

Huhn, Sebastian

**Working Paper**

## The Culture of Fear and Control in Costa Rica (I): Crime Statistics and Law Enforcement

GIGA Working Papers, No. 104

**Provided in Cooperation with:**

GIGA German Institute of Global and Area Studies

*Suggested Citation:* Huhn, Sebastian (2009) : The Culture of Fear and Control in Costa Rica (I): Crime Statistics and Law Enforcement, GIGA Working Papers, No. 104, German Institute of Global and Area Studies (GIGA), Hamburg

This Version is available at:

<https://hdl.handle.net/10419/47726>

**Standard-Nutzungsbedingungen:**

Die Dokumente auf EconStor dürfen zu eigenen wissenschaftlichen Zwecken und zum Privatgebrauch gespeichert und kopiert werden.

Sie dürfen die Dokumente nicht für öffentliche oder kommerzielle Zwecke vervielfältigen, öffentlich ausstellen, öffentlich zugänglich machen, vertreiben oder anderweitig nutzen.

Sofern die Verfasser die Dokumente unter Open-Content-Lizenzen (insbesondere CC-Lizenzen) zur Verfügung gestellt haben sollten, gelten abweichend von diesen Nutzungsbedingungen die in der dort genannten Lizenz gewährten Nutzungsrechte.


**Terms of use:**

*Documents in EconStor may be saved and copied for your personal and scholarly purposes.*

*You are not to copy documents for public or commercial purposes, to exhibit the documents publicly, to make them publicly available on the internet, or to distribute or otherwise use the documents in public.*

*If the documents have been made available under an Open Content Licence (especially Creative Commons Licences), you may exercise further usage rights as specified in the indicated licence.*

# GIGA *Working Papers*

German  Institute of Global and Area Studies  
Leibniz-Institut für Globale und Regionale Studien

GIGA Research Programme:  
Violence, Power and Security

---

## **The Culture of Fear and Control in Costa Rica (I): Crime Statistics and Law Enforcement**

Sebastian Huhn

No 104

July 2009

GIGA Working Papers serve to disseminate the research results of work in progress prior to publication to encourage the exchange of ideas and academic debate. Inclusion of a paper in the Working Papers series does not constitute publication and should not limit publication in any other venue. Copyright remains with the authors.

## **GIGA Working Papers**

Edited by the  
GIGA German Institute of Global and Area Studies  
Leibniz-Institut für Globale und Regionale Studien

The GIGA Working Papers series serves to disseminate the research results of work in progress prior to publication in order to encourage the exchange of ideas and academic debate. An objective of the series is to get the findings out quickly, even if the presentations are less than fully polished. Inclusion of a paper in the GIGA Working Papers series does not constitute publication and should not limit publication in any other venue. Copyright remains with the authors. When working papers are eventually accepted by or published in a journal or book, the correct citation reference and, if possible, the corresponding link will then be included on the GIGA Working Papers website at <[www.giga-hamburg.de/workingpapers](http://www.giga-hamburg.de/workingpapers)>.

GIGA research unit responsible for this issue:  
Research Programme “Violence, Power and Security”

Editor of the GIGA Working Papers series: Martin Beck <[beck@giga-hamburg.de](mailto:beck@giga-hamburg.de)>

Copyright for this issue: © Sebastian Huhn

English copy editor: Melissa Nelson  
Editorial assistant and production: Vera Rathje

All GIGA Working Papers are available online and free of charge on the website <[www.giga-hamburg.de/workingpapers](http://www.giga-hamburg.de/workingpapers)>. They can also be ordered in print. For production and mailing a cover fee of € 5 is charged. For orders or any requests please contact:

E-mail: [workingpapers@giga-hamburg.de](mailto:workingpapers@giga-hamburg.de)

Phone: ++49 (0)40 - 4 28 25 - 548

The GIGA German Institute of Global and Area Studies cannot be held responsible for errors or any consequences arising from the use of information contained in this Working Paper; the views and opinions expressed are solely those of the author or authors and do not necessarily reflect those of the Institute.

GIGA German Institute of Global and Area Studies  
Leibniz-Institut für Globale und Regionale Studien  
Neuer Jungfernstieg 21  
20354 Hamburg  
Germany  
E-mail: [info@giga-hamburg.de](mailto:info@giga-hamburg.de)  
Website: [www.giga-hamburg.de](http://www.giga-hamburg.de)

## **The Culture of Fear and Control in Costa Rica (I): Crime Statistics and Law Enforcement**

### **Abstract**

The Costa Rican talk of crime is fundamentally based on the assumption that crime rates have increased significantly in recent years and that there is today a vast and alarming amount of crime. On the basis of this assumption, fear of crime, the call for the “iron fist,” and drastic law enforcement actions are continually increasing. While crime statistics are the logical basis for the hypothesis on the far-reaching extent of delinquency, they are used in a problematic way in the talk of crime. In this paper I discuss Costa Rican crime statistics, their development, and their utilization in the talk of crime against the background of criminological theory. The theses of the paper are that a) the informative value of crime statistics regarding Costa Rican reality is far more questionable than the common utilization of them implies and b) when they are used as argumentation, these crime statistics do not provide evidence of the oft-proclaimed rising crime wave.

**Keywords:** Costa Rica, violence, crime, social order, crime statistics, public discourse

### **Sebastian Huhn, M.A.,**

historian and political scientist, is a research fellow at the GIGA German Institute of Global and Area Studies. Together with Dr. Anika Oettler and Peter Peetz, he is currently working on the research project “Public Spaces and Violence in Central America.”

Contact: [huhn@giga-hamburg.de](mailto:huhn@giga-hamburg.de)

Websites: <http://staff.giga-hamburg.de/huhn>

[www.giga-hamburg.de/projects/violence-and-discourse/](http://www.giga-hamburg.de/projects/violence-and-discourse/)

## **Zusammenfassung**

### **Kultur der Angst und Kontrolle in Costa Rica (I):**

#### **Kriminalitätsstatistiken und Strafverfolgung**

Der costaricanische öffentliche Diskurs über Gewalt und Kriminalität stützt sich wesentlich auf die Prämisse, dass die Kriminalitätsraten in den letzten Jahren in unvergleichlichem Umfang gewachsen seien und heute ein überwältigendes und alarmierendes Ausmaß erreicht hätten. Auf dem Fundament dieser Prämisse wächst in der Bevölkerung die gesellschaftliche Angst und damit der Ruf nach der harten Hand und immer drastischeren staatlichen und privatisierten Maßnahmen der Kriminalitätsbekämpfung. Kriminalitätsstatistiken werden in der Regel als Beleg für die These einer Kriminalitätswelle angeführt. Im öffentlichen Diskurs werden sie aber auf sehr problematische Weise interpretiert. Dieser Beitrag untersucht die offiziellen Kriminalitätsstatistiken, ihre historische Entwicklung und ihren Gebrauch im Diskurs über Gewalt und Kriminalität in Costa Rica anhand kriminologischer Theorie. Die Hypothese ist, dass, erstens, die Aussagekraft der Statistiken über costaricanische Realität weit geringer ist, als ihre übliche Verwendung impliziert, und dass, zweitens, die Statistiken selbst dann die proklamierte Welle des Verbrechens nicht stützen, wenn man sie tatsächlich zugrunde legt.

# **The Culture of Fear and Control in Costa Rica (I): Crime Statistics and Law Enforcement**

**Sebastian Huhn**

## **Article Outline**

- 1 Introduction
- 2 What Are Crime Statistics (and What Are They Good For)?
- 3 The Development of the Security Sector
- 4 Trends in Crime and Violence
- 5 Conclusions

## **1 Introduction**

In the public debate about crime and violence in contemporary Costa Rica, statistics are the most explicitly or implicitly cited reference for the common thesis of the “rising crime wave.”<sup>1</sup> Thus, the participants in the talk of crime throw around numbers which can differ widely, while the tendency always seems the same: things are getting worse and worse. At the same time, those citing these numbers rarely name their sources. Others simply proclaim that there is rising violence and crime without any statistical support for their statements, but in this case also the assumption of rising crime is implicitly based on numbers. The named or implied sta-

---

<sup>1</sup> I owe Rodolfo Calderón Umaña a debt of gratitude for providing me with a great deal of advice and corrections regarding Costa Rican crime statistics and their realization.

tistics are mostly used in a multidimensional generalized way. They are presented as an objective mirror of social reality, as valid for every kind of crime, and also as valid for the whole country. They usually differentiate neither between different groups of crimes nor different concrete locations. Finally, legitimate criticism of the statistics is rare. In this paper I will fill this gap and argue that an objective view of the Costa Rican crime statistics casts a different light on the talk of crime.<sup>2</sup>

Newspaper articles are a good source for proving this type of generalization. A citation from an article written by then vice president and minister of justice Laura Chinchilla from August 2007 demonstrates the numbers game:

In recent years we have been witnesses to an alarming trend of increasing criminal violence. [...] Between 1990 and 2006, for example, the total number of crimes per 100,000 citizens rose from 135 to 295, and some of them increased in an especially alarming way: in the case of robberies, which increased by 700 percent, and in the case of violations of narcotics law, where numbers increased by 280 percent. Violent crimes also experienced a significant increase; for instance, in the case of physical aggression, where the rate increased more than 100 percent. The same was true of intentional homicide, an excellent indicator for the level of violence in a country, where numbers increased by 50 percent in the same period.<sup>3</sup>

(*La Nación*, August 19, 2007)

These numbers have an enormous influence on the talk of crime. Even if the source remains undisclosed, the figures appear to be valid when cited by an important person on the one hand and based on the common perception that numbers don't lie on the other hand. Hardly anybody proves the validity of cited statistics or questions them theoretically. Once thrown into the discourse (and especially when this is done by trustworthy persons), they become "valid knowledge" (Jäger 2004: 149). While the accuracy of statistics is in fact highly debatable, their immense influence on the talk of crime should not be underestimated. Interviews with Costa Rican citizens I undertook in 2006 revealed the power of these numbers and the good faith people had in them. Of approximately 30 interviewees with whom I conducted open interviews, each with a duration of approximately one hour, 23 stated that violence and crime are worse today than they have been previously (Huhn 2008a: 15; Rico 2006: 29-36).<sup>4</sup>

---

<sup>2</sup> Following Caldeira, by talk of crime I mean the dominant discourse about violence and crime as a social matter. Caldeira defines the talk of crime as the everyday discourses about crime as a permanent threat—mediated in narratives, commentaries, conversations or even jokes—that "simultaneously make fear circulate and proliferate" (Caldeira 2000: 2).

<sup>3</sup> All Spanish and German citations have been translated by the author.

<sup>4</sup> In order to obtain a representative opinion for the whole society, I interviewed males and females of different ages with different jobs, social backgrounds, and experiences in various locations throughout Costa Rica in November and December 2006. For example, I spoke to policemen, judges, prison wardens and guards, social workers, and NGO activists as well as to nurses, businessmen, domestic employees, priests, street vendors and pub owners. I thus spoke with people who deal with crime and violence professionally and with others who do not.

They implicitly or explicitly explained their estimation using the crime statistics or, alternatively, statements they had heard about them. The proportion of those who actually read official crime statistics was negligible.

The first aim of this paper is the presentation and critical evaluation of Costa Rican criminal statistics. I do not discuss the statistics as a mirror of Costa Rican social reality but rather as a powerful premise in the talk of crime. I argue that the crime rates are used as a powerful weapon by those speakers on the talk of crime who should know how to read them but who obviously want to misrepresent the extent of the problem. I also prove that the problem—perceived as gigantic and existing everywhere (Huhn 2008a)—might be far more relative and manageable than generally believed, at least in terms of its extent, its development, and its spatiality. I will first present and discuss Costa Rican crime-fighting efforts since the 1950s—as an important factor influencing the statistics and the visibility of crime and violence in society—and relate these to the crime statistics and the social perception of delinquency and violence in society. Some basic findings from criminological theory on the statistical measurement of delinquency serve as the paper's theoretical basis, which I outline in the following section.

## 2 What Are Crime Statistics (and What Are They Good For)?

The general academic criticisms of crime statistics are multifaceted (Muncie 1996; Muncie 2004; Maguire 2002; Maguire 2007; Schmidt 2005; and on Latin America Carrión/Espín 2009). They range from a radical denegation of their usability to describe “reality” to a restrained review of particular indicators by those who work on advancing the statistics. While the amount of technical criticism and general skepticism is enormous and rich in detail, I will briefly concentrate on some central factors from both sides of the critical spectrum in order to subsequently ask which criticisms have to be applied in a relativization of the Costa Rican statistics and a critical reflection on their sense and use.

The main source of technical malfunctions in official crime statistics is the hidden figure of crime (Coleman/Moynihan 1996). Especially from a historical perspective, the number of errors resulting from these figure is immense. The hidden figure describes the number of unreported (relative) or even undiscovered (absolute) cases. The absolute hidden figure consists of crimes which remain undiscovered. This may happen for many different reasons. A typical example is provided by robberies which remain undetected by the victims, who do not realize that they have been mugged. Another example is homicides which are not diagnosed by the physician who writes the death certificate.<sup>5</sup> In homicide statistics, therefore, homicides with weapons are generally overrepresented. A bullet in the head or a knife in the chest can simply not be overseen as easily. A third example is provided by cases in which a judge has

---

<sup>5</sup> Criminologists consider the number of such cases to be very high. An analysis of homicides which were not recognized until a second autopsy revealed a crime suggests that nearly half of all homicides in Germany remain undiscovered (Brinkmann 1997).



to find someone not guilty for want of evidence. Thus, even though it is possible that the crime happened in reality, from the point of the verdict on it will not have happened in terms of law and statistics. Already it becomes apparent that crime statistics do not measure reality *per se*. The absolute hidden field is generally estimated to be very extensive, through a measurement is by definition impossible.

The reasons for the relative hidden figure are multiple. Firstly, many cases are not reported, for several reasons. Some cases are considered trivial (such as small thefts), and in some cases the victims are afraid of revenge or are ashamed (as is often the case with sexual violence). Many people do not recognize crime, for example, children who do not know the law, and many people decide to take the law into their own hands. The latter is very common in relation to physical violence such as brawls. While a person who has been beaten can press charges against the offender, he will often prefer to fight back. Against this background, many assaults usually remain unreported. Crimes which are reported more than others are statistically more serious crimes, especially those where the victim has to report the crime to make a claim for insurance (Maguire 2007: 262; Muncie 2004: 16). Therefore, a very high number of car accidents and thefts are reported in comparison to other kinds of crimes. The existence of insurance and the obligation to report a claim as a crime to the police also influences crime statistics.<sup>6</sup>

Generally, changing norms and values influence crime rates, and thus awareness among society plays an important role. For example, the media extensively advocates social sensibility (Ricón/Rey 2009: 124; Rey 2005). The so-called deviancy-amplification spiral describes the process by which people tend to report criminal acts that have been discussed in the media, which are presented as worse than they are and as socially unacceptable (Cohen 1972). Over time, different kinds of offenses appear and disappear in public awareness. While there is a general sensibility about sexual violence or violence against children today, these offenses have been socially invisible for a long time. Sexual violence was long classified as private, and many violent acts against children were considered to be the personal concern of the parents. Another example is youth crime, which has frequently alternated between being tolerated as youth attitude or condemned as criminal behavior (Muncie 2004: 18).

These social changes in looking at crime apply to the self-perception of a person as a victim of a crime, too (Zedner 1997). Whether a person sees him/herself as a victim and admits this publicly depends to a large part on public discourse and its historical change. Sexual violence is a good example. There have been times when many women did not interpret violence by their partners as a crime, but rather as "his good right," something nobody would care about or a relationship crisis instead of a felony. The same is true of many forms of physical violence and the victimization of children. The victim of a brawl often does not see him/herself as a crime victim, or at least does not report it, and an abused child often just doesn't know that violence

---

<sup>6</sup> Furthermore, insurance fraud does so as well. As many insurance plans pay for damage caused by others but not by the owner, the number of persons who file charges against an unknown person to cover their own mistakes and claim insurance could be significant.

is “illegal” (Stanko 1988; Morgan 1988; Young 1988: 174). This denial on the part of the victim may be a consequence of the dominant discourse. An example would be a judge who does not acknowledge the victim of rape as a victim by stating instead that he or she provoked the offender by wearing a certain kind of clothing or by saying something “capable of being misunderstood” (Sykes/Matza 1996). Finally, changes in what the law counts as crime logically influence statistics (Muncie 2004: 17). These are just some examples of the many factors that influence crime statistics, which are therefore not an objective mirror of “reality.”

Another source of error—especially from a historical perspective—lies in the statistics themselves, and in the changing capacity to receive complaints, to translate them into a statistical unit, and to transform this into a national statistic.

First, the content of crime statistics changes over time. While these statistics were previously often very simple and summarized, today they are generally very detailed; however, at the same time some acts which used to be crimes are not today and vice versa. While marijuana possession was once legal in Germany, for example, it was later made illegal and extensively prosecuted then subsequently moderately tolerated again. This change in drug policy thus influences the statistics. At one time there was no statistical unit for marijuana abuse, then it became illegal and crime rates in this segment were rising. Today the abuse is again legal, but the statistical unit still exists. An uncritical reading of the statistic would imply that marijuana abuse has plummeted since the liberalization of the law in the 1990s. In this context, the decision regarding which source is the basis of an official crime statistic and which facets are indicators which might change over time. There will be a difference if the registered number of homicides committed is the official homicide rate or the number of victims.

Second, every crime that is reported requires a police officer to take the complaint. As Cremer-Schäfer (1998: 149) points out, crime statistics are “a redefinition of police and juridical activity reports,” which document police work, not crimes committed. More police personnel, therefore, leads to higher crime rates, and fewer police personnel leads to lower crime rates. This is the case in pressing charges as well as in patrolling. The second phenomena became famous in Germany as the Lüchow-Dannenberg Syndrome (Nissen 2003: 121). When the police presence in the village Lüchow Dannenberg was increased because—as an interim storage location for nuclear waste—the village became the center of protests against nuclear energy production, the number of registered contraventions of the law increased remarkably. The number of delicts had not expanded; they were simply less likely to be overseen.

Third, those who handle crime statistics need to do so consistently and need to be technically able to do so. Older Costa Rican crime statistics lead to the assumption that some police posts simply did not hand in their statistics or did not register their work for several years. Otherwise there is no explanation for why in some years there are no registered crimes at all in certain districts. Thus the reliability of crime statistics depends on the capacity to register crime and to merge these registered crimes into nationwide statistics together with the probability of not making mistakes in doing so, something which is technically developed through the

use of computers instead of typewriters, through simpler data transfer technologies or through advanced statistical software.

Finally, I have already mentioned another point related to technical ability: the advances in crime investigation techniques. While more crimes may have remained undiscovered for technical reasons in the past, today forensics, data collection, high-tech crime scene investigations and so on are helping to increase the bright figure (which is the opposite of hidden figure).

While crime statistics are generally very unreliable, and were even more unreliable in the past, and while the historical comparability is particularly vague, they are usually presented as an unalterable, objective and timeless image of reality. Nevertheless, as Young states,

To base criminological theory, or social policy for that matter, on the majority of official figures is an exercise in “guesstimates”, and tealeaf gazing. Meanwhile, various groups with special pleading regularity, and understandably, parade their “statistics” to show that their section of the community needs resources or that their agency has had such and such a success rate.

(Young 1988: 164)

As the other most commonly used statistical indicator of crime rates and their change over time, victim surveys should also be mentioned briefly. Implemented not least because of the problems with criminal statistics discussed above, victim surveys basically ask an empirically defined number of people if they have been the victim of a crime within a certain period and if they reported it to the police. As the range of topics and the complexity of victim surveys is today often very sophisticated, they may serve as a useful indicator for crime development and definitely supplement the weak data of crime statistics. At the same time, most of the criticisms of crime statistics presented here also hold for the surveys. Response behavior does not necessarily depend only on objective incidents; it can also be influenced by the talk of crime. As already stated, somebody who has been the victim of a crime firstly has to recognize this, secondly has to define it as a crime (instead of an annoying bagatelle, for example), and thirdly must be willing to tell.<sup>7</sup> In times when fear of crime is widespread and crime plays an important role in public discourse, this self-perception as a victim might be far more likely than in quiet times. At one moment vandalism in front gardens might be perceived as a more or less annoying practical joke; at other times it might be perceived as a case of youth crime.

In Costa Rica, the United Nations Development Programme has so far conducted two *Encuestas Nacional de Seguridad Ciudadana* (National Surveys on Public Safety). The last and second of these victim surveys was undertaken in 2006. In addition to victimization, the surveys also cover fear of crime, public perceptions of Costa Rican law enforcement, questions related to personal protective actions, and the social behavior of the interviewees (see for example PNUD 2006: 553-559). As crime statistics are still by far the most cited reference to crime in Costa Rican public discourse, I will concentrate on them in this paper.

---

<sup>7</sup> On victimology, victim surveys, and their critics see Young 1988 and 2004 and Hoyle/Zedner 2007.

In the following discussion I begin by tracing Costa Rican law enforcement since the 1950s. As the visibility of crime and violence depend on the number of institutions and persons whose job it is to exhibit and count them, I will prove that Costa Rica has made huge progress in investigating and fighting crime, something which is clearly reflected in crime statistics.

### 3 The Development of the Security Sector

Despite the possibility that crime rates have constantly increased over the second half of the twentieth century and that crime may always have been a thorn in the side of Costa Rican society, another development during the second half of the twentieth century is very important: violence and crime have been investigated and fought to an increasing degree and have therefore become constantly more visible in society. As already stated, more police personnel unavoidably leads to higher crime rates, and fewer police personnel leads to lower crime rates. Furthermore, better technical equipment for both investigating crime and for recording it also logically leads to higher crime rates in the statistics. Therefore, a closer look at the development of the security sector is a necessary prerequisite to interpreting Costa Rican crime statistics, both generally and, especially, diachronically.

After the abolition of the armed forces in December 1948, Costa Rica established a police corps—the Guardia Civil—in 1949 to maintain public order. Until this date there had existed nothing like a professional police force in Costa Rica. In practice the former military was now renamed the Guardia Civil and was thus assigned a very different task.<sup>8</sup> It can be assumed that knowledge of police work was very limited at this time. It was not until 1964 that the Costa Rican state established a new academy to actually professionally train policemen.<sup>9</sup> In the interim, the former military school undertook this task.<sup>10</sup> This means that until the mid-1960s Costa Rican policemen were basically trained and educated according to a military way of thinking and acting. Fighting a foreign enemy is a very different task than maintaining law and order inside a country, but it was not until the 1960s that military logic was replaced with the idea of an actual police logic. Additionally, the judiciary was reorganized after 1948. The new government adopted a new penal code and a new law for criminal proceedings. In 1956 the judiciary became financially independent from the executive, with an annual budget of at least 6 percent of the of national budget (Poder Judicial: 5).

In 1964 the government took the first steps towards improving the training and education of the country's jurists, and in 1981 these efforts were merged in the newly established Escuela Judicial (Law School), the mission of which was to "develop programs for the special qualification of judiciary personnel which allow them to strengthen their knowledge and conduct for the adequate handling of their tasks so that they can contribute to an efficient and compe-

---

<sup>8</sup> Ministerio de Seguridad Pública de Costa Rica: Historia, [www.msp.go.cr/sobre\\_ministerio/historia.html](http://www.msp.go.cr/sobre_ministerio/historia.html).

<sup>9</sup> Ibid.

<sup>10</sup> Escuela Nacional de Policía José Francisco Orlich B.: Historia, [www.msp.go.cr/escuela\\_policia/historia.html](http://www.msp.go.cr/escuela_policia/historia.html).

tent administration” (Poder Judicial: 21). In conclusion, the Costa Rican police and judiciary were both basically untrained, professionally speaking, in investigating and fighting crime in the 1950s and 1960s. The discovery of crimes and particularly the conviction of suspects was very difficult, subjective, and debatable as the police force was neither adequately trained nor technically equipped to work professionally.

The 1970s marked a fundamental change in investigating and fighting crime in Costa Rica. In 1973 the government founded the Organismo de Investigación Judicial (OIJ), the criminal investigation department, whose task it was to assist the criminal courts and the Ministerio Público (Public Attorney's Office) in the exposure and scientific verification of delicts and the presumed delinquents (Asamblea Legislativa 1974, Article 1). This was the most sustainable act on the way to a modern fight against crime. The OIJ's mission was to process charges made by members of the public and to investigate crimes at a high technical level. The OIJ was therefore divided into three sections: the Department of Criminal Investigation, to detect and investigate crimes; the Department of Legal Medicine, to conduct medical investigations such as autopsies or generate psychological opinions to detect undiscovered crimes; and finally the Laboratory of Forensic Science, to trace evidence with technical and natural scientific methods in order to detect so far undiscovered crimes and convict delinquents (Poder Judicial: 20). Without speculating about the actual number of crimes committed in Costa Rica and about the development of this rate, it is safe to say that from that point on more and more crimes would become visible and therefore “real” and also that new forms of crime would be identified, simply for the reason that it would be increasingly technically possible.

Over the decades following its foundation, the OIJ has become more and more specialized and structured. In 1992 it added a canine unit, which radically changed the investigation of drug crimes. In 2003 the Unidad de Análisis Criminal (Criminal Analysis Unit) was founded in order to enhance the use of scientific methods in fighting crime. Later the Costa Rican government established the Servicio Policial de Intervención Inmediata (SPII), a special intervention police force, and in 2008 the Unidad de Vigilancia y Seguimiento, another intelligence unit whose members were trained by the FBI and the DEA, was set up. Furthermore, the OIJ opened more and more regional offices and specialized subdivisions.<sup>11</sup>

In June 1975, the Instituto Latinoamericano de las Naciones Unidas para la Prevención del Delito y Tratamiento del Delincuente (ILANUD - United Nations Latin American Institute for the Prevention of Crime and the Treatment of Offenders), based in Costa Rica, was founded by the United Nations. The ILANUD's main objective has since been the provision of assistance to Latin American governments in the field of crime prevention and criminal justice. This includes research, training and technical assistance in designing and implementing programs and projects in the field of crime prevention and criminal justice. The ILANUD has by definition called attention to violence and crime in Costa Rica.

---

<sup>11</sup> OIJ ([www.poder-judicial.go.cr/oij/oijaccesibilidad.htm](http://www.poder-judicial.go.cr/oij/oijaccesibilidad.htm)).

In 1978 the Costa Rican government created the Dirección Nacional del Servicio de Vigilancia Marítima, the Coast Guard. While its initial task was the protection of Costa Rican fishing grounds, its authority was continually expanded. Today's Coast Guard is legally defined in the Ley de Creación del Servicio Nacional de Guardacostas (Law for the Creation of the Coast Guard) (Asamblea Legislativa 2000) from May 2000. The investigation of smuggling and the drug trade has become its major task.<sup>12</sup> As already stated with regard to the OIJ, drug trafficking and smuggling have consequently become increasingly visible and therefore real.

In the 1980s the Fuerza Pública—the police force—became increasingly better equipped, not least as a result of the appearance of a new threat, the Nicaraguan contra war, and a newly invented crime, illegal migration. In 1983 the Ministry of Justice passed a resolution to monitor Costa Rica's borders and detect and avoid undocumented immigration (*La Nación*, March 10, 1983). While undocumented immigration was at that point not illegal per se, it was assumed that many undocumented migrants could be delinquents (*La Nación*, April 12, 1985). Thus, in 1986 the Ley General de Migración y Extranjería (Immigration Act), the first general migration law, was adopted. It created a whole new catalog of crimes and made necessary the reinforcement of police equipment (Huhn 2005: 71-72). Personnel had to be expanded as did the amount of technical equipment such as jeeps and helicopters. Furthermore, in 1994 the government established a special border police force (Asamblea Legislativa 1994a). Once again, new kinds of crimes had been invented and the police force was extended in order to register more crimes. Additionally, in 1981 the Costa Rican government passed a bill on private security (Asamblea Legislativa 1981), which has been modified several times since. These are examples of what has become a very specialized and elaborate Costa Rican security sector.

Between 1988 and 2003 the Costa Rican judiciary grew from 3,344 to 6,871 employees. The OIJ had 819 members in 1988. With 1,562 employees in 2003, the manpower of the criminal investigation department had nearly doubled in 16 years (Figure 1). Additionally, today there are 1,134 registered private security agencies active in Costa Rica, and 18,823 licensed private security agents work in country.<sup>13</sup> In 2001 the number was 934 (PNUD 2006: 222). The number of private security agents operating without a license is estimated to be much higher than the number of licensed agents (Matul/Dinarte 2005: 19).

I would also like to mention the Programa de Seguridad Comunitaria (Community Safety Program), which was initiated in 1998. Under the program, citizens form committees for community security, are trained and instructed by the police, and afterwards monitor their neighborhoods. In 2003, Costa Ricans had formed 2,817 of these committees (MIDEPLAN 2004: 732); three years later there were already 3,590 such committees (MIDEPLAN 2007: 114). One supporting pillar of informal and formal private security and citizen's involvement

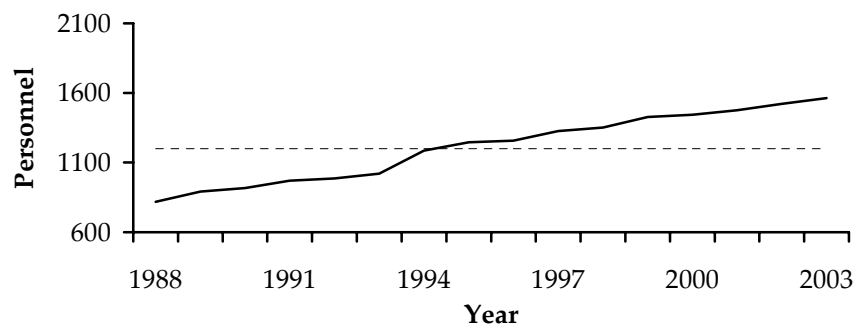
---

<sup>12</sup> Ministerio de Seguridad Pública de Costa Rica: Historia de los Servicios de Guardacostas, [www.msp.go.cr/guardacostas/historia.html](http://www.msp.go.cr/guardacostas/historia.html).

<sup>13</sup> Ministerio de Seguridad Pública de Costa Rica: Seguridad Privada, [www.msp.go.cr/seguridad\\_privada/estadisticas.html](http://www.msp.go.cr/seguridad_privada/estadisticas.html).

in police work is essentially denunciation. Thereby, many delinquent acts which have not previously been registered are today reported to the police. Most of these acts are bagatelles, and the Ministerio de Planificación also states that a considerable number of these denunciations turn out to be false reports.<sup>14</sup>

**Figure 1: Organismo de Investigación Judicial (OIJ) Personnel, 1988–2003**



Source: Author's compilation based on Appendix 1.

It should also be mentioned that new criminal acts have been introduced into Costa Rican law over time. In the 2002 revision of the penal code, the government declared the negligence of animals and the blockading of streets to be delicts. Both were contraventions before the revision of the law and crimes afterwards. These “new” crimes have automatically and logically enhanced the total number of recorded crimes since.

Finally, the development of surveillance technology has made crime more visible, statistically measurable, and therefore “real.” Closed-circuit television is a perfect example (see for example Löfberg 2009: 154). As the monitoring of public spaces becomes more and more common in Costa Rica, far fewer delicts are overseen.

The institutional, discursive and technical developments mentioned represent only a small percentage of all the efforts Costa Rica has made concerning the fight against violence and crime in the last decades. Today the country has a very sophisticated police force, including special subdivisions for drugs, rural and urban police, migration, border control, domestic violence, tourist safety, traffic control, intelligence and other issues, and there are also various programs, plans, and institutions in the fields of crime fighting, crime prevention, and education (Loría 2006; Ministerio de Salud 2004; MIDEPLAN 2007; PNUD 2006; Matul/Dinarte 2005; Rico 2003; Ministerio de Justicia 2007).

It is not my intention to judge the various efforts to fight crime and violence. Instead I want to demonstrate that during the second half of the twentieth century, and especially since the 1970s, violence and crime received increasingly more attention in politics and therefore be-

<sup>14</sup> Ministerio de Planificación: [http://mideplan5.mideplan.go.cr/PND\\_ADM\\_PACHECO/Html/panorama-ambiente-seguridad.htm#Seguridad](http://mideplan5.mideplan.go.cr/PND_ADM_PACHECO/Html/panorama-ambiente-seguridad.htm#Seguridad).

came more and more visible in Costa Rican society (and the potential hidden figure of crime may have declined in consequence).<sup>15</sup> As Caldeira points out, crime statistics are

constructions that generate particular views of some segments of social reality. They construct images of patterns of crime and criminal behavior. Today it is hard to argue that they are a representation of “real” crime—if one can still talk in those terms. At most, one can claim that the statistics indicate some tendencies of criminality. But if the information they give on crime is restricted, they may nevertheless reveal other facts about the society that produces them.

(Caldeira 2000:106).

In the case of Costa Rica, crime statistics—among other things—reflect the progression of the extensive crime-fighting efforts made by the state in the last forty years. Nevertheless, I also agree with Caldeira in her interpretation that crime statistics may at least indicate tendencies if one is able to interpret them properly. In the following section I will present and discuss the basic indicators of crime and violence from a historical perspective. In each case, I will ask if and to what extent the diachronic comparison of the figures justifies the talk of the oft-cited “rising crime wave,” and how the figures have to be evaluated on the basis of the criticisms of crime statistics. I thereby basically prove that a contrary point of view to the mainstream position of the “rising crime wave” is reasonable, without necessarily insisting on the opposite view as “the truth.” Nevertheless, as I can prove that the statistics can be read very differently from the way they are portrayed in the dominant discourse, I can justify my recommendation that they be discussed differently in public, where the contested “enormous crime wave” obviously scares the majority of the people, as surveys indicate (see for example PNUD 2006: 551-559 or Huhn 2008a).

#### 4 Trends in Crime and Violence

While Costa Rica already recorded criminal statistics in the nineteenth century (see for example: Ministerio de Fomento 1888) and different state institutions collect data about different categories of delinquency nowadays, one of today’s official crime statistics sources is the *Anuario de Estadísticas Policiales* (*Yearbook of Police Statistics*) by the Sección de Estadística (Statistics Department), a subdivision of the Departamento de Planificación (Strategic Department) of the Poder Judicial (Judiciary). Since 1998, another crime statistics source in Costa Rica has been the *Estadísticas Judiciales* (*Judicial Statistics*), which includes data from the OIJ and the Ministe-

---

<sup>15</sup> This assumption of cause is pure speculation as is every assumption about the “real” crime rates. Victim surveys indicate that the number of reported crimes may have declined as many respondents declare that they did not press charges. Simultaneously, technical changes in the statistics themselves may also have lead to an increase in underreporting in some cases. For example, in 1994 the government raised the barrier for what thefts could be included in the statistics. Since then, only thefts of items over a certain value are recorded (Calderón/ Rodríguez 2003).



rio Público. As the *Anuario de Estadísticas Policiales* has existed since 1979, I will use it as the foundation for the historical perspective of this paper.

All divisions of the OIJ's police offices have to hand over their statistics, which are published once a year as aggregated and partially analyzed data in the *Anuario de Estadísticas Policiales*. Since 1979, the categories have become increasingly diversified and more and more institutions have been contributing data.

While practically no one names the source being referred to when talking about crime figures in Costa Rican public discourse—for instance, in the media, in politics or in everyday talk—it is like to be the *Anuarios de Estadísticas Policiales* or the *Estadísticas Judiciales*, because they are the only official sources. Therefore, I will discuss crime rates published in the *Anuarios de Estadísticas Policiales* in the following. At first glance, it might seem contradictory that I first generally criticize criminal statistics only to use them as a basis for argumentation afterwards. It is not. I will demonstrate below that the crime statistics do not serve as proof of the rising crime wave if taken as a significant indicator, if construed generally, and especially not if interpreted against the background of the findings from criminological theory on the statistical measurement of delinquency which I presented in Section 2.

#### 4.1 Intentional Homicide

Homicide rates are generally the most cited indicator for crime and violence, especially when data are compared internationally or historically, because the definitions of and recording of this indicator are less inconsistent than in other cases. As the definitions and classifications have changed far less in this case than in all others, the numbers are also far more comparable over a long time period in terms of statistical logic. Therefore, I can describe this indicator for a longer period than I can the others.

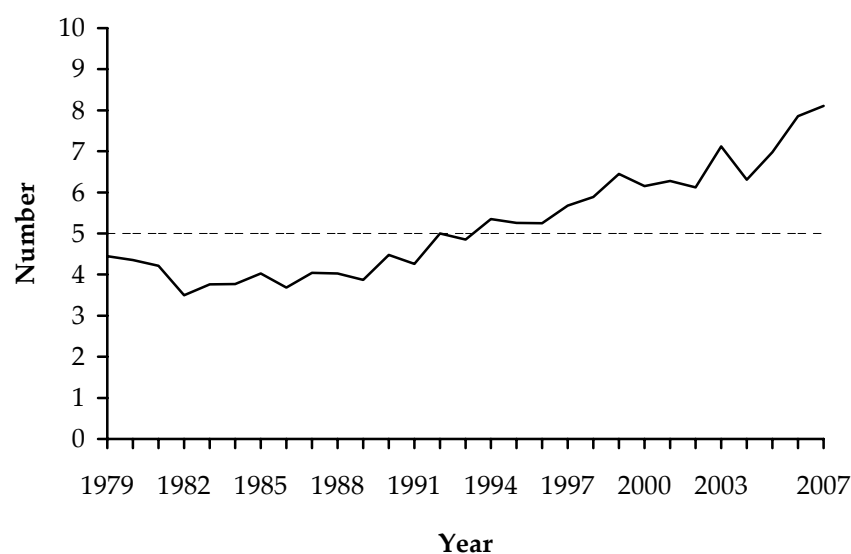
According to the *Anuarios de Estadísticas Policiales*, intentional homicide in Costa Rica increased from 4.5 to 8.11 cases per 100,000 inhabitants between 1979 and 2007 (Figure 2). Therefore, the directly readable rate increased by nearly 100 percent over 28 years.

On the basis of these figures it seems justified to state that there has been an increase of intentional homicides in Costa Rica. The absolute number of registered intentional homicides is as high than it ever was before. The rate appears to have increased very constantly, something which is especially noteworthy given that many people in Costa Rica frequently state that the problem arose quiet recently. There has been no obvious break in the constant rise. An abrupt rise in the figure could have supported the assumption that there has been an apparent change in "real" homicide development.

Nevertheless, as there is a significant hidden figure in homicide, the curve progression has to be challenged at least slightly on the basis of modern criminology. As I have already noted, the hidden figure of homicide logically changes with the progression of forensic and legal medical technology. As both have advanced very intensively, it can be assumed that the hid-

den figure has decreased. In this case, intentional homicide rates were always higher, though the percentage of those which were recorded in the statistics used to be lower. It is safe to say that the hidden figure was most likely higher in 1979 than in 2007. Other scientifically verifiable factors include the increase in the number of law enforcement agency personnel over the same period and the decline in technical errors in the collection of data (for instance, through the use of networked computers today instead of pencils and typewriters). These factors have probably also resulted in higher rates of discovered and recorded intentional homicide.

**Figure 2: Intentional Homicide Rate in Costa Rica (per 100,000 inhabitants), 1978–2007**



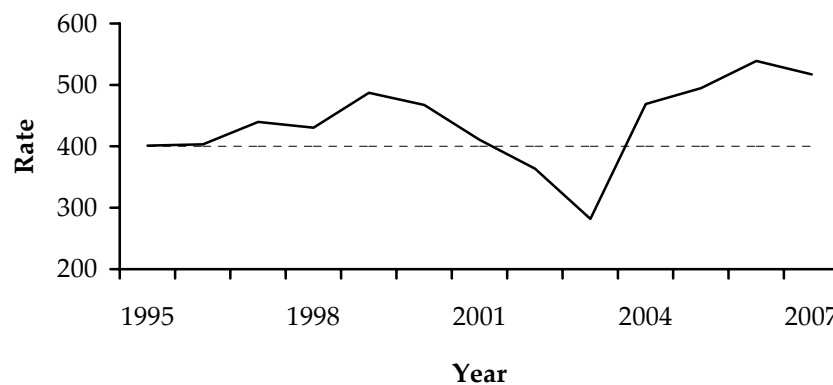
Source: Author's compilation based on Appendix 2.

Finally, my critique is limited to the thesis of the extraordinary rise in intentional homicide. I do not disagree with the statement that there has been a rise nor with the observation that indicators demonstrate that there are a noticeable number of homicides in contemporary Costa Rica. With an official homicide rate of approximately eight homicides per 100,000 inhabitants, Costa Rica has an average ranking in the international comparison provided by the United Nations (UNODC 2007).

## 4.2 Theft

Another frequently discussed form of crime is theft, which is often mixed up with homicides in the talk of crime. "They kill you for a mobile phone" or "our lives are worth a mobile phone" are oft-heard phrases (for example *La Nación*, November 30, 2007).

According to the *Anuarios de Estadísticas Policiales*, the number of thefts increased from 400 to 517 cases per 100,000 inhabitants between 1995 and 2007 (Figure 3).

**Figure 3: Theft Rate in Costa Rica (per 100,000 inhabitants), 1995–2007**

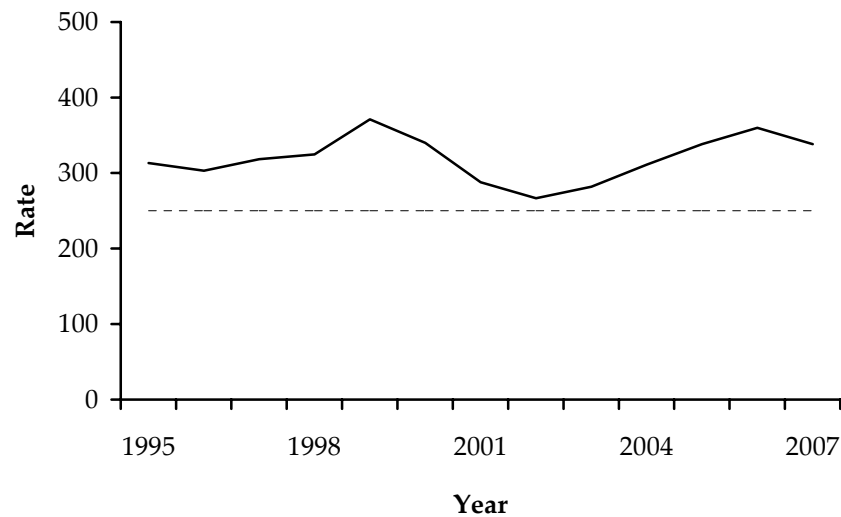
Source: Author's compilation based on Appendix 3.

Without any criticism regarding the credibility of the numbers, Figure 3 indicates that the number of thefts has increased in the twelve years between 1995 and 2007 and that they might have increased by as much as 25 percent. Figure 3 also indicates that theft declined between the late 1990s and 2003 and increased again afterwards. The reason for this might not be a fundamental change in the “real” number of thefts but once again a change in the methods of recording crime data. In 2000 a new unit of the Ministerio Público was created to receive certain criminal complaints which the OIJ had previously received. In 2005, the OIJ regained the responsibility for these complaints (Calderón 2008a: 16 and 113). The decrease and increase in the statistics between 2000 and 2005 may be a result of these institutional changes. On the basis of the figures it seems justified to state that there has been an increase in theft in Costa Rica. Nevertheless, the increase seems less extensive than the talk of crime implies.

Against the background of the distinctive fear of crime in society—hyped not least by citizen's campaigns and by the sensationalization of crime in the media (Fonseca/Sandoval 2006; Vergara 2008; Huhn 2008b)—and the development of law enforcement, it is plausible that the hidden figure of theft has decreased in recent years. Firstly, action on the part of police and private security actors together with community vigilance may have reduced the hidden figure. Secondly, the increased social sensibility may have strengthened many people's self-perception as victims of a crime which they must report to the police. According to criminological theory, these processes have with the utmost probability reduced the hidden figure, thus making the curve progression potentially less steep in reality.

The *Anuarios de Estadísticas Policiales* differentiates between theft involving the use of force against objects and theft involving violence against people. The first category includes cases such as burglary and housebreaking. The second category includes robberies and muggings. The numbers for both differ remarkably, something which is important for the evaluation of fear of crime. Between 1995 and 2007 the number of thefts involving the use of force against objects increased from a rate of 313 registered cases per 100,000 inhabitants to 338 (Figure 4).

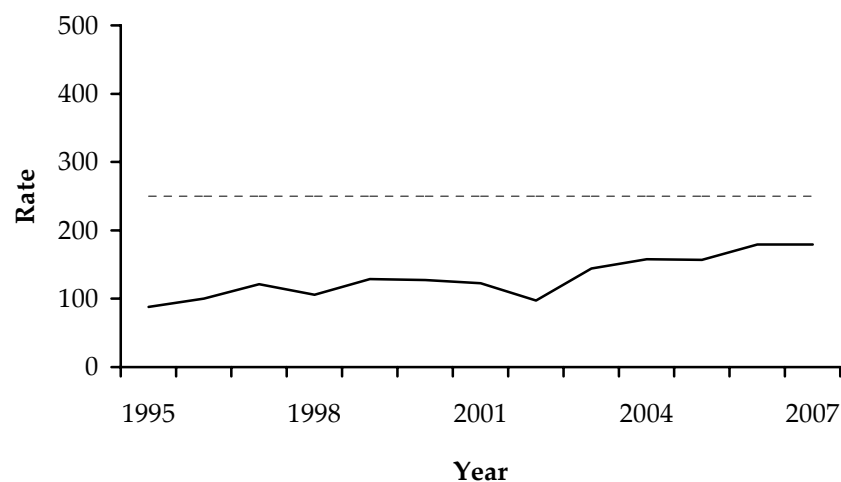
**Figure 4: Rate of Thefts Involving the Use of Force against Objects in Costa Rica (per 100,000 inhabitants), 1995–2007**



Source: Author's compilation based on Appendix 4.

The number of thefts involving violence against people increased from a rate of 88 registered cases per 100,000 inhabitants to 179 (Figure 5).

**Figure 5: Rate of Thefts Involving Violence against People in Costa Rica (per 100,000 inhabitants), 1995–2007**



Source: Author's compilation based on Appendix 5.

Regardless of all the theoretical criticisms on the validity of these rates as indicators of reality, a comparison of Figures 4 and 5 indicates at least two things. As their reliability is disputable to

the same degree in the light of criminological theory, there exists a (limited) possibility of comparability. Firstly, the “real” number of thefts involving the use of force against objects seems to be much higher than the number of thefts involving violence against people. This observation is important for the talk of crime insofar as it demonstrates that in most cases of theft there is no physical violence involved. As already noted, theft is often mixed up with violence in the dominant discourse. The statistics and the criticisms of criminology relativize this discourse fragment, though they do not challenge it completely. Secondly, the curve progression for thefts involving violence against people appears to have increased more steeply than the curve progression for thefts without violence. Given the fact that crime with violence involved may scare people in a special way, people’s fear cannot be dismissed out of hand completely.

Again, I have to state that my observations are limited to the curve progression, not to the actual number of thefts. On the basis of statistics, there are a remarkable number of thefts in contemporary Costa Rica. Nevertheless, statements such as those made in the article in this paper’s introduction turn out to be cultivating fear on the supposed basis of official statistics. The statistics do not indicate that everybody should be scared all the time, as the dominant discourse implies, nor do they unreservedly confirm the everything-used-to-be-better argument.

#### 4.3 Violations of Narcotics Law

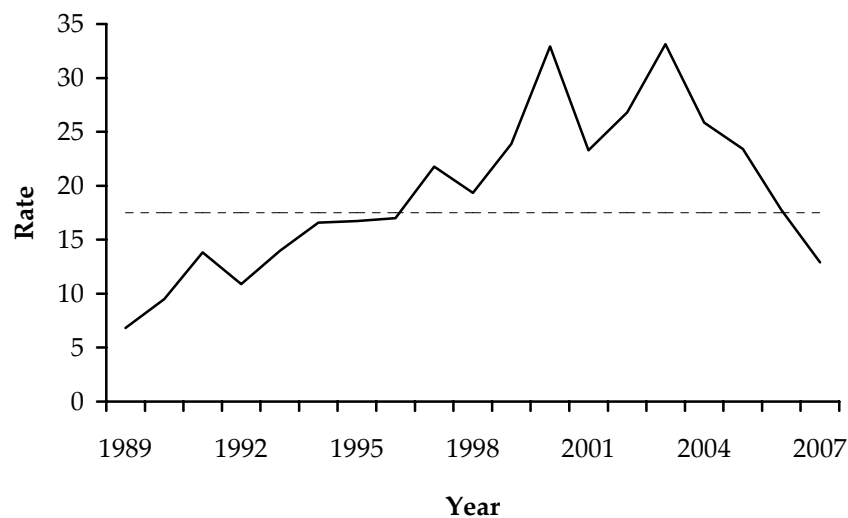
Violations of narcotics law, such as drug trafficking, drug abuse, and drug dealing, are another frequent topic in the talk of crime. The public perception is that these delicts have increased enormously in recent years (see for example *La Nación*, June 14, 2007). According to the *Anuarios de Estadísticas Policiales*, drug-related crimes increased between 1989 and 2000 but decreased afterwards (Figure 6).

Leaving aside all theoretical criticisms regarding the “truth value” of these numbers, Figure 6 indicates at first glance that there was a peak in the recorded violations of narcotics law in 2000 and another in 2003. After 2003 the number decreased noticeably, and in 2007 it reached its lowest level since 1992. The official crime statistics in Costa Rica in no way validate the increase of 700 percent for this delict group since 1990 which Chinchilla proclaims in the newspaper article cited in the introduction. Figure 6 and Chinchilla’s statement are a perfect example of the misuse of crime statistics in the current talk of crime. Firstly, it is easy to intentionally misinterpret the statistics. Secondly, the public proclamation of rather doubtful numbers in the knowledge that people will just believe them (as it is highly accepted that numbers do not lie) and can hardly prove them wrong is typical of the dominant discourse.

On the basis of criminological theory it has to be stated that the figures once again do not mirror social reality in Costa Rica. As state efforts to investigate and fight drug crimes are constantly expanding—together with the crime sensibility in society and therefore probably also the number of charges pressed—the rate of violations of narcotics law should also be increasing continuously. In order to explain the decline in the rate during times of extended

alertness, a look at narcotics law could provide initial clues, as could the possibility of a paradigm shift in drug-fighting policies or possible changes in data collection. In spite of all criticism and on the basis of Caldeira's premise that statistics can at least be used to detect tendencies, it can be assumed that no obvious, alarming trend of an increase in violations of narcotics law can be derived from crime statistics.

**Figure 6: Violations of Narcotics Law in Costa Rica (per 100,000 inhabitants), 1989–2007**



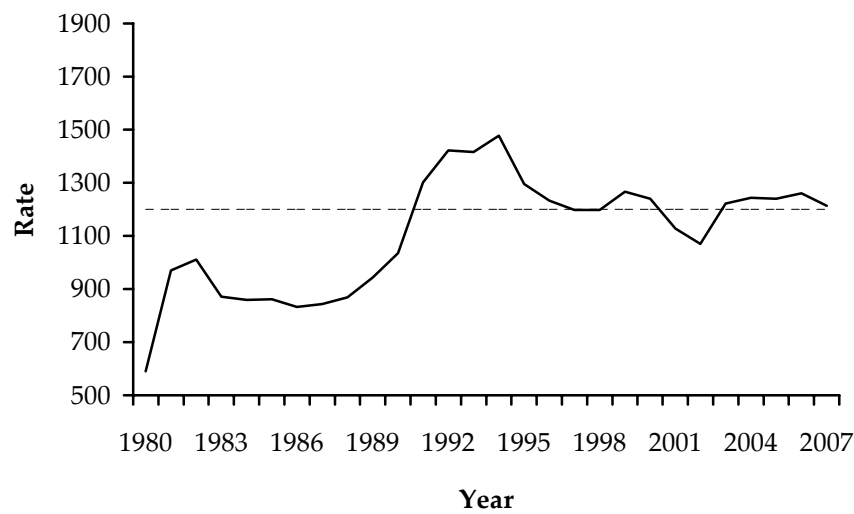
Source: Author's compilation based on Appendix 6.

#### 4.4 All Recorded Complaints

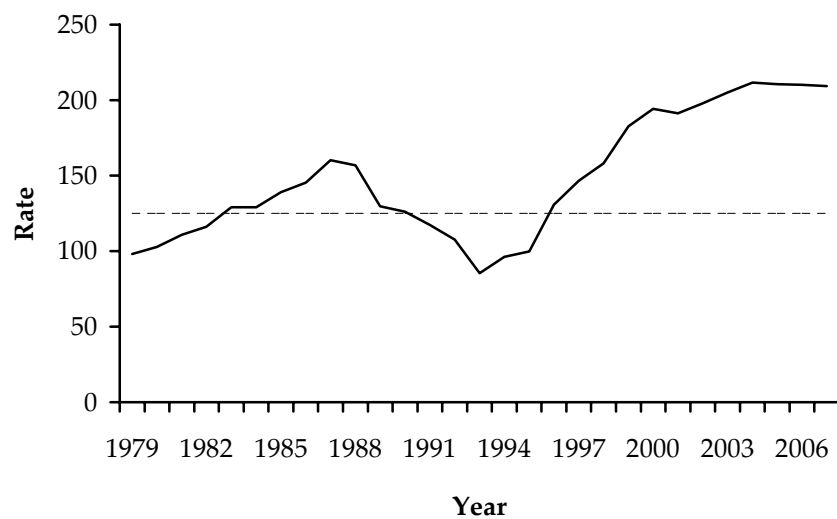
Finally, I will display changes in the curve progression for all complaints recorded by the OIJ. Figure 7 shows the absolute numbers of complaints recorded by the OIJ between 1980 and 2007.

Read uncritically, the curve progression at first glance demonstrates an obvious increase in the rate between 1980 and the mid-1990s. Since then the rate seems to have settled down at a level of approximately 1,200 reported cases per 100,000 inhabitants each year. While the personnel of the OIJ has grown constantly (Figure 1), the number of cases reported to each officer has declined.

Once again, the validity of these figures for describing Costa Rican reality is limited in multiple ways. Nevertheless, given the fact that more police personnel in more police stations should be able to record more cases and that the increasing fear of crime and the current social sensibility should lead to more complaints, Figure 8 can hardly be cited as evidence of the alarming trend of an increase of crime.

**Figure 7: Complaints Recorded by the OIJ (per 100,000 inhabitants), 1980–2007**

Source: Author's compilation based on Appendix 7.

**Figure 8: Imprisonment Rate in Costa Rica (per 100,000 inhabitants), 1979–2007**

Source: Author's compilation based on Appendix 9.

#### 4.5 Crime Scenes

In the generalizing talk of crime, the entire country is perceived as a permanent crime scene. If the statistics can point to tendencies, as Caldeira states, a look at the concrete locations of delinquency can help to determine if crime is a nationwide phenomenon. The informative value of crime statistics with respect to the geography of delinquency remains highly vague in any case. Nevertheless, a critical look at the geographical distribution can help to specify

the information on the phenomenon as a precondition for a more objective public discussion of violence and crime in Costa Rica. As geographical differentiations are very extensive, I will look at this issue only briefly, using the example of intentional homicide, to demonstrate the general value of a closer inspection (see also Rico 2006: 20-21). Table 1 shows the distribution of all recorded intentional homicides in the seven Costa Rican provinces in 2007.

**Table 1: Regional Distribution of Intentional Homicides in Costa Rica, 2007**

Province	Absolute number of intentional homicides	Population (million)	Rate of intentional homicides (per 100,000 inhabitants)
San José	176	1.5*	11,7
Alajuela	37	0.8*	4,6
Cartago	7	0.5*	1,4
Heredia	18	0.4*	4,5
Guanacaste	17	0.3*	4,7
Puntarenas	40	0.4*	10
Limón	74	0.4*	18,5

\* Poder Judicial de Costa Rica, Departamento de Planificación, Sección de Estadística (2008): Anuario de Estadísticas del Organismo de Investigación Judicial 2007, San José: Poder Judicial.

Source: Author's compilation based on Appendix 8.

Leaving aside the possibility of different capacities for detecting, investigating and solving cases of intentional homicide in the single provinces, and the resulting differences in hidden figures, Table 1 indicates that there is a likelihood of an uneven geographical distribution of intentional homicides. It appears that the majority of homicides in the period depicted took place in the province of San José, while the rate (homicides per 100,000 inhabitants) was highest in the province of Limón. An objective public discussion of crime in Costa Rica should take these geographical differences into account. While the talk of crime in Costa Rica remains very vague in terms of the localization of risks, statistics suggest that there are some concrete locations with higher crime rates.

Table 2 shows the distribution of all recorded intentional homicides in four districts of the province of San José between 1990 and 2004.

The table shows that the majority of intentional homicides in the province of San José always took place in the city of San José. In 2004 the number of homicides in the city was followed by the districts of Desamparados, Goicoechea, and Tibás respectively.

Without further discussing geographical differences in crime, Tables 1 and 2, even as a vague indicator of tendencies of social reality, demonstrate the need to discuss crime and violence more sophisticatedly in terms of localization and the possible underlying reasons for crime hot spots. A geographical differentiation of other indicators may show different spatial concentrations. Nevertheless, in public discussion it seems necessary to look at where crimes happen and what reasons can be detected for the particular geographical concentrations. It is an over-



generalization to claim that the rates of crime and violence are the same for the entire country. A closer look could possibly identify socioeconomic reasons for different crime rates in different locations, or for other regional problems, such as a complex connection between cities and delinquency.<sup>16</sup> If an intention of the talk of crime was also to calm fears, inhabitants of many concrete locations could breathe a sigh of relief if the locations of delinquency were more specifically identified. Furthermore, measures for preventing delinquency could be far more effective. Instead, however, the talk of crime—represented in the media, in politicians' speeches, in laws, and in everyday life—implies that there is a national problem which is getting worse and worse and that therefore an enhancement of law and order is necessary everywhere.

**Table 2: The Four Districts with the Highest Number of Intentional Homicides in San José (Province), 1990–2004**

Province	1990	1991	1992	1993	1994	1995	1996	1997	1998	1999	2000	2001	2002	2003	2004
San José—Province	62	56	68	61	59	72	71	70	76	101	108	83	90	131	111
San José—City	29	27	36	33	28	38	29	35	36	47	53	40	35	56	37
Desamparados	6	4	10	6	4	13	16	9	10	18	11	8	11	13	17
Goicoechea	3	3	4	6	6	2	2	3	5	7	4	4	9	20	10
Tibás	6	6	1	2	5	3	2	3	1	1	5	8	5	7	12

Source: Author's compilation based on PNUD 2006: 574-576.

#### 4.6 The Myth of Impunity

As I am already talking about statistics, I will also present a statistic which probably has no hidden figure. A constantly repeated argument in the talk of crime is the accusation that the state is not tough enough on criminals. "They can rob or even kill someone and get arrested, and they are back on the streets the next day anyway," is an oft-expressed opinion (see for example *La Nación*, September 6, 2007). While this accusation has existed at least since the 1950s (Huhn 2009) and while the penalties for many criminal acts have been stiffened in the last decades—for instance, the raising of the maximum prison penalty from 25 to 50 years in 1994 (Asamblea Legislativa 1994b) or the maximum prison sentence for adolescents, which is one of the highest worldwide (Peetz 2008: 27)—the call for the "iron fist" (*mano dura*) remains popular. I have proven this elsewhere on the basis of interviews I took in Costa Rica in 2006 (Huhn 2008a). Many newspaper articles provide evidence of the enduring call for the *mano dura* (for example: *La Nación*, November 30, 2007 or *La Nación*, November 28, 2008).

Figure 8 shows the development of the imprisonment rate in Costa Rica.

While criminal statistics are particularly questionable, there can be little doubt about the correct counting of the inmates in state prisons. Figure 8 clearly shows that the number of prisoners in Costa Rica has consistently increased. With a rate of 209–210 convicts per 100,000 in-

<sup>16</sup> On the relation of property crime and social change in Costa Rica see Calderón 2003 and Calderón 2008b.

habitants between 2004 and 2007, the number was higher than ever. Figure 8 may not serve as an irrevocable disproof of the common thesis of weak legal actions, but it at least suggests that this assumption is questionable.

#### 4.7 On the Relation of Recorded and Represented Crimes

Finally, I will present a comparison, undertaken by the UNDP, of the vague crime statistics and the representation of delinquency in the media. The comparison clarifies a fourth fundamental disproportionality—in addition to the general misrepresentation of crime statistics, the blurring of the spatial distribution of delinquency, and the stereotype that there are not enough crime-fighting measures even though the state is continually reinforcing law and order—in the talk of crime. Table 3 shows the percentage of deaths from traffic accidents, thefts, drug-related crimes, and intentional homicides as well as the frequency with which they were reported on in all articles about delinquency between January 19 and February 1, 2004 in Costa Rican newspapers, as evaluated by the UNDP.

**Table 3: Percentage of Recorded Criminal Acts and Prevalence of Their Representation in Print Media, 2004**

Delict	Total number of recorded cases	Percentage of recorded cases	Percentage of articles about delinquency
<b>Criminal acts reported to the OIJ</b>	52,215	100	100
<b>Intentional homicide</b>	265	0.5	27
<b>Death in traffic accident</b>	592	1	19
<b>Theft</b>	19,697	38	10
<b>Violations of narcotics law</b>	1,112	2	3

Source: Author's compilation based on Poder Judicial de Costa Rica, Departamento de Planificación, Sección de Estadística (2005): *Anuario de Estadísticas del Organismo de Investigación Judicial 2004*, San José: Poder Judicial and PNUD 2006: 271.

While I do not consider any of the numbers and rates of crimes even roughly trustworthy, they might at least provide a small hint regarding the tendencies in social reality. Keeping this in consideration, Table 3 demonstrates a noticeable disparity between delinquency and its representation in the talk of crime.

The media's sensationalism (Fonseca/Sandoval 2006; Vergara 2008; Huhn 2008b) puts a permanent spotlight on the most violent, unsettling, and disturbing crimes in the country and gives the impression that these cases are the rule and their frequency is "reality." Intentional homicides are significantly overrepresented in the national media. While they account for 0.5 percent of all crimes reported to the police, 27 percent of newspaper articles in the period of the UNDP's sample dealt with it. Concerning the consequences of this misrepresentation, the UNDP rightly concludes the following:

In Costa Rica the people inform themselves primarily with news from television and newspapers; they accept the “media reality” as the “reality of their personal environment,” which means they do not consider the fact that the media presents a version of reality instead of reality itself.

(PNUD 2006: 271)

Murder obviously sells papers, but the permanent and generalizing media coverage also scares people and affects the dominant discourse. As a consequence, it also affects the social order in Costa Rica. The common knowledge that the “life of every Costa Rican is worth a mobile phone” is not least the result of irresponsible and disproportionate media coverage of crime. Additionally, in Costa Rica articles on crime have moved from the juridical or police pages to the political and, in particular, front pages of newspapers, a trend which Ricón and Rey have detected across the whole Latin American continent (2009: 122).

## 5 Conclusions

The analysis of Costa Rican crime statistics can be summarized as follows:

- 1) In general, crime rates have not exploded in the last 20 years. In the case of some delicts, figures have increased continuously; in other cases they have reached a peak and then decreased afterwards. Nevertheless, the figures for some kinds of crimes have generally increased and are not insignificant.
- 2) Crime statistics also display a noticeable spatial concentration of delinquency. I have exemplified this for the case of intentional homicide, where the cities and especially San José are the hot spots, followed in turn by particular districts. While the dominant discourse presents the whole country as a permanent crime scene, a closer look at the “real” locations of high crime rates can possibly identify the reasons behind the crimes as well as potential groups of victims and thereby reduce the fear of crime.
- 3) Crime statistics can also document state crime-fighting measures. I exemplified this using the case of the OIJ personnel and the development of the number of prisoners in Costa Rica. It is not my intention to justify the escalation of the fight against crime and the enforcement of law and order, either from a scientific or a political point of view. Nevertheless, the figures show that the continually repeated accusation that the Costa Rican government is not doing enough to fight crime cannot be supported without reservation.
- 4) Finally, the crime rates are disproportionate to the representation of crime in dominant discourse. The media particularly spotlights violent crimes, the number of which, among all investigated crimes, is rather small. As media coverage is normally perceived as a mirror of reality, the overrepresentation of violent crimes fuels the fear of crime in the sense of the expression that “the life of a Costa Rican is today worth a mobile phone.”

In a paper about crime statistics, the historian Herbert Reinke tells the story of a conflict regarding national crime statistics in Great Britain in the 1890s. A group of experts was instructed to finally clarify the question of whether there was a “crime wave” in the country according to the statistics. Afterwards, a state secretary from the Ministry of the Interior summarized the various conclusions which the experts had drawn from one and the same source. One expert said “that crime is on the increase.” The second said “that crime is on the decrease.” The third authority stated “that crime is nearly stationary, about keeping pace with the growth in population” (Reinke 1991: 19).

This anecdote can easily be applied to Costa Rican crime statistics. Some of the figures presented in this paper can indeed be read as evidence of increasing delinquency, as in the case of intentional homicide or theft involving violence against people. Others seem at first glance to prove the opposite: the rate of theft involving the use of force against objects, the rate of violations of narcotics law, or the general rate of criminal acts reported to the OIJ. In all cases, the remarkable efforts of the Costa Rican police in detecting, investigating, and solving crimes could be said to relativize the validity of the crime statistics. The figures presented on the OIJ’s personnel and the number of prisoners could be said to underline the state’s success in fighting crime. One could say that the number of intentional homicides has not grown that dramatically while the number of solved murder cases has.

Even if one tries to read Costa Rican criminal statistics as uncritically as possible, they still do not unrestrainedly sustain the continually proclaimed notion of an “explosion” of violence and crime made in the dominant discourse. A critical evaluation of the bare figures suggests that the continual citing of the statistically proven increase in violence and crime in Costa Rica has to be questioned and relativized in many ways. The numbers can be read as a slight increase or even as a possible stagnation in some cases, and against the background of criminology both of these are more plausible than the “explosion,” which is hard to verify for most of the indicators, even if one tries very hard to prove a “crime wave” on the basis of the statistics.

Nevertheless, the point of view cited in the introduction is the dominant perception. Of the various huge increases in crime rates Chinchilla talks about, only the increase of intentional homicides can be affirmed with the statistics, though one still has to ask if the increase has really been that enormous. In all other cases, the statistics actually display a far lower increase than that proclaimed in the talk of crime, and in some cases even a decrease. Chinchilla could have cited the statistics to prove the achievements of the government, of which she was at the time the vice president, but she did not. Furthermore, she could have underlined the definite spatiality of delinquency in Costa Rica as well as undermined the accusation regarding the state’s inactivity on the basis of the reinforcement of the security sector or the increasing number of convicted offenders. She could have debilitated the talk of crime instead of fueling it. A responsible demand by society for more objectivity in the talk of crime could help to weaken the trends of increasing demand for the iron fist; of spatial segregation; of the weakening of the state monopoly on violence through increasingly more private security measures; and, not

least, of the widespread fear of crime. The expounding of a “crime rate explosion,” on the contrary, stimulates the process which Scheerer in 1978 coined the political-publicist circle of intensification (Scheerer 1978). The more the media publishes stories about public insecurity, the more politicians react with law enforcement; reciprocally, the more politicians push the agenda of fighting violence and crime, the more the media covers these topics. According to Scheerer, media and politics thereby stimulate each other.

In accordance with the criminological theory presented in this paper, this circle of intensification can also be heightened by the crime rates themselves: the talk of crime leads to higher crime rates. The more the media reports on crime and politicians thus take action, the more delicts are detected. This, in turn, might lead the media to talk about a crime wave, which may cause society to demand law and order, which might dispose politicians to increasing actions and penalties once again. This never-ending cycle continues without even one closer look at the “real” rates of, locations of, facets of, or reasons for crime.

The Costa Rican talk of crime needs to be rationalized to a much greater degree. In summary, this paper is a request for dispassion in the Costa Rican talk of crime. This request is based on a rereading of crime statistics against the background of criminological science. As crime statistics do not satisfactorily answer the question of why the fear of crime is particularly peaking today, it is worthwhile to take a look at possible changes in the context of the talk of crime. Firstly, there is a remarkable level of distrust in the political elite, which makes it harder for politicians or parties to enforce unpopular political programs which do not follow the talk of crime themselves. Theoretically, it may be that it is getting harder to dispute “governing through crime” (Simon 2007) once it has been implemented. If such policies are implemented, fear of crime needs to be kept up in order to support the policies’ existence. If crime fighting is the focal point of a government’s program or a party’s campaign promise, crime itself needs to maintain the people’s main problem. Secondly, social uncertainty may have increased in contemporary Costa Rica in the context of cutbacks to the welfare state and the implementation of a neoliberal development model. While it is often stated that these social changes have modified crime trends themselves (in terms of increased need and desperation), I argue that they have also changed the way crime is perceived.

In the forthcoming and second part of the paper, I will therefore address two more fragments of the talk of crime: its historicity and its politicization. In the current discourse, the opinion that violence and crime have recently become a huge problem and that “everything used to be better” is hegemonic, while the moment the declared problem began is never named. The common belief is that just a few years ago the issue virtually did not exist, and that the further one looks back in history, the better things were. I have argued elsewhere that this perception relates to the specific and imagined national self-perception of Costa Rica as a non-violent nation, an ideal which is mediated by collective memory and amnesia (Huhn 2008b; Huhn 2009). In the second part of this paper I will show that the perception that violence and crime are becoming a bigger problem each day has already prevailed for at least the last 60

years (and therefore for the entire history of the Second Republic). I will furthermore discuss the relevance of the social and political context to the talk of crime. If the crime statistics by no means automatically indicate that the amount of fear and panic in Costa Rican society is justified, the idea that Costa Rican politicians could solve the problem simply by rationalizing it suggests itself. I will argue that certain specifically Costa Rican as well as general social factors exclude this possibility.

## Primary Sources

- Asamblea Legislativa de la República de Costa Rica (19981): Decreto Ejecutivo 1268-SP.
- Asamblea Legislativa de la República de Costa Rica (1974): Ley No. 5524: Ley Orgánica del Organismo de Investigación Judicial (May 7, 1974).
- Asamblea Legislativa de la República de Costa Rica (1994a): Ley No. 7410: Ley General de Policía (May 30, 1994).
- Asamblea Legislativa de la República de Costa Rica (1994b): Ley No. 7389 (April 22, 1994).
- Asamblea Legislativa de la República de Costa Rica (2000): Ley No. 8000: Creación del Servicio Nacional de Guardacostas (May 5, 2000).
- Escuela Nacional de Policía José Francisco Orlich B.: Historia ([www.msp.go.cr/escuela\\_policia/historia.html](http://www.msp.go.cr/escuela_policia/historia.html)).
- Instituto Nacional de Estadísticas y Censos (2008): Estimaciones y Proyecciones de Población por sexo y edad (cifras actualizadas), San José: INEC.
- La Nación
- Ministerio de Fomento, Sección de Estadística (1888): Anuario Estadístico 1887, San Jose: Imprenta Nacional.
- Ministerio de Justicia (2007): Un Pais sin Miedo. Plan Nacional de Prevención de la Violencia y Promoción de la Paz Social 2007-2010, San José.
- Ministerio de Justicia. Dirección General de Adopción Social. Instituto Nacional de Criminología. Departamento de Investigación Estadística (2008): Anuario Estadístico 2008, San José.
- Ministerio de Planificación—MIDEPLAN: Ambiente, seguridad ciudadana y modernización institucional ([http://mideplan5.mideplan.go.cr/PND\\_ADM\\_PACHECO/Html/panorama-ambiente-seguridad.htm#Seguridad](http://mideplan5.mideplan.go.cr/PND_ADM_PACHECO/Html/panorama-ambiente-seguridad.htm#Seguridad)).
- Ministerio de Planificación Nacional y Política Económica—MIDEPLAN (2004): Informe final sobre el cumplimiento de las metas, los objetivos, las prioridades y las acciones estratégicas del Plan Nacional de Desarrollo “Monseñor Victor Manuel Sanabria Martínez” 2002-2006 y su aporte al desarrollo económico, social y ambiental del país Año 2003, San José.
- Ministerio de Planificación Nacional y Política Económica—MIDEPLAN (2007): Informe final sobre el cumplimiento de las metas, los objetivos, las prioridades y las acciones estratégicas del Plan Nacional de Desarrollo “Monseñor Victor Manuel Sanabria Martínez” 2002-2006 y su aporte al desarrollo económico, social y ambiental del país. Informe Final, San José.
- Ministerio de Planificación Nacional y Política Económica—MIDEPLAN (2007): Plan Nacional de Desarrollo 2006-2010, San José.
- Ministerio de Salud (2004): La Violencia Social en Costa Rica, San José: Organización Panamericana de Salud.
- Ministerio de Seguridad Pública de Costa Rica: Historia ([www.msp.go.cr/sobre\\_ministerio/historia.html](http://www.msp.go.cr/sobre_ministerio/historia.html))

Ministerio de Seguridad Pública de Costa Rica: Historia de los Servicios de Guardacostas, ([www.msp.go.cr/guardacostas/historia.html](http://www.msp.go.cr/guardacostas/historia.html))

Ministerio de Seguridad Pública de Costa Rica: Seguridad Privada ([www.msp.go.cr/seguridad\\_privada/estadisticas.html](http://www.msp.go.cr/seguridad_privada/estadisticas.html))

Poder Judicial de Costa Rica, Departamento de Planificación, Sección de Estadística (2008): Anuario de Estadísticas del Organismo de Investigación Judicial 2007, San José: Poder Judicial.

Poder Judicial de Costa Rica, Departamento de Planificación, Sección de Estadística (2007): Anuario de Estadísticas del Organismo de Investigación Judicial 2006, San José: Poder Judicial.

Poder Judicial de Costa Rica, Departamento de Planificación, Sección de Estadística (2005): Anuario de Estadísticas del Organismo de Investigación Judicial 2004, San José: Poder Judicial.

Poder Judicial de Costa Rica, Departamento de Planificación, Sección de Estadística (2004): Anuario de Estadísticas del Organismo de Investigación Judicial 2003, San José: Poder Judicial.

Poder Judicial de Costa Rica, Departamento de Planificación, Sección de Estadística (2002): Anuario de Estadísticas del Organismo de Investigación Judicial 2001, San José: Poder Judicial.

Poder Judicial de Costa Rica, Departamento de Planificación, Sección de Estadística (2000): Anuario de Estadísticas del Organismo de Investigación Judicial 1999, San José: Poder Judicial.

Poder Judicial de Costa Rica, Departamento de Planificación, Sección de Estadística (1994): Anuario de Estadísticas del Organismo de Investigación Judicial 1993, San José: Poder Judicial.

Poder Judicial de Costa Rica, Departamento de Planificación, Sección de Estadística (1990): Anuario de Estadísticas del Organismo de Investigación Judicial 1989, San José: Poder Judicial.

Poder Judicial de Costa Rica, Departamento de Planificación, Sección de Estadística (1988): Anuario de Estadísticas del Organismo de Investigación Judicial 1987, San José: Poder Judicial.

Poder Judicial de Costa Rica, Departamento de Planificación, Sección de Estadística (1984): Anuario de Estadísticas del Organismo de Investigación Judicial 1983, San José: Poder Judicial.

Poder Judicial de Costa Rica, Departamento de Planificación, Sección de Estadística (1982): Anuario de Estadísticas del Organismo de Investigación Judicial 1981, San José: Poder Judicial.

Poder Judicial de Costa Rica, Departamento de Planificación, Sección de Estadística (1980): Anuario de Estadísticas del Organismo de Investigación Judicial 1979, San José: Poder Judicial.



## Bibliography

- Brinkmann, Bernd et al. (1997): Fehlleistungen bei der Leichenschau in der Bundesrepublik Deutschland. Ergebnisse einer multizentrischen Studie, in: *Archiv für Kriminologie*, No. 1991: 1-12/65-74.
- Caldeira, Teresa P. R. (2000): *City of Walls. Crime, segregation, and citizenship in São Paulo*, Berkeley/London: University of California Press.
- Calderón Umaña, Rodolfo (2006): El Delito en Costa Rica: una propuesta analítica, in: *Revista Centroamericana de Ciencias Sociales*, Vol. III, No. 1, pp. 83-121.
- Calderón Umaña, Rodolfo (2008a): *Transgresores y Globalización en Costa Rica: Un análisis de las causas sociales del Delito*, San José: FLACSO.
- Calderón Umaña, Rodolfo (2008b): *Delito y cambio social en Costa Rica: resultados de investigación*, Observatory on Inequality in Latin America Working Paper Series No. 12, Center for Latin American Studies, University of Miami.
- Calderón Umaña, Rodolfo/ Rodríguez, Diego (2003): *Informe sobre el Comportamiento de los casos registrados en el Organismo de Investigación Judicial entre 1991 y 2000*, San José: Poder Judicial.
- Carrión, Fernando / Espín, Johanna (2009) (eds.): *Un lenguaje colectivo en construcción: el diagnóstico de la violencia*, Quito: FLACSO.
- Cohen, Stanley (1972): *Folk devils and moral panics*, London: Mac Gibbon and Kee.
- Coleman, Clive / Moynihan, Jenny (1996): *Understanding Crime Data*, Buckingham / Philadelphia: Open University Press.
- Cremer-Schäfer, Helga (1998): Kriminalitätsdiskurse und die Politik mit der Strafe, in: Cremer-Schäfer, Helga / Steinert, Heinz: *Straflust und Repression. Zur Kritik der populistischen Kriminologie*, Münster, pp. 147-164.
- Fonseca Vindas, Karina/Sandoval García, Carlos (2006): *Medios de comunicación e (in)seguridad ciudadana en Costa Rica*, San José: Programa de las Naciones Unidas para el Desarrollo Humano.
- Hoyle, Carolyn / Zedner, Lucia (2007): Victims, victimization, and criminal justice, in: Maguire, Mike/Morgan, Rod/Reiner, Robert (eds.): *The Oxford Handbook of Criminology*, Oxford: Oxford University Press, pp. 341-495.
- Huhn, Sebastian (2005): *Einwanderungsdiskurse und Migrationspolitik in Costa Rica. Wandel und Konstanten in der gesellschaftlichen Auseinandersetzung mit der nikaraguanischen Migration seit den 1980er Jahren (Beiträge zur Lateinamerika-Forschung, Bd. 18)*, Hamburg: IIK.
- Huhn, Sebastian (2008a): *Discourses on Violence in Costa Rica, El Salvador, and Nicaragua: Social Perceptions in Everyday Life*, GIGA Working Paper, No. 81, Hamburg: GIGA.
- Huhn, Sebastian (2008b): *A History of Nonviolence: Insecurity and the Normative Power of the Imagined in Costa Rica*, GIGA Working Paper, No. 84, Hamburg: GIGA.
- Huhn, Sebastian (2009): *Contested Cornerstones of Nonviolent National Self-Perception in Costa Rica. A Historical Approach*, GIGA Working Paper, No. 101, Hamburg: GIGA.

- Jäger, Siegfried (2004): *Kritische Diskursanalyse. Eine Einführung*, Münster.
- Löfberg, Sara (2009): Ojos de Águila: una primera aproximación al sistema de video vigilancia en Quito, in: Carrión, Fernando/Espín, Johanna (2009) (eds.): *Un lenguaje colectivo en construcción: el diagnóstico de la violencia*, Quito: FLACSO, pp. 137-157.
- Loría Ramírez, Max Alberto (2006): *Comision Nacional de Prevención de la violencia y la promoción de la Paz Social. Diagnostico de Recursos, capacidades y experiencias*, San José: Fundación Friedrich Ebert.
- Maguire, Mike (2002): Crime statistics. The „data explosion“ and its implications, in: Maguire, Mike/Morgan, Rod/Reiner, Robert (eds.): *The Oxford Handbook of Criminology*, Oxford: Oxford University Press, pp. 322-375.
- Maguire, Mike (2007): Crime Data and Statistics, in: Maguire, Mike/Morgan, Rod/Reiner, Robert (eds.): *The Oxford Handbook of Criminology*, Oxford: Oxford University Press, pp. 241-301.
- Matul, Daniel/Dinarte, Geannina (2005): *Enfoques Políticos vigentes sobre Seguridad Ciudadana en Costa Rica*, San José: Fundación Friedrich Ebert.
- Morgan, Jane (1988): Children as victims, in: Maguire, Mike/Pointing, John (eds.): *Victims of Crime. A new Deal?*, Milton Keynes/Philadelphia: Open University Press, pp. 74-82.
- Muncie, John (1996): The Construction and Deconstruction of Crime, in: Muncie, John/McLaughlin, Eugene (eds.): *The Problem of Crime*, London/Thousand Oaks/New Delhi: Sage, pp. 5-63.
- Muncie, John (2004): *Youth & Crime*, London/Thousand Oaks/New Delhi: Sage.
- Nissen, Sylke (2003): Vom Nutzen des Kriminalitätsschadens oder: Verbrechen zahlt sich aus, in: Nissen, Sylke (ed.): *Kriminalität und Sicherheitspolitik. Analysen aus London, Paris, Berlin und New York*, Opladen: Leske & Budrich, pp. 103-136.
- Peetz, Peter (2008): *Discourses on Violence in Costa Rica, El Salvador, and Nicaragua: Youth, Crime, and the Responses of the State*, GIGA Working Paper, No. 80, Hamburg: GIGA.
- PNUD (Programa de Naciones Unidas Para el Desarrollo) (2006): *Informe Nacional de Desarrollo Humano 2005. Venciendo el temor. (In)seguridad ciudadana y desarrollo humano en Costa Rica*, San José: PNUD.
- Reinke, Herbert (1991): „Verbrecher-Statistiken, welche in den neuesten Zeiten sehr beliebt geworden sind“. Reflexionen über die Verwendung von Kriminalstatistiken in der historischen Forschung, in: Robert, Philippe/Emsley, Clive (eds.): *Geschichte und Soziologie des Verbrechens*, Pfaffenweiler: Centaurus-Verlagsgesellschaft, pp. 19-29.
- Rey, Germán (2005): *El Cuerpo de Delito*, Colombia: Entro de Competencia en Comunicación para America Latina.
- Rico, José María (2003): Costa Rica, in: US Department of Justice—Bureau of Justice Statistics: *The World Factbook of Criminal Justice Systems* ([www.ojp.usdoj.gov/bjs/pub/pdf/wfcjscr\\_sp.pdf](http://www.ojp.usdoj.gov/bjs/pub/pdf/wfcjscr_sp.pdf)).
- Rico, José María (2006): *(In)seguridad ciudadana en Costa Rica: balance de la situación*, San José: Programa de las Naciones Unidas para el Desarrollo.

- Ricón, Omar/Rey, Germán (2009): Los cuentos mediáticos del miedo, in: Carrión, Fernando/Espín, Johanna (2009) (eds.): *Un lenguaje colectivo en construcción: el diagnóstico de la violencia*, Quito: FLACSO, pp. 117-135.
- Scheerer, Sebastian (1978): Der politisch-publizistische Verstärkerkreislauf. Zur Beeinflussung der Massenmedien im Prozeß strafrechtlicher Normgenese, in: *Kriminologisches Journal*, 10, pp. 223-227.
- Schmidt, Daniel (2005): *Statistik und Staatlichkeit*, Wiesbaden: VS Verlag für Sozialwissenschaften.
- Simon, Jonathan (2007): *Governing Through Crime. How the War on Crime Transformed American Democracy and Created a Culture of Fear*, New York: Oxford University Press.
- Stanko, Elizabeth A. (1988): Hidden violence against women, in: Maguire, Mike / Pointing, John (eds.): *Victims of Crime. A new Deal?*, Milton Keynes/Philadelphia: Open University Press, pp. 40-46.
- Sykes, Gresham M./Matza, David (1996): Techniques of neutralization, in: Muncie, John/McLaughlin, Eugene/Langan, Mary (eds.): *Criminological Perspectives. A Reader*, London/Thousand Oaks/New Delhi: Sage, pp. 206-223.
- UNODC—United Nations Office on Drugs and Crime (2007): *The Ninth United Nations Survey on Crime Trends and the Operations of the Criminal Justice Systems*, New York: United Nations.
- Vergara Heidke, Adrián (2008): Análisis crítico del sensacionalismo: la construcción mediática de la criminalidad en la televisión costarricense, in: *Iberoamericana. América Latina—España—Portugal*, Vol. VIII, No. 32, pp. 99-117.
- Young, Jock (1988): Risk of crime and fear of crime: a realist critique of survey-based assumptions, in: Maguire, Mike / Pointing, John (eds.): *Victims of Crime. A new Deal?*, Milton Keynes/Philadelphia: Open University Press, pp. 164-186.
- Young, Jock (2004): Voodoo Criminology and the Numbers Game, in: Ferrell, Jeff/Hayward, Keith/Morrison, Wayne/Presdee, Mike (eds.): *Cultural Criminology Unleashed*, Portland: Cavendish, pp. 13-28.
- Zedner, Lucia (1997): Victims, in: Maguire, Mike / Morgan, Rod / Reiner, Robert (eds.): *The Oxford Handbook of Criminology*, Oxford: Clarendon Press.

## Appendices

### Appendix 1: Organismo de Investigación Judicial (OIJ) Personnel, 1988–2003

Year	Personnel
1988	819
1989	891
1990	916
1991	969
1992	986
1993	1,021
1994	1,186
1995	1,246
1996	1,258
1997	1,327
1998	1,352
1999	1,428
2000	1,442
2001	1,475
2002	1,520
2003	1,562

Source: Poder Judicial de Costa Rica, Departamento de Planificación, Sección Planes y Presupuesto: Informe del Crecimiento del Recurso Humano en el Poder Judicial 1988-2003, [www.poder-judicial.go.cr/planificacion/INFORMES/PP/PER88-03.XLS](http://www.poder-judicial.go.cr/planificacion/INFORMES/PP/PER88-03.XLS)

**Appendix 2: Cases of Intentional Homicide in Costa Rica, 1979–2007**

Year	Absolute number	Population (million)	Rate (per 100,000 inhabitants)
1979	98 <sup>(1)</sup>	2.2*	4.45
1980	100 <sup>(2)</sup>	2.3*	4.35
1981	101 <sup>(2)</sup>	2.4*	4.21
1982	87 <sup>(3)</sup>	2.5*	3.50
1983	94 <sup>(3)</sup>	2.5*	3.76
1984	98 <sup>(4)</sup>	2.6*	3.77
1985	109 <sup>(5)</sup>	2.7*	4.03
1986	103 <sup>(5)</sup>	2.8*	3.68
1987	113 <sup>(5)</sup>	2.8*	4.04
1988	117 <sup>(5)</sup>	2.9*	4.03
1989	116 <sup>(5)</sup>	3.0*	3.87
1990	139 <sup>(6)</sup>	3.1*	4.48
1991	132 <sup>(6)</sup>	3.1*	4.26
1992	160 <sup>(6)</sup>	3.2*	5.00
1993	160 <sup>(6)</sup>	3.3*	4.85
1994	182 <sup>(6)</sup>	3.4*	5.35
1995	184 <sup>(6)</sup>	3.5*	5.26
1996	189 <sup>(6)</sup>	3.6*	5.25
1997	210 <sup>(6)</sup>	3.7*	5.68
1998	224 <sup>(6)</sup>	3.8*	5.89
1999	245 <sup>(6)</sup>	3.8*	6.45
2000	240 <sup>(7)</sup>	3.9*	6.15
2001	251 <sup>(7)</sup>	4.0**	6.28
2002	251 <sup>(7)</sup>	4.1**	6.12
2003	292 <sup>(7)</sup>	4.1**	7.12
2004	265 <sup>(7)</sup>	4.2**	6.31
2005	300 <sup>(7)</sup>	4.3**	6.98
2006	338 <sup>(7)</sup>	4.3**	7.86
2007	357 <sup>(7)</sup>	4.4**	8.11

**Notes:**

\* Instituto Nacional de Estadísticas y Censos (2008): Estimaciones y Proyecciones de Población por sexo y edad (cifras actualizadas), San José: INEC, pp. 23-24.

\*\* Instituto Nacional de Estadísticas y Censos (2008): Estimaciones y Proyecciones de Población por sexo y edad (cifras actualizadas), San José: INEC, p. 63.

**Sources:**

- (1) Poder Judicial de Costa Rica, Departamento de Planificación, Sección de Estadística (1980): Anuario de Estadísticas del Organismo de Investigación Judicial 1979, San José: Poder Judicial, p. VII.
- (2) Poder Judicial de Costa Rica, Departamento de Planificación, Sección de Estadística (1982): Anuario de Estadísticas del Organismo de Investigación Judicial 1981, San José: Poder Judicial, p. VII und VIII.
- (3) Poder Judicial de Costa Rica, Departamento de Planificación, Sección de Estadística (1984): Anuario de Estadísticas del Organismo de Investigación Judicial 1983, San José: Poder Judicial, p. VII.
- (4) Poder Judicial de Costa Rica, Departamento de Planificación, Sección de Estadística (1988): Anuario de Estadísticas del Organismo de Investigación Judicial 1987, San José: Poder Judicial, p. VIII.
- (5) Poder Judicial de Costa Rica, Departamento de Planificación, Sección de Estadística (1990): Anuario de Estadísticas del Organismo de Investigación Judicial 1989, San José: Poder Judicial, p. XIV
- (6) Poder Judicial de Costa Rica, Departamento de Planificación, Sección de Estadística (2000): Anuario de Estadísticas del Organismo de Investigación Judicial 1999, San José: Poder Judicial.
- (7) Poder Judicial de Costa Rica, Departamento de Planificación, Sección de Estadística (2008): Anuario de Estadísticas del Organismo de Investigación Judicial 2007, San José: Poder Judicial.

**Appendix 3: Theft in Costa Rica, 1995–2007**

Year	Absolute number	Population (million)	Rate (per 100,000 inhabitants)
1995	14,034	3.5	400.97
1996	14,519	3.6	403.31
1997	16,264	3.7	439.57
1998	16,349	3.8	430.24
1999	18,988	3.8	486.87
2000	18,228	3.9	467.38
2001	16,410	4.0	410.25
2002	14,908	4.1	363.61
2003	17,457	4.1	281.71
2004	19,697	4.2	468.98
2005	21,285	4.3	495.00
2006	23,178	4.3	539.02
2007	22,758	4.4	517.23

Sources: Appendix 4 and Appendix 5.

**Appendix 4: Theft Involving the Use of Force against Objects in Costa Rica, 1995–2007**

Year	Absolute number	Population (million)	Rate (per 100,000 inhabitants)
1995	10,954 <sup>(1)</sup>	3.5*	312.97
1996	10,912 <sup>(1)</sup>	3.6*	303.11
1997	11,781 <sup>(1)</sup>	3.7*	318.40
1998	12,333 <sup>(1)</sup>	3.8*	324.55
1999	14,101 <sup>(1)</sup>	3.8*	371.08
2000	13,261 <sup>(2)</sup>	3.9*	340.02
2001	11,501 <sup>(2)</sup>	4.0**	287.53
2002	10,923 <sup>(2)</sup>	4.1**	266.41
2003	11,550 <sup>(3)</sup>	4.1**	281.71
2004	13,064 <sup>(3)</sup>	4.2**	311.05
2005	14,538 <sup>(3)</sup>	4.3**	338.09
2006	15,474 <sup>(3)</sup>	4.3**	359.86
2007	14,873 <sup>(3)</sup>	4.4**	338.02

Notes:

\* Instituto Nacional de Estadísticas y Censos (2008): Estimaciones y Proyecciones de Población por sexo y edad (cifras actualizadas), San José: INEC, pp. 23-24.

\*\* Instituto Nacional de Estadísticas y Censos (2008): Estimaciones y Proyecciones de Población por sexo y edad (cifras actualizadas), San José: INEC, p. 63.

Sources:

(1) Poder Judicial de Costa Rica, Departamento de Planificación, Sección de Estadística (2000): Anuario de Estadísticas del Organismo de Investigación Judicial 1999, San José: Poder Judicial.

(2) Poder Judicial de Costa Rica, Departamento de Planificación, Sección de Estadística (2004): Anuario de Estadísticas del Organismo de Investigación Judicial 2003, San José: Poder Judicial.

(3) Poder Judicial de Costa Rica, Departamento de Planificación, Sección de Estadística (2008): Anuario de Estadísticas del Organismo de Investigación Judicial 2007, San José: Poder Judicial.

**Appendix 5: Theft Involving Violence against People in Costa Rica, 1995–2007**

Year	Absolute number	Population (million)	Rate (per 100,000 inhabitants)
1995	3,080 <sup>(1)</sup>	3.5*	88.00
1996	3,607 <sup>(1)</sup>	3.6*	100.19
1997	4,483 <sup>(1)</sup>	3.7*	121.16
1998	4,016 <sup>(1)</sup>	3.8*	105.68
1999	4,887 <sup>(2)</sup>	3.8*	128.61
2000	4,963 <sup>(2)</sup>	3.9*	127.26
2001	4,909 <sup>(2)</sup>	4.0**	122.73
2002	3,985 <sup>(2)</sup>	4.1**	97.20
2003	5,907 <sup>(2)</sup>	4.1**	144.07
2004	6,633 <sup>(3)</sup>	4.2**	157.93
2005	6,747 <sup>(3)</sup>	4.3**	156.91
2006	7,704 <sup>(3)</sup>	4.3**	179.16
2007	7,885 <sup>(3)</sup>	4.4**	179.20

## Notes:

\* Instituto Nacional de Estadísticas y Censos (2008): Estimaciones y Proyecciones de Población por sexo y edad (cifras actualizadas), San José: INEC, pp. 23-24.

\*\* Instituto Nacional de Estadísticas y Censos (2008): Estimaciones y Proyecciones de Población por sexo y edad (cifras actualizadas), San José: INEC, p. 63.

## Sources:

- (1) Poder Judicial de Costa Rica, Departamento de Planificación, Sección de Estadística (2000): Anuario de Estadísticas del Organismo de Investigación Judicial 1999, San José: Poder Judicial.
- (2) Poder Judicial de Costa Rica, Departamento de Planificación, Sección de Estadística (2004): Anuario de Estadísticas del Organismo de Investigación Judicial 2003, San José: Poder Judicial.
- (3) Poder Judicial de Costa Rica, Departamento de Planificación, Sección de Estadística (2007): Anuario de Estadísticas del Organismo de Investigación Judicial 2008, San José: Poder Judicial.

**Appendix 6: Violations of Narcotics Law (Investigated Cases) in Costa Rica, 1989–2007**

Year	Absolute number	Population (million)	Rate (per 100,000 inhabitants)
1989	205 <sup>(1)</sup>	3.0*	6.83
1990	305 <sup>(1)</sup>	3.1*	9.84
1991	428 <sup>(1)</sup>	3.1*	13.81
1992	348 <sup>(1)</sup>	3.2*	10.88
1993	461 <sup>(1)</sup>	3.3*	13.97
1994	564 <sup>(2)</sup>	3.4*	16.59
1995	586 <sup>(2)</sup>	3.5*	16.74
1996	612 <sup>(2)</sup>	3.6*	17.00
1997	806 <sup>(2)</sup>	3.7*	21.78
1998	735 <sup>(2)</sup>	3.8*	19.34
1999	908 <sup>(22)</sup>	3.8*	23.89
2000	1,284 <sup>(3)</sup>	3.9*	32.92
2001	931 <sup>(3)</sup>	4.0**	23.28
2002	1,099 <sup>(3)</sup>	4.1**	26.80
2003	1,358 <sup>(4)</sup>	4.1**	33.12
2004	1,112 <sup>(4)</sup>	4.2**	25.86
2005	1,006 <sup>(4)</sup>	4.3**	23.40
2006	764 <sup>(4)</sup>	4.3**	17.77
2007	568 <sup>(4)</sup>	4.4**	12.91

## Notes:

\* Instituto Nacional de Estadísticas y Censos (2008): Estimaciones y Proyecciones de Población por sexo y edad (cifras actualizadas), San José: INEC, pp. 23-24.

\*\* Instituto Nacional de Estadísticas y Censos (2008): Estimaciones y Proyecciones de Población por sexo y edad (cifras actualizadas), San José: INEC, p. 63.

## Sources:

- (1) Poder Judicial de Costa Rica, Departamento de Planificación, Sección de Estadística (1994): Anuario de Estadísticas del Organismo de Investigación Judicial 1993, San José: Poder Judicial, p. 42.
- (2) Poder Judicial de Costa Rica, Departamento de Planificación, Sección de Estadística (2003): Anuario de Estadísticas del Organismo de Investigación Judicial 2002, San José: Poder Judicial.
- (3) Poder Judicial de Costa Rica, Departamento de Planificación, Sección de Estadística (2005): Anuario de Estadísticas del Organismo de Investigación Judicial 2004, San José: Poder Judicial.
- (4) Poder Judicial de Costa Rica, Departamento de Planificación, Sección de Estadística (2008): Anuario de Estadísticas del Organismo de Investigación Judicial 2007, San José: Poder Judicial.



**Appendix 7: All Complaints Recorded by the OIJ, 1980–2007\***

Year	Absolute number	Population (million)	Rate (per 100,000 inhabitants)
1980	13,729 <sup>(1)</sup>	2.3**	596.91
1981	23,291 <sup>(1)</sup>	2.4**	970.46
1982	25,259 <sup>(1)</sup>	2.5**	1,010.36
1983	21,773 <sup>(1)</sup>	2.5**	870.92
1984	22,343 <sup>(1)</sup>	2.6**	859.35
1985	23,249 <sup>(1)</sup>	2.7**	861.07
1986	23,320 <sup>(1)</sup>	2.8**	832.86
1987	23,628 <sup>(1)</sup>	2.8**	843.86
1988	25,207 <sup>(1)</sup>	2.9**	869.21
1989	28,317 <sup>(1)</sup>	3.0**	943.9
1990	32,096 <sup>(1)</sup>	3.1**	1,035.35
1991	40,331 <sup>(1)</sup>	3.1**	1,301
1992	45,511 <sup>(1)</sup>	3.2**	1,422.21
1993	46,723 <sup>(1)</sup>	3.3**	1,415.85
1994	50,218 <sup>(1)</sup>	3.4**	1,477
1995	45,338 <sup>(1)</sup>	3.5**	1,295.37
1996	44,375 <sup>(1)</sup>	3.6**	1,232.64
1997	44,321 <sup>(1)</sup>	3.7**	1,197.86
1998	45,522 <sup>(1)</sup>	3.8**	1,197.95
1999	48,126 <sup>(1)</sup>	3.8**	1,266.47
2000	48,357 <sup>(1)</sup>	3.9**	1,239.92
2001	45,124 <sup>(1)</sup>	4.0***	1,128.1
2002	43,842 <sup>(2)</sup>	4.1***	1,069.32
2003	50,100 <sup>(2)</sup>	4.1***	1,221.95
2004	52,215 <sup>(2)</sup>	4.2***	1,243.21
2005	53,323 <sup>(2)</sup>	4.3***	1,240.07
2006	54,178 <sup>(2)</sup>	4.3***	1,259.95
2007	53,383 <sup>(2)</sup>	4.4***	1,213.25

## Notes:

\* The number of all recorded cases does not represent the number of all detected crimes. Some complaints are not violations of the law by definition (for instance, many disappearances of persons or natural deaths), and others are identified in the investigations as not being violations of the law.

\*\* Instituto Nacional de Estadísticas y Censos (2008): Estimaciones y Proyecciones de Población por sexo y edad (cifras actualizadas), San José: INEC, pp. 23-24.

\*\*\* Instituto Nacional de Estadísticas y Censos (2008): Estimaciones y Proyecciones de Población por sexo y edad (cifras actualizadas), San José: INEC, p. 63.

## Sources:

(1) Poder Judicial de Costa Rica, Departamento de Planificación, Sección de Estadística (2002): Anuario de Estadísticas del Organismo de Investigación Judicial 2001, San José: Poder Judicial.

(2) Poder Judicial de Costa Rica, Departamento de Planificación, Sección de Estadística (2008): Anuario de Estadísticas del Organismo de Investigación Judicial 2007, San José: Poder Judicial.

**Appendix 8: Cases of Intentional Homicide in Costa Rican Provinces, 1979–2007**

Year	Costa Rica	San José	Alajuela	Cartago	Heredia	Guanacaste	Puntarenas	Limón
1979	98 <sup>(1)</sup>	---	---	---	---	---	---	---
1980	100 <sup>(2)*</sup>	27	19	4	5	16	16	14
1981	101 <sup>(2)*</sup>	37	20	5	5	8	12	16
1982	87 <sup>(3)*</sup>	27	4	6	3	13	8	23
1983	94 <sup>(3)*</sup>	39	13	4	8	8	15	8
1984	98 <sup>(4)</sup>	36	15	5	3	8	18	13
1985	109 <sup>(5)</sup>	33	17	9	5	13	5	27
1986	103 <sup>(5)</sup>	41	10	4	6	4	19	19
1987	113 <sup>(5)*</sup>	47	14	6	4	7	17	19
1988	117 <sup>(5)</sup>	40	21	7	9	7	13	20
1989	116 <sup>(5)</sup>	41	19	10	9	6	17	14
1990	139 <sup>(6)</sup>	62	19	7	6	7	12	26
1991	132 <sup>(6)</sup>	56	17	9	1	9	18	22
1992	160 <sup>(6)</sup>	68	13	12	9	16	13	29
1993	160 <sup>(6)</sup>	61	21	8	11	13	13	33
1994	182 <sup>(6)</sup>	59	26	15	10	9	22	41
1995	184 <sup>(6)</sup>	72	23	12	11	7	15	44
1996	189 <sup>(6)</sup>	71	21	9	12	9	26	41
1997	210 <sup>(6)</sup>	70	36	20	10	9	28	37
1998	224 <sup>(6)</sup>	76	28	12	15	10	24	59
1999	245 <sup>(6)</sup>	101	25	16	12	15	24	52
2000	240 <sup>(7)</sup>	108	28	16	16	13	15	44
2001	251 <sup>(7)</sup>	83	45	16	22	11	26	48
2002	251 <sup>(7)</sup>	90	42	16	30	16	19	38
2003	292 <sup>(7)</sup>	131	37	19	23	18	30	34
2004	265 <sup>(7)</sup>	111	31	13	18	11	29	52
2005	300 <sup>(7)</sup>	156	36	20	16	16	37	57
2006	338 <sup>(7)</sup>	144	32	18	21	29	40	67
2007	357 <sup>(7)</sup>	176	37	7	18	17	40	74

Note:

- \* The numbers from the PNUD differ from the numbers of the Anuarios de Estadísticas del Organismo de Investigación Judicial. The biggest difference is evident for 1982, where PNUD names 3 fewer homicides than the Poder Judicial.

Sources:

1980-2004 from PNUD 2006: 574-576; 2005-2007 from Poder Judicial de Costa Rica, Departamento de Planificación, Sección de Estadística (2008): Anuario de Estadísticas del Organismo de Investigación Judicial 2007, San José: Poder Judicial.

- (1) Poder Judicial de Costa Rica, Departamento de Planificación, Sección de Estadística (1980): Anuario de Estadísticas del Organismo de Investigación Judicial 1979, San José: Poder Judicial, p. VII.
- (2) Poder Judicial de Costa Rica, Departamento de Planificación, Sección de Estadística (1982): Anuario de Estadísticas del Organismo de Investigación Judicial 1981, San José: Poder Judicial, p. VII und VIII.
- (3) Poder Judicial de Costa Rica, Departamento de Planificación, Sección de Estadística (1984): Anuario de Estadísticas del Organismo de Investigación Judicial 1983, San José: Poder Judicial, p. VII.
- (4) Poder Judicial de Costa Rica, Departamento de Planificación, Sección de Estadística (1988): Anuario de Estadísticas del Organismo de Investigación Judicial 1987, San José: Poder Judicial, p. VIII.
- (5) Poder Judicial de Costa Rica, Departamento de Planificación, Sección de Estadística (1990): Anuario de Estadísticas del Organismo de Investigación Judicial 1989, San José: Poder Judicial, p. XIV.
- (6) Poder Judicial de Costa Rica, Departamento de Planificación, Sección de Estadística (2000): Anuario de Estadísticas del Organismo de Investigación Judicial 1999, San José: Poder Judicial.
- (7) Poder Judicial de Costa Rica, Departamento de Planificación, Sección de Estadística (2008): Anuario de Estadísticas del Organismo de Investigación Judicial 2007, San José: Poder Judicial.

**Appendix 9: Number of Persons Imprisoned in Costa Rica, 1979–2007**

Year	Absolute number <sup>(1)</sup>	Population (million)	Rate (per 100,000 inhabitants)
1979	2,156	2.2*	98.00
1980	2,361	2.3*	102.65
1981	2,660	2.4*	110.83
1982	2,902	2.5*	116.08
1983	3,228	2.5*	129.12
1984	3,357	2.6*	129.12
1985	3,754	2.7*	139.04
1986	4,069	2.8*	145.32
1987	4,482	2.8*	160.07
1988	4,545	2.9*	156.72
1989	3,892	3.0*	129.73
1990	3,905	3.1*	125.97
1991	3,641	3.1*	117.45
1992	3,443	3.2*	107.59
1993	2,817	3.3*	85.36
1994	3,272	3.4*	96.24
1995	3,490	3.5*	99.71
1996	4,705	3.6*	130.69
1997	5,424	3.7*	146.59
1998	6,004	3.8*	158
1999	6,943	3.8*	182.71
2000	7,575	3.9*	194.23
2001	7,649	4.0**	191.23
2002	8,113	4.1**	197.88
2003	8,407	4.1**	205.05
2004	8,890	4.2**	211.67
2005	9,053	4.3**	210.53
2006	9,037	4.3**	210.16
2007	9,211	4.4**	209.34

Notes:

\* Instituto Nacional de Estadísticas y Censos (2008): Estimaciones y Proyecciones de Población por sexo y edad (cifras actualizadas), San José: INEC, pp. 23-24.

\*\* Instituto Nacional de Estadísticas y Censos (2008): Estimaciones y Proyecciones de Población por sexo y edad (cifras actualizadas), San José: INEC, p. 63.

Source:

(1) Ministerio de Justicia. Dirección General de Adopción Social. Instituto Nacional de Criminología. Departamento de Investigación Estadística (2008): Anuario Estadístico 2008, San José.

# GIGA *Journal Family*

The GIGA journal family is a unique publishing initiative that brings together four international area studies journals edited by the GIGA German Institute of Global and Area Studies.

The journals are high-standard venues for original research on and empirically sound analysis of contemporary politics, society and the economy in Africa, China, South-east Asia, and Latin America.

- 
- ***Africa Spectrum***  
(3 issues per year)
  - ***Journal of Current Chinese Affairs – China aktuell***  
(4 issues per year)
  - ***Journal of Current Southeast Asian Affairs***  
(4 issues per year)
  - ***Journal of Politics in Latin America***  
(3 issues per year)
- 

As of 2009 the full content of the GIGA journals is available at  
**[www.giga-journal-family.org](http://www.giga-journal-family.org).**

**GIGA German Institute of Global and Area Studies**  
**Leibniz-Institut für Globale und Regionale Studien**

Neuer Jungfernstieg 21 ■ 20354 Hamburg ■ Germany

Phone: +49 40 42825-594 ■ Fax: +49 40 42825-547

E-mail: [info@giga-hamburg.de](mailto:info@giga-hamburg.de)

Homepage: [www.giga-hamburg.de](http://www.giga-hamburg.de)

**Ask for your personal sample copy.**

**G I G A**  
German ■ Institute of Global and Area Studies  
Leibniz-Institut für Globale und Regionale Studien

## Recent Issues

- No 103 Günter Schucher: Liberalisierung in Zeiten der Instabilität: Spielräume unkonventioneller Partizipation im autoritären Regime der VR China [Liberalization in Times of Instability: Margins of Unconventional Participation in Chinese Authoritarianism]; June 2009
- No 102 Leslie Wehner: Power, Governance, and Ideas in Chile's Free Trade Agreement Policy; May 2009
- No 101 Sebastian Huhn: Contested Cornerstones of Nonviolent National Self-Perception in Costa Rica: A Historical Approach; May 2009
- No 100 Matthias Basedau, Alexander Stroh: Ethnicity and Party Systems in Francophone Sub-Saharan Africa; May 2009
- No 99 Christian von Soest: Stagnation of a "Miracle": Botswana's Governance Record Revisited; April 2009
- No 98 Melanie Hanif: Indian Involvement in Afghanistan: Stepping Stone or Stumbling Block to Regional Hegemony?; April 2009
- No 97 Annette Büchs: The Resilience of Authoritarian Rule in Syria under Hafez and Bashar Al-Asad; March 2009
- No 96 Alexander Stroh: The Power of Proximity: Strategic Decisions in African Party Politics; February 2009
- No 95 Robert Kappel, Juliane Brach: Handel, Hierarchien und Kooperation in der Globalisierung [Trade, Hierarchy, and Cooperation in the Age of Globalization]; February 2009
- No 94 Mirko Bendig, Lena Giesbert, Susan Steiner: Savings, Credit, and Insurance: Household Demand for Formal Financial Services in Rural Ghana; January 2009
- No 93 Leslie Wehner: Más allá de lo económico: Los objetivos estratégicos de los TLCs de Chile y México; January 2009
- No 92 Howard Loewen: Democracy and Human Rights in the European-Asian Dialogue: A Clash of Cooperation Cultures?; December 2008
- No 91 Bert Hoffmann: Bringing Hirschman Back In: Conceptualizing Transnational Migration as a Reconfiguration of "Exit", "Voice", and "Loyalty"; December 2008
- No 90 Ulrich Mückenberger: Civilising Globalism: Transnational Norm-Building Networks – A Research Programme; October 2008

All GIGA Working Papers are available free of charge at [www.giga-hamburg.de/workingpapers](http://www.giga-hamburg.de/workingpapers).  
 For any requests please contact: [workingpapers@giga-hamburg.de](mailto:workingpapers@giga-hamburg.de).  
 Editor of the Working Paper Series: Martin Beck