

von Hagen, Jürgen; Ho, Tai-kuang

**Working Paper**

## Money market pressure and the determinants of baning crises

ZEI Working Paper, No. B 20-2004

**Provided in Cooperation with:**

ZEI - Center for European Integration Studies, University of Bonn

Suggested Citation: von Hagen, Jürgen; Ho, Tai-kuang (2004) : Money market pressure and the determinants of baning crises, ZEI Working Paper, No. B 20-2004, Rheinische Friedrich-Wilhelms-Universität Bonn, Zentrum für Europäische Integrationsforschung (ZEI), Bonn

This Version is available at:

<http://hdl.handle.net/10419/39477>

**Standard-Nutzungsbedingungen:**

Die Dokumente auf EconStor dürfen zu eigenen wissenschaftlichen Zwecken und zum Privatgebrauch gespeichert und kopiert werden.

Sie dürfen die Dokumente nicht für öffentliche oder kommerzielle Zwecke vervielfältigen, öffentlich ausstellen, öffentlich zugänglich machen, vertreiben oder anderweitig nutzen.

Sofern die Verfasser die Dokumente unter Open-Content-Lizenzen (insbesondere CC-Lizenzen) zur Verfügung gestellt haben sollten, gelten abweichend von diesen Nutzungsbedingungen die in der dort genannten Lizenz gewährten Nutzungsrechte.

**Terms of use:**

*Documents in EconStor may be saved and copied for your personal and scholarly purposes.*

*You are not to copy documents for public or commercial purposes, to exhibit the documents publicly, to make them publicly available on the internet, or to distribute or otherwise use the documents in public.*

*If the documents have been made available under an Open Content Licence (especially Creative Commons Licences), you may exercise further usage rights as specified in the indicated licence.*

Zentrum für Europäische Integrationsforschung  
Center for European Integration Studies  
Rheinische Friedrich-Wilhelms-Universität Bonn



Jürgen von Hagen, Tai-kuang Ho

**Money Market Pressure and  
the Determinants of  
Banking Crises**

**Working Paper**

**B 20  
2004**

# Money Market Pressure and the Determinants of Banking Crises<sup>\*</sup>

Jürgen von Hagen<sup>\*\*</sup> and Tai-kuang Ho<sup>\*\*\*</sup>

*ZEI b, Center for European Integration Studies, University of Bonn*

July 2004

## Abstract

Identifying banking crises is the first step in the research on determinants of banking crises. The prevailing practice is to employ market events to identify a banking crisis. Researchers justify the usage of this method on the grounds that either direct and reliable indicators of banks' assets quality are not available, or that withdrawals of bank deposits are no longer a part of financial crises in a modern financial system with deposits insurance. Meanwhile, most researchers also admit that there are inherent inconsistency and arbitrariness associated with the events method.

This paper develops an index of money market pressure to identify banking crises. We define banking crises as periods in which there is excessive demand for liquidity in the money market. We begin with the theoretical foundation of this new method and show that it is desirable, and also possible, to depend on a more objective index of money market pressure rather than market events to identify banking crises. This approach allows one to employ high frequency data in regression, and avoid the ambiguity problem in interpreting the direction of causality that most banking literature suffers. Comparing the crises dates with existing research indicates that the new method is able to identify banking crises more accurately than the events method. The two components of the index, changes in central bank funds to bank deposits ratio and changes in short-term real interest rate, are equally important in the identification of banking crises. Bank deposits, combined with central bank funds, provide valuable information on banking distress.

With the newly defined crisis episodes, we examine the determinants of banking crises using data compiled from 47 countries. We estimate conditional logit models that include macroeconomic, financial, and institutional variables in the explanatory variables. The results display similarities to and differences with existing research. We find that slowdown of real GDP, lower real interest rates, extremely high inflation, large fiscal deficits, and over-valued exchange rates tend to precede banking crises. The effects of monetary base growth on the probability of banking crises are negligible.

JEL codes: C43, E44, G21

Key words: identification of banking crises, events method, and index of money market pressure, conditional logit model

---

<sup>\*</sup> The authors thank Claudio Borio, Alexander Karmann, Chung-Ming Kuan and seminar participants at the BIS and Academia Sinica for helpful comments.

<sup>\*\*</sup> Corresponding author. Center for European Integration Studies (ZEI B), Walter-Flex-Str. 3, D-53113, Bonn, Germany, Tel: +49-228-73-9199, Fax: +49-228-73-1809, E-mail: vonhagen@uni-bonn.de

<sup>\*\*\*</sup> Department of Economics and Graduate Institute of International Economics, National Chung Cheng University, 160 San-Hsiung, Min-Hsiung, Chia-Yi, 621 Taiwan, Tel: +886-5-2720411 ext. 34111, Fax: +886-5-2720816, E-mail: ecdrkh@ccu.edu.tw

## *1. Introduction*

The financial crises of the past decade, and the IMF's initiative to build an early warning system against such crises, have stimulated a wave of research into the empirical determinants of banking crises; e.g. Bordo et al. (2001), Borio and Lowe (2004), Caprio and Klingebiel (1996ab, 2002, 2003), Demirgüç-Kunt and Detragiache (1998, 2002), Demirgüç-Kunt et al (2000), Drees and Pazarbasioglu (1995), Flannery (1996), Gavin and Hausman (1996), Glick and Hutchison (2001), Goldstein and Turner (1996), Goldstein et al. (2000), Kaminsky and Reinhart (1996, 1999), Lindgren et al. (1996, 1999). A common methodological challenge facing empirical research in this area is the identification of crises events. Existing studies rely on the observation of exceptional events or very visible policy interventions, such as forced mergers, bank closures, or bailouts by the government. This can be misleading for a number of reasons. First, such interventions may occur even in the absence of an acute crisis in the banking sector, e.g., when unresolved structural problems in the banking sector have been lingering for some time. Second, deciding whether a particular intervention is large enough to be called a crisis of the banking system and not just an individual institution involves a subjective judgment. Third, policy interventions typically occur when the crisis has already fully developed. Finally, recent literature on currency crises (Eichengreen, Rose, and Wyplosz, 1995, 1996ab) argues that not every crisis leads to a visible policy intervention of this kind, as central banks and regulators may be able to fend off the crisis successfully with less spectacular means. Focusing on crises that trigger policy interventions thus creates a selection bias in the empirical work.

The purpose of this paper is to propose an alternative method to identify banking crises. We follow the ideas of Eichengreen, Wyplosz and Rose (1995, 1996ab) and propose an index of money market pressure. We take extreme values of this index as signals of banking crises. We develop this indicator and discuss its empirical application. Using it to identify the dates of banking crises in a sample of 47 countries covering the period 1980-2001, we investigate what are the main empirical determinants of banking crises.

## *2. Identifying Banking Crises*

### *2-1. Events method*

The IMF (1998) defines a banking crisis as a situation, in which bank runs and widespread failures induce banks to suspend the convertibility of their liabilities, or which compels the government to intervene in the banking system on a large scale. To identify banking crises, existing empirical studies rely on the observation of certain events, such as

forced bank closures, mergers, runs on financial institutions and government emerging measures, to identify banking crises. We call this an *events method*. Demirgüç-Kunt and Detragiache (1998), for instance, identify an episode as a crisis, when at least one of the following conditions holds:

- *The ratio of non-performing assets to total assets in the banking system exceeded 10 percent.*
- *The cost of the rescue operation was at least 2 percent of GDP.*
- *Banking sector problems resulted in a large-scale nationalization of banks.*
- *Extensive bank runs took place or emergency measures such as deposit freezes, prolonged bank holidays, or generalized deposit guarantees were enacted by the government in response to the crisis.*

This has several shortcomings. First, it tends to identify banking crises too late. For example, the cost of bailout (criterion 2) is available only post-crisis and with a time lag. Events such as the nationalization of banks and bank holidays are likely to occur only when a crisis has already spread to the whole economy.<sup>1</sup> Governments may provide hidden support to banks at the early stages of a crisis for political reasons, i.e. early policy interventions may not be observable. Second, there are few objective standards for deciding whether a given policy intervention is “large.” Third, the timing of crisis periods on this basis is difficult because the exact date of policy interventions is often uncertain or unclear (e.g., Caprio and Klingebiel, 1996a.) Fourth, the events method identifies crises only when they are severe enough to trigger market events. Crises successfully contained by prompt corrective policies are neglected. This means that empirical work suffers from a selection bias.

These problems of the events method are illustrated by comparing the crises identified in different studies. Table 1 reproduces the dates of banking crises from seven studies: Lindgren, Garcia, and Saal (1996), Caprio and Klingebiel (1996a), Demirgüç-Kunt and Detragiache (1998), Glick and Hutchison (2001), Kaminsky and Reinhart (1999), Bordo and Schwarz (2000), and Bordo, Eichengreen, Klingebiel, and Martinez-Peria (2001). Even with overlapping sources, there are large differences in the timing of crises between these studies. Different studies identify the onset of a same crisis by a difference of more than two years.<sup>2</sup> Countries recorded to have a crisis in one study are recorded with no crisis in other studies.<sup>3</sup> These difficulties pose obvious problems for empirical research into the determinants of banking crises. In view of these problems, we propose an alternative approach to identifying banking crises in the next section.

---

<sup>1</sup> Kaminsky and Reinhart (1999) argue that the events method could identify the crisis *too early* because the worst of the crisis may come later.

<sup>2</sup> See for example Bolivia, Cameroon, France, India, Israel, New Zealand, Nigeria, Senegal, Uganda, and United States.

<sup>3</sup> See for example Chile, Denmark, Ecuador, Egypt, France, Germany, Greece, Ireland, New Zealand, Paraguay, Peru, Singapore, Thailand, and United Kingdom.

## 2-2. An index of money market pressure

Our approach is motivated by the literature on currency crises (Eichengreen, Rose and Wyplosz 1995, 1996ab). It starts from the conventional assumption that the banking sector's aggregate demand for central bank reserves depends negatively on the short-term interest rate, the immediate opportunity cost of holding reserves. Our main conjecture is that a banking crisis is characterized by a sharp increase in the banking sector's aggregate demand for central bank reserves. This may be due to three reasons: First, a sharp decline in the quality of bank loans or an increase in non-performing loans, causing a loss of liquidity in the banking sector. This would lead to an increase in banks' reserve demand to maintain liquidity. Second, sudden withdrawals of deposits by the non-bank public, forcing banks to turn to the interbank market and the central bank to refinance themselves. Third, a drying-up of interbank lending, as financial institutions prefer to hold governments bonds and other, safer assets to lending to troubled institutions (Furfine, 2002). The central bank, as a monopolistic supplier of bank reserves, can react to this increase in the demand for reserves in two basic ways. If bank reserves are the operating target, the total supply of bank reserves is kept constant and the short-term interest rate will rise. If, instead, the central bank targets the short-term interest rate, it must inject additional reserves into the banking system through open market operations or discount window lending. Thus, a banking crisis is characterized by a sharp increase in the short-term interest rate, a large increase in the volume of central bank reserves, or a combination of both, indicating a high degree of tension in the money market.

Based on this reasoning, we build the following *index of money market pressure*, IMP. We define the *reserves to bank deposits ratio*,  $\gamma$ , as the ratio of total reserves held by the banking system to total deposits. In a period of high tension in the money market, this ratio increases either because the central bank makes additional reserves available to the banking system, or because depositors withdraw their funds from the banks. We define the index of money market pressure as the weighted average of changes in the ratio of reserves to bank deposits and changes in the short-term real interest rate.<sup>4</sup> The weights are the sample standard deviations of the two components. Thus, the index is defined as:

$$IMP_t = \frac{\Delta\gamma_t}{\sigma_{\Delta\gamma}} + \frac{\Delta r_t}{\sigma_{\Delta r}}, \quad (1)$$

---

<sup>4</sup> We use real interest rate instead of nominal interest rate because changes in nominal interest rate that simply keep up with inflation rate do not indicate liquidity shortage in money market.

where  $\Delta$  is the difference operator, and  $\sigma_{\Delta y}$  and  $\sigma_{\Delta r}$  are the standard deviations of the two components respectively.<sup>5</sup> Subsequently, take sharp increases in the indicator as signals of banking crises. More specifically, we compute changes in IMP for a given country and define the beginning of a banking crisis as a period in which the change in IMP is larger than the 98.5 percentile of the sample distribution of changes for that country. Note that lowering the threshold increases the risk of calling too many episodes crises, while raising it increases the risk of missing true crises. The empirical analysis below indicates that raising the threshold to the 99.5 percentile does not change the results significantly, while lowering it to the 95 percentile causes our regressions to loose explanatory power. Note, also, that our definition implies that the thresholds are country specific. The alternative would be to use the same threshold and derive it from the pooled sample of changes in IMP for all countries. Due to the differences in the volatility of IMP across countries, we would loose too many crisis episodes that way.

A possible objection against this method is that modern banking crises are asset-side rather liability-side crises. An example is that Japan's banking crisis was caused primarily by the collapse in real estates prices and a wave of corporate bankruptcies. But, if the demand for reserves increases when the quality of bank assets deteriorates, this dichotomy is irrelevant for the purposes of this paper. A second objection is that our method is not applicable to environments where interest rates are controlled by the central bank. But the index of money market pressure has the advantage that its quality does not depend on the flexibility of interest rates, as long as the central bank's interest rate management relies on market measures. A third objection is that, using the indicator of money market pressure, we can identify the beginning but not the end of a banking crisis. This is true, but not specific to our method. As Goldstein, Kaminsky and Reinhart (2000) put it, identifying the end of a banking crisis is "one of the more difficult unsolved problems in the empirical crisis literature," since there is no consensus on what kind of criteria one should use to declare that a crisis is over.<sup>6</sup> Subsequently, we disregard all observations in a fixed time window starting with the first period in which the index exceeds its threshold and then apply the index again to look for additional crisis episodes. This reduces the likelihood of counting the same

---

<sup>5</sup> Demirgüç-Kunt, Detragiache, and Gupta (2000) examine the macroeconomic performance in the aftermath of a banking crisis for 36 banking crises over the period 1980-85. The authors define a variable named *central bank funds to bank assets ratio*, which is defined as loans from the monetary authorities to deposit money banks divided by total assets of deposit money banks. The authors find that there is a rise in real interest rate and a rise in central bank funds to bank assets ratio in the crisis year. This gives support to our index. But the authors also find that such increase is not statistically significant. It is quite possible that the usage of annual data has made the two variables become less informative. For example, liquidity support from monetary authorities tends to last for several months and less than a year.

<sup>6</sup> For example, Goldstein, Kaminsky and Reinhart (2000) define the end of a banking crisis to be the end of heavy government financial interventions, while IMF (1998) and Bordo, Eichengreen, Klingebiel, and Martinez-Peria (2001) defines the end of a banking crisis as the time when annual output growth returns to its trend.

crisis twice. Setting the window width too large, however, would make us miss subsequent crises. Our empirical results turn out to be robust against variations of the window length.

### 3. *Empirical Applications*

We use monthly data provided by IMF International Financial Statistics CD-ROM, spanning from 1980 to 1996. Total deposits are calculated as the sum of demand deposits (line 24), time and saving deposits (line 25), and foreign liabilities (line 26C) of deposit money banks. We use borrowed reserves, defined as loans from monetary authorities to financial institutions (line 26G), instead of total reserves as the reserves aggregate.<sup>7</sup> Nominal interest rates are money market rates (line 60B).<sup>8</sup> The inflation rate is calculated from consumer price index (line 64). In this section, we compare the crisis identification derived from our index with that of existing research.

#### 3-1. *Developing and Emerging Economies*

The first application compares our method with the study of Caprio and Klingebiel (1996a). We exclude transition economies and countries with incomplete data from their sample of 26 countries.<sup>9</sup> The reduced sample includes 15 countries, for which the authors identify 17 banking crises. Figure 1 plots our index for these countries. Table 2 shows the results from Caprio and Klingebiel (1996a) and our index method. Our index picks out nine of the 17 crises (53 percent) identified by the authors. Among them, five coincide with those found by Caprio and Klingebiel, one has a one-year-lead, two have a two-year-lead, and two of them have a one-year lag compared to Caprio and Klingebiel. By lowering the threshold of the signal, we identify more of the crises reported in their study. But we do not identify eight crises found by these authors, even when the threshold is set to 97 percentile. These are Argentina (1980-82 and 1995), Brazil (1994), Cote d'Ivoire (1988-91), Indonesia (1992-94), Kenya (1986-89), Senegal (1988-91), and Venezuela (1994/95).

A possible explanation is that our index does not select banking crises of small magnitude, because they may not induce a sufficiently large increase in the aggregate demand for central bank reserves. Caprio and Klingebiel (1996) report that while the troubled banks accounted for 50% of total bank deposits in 1989-90 crisis in Argentina, the

---

<sup>7</sup> We have experimented with bank reserves. We find that the information content of bank reserves is less satisfactory than the borrowed reserves so we decide to use borrowed reserves in our analysis.

<sup>8</sup> For countries in which money market rates are not available, we use (in sequence) Treasury bill rate, government bond yield, deposit rate, lending rate, and discount rate as substitutions.

<sup>9</sup> The countries excluded are Benin, Colombia, Estonia, Guinea, Hungary, Latvia, Madagascar, Malaysia, Philippines, Poland, and United States.



1995 crisis involved only 11 out of 205 financial institutions. The 1986-89 crisis in Kenya involved mainly non-bank financial institutions and accounted for only 15% of total liabilities of financial system. The 1994 crisis in Brazil did not involve a large part of the banking sector and was not classified as a crisis by Lindgren et al. (1996). Thus, these three episodes seem to have been less severe in magnitude.

Another reason for the discrepancy between our and Caprio and Klingebiel's identification is the involvement of state-owned institutions. If governments provide implicit guarantees or direct financial support, depositors may not withdraw deposits from, and other banks may continue lending to such at these institutions expecting that the government will bail them out. As a result, state-owned banks may not have to raise their demand for central bank reserves even in an acute liquidity shortage. In fact, what Caprio and Klingebiel identify as a crisis may be a bailout anticipated by the market. Caprio and Klingebiel (1996) report that the 1994 crisis in Brazil involved mainly two big state-owned banks, Banespa and Banerj, which accounted for 20% of financial system assets. Similarly, in the 1988-91 crisis in Cote d'Ivoire and the 1992-94 crisis in Indonesia, troubled banks were overwhelmingly public banks.

This leaves us with two severe crisis cases identified by Caprio and Klingebiel but not by our index. One is the 1994-95 crisis in Venezuela, for which we only find a period of high tension in the money market several years before the time identified by Caprio and Klingebiel, suggesting that perhaps the crisis was kept lingering for several years before the government decided to resolve the problem. For Senegal, our index finds no evidence for a banking crisis.

We identify additional crises which Caprio and Klingebiel do not report as banking crises, but other researchers do. The IMP signals a banking crisis around 1990 in Brazil. This crisis is reported in Glick and Hutchison, Bordo and Schwarz, and Bordo et al. We identify a banking crisis in Kenya in 1993. This is also reported in Lindgren et al, Glick and Hutchison, Bordo and Schwarz, and Demirgüç-Kunt et al. We find a banking crisis in Turkey in 1996. This timing is close to Lindgren et al, Glick and Hutchison, Demirgüç-Kunt et al, and Bordo and Schwarz. Finally, we find periods of high tension in the money market in Cote d'Ivoire (1980 and 1995), Indonesia (1984), and Venezuela (1988). For these episodes, existing research does not report banking crises.

To examine whether our index is dominated by one of the two components, we calculate the correlation between changes in the index and changes in each component. Table 3 shows that the index is equally correlated with both changes in the reserves to deposits ratio and changes in real interest rate. Note, also, that the conditional correlation between changes in the index and the two components in periods of high money market pressure is 0.35 and 0.57, respectively, and that the two components are negatively

correlated (-0.57). Table 4 reports the relative weight of individual component in each identified crisis. On average, the first component accounts for 43 percent of the index values during crisis periods, while the second component accounts for 57 percent. These results suggest that the both components are equally important in identifying a banking crisis.

### 3-2. *Industrialized Countries*

Our second application includes 14 industrialized countries from 1980 to 1996.<sup>10</sup> Figure 2 plots the index of money market pressure of the individual country. Table 5 reports the crisis timing using the 98.5% threshold. We compare our results with those compiled from several existing studies, namely, Lindgren et al, Bordo and Schwarz, Caprio and Klingebiel, Demirgüç-Kunt and Detragiache, Glick and Hutchison, Kaminsky and Reinhardt, and Bordo et al. In total, our method picks out nine of the twelve crises (75 percent) recorded by existing research. Among the nine crises, five coincide with existing research, two have a two-year-lead, one has a one-year-lead, and one has a one-year-lag.

We fail to identify three banking crises identified by others: Iceland in 1995, Ireland in 1985, and Japan in the 1990s.<sup>11</sup> Lindgren et al. (1996) show that the banking problems in Iceland in 1995 involved only one state-owned bank, while the Irish case involved only the insurance subsidiary of one bank. Again the discrepancy between our method and the existing literature may be due to the relatively small size and the involvement of state-owned banks in these cases. Regarding the troubles of the Japanese banking system in the 1990s, the existence of implicit government guarantees and repeated recapitalization of banks by the government may be the reason why they did not cause an increase in aggregate reserve demand.

Table 5 indicates that several crisis episodes identified by our method are related to the 1992-93 crisis in the European exchange rate system. This applies to Denmark in 1993, Ireland in 1992, Italy in 1992, Spain in 1993, and Sweden in 1992. Since the interest rate hikes could reflect the authorities' attempts to defend their exchange rates pegs, one might wonder whether these episodes are currency crises rather than banking crises.<sup>12</sup> We observe from Table 7 that changes in the reserves-to-deposits ratio account for a larger portion of the index than the changes in real interest rates in Italy and Spain. For Sweden, a large increase in the reserves ratio occurs together with an increase in the real interest rate. Even for Denmark and Ireland, changes in central bank funds to bank deposit ratio explain

---

<sup>10</sup> Australia, Belgium, Canada, France, Luxembourg, New Zealand, Norway, the United Kingdom, and the United States were excluded because monthly data are not available.

<sup>11</sup> The index method cannot identify these crises even using a 3% threshold.

<sup>12</sup> See Buitier, Corsetti, and Pesenti (1998) for an account of the foreign exchange crisis in the aftermath of the Danish Referendum on the Maastricht Treaty.

over 30% of the index value. Thus, the increase in IMP does not seem to be entirely due to exchange rate policies.

We report in Table 6 the correlations between the index and each component. Again, the index is equally correlated with both components. The conditional correlations in periods of high money market pressure are 0.54 and 0.86, respectively, while the conditional correlation of the two components is 0.04. Table 7 shows that, on average, the reserves ratio accounts for roughly 40 percent of the index values during crisis periods, while the real interest rate accounts for 60 percent.<sup>13</sup> Again, our index is not dominated by either component.

#### *4. Determinants of Banking Crises*

Several recent studies have investigated the empirical determinants of banking crises. The results point to three main groups of factors: domestic macro economic disturbances, shocks from the external sector, and institutional factors. Regarding the first, Honohan (2000) finds that crises often occur in the latter part of boom-bust cycles. Caprio and Klingebiel (1996b) argue that crises are more likely in countries with higher volatility of output growth and inflation. Demirgüç-Kunt and Detragiache (1998), Hardy and Pazarbasioglu (1999), and Kaminsky and Reinhart (1999) show that banking crises tend to occur in times of weak or negative real growth. This is also consistent with Gorton (1988). Demirgüç-Kunt and Detragiache (1998) and Hardy and Pazarbasioglu (1999) also find that high real interest rates and high inflation raise the likelihood of banking crises. Gavin and Hausman (1996), Honohan (2000), Demirgüç-Kunt and Detragiache (1998), and Hardy and Pazarbasioglu (1999) find that banking crises are often preceded by high growth rates of real bank credit. Goldstein (1998) reports that the ASEAN economies that suffered banking crises in the late 1990s experienced large credit expansions in the years before. Borio and Lowe (2004) conclude that credit and equity price gaps (i.e., deviations from trend) outperform output and money gaps as indicators of banking distress. These results suggest that poor domestic macro economic policies are a main cause of banking crises. In particular, a pattern of large monetary or fiscal expansions fuelling large credit expansions and issuing in contractions to contain the resulting inflationary pressures seem to be conducive to banking crises.

Caprio and Klingebiel (1996b) find that a sharp deterioration of a country's terms of trade induces banking crises. Goldstein, Kaminsky and Reinhart (2000) find that an overvaluation of the real exchange rate is the best leading indicator of banking crises. Hardy and Pazarbasioglu (1999) find that large swings in the real exchange rate tend to precede banking crises. These results suggest that problems in the banking sector can be due to

losses of international competitiveness of domestic industries. Since inconsistencies between exchange rate pegs and domestic inflationary trends often lead to overvalued real exchange rates, the results also point to the importance of consistent internal and external macro economic policies for the stability of the financial sector.

Demirgüç-Kunt and Detragiache (1998) find that the likelihood of banking crises is larger in countries with explicit deposit insurance. This indicates that deposit insurance can give rise to moral hazard problems weakening financial system stability. Furthermore, they show that countries with better law-enforcement quality have fewer banking sector problems. Kaminsky and Reinhart (1999) find that financial liberalization helps to predict the occurrence of banking crises. This points to the importance of proper sequencing and management of financial liberalization.

In the remainder of this section, we estimate a conditional logit model explaining the incidence of banking crises in a large sample of countries. Since we are mainly interested in testing the quality of our index method to identify banking crises, we follow the study of Demirgüç-Kunt and Detragiache (1998) in the empirical application.

#### *4-1. Empirical Specification*

Our sample period covers 1980 to 2001. We include 47 countries in our sample.<sup>14</sup> The choice of sample countries is mainly determined by data availability, but we exclude Argentina and Brazil, because they are outliers with respect to inflation and real interest rates. We set a window of eight quarters to eliminate the observations following a crisis.<sup>15</sup> The data are from the IMF's International Financial Statistics.

Due to data availability, we use our index of money market pressure in quarterly frequency to identify banking crises. Since the independent variables are available only in annual frequency, we translate the crises episodes thus identified into a crisis dummy in annual frequency. The dependent variable in the subsequent estimates is a binary index of banking crises. Table 8 reports the crises identified with a 98.5% threshold.<sup>16</sup> Depending on the explanatory variables included, the sample consists of 701 to 724 observations, including 37 to 39 crises periods. Thus, the sample rate of incidence of banking crises is about five percent.

Our choice of explanatory variables is guided both by existing literature and data availability. A list of the variables and their sources is reported in Table 9. We use the rate

---

<sup>13</sup> The results remain similar if we exclude the five identified crises related to 1992 EMS crisis.

<sup>14</sup> For the sample countries included see Table 9.

<sup>15</sup> Demirgüç-Kunt and Detragiache (1998) eliminate all observations following a crisis, resulting in relatively few observations for estimation.

<sup>16</sup> Results using a 97.5 percentile threshold are very similar and can be obtained from the authors.

of growth of the real GDP, and the rate of inflation to capture adverse domestic macroeconomic developments. To allow for the possibility of nonlinear effects, i.e. severe recessions and bouts of high inflation having more than proportional effects, we include interactive dummies for severe recessions and large inflation rates, respectively. To proxy domestic macro economic policies, we include the short-term real interest rate and the government budget surplus relative to GDP. We use the growth rates of the monetary base and the growth rate of real domestic credit as indicators of monetary expansions and credit growth.

Furthermore, we include a number of variables characterizing the financial sector and its ability to cope with macro economic shocks. The ratio of credit to the private sector to GDP captures the degree of financial sector development. We use the ratio of bank cash and reserves to bank assets for the banking system as a whole to capture the liquidity of the banking sector, which provides a buffer against unexpected shocks. External factors are captured by the rate of depreciation of the nominal exchange rate and the deviation of the real exchange rate from its trend.

Regarding institutional variables, we hypothesize that countries lacking sound legal systems have more fragile banking sectors and proxy the quality of the institutional environment using real GDP per capita in dollars. Following Demirgüç-Kunt Detragiache (1998), we use a dummy variable for the existence of explicit deposits insurance schemes. To test for the effects of financial liberalization, we include a dummy variable taking the value of one in periods during which interest rates were liberalized.<sup>17</sup>

Finally, we include a dummy that presents the crises identified by the events method. The crisis dummy is compiled from Caprio and Klingebiel (2002, 2003), which record systematic, borderline and smaller banking crises. We use these two studies because they are the most extensive and updated survey of banking crises. Interacting this dummy with the other explanatory variables allows us test whether episodes identified as banking crises using the traditional method are systematically different from those identified by our method.

#### *4-2. Results*

We estimate the model using a conditional fixed-effects logit estimator, see Chamberlain (1980). The model can be interpreted as explaining the likelihood of a banking crisis to occur for given values of the explanatory variables. To avoid problems of

---

<sup>17</sup> We have tried the Freedom House country ratings for political freedoms and civil liberty as indicators of governance and institutional quality. We have also tried an OECD dummy that takes the value of one only in OECD countries and only in 1991-92 to examine whether the introduction of the Basle capital requirements that became binding starting in 1993 had led to tensions in the banking system in 1991-92. These two variables are omitted in the subsequent analysis since they are not significant.

simultaneity, all explanatory variables are used with a lag of one year. Table 10 reports the results.<sup>18</sup> We present six specifications of the model. The first only includes macroeconomic variables as explanatory variables. The second includes macroeconomic variables and financial sector variables. The third adds institutional variables. The fourth adds the events crisis dummy. The fifth includes the interaction effects between the events dummy and the macro economic variables. The last one retains only those variables that are statistically significant.

The last column of Table 10 shows the main empirical determinants of banking crises in this sample. Among the macro economic factors, a decline in the real GDP growth rate causes an increase in the likelihood of banking crises. This effect is re-enforced in times of severe recessions as indicated by the dummy DGROWTH. These results are consistent with earlier findings. In contrast to the results of Demirgüç-Kunt and Detragiache (1998), rising inflation rates per se do not seem to contribute significantly to the likelihood of banking crises, but the dummy variable DINFLATION suggests that the latter is significantly higher during bouts of high inflation. Surprisingly, low short-term real interest rates raise the crisis probability. One interpretation is that periods of high low interest rates tend to be followed by monetary contractions to combat inflation, which then induce a higher probability of banking crises in the same year. Large fiscal deficits (negative surpluses) increase the likelihood of banking crises, a result which is not found in earlier studies. The coefficient on credit growth has a positive sign as expected, but in no case is it significant. Similarly, the effects of monetary base growth on the probability of banking crises are negligible.

Exchange rate depreciations have only insignificant effects on the probability of a banking crisis. In contrast, crises are strongly associated with over-valued exchange rates. This is consistent with Goldstein, Kaminsky and Reinhart (2000) who find that appreciation of real exchange rate to be the best leading indicator of banking crises.

None of the variables characterizing the financial system turn out to be significant. Turning to the institutional variables, we find that the coefficient on GDP per capita is not significant. This suggests that at least in our sample, both developed countries and developing countries are equally prone to banking problems. Periods of interest rates deregulation are associated with higher probability of banking crises, but the effect is not statistically significant. In contrast, we find that the presence of an explicit deposit insurance scheme significantly raises the likelihood of a banking crisis. This is consistent with the results in Demirgüç-Kunt and Detragiache (1998).

---

<sup>18</sup> Results with different windows and a 97.5 percentile threshold value are basically the same and are not reported here in order to save space. They can be obtained from the authors upon request. The main qualitative difference between estimates with and without country fixed effects is that the deposit insurance dummy is not significant in the latter estimates, while the ratio of bank cash reserves to bank assets is significant.

Finally, the events dummy is not statistically significant, indicating that severe banking crises listed in other studies are highly correlated with the crises that we have identified. More importantly, only the interactive terms with this dummy and real GDP growth is significant. This indicates that severe recessions raise the likelihood of an episode of high money market tension becoming an instance of large, observed policy intervention. That is, governments find it more difficult to fend off problems in the banking sector in periods of low real growth.

Table 10 indicates that the properties of the empirical model are quite satisfactory. The explanatory power, measured by the likelihood ratio statistic is significant for all specifications. The Akaike information criterion indicates that the parsimonious specification (6) is the preferred one. Using the model to predict the incidence of a banking crisis in a given period for given values of the explanatory variables requires us to determine a cut-off value for the estimated crisis probability. Setting this value at twice the unconditional incidence rate in the sample, i.e., 10 percent, the model yields correct predictions in 88 percent of all cases, including 90 percent of all non-crisis periods and 65 percent of all crisis periods. Setting to cut-off value equal to the unconditional incidence rate, the model predicts 73 percent of all crisis episodes and 74 percent of all non-crisis episodes correctly. The signal-to-noise ratio is greater than one and equals 2.82, indicating that the model indeed provides useful information to predict banking crises.

To examine the predictive power of the model further, we use the fitted value of specification (3) as a prediction of crisis probability. We report the predicted probabilities of crises using models with one-period-lag and two-period-lag explanatory variables. Figure 3 depicts the predicted probability of banking crises for six countries. Again, we set a cutoff of ten percent. The shadow area denotes the periods of crises identified by the events method. The model predicts crises in Indonesia, Korea, and Thailand during 1998, which is close to the results of events method. We also include three OECD countries, Denmark, Finland and Italy, which are known to have experienced banking crises in the early 1990s. Indeed, the model predicts severe banking crises in these countries. In the case of Finland and Italy, the model predicts severe money market tensions even one or two years before the breakout of the banking crises.

To summarize, with our new method of identifying banking crises, we find a somehow different profile of factors contributing to the banking crises. As suggested by the literature, a slowdown of real GDP growth, high inflation, and over-valued exchange rates tend to precede banking crises. In addition, we find that low real interest rates and large public sector deficits raise the likelihood of banking crises. Explicit deposits insurance schemes seem to raise the fragility of the financial system.

## 5. Conclusion

Identifying banking crises is the first step in the research on determinants of banking crises. The prevailing practice is to employ market events to identify a banking crisis. Researchers justify the usage of this method on the grounds that either direct and reliable indicators of banks' assets quality are not available, or that withdrawals of bank deposits are no longer a part of financial crises in a modern financial system with deposits insurance. Meanwhile, most researchers also admit that there are inherent inconsistency and arbitrariness associated with the events method.

We developed in this paper an index method to identify banking crises. We define banking crises as periods in which there is excessive demand for liquidity in money market. We show that it is desirable, and also possible, to depend on a more objective index of money market pressure rather than market events to identify banking crises. This approach allows one to employ high frequency data, and is able to identify banking crises more accurately than the events method. The two components of the index, changes in central bank funds to bank deposits ratio and changes in short-term real interest rate, are equally important in the identification of banking crises. Bank deposits, combined with central bank funds, provide valuable information on banking distress.

With the newly defined dependent variable (crisis dummy), we examine the determinants of banking crises using data compiled from 47 countries. We estimate conditional logit models that include macroeconomic, financial, and institutional variables in the explanatory variables. We find that slowdown of real GDP, lower real interest rates, extremely high inflation, large fiscal deficits, and over-valued exchange rates tend to precede banking crises. Explicit deposits insurance schemes seem to raise the fragility of the financial system.



## 6. References

- Bordo, Michael and Anna J. Schwartz (2000), "Measuring Real Economic Effects of Bailout: Historical Perspectives on How Countries in Financial Distress Have Fared with and without Bailouts," *Carnegie-Rochester Conference Series on Public Policy*, Vol. 53, pp. 81-167.
- Bordo, Michael, Barry Eichengreen, Daniela Klingebiel and Maria Soledad Martinez-Peria (2001), "Is the Crisis Problem growing more Severe?" *Economic Policy*, 32, pp.51-75.
- Borio, Claudio and Philip Lowe (2004), "Securing Sustainable Price Stability: Should credit come back from the wilderness?" *BIS Working Papers* No. 157.
- Buiter, Willem H., Giancarlo Corsetti and Paolo A. Pesenti (1998), *Financial Markets and European Monetary Cooperation: The Lessons of the 1992-93 Exchange Rate Mechanism Crisis*, Cambridge University Press.
- Caprio, Gerard and Daniela Klingebiel (1996a), "Bank Insolvencies: Cross Country Experience," *World Bank Working Papers* No. 1620.
- Caprio, Gerard and Daniela Klingebiel (1996b), "Bank Insolvency: Bad Luck, Bad Policy, or Bad Banking?" *Annual World Bank Conference on Development Economics 1996*.
- Caprio, Gerard and Daniela Klingebiel (1999), "Episodes of Systematic and Borderline Banking Crises," *Mimeo*.
- Caprio, Gerard and Daniela Klingebiel (2002), "Episodes of systematic and borderline financial crises," in Daniela Klingebiel and Luc Laeven (eds.), *Managing the Real and Fiscal Effects of Banking Crises*, *World Bank Discussion Paper* No. 428.
- Caprio, Gerard and Daniela Klingebiel (2003), "Episodes of systematic and borderline financial crises," *January 2003*, downloaded from the World Bank web site.
- Chamberlain, Gary (1980), "Analysis of Covariance With Qualitative Data," *Review of Economic Studies* 47, 225-38.
- Demirgüç-Kunt, Asli and Enrica Detragiache (1998), "The Determinants of Banking Crises in Developing and Developed Countries," *IMF Staff Papers*, 45(1), pp.81-109.
- Demirgüç-Kunt, Asli and Enrica Detragiache (2002), "Does Deposit Insurance Increase Banking System Stability: An Empirical Investigation," *Journal of Monetary Economics*, Vol. 49(7), pp. 1373-1406.
- Demirgüç-Kunt, Asli, Enrica Detragiache and Poonam Gupta (2000), "Inside the Crisis: An Empirical Analysis of Banking Systems in Distress," *IMF Working Papers* No. 00/156.
- Drees,-Burkhard and Ceyla Pazarbasioglu (1995), "The Nordic Banking Crises: Pitfalls in Financial Liberalization?" *IMF Working Papers* No. 95/61.
- Eichengreen Barry, Andrew K. Rose and Charles Wyplosz (1995), "Exchange Market Mayhem: The Antecedents and Aftermath of Speculative Attacks," *Economic Policy*, 21, pp.249-96.
- Eichengreen Barry, Andrew K. Rose and Charles Wyplosz (1996a), "Speculative Attacks on Pegged Exchange Rate: An Empirical Exploration with special Reference to the European Monetary System," in Canzoneri, Matthew B., Ethier, Wilfred J., Grilli, Vittorio (eds.), *The new transatlantic economy*, pp. 191-228, Cambridge; New York and Melbourne: Cambridge University Press.
- Eichengreen Barry, Andrew K. Rose and Charles Wyplosz (1996b), "Contagious Currency Crises: First Tests," *Scandinavian Journal of Economics*, Vol. 98(4), pp. 463-84.
- Flannery, Mark J. (1996), "Financial Crises, Payments System Problems, and Discount Window Lending," *Journal of Money, Credit, and Banking*, 28(4), pp.804-831.
- Furfine, Craig (2002), "The Interbank Market during a Crisis," *European Economic Review*, Vol. 46(4-5), pp. 809-20.
- Garcia, Gillian G.H. (1999), "Deposit Insurance: A Survey of Actual and Best Practices," *IMF Working Papers* No. 99/54.
- Gavin, Michael and Ricardo Hausman (1996), "The Roots of Banking Crises: The Macroeconomic Context," in Ricardo Hausman and Liliana Rojas-Suarez, eds., *Banking Crises in Latin America*, Baltimore, Md.: John Hopkins Press.

- Glick, Reuven and Michael M. Hutchison (2001), "Banking and Currency Crises: How Common Are Twins?" in Reuven Glick, Ramon Moreno and Mark M. Spiegel (eds.), *Financial Crises in Emerging Markets*, Cambridge University Press.
- Goldstein, Morris (1998), *The Asian Financial Crisis: Causes, Cures, and Systematic Implication*, Institute for International Economics.
- Goldstein, Morris, G.L. Kaminsky and C.M. Reinhart (2000), *Assessing Financial Vulnerability: An Early Warning System for Emerging Markets*, Institute for International Economics
- Goldstein, Morris and Philip Turner (1996), "Banking Crises in Emerging Economies: Origins and Policy Options," *BIS Economic Papers* No. 46.
- Gorton, Gary (1988), "Banking Panics and Business Cycles," *Oxford Economic Papers*, 40(4), pp.751-81.
- Hardy, Daniel and Ceyla Pazarbasioglu (1999), "Determinants and Leading Indicators of Banking Crises: Further Evidence," *IMF Staff Papers*, Vo. 46, No.3, pp. 247-258.
- Honohan, Patrick (2000), "Banking System Failures in Developing and Transition Countries: Diagnosis and Prediction," *Economic Notes*, Vol. 29(1), pp.83-109.
- IMF (1998), "Chapter IV, Financial Crises: Characteristics and Indicators of Vulnerability," in *World Economic Outlook*, May.
- Kaminsky, Graciela and Carmen M. Reinhart (1996), "The Twin Crises: The Causes of Banking and Balance-of-Payments Problems," *International Finance Discussion Papers*, No. 544, Board of Governors of the Federal Reserve System.
- Kaminsky, Graciela and Carmen M. Reinhart (1999), "The Twin Crises: The Causes of Banking and Balance-of-Payments Problems," *American Economic Review*, 89(3), pp.473-500.
- Lindgren, Carl-Johan, Gillian Garcia and Matthew I. Saal (1996), *Bank Soundness and Macroeconomic Policy*, International Monetary Fund, Washington.
- Lindgren, Carl-Johan, Tomás J. T. Balino, Charles Enoch, Anne-Marie Gulde, Marc Quintyn and Leslie Teo (1999), "Financial Sector Crisis and Restructuring: Lessons from Asia," *IMF Occasional Papers* No. 188.
- Sheng, Andrew ed. (1996), *Bank Restructuring: Lessons from the 1980s*. Washington, D.C.: World Bank.
- Sundararajan, Vasudevan and Tomas Jose T. Balino ed. (1991), *Banking Crises: Structural Weakness, Support Operations, and Economic Consequences*. Washington, D.C.: IMF.

Table 1: Comparison of banking crises dates of selected studies

	Lindgren, Garcia, and Saal (1996)	Caprio and Klingebiel (1996)	Demirgüç-Kunt and Detragiache (1998)	Glick and Hutchison (2001)	Kaminsky and Reinhart (1999) (Beginning)	Kaminsky and Reinhart (1999) (Peak)	Bordo and Schwarz (2000)	Bordo, Eichengreen, Klingebiel, and Martinez-Peria (2001)
Covered Period	1980-96	Late 1970s-1995	1980-94	1975-97	1970-95	1970-95	1973-99	1972-98
ARGENTINA	1980-82 1989-90 1995	1980-82 1989/90 1995		1980-82 1989-90 1995-97	March 1980 May 1985 December 1994	July 1982 June 1989 March 1995	1980 1985 1989 1995	1980 1985 1989 1995
BOLIVIA	1986-87 1994-present	1986-87		1986-87 1994-97	October 1987	June 1988	1985	
BRAZIL	1994-present	1994/95		1990 1994-97	November 1985 December 1994	November 1985 March 1996	1990 1994	1990 1994
CAMEROON	1989-93 1995-present	1987-		1987-93 1995-97				
CHILE	1981-87	1976 1981-83	No	1976 1981-83	September 1981	March 1983	1976 1981	1976 1981
COLOMBIA	1982-85	1982-87	1982-85	1982-87	July 1982	June 1985	1982	1982
COTE D IVOIRE	1988-90	1988-91						
DENMARK	1987-92		No	1987-92	March 1987	June 1990		1987
ECUADOR	1995-present	Early 1980s	No	1980-82 1996-97			1981	1981
EGYPT	1991-95	Early 1980s 1990-91	No	1980-85 1991-95				1981 1990
FINLAND	1991-94	1991-93	1991-94	1991-1994	September 1991	June 1992		1991
FRANCE	1991-95	1994/95	No	1994-95				1994
GERMANY	1990-93	Late 1970s	No	1978-79				1977
GHANA	1983-89	1982-1989		1982-89 1997				
GREECE	1991-95		No	1991-1995				
ICELAND	1985-86 1993			1985-86 1993				

	Lindgren, Garcia, and Saal (1996)	Caprio and Klingebiel (1996)	Demirgüç-Kunt and Detragiache (1998)	Glick and Hutchison (2001)	Kaminsky and Reinhart (1999) (Beginning)	Kaminsky and Reinhart (1999) (Peak)	Bordo and Schwarz (2000)	Bordo, Eichengreen, Klingebiel, and Martinez-Peria (2001)
INDIA	1991-present	1994/95	1991-94	1993-97				
INDONESIA	1992-present	1994	1992-94	1994 1997	November 1992	November 1992	1992 1997	
IRELAND	1985		No	No				
ISRAEL	1983-84	1977-83	1983-84		October 1983	June 1984	1977	
ITALY	1990-95		1990-94	1990-95				
JAMAICA	1994-present		No	1994-97				
JAPAN	1992-present	1990s	1992-94	1992-1997				1992
KENYA	1993	1985-89 1992 1993-95	1993	1985-89 1992-97				
MALAYSIA	1985-88	1985-88	1985-88	1985-88 1997	July 1985	August 1986	1985	1985 1998
MEXICO	1982 1994-present	1981/82 1995	1982 1994	1981-91 1995-97	September 1982 October 1992	June 1984 March 1996	1981 1994	1981 1994
NEPAL	Late 1980s-present	1988	1988-94	1988-94				
NEW ZEALAND	1989-90	1987-90	No	1987-90			1987	1987
NIGERIA	1991-95	1990s	1991-94	1993-97				1991
NORWAY	1987-93	1987-89	1987-93	1987-93	November 1988	October 1991		1987
PARAGUAY	1995-present	1995	No	1995-97			1995	1995
PERU	1983-90		No	1983-90	March 1983	April 1983	1983	1983
PHILIPPINES	1981-87	1981-87	1981-87	1981-87 1997	January 1981	June 1985	1981	1981 1998
PORTUGAL			1986-89	1986-89				No
SENEGAL	1983-88	1988-91	1983-88					
SINGAPORE		1982	No	1982			1982	1982
SOUTH AFRICA	1985 1989-present	1977	1985	1977 1985 1989			1977	1977 1985
SPAIN	1977-85	1977-85		1977-85	November 1978	January 1983		1977
SWEDEN	1990-93	1991	1990-93	1990-93	November 1991	September 1992		

	Lindgren, Garcia, and Saal (1996)	Caprio and Klingebiel (1996)	Demirgüç-Kunt and Detragiache (1998)	Glick and Hutchison (2001)	Kaminsky and Reinhart (1999) (Beginning)	Kaminsky and Reinhart (1999) (Peak)	Bordo and Schwarz (2000)	Bordo, Eichengreen, Klingebiel, and Martinez-Peria (2001)
THAILAND	1983-87	1983-87	No	1983-87 1997	March 1979 October 1983	March 1979 June 1985	1983 1997	
TURKEY	1982 1991 1994	1982-85	1991 1994	1982-85 1991 1994-95	January 1991	March 1991	1982 1991 1994	
UGANDA	1990-present	1994	1990-94	1994-97				
UNITED KINGDOM		1974-76	No	1975-76 1984				
UNITED STATES	1980-92	1984-91	1981-92					
URUGUAY	1981-85	1981-84	1981-85	1981-84	March 1971 March 1981	December 1971 June 1985	1981	
VENEZUELA	1994-present	1980? 1994/95	1993-94	1978-86 1994-97	October 1993	August 1994	1980 1993	

Note: "present" means the last year of the study. "No" means that no crisis is identified. Caprio and Klingebiel (1996a) compile their dataset by using published sources or interviews with experts familiar with individual episodes. Demirgüç-Kunt and Detragiache (1998) use the following sources: Caprio and Klingebiel (1996a), Drees and Pazarbasioglu (1995), Kaminsky and Reinhart (1996), Lindgren, Garcia, and Saal (1996), and Sheng (1996). Glick and Hutchison (2001) use the following sources: Caprio and Klingebiel (1996a) and Demirgüç-Kunt and Detragiache (1998). Bordo and Schwarz (2000) compile the crises dates from IMF World Economic Outlook (1998) Chapter IV. Bordo, Eichengreen, Klingebiel, and Martinez-Peria use the following sources: Caprio and Klingebiel (1996a, 1999) and IMF (1998). They correct a number of anomalies in the crisis chronology before proceeding. Kaminsky and Reinhart use the following sources: American Banker, various issues; Caprio and Klingebiel (1996a); New York Times, various issues; Sundararajan et al. (1991); Wall Street Journal, various issues.

Table 2: Comparison of banking crises timing, example one, threshold=98.5%

Country	CK (1996)	Window=12M	Window=18M	Window=24M	Window=30M	Window=36M	Window=42M	Window=48M
Argentina	1980-82 1989-90 1995	1989M6 1990M10	1989M6	1989M6	1989M6	1989M6	1989M6	1989M6
Brazil	1994	1989M12	1989M12	1989M12	1989M12	1989M12	1989M12	1989M12
Chile	1981-83	1984M10	1984M10	1984M10	1984M10	1984M10	1984M10	1984M10
Cote d'Ivoire	1988-91	1980M8 1995M11	1980M8 1995M11	1980M8 1995M11	1980M8 1995M11	1980M8 1995M11	1980M8 1995M11	1980M8 1995M11
Finland	1991-93	1989M12	1989M12	1989M12	1989M12	1989M12	1989M12	1989M12
Ghana	1982-89	1984M6 1989M10	1984M6 1989M10	1984M6 1989M10	1984M6 1989M10	1984M6 1989M10	1984M6 1989M10	1984M6 1989M10
Indonesia	1992-94	1984M11	1984M11	1984M11	1984M11	1984M11	1984M11	1984M11
Kenya	1986-89	1993M3	1993M3	1993M3	1993M3	1993M3	1993M3	1993M3
Nigeria	1990s	1989M12 1996M2	1989M12 1996M2	1989M12 1996M2	1989M12 1996M2	1989M12 1996M2	1989M12 1996M2	1989M12 1996M2
Senegal	1988-91	1995M9	1995M9	1995M9	1995M9	1995M9	1995M9	1995M9
Spain	1977-85	1983M8 1993M4	1983M8 1993M4	1983M8 1993M4	1983M8 1993M4	1983M8 1993M4	1983M8 1993M4	1983M8 1993M4
Thailand	1983-87	1981M5	1981M5	1981M5	1981M5	1981M5	1981M5	1981M5
Turkey	1982-85	1981M2 1996M1	1981M2 1996M1	1981M2 1996M1	1981M2 1996M1	1981M2 1996M1	1981M2 1996M1	1981M2 1996M1
Uruguay	1981-84	1983M1	1983M1	1983M1	1983M1	1983M1	1983M1	1983M1
Venezuela	1994/95	1988M11 1990M10	1988M11 1990M10	1988M11	1988M11	1988M11	1988M11	1988M11

Note: CK denotes Caprio and Klingebiel (1996a). We mark the crisis when the timing of our index method coincides, or falls within two years prior to or after the timing of Caprio and Klingebiel (1996a).

Figure 1: Index of money market pressure, example one, threshold=98.5 percentile

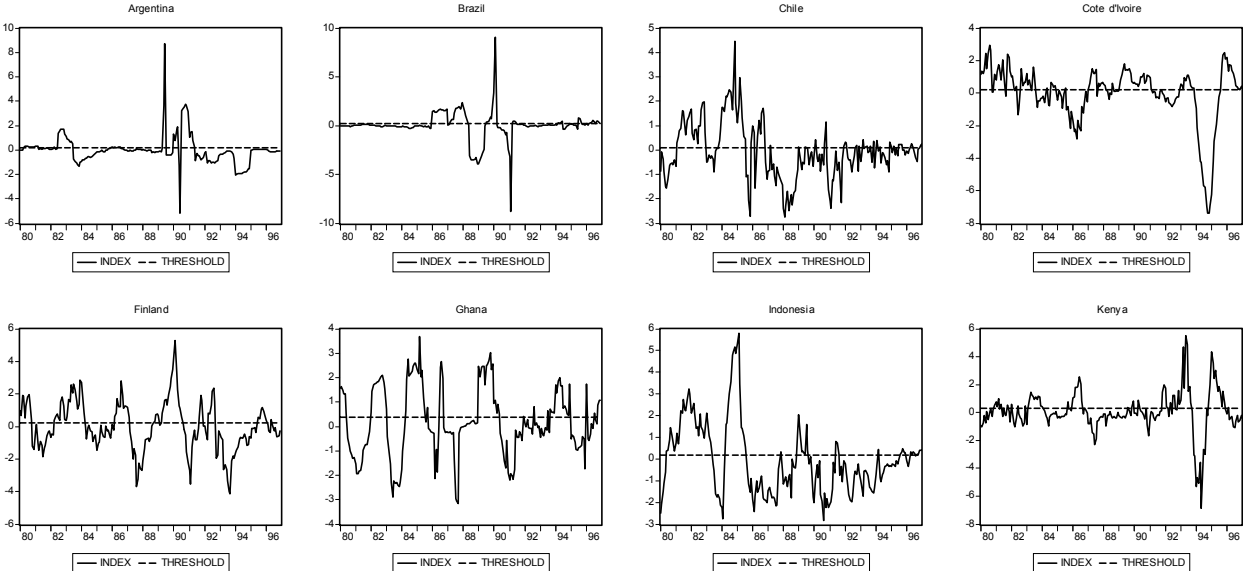


Figure 1: Index of money market pressure, example one, threshold=98.5 percentile, continue

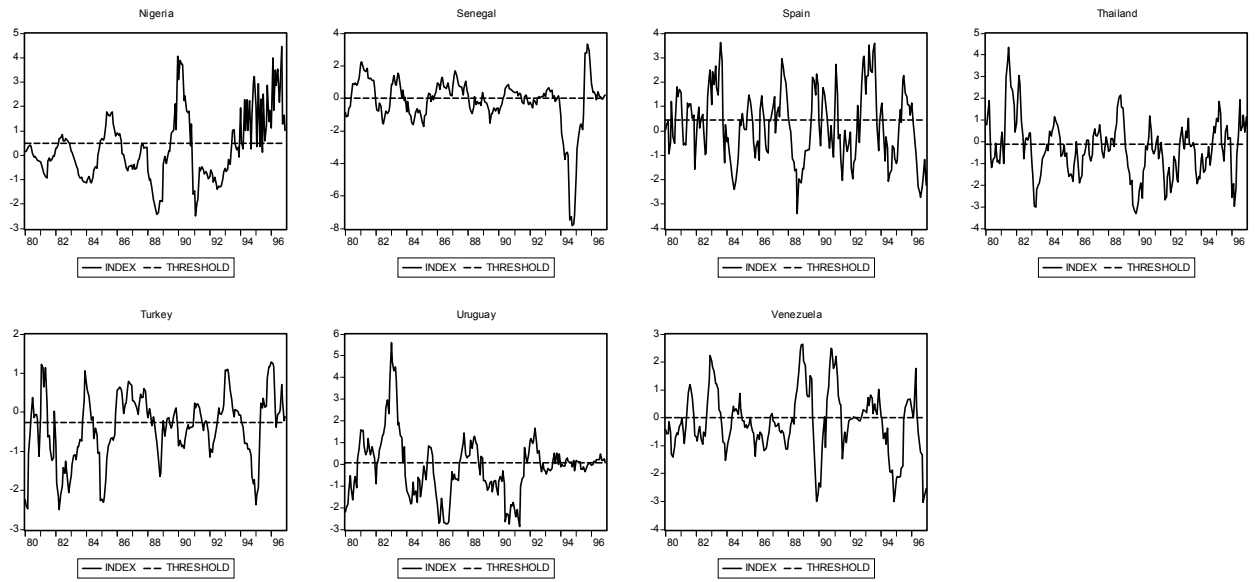




Table 3: Correlations between the index of money market pressure and its components, example one

	Index	Component 1	Component 2
Index	1.00	0.70	0.69
Component 1		1.00	-0.03
Component 2			1.00

Note: Component 1 is changes in central banks funds to bank deposits ratio and component 2 is changes in real interest rates.

Table 4: Relative weights of components in crisis period, example one, threshold=98.5 percentile, window=48 months

Country	Crises dates	Index value	Component 1 (%)	Component 2 (%)
Argentina	1989M6	8.68	-0.19(2.1)	8.87(97.9)
Brazil	1989M12	2.53	0.06(2.4)	2.46(97.2)
Chile	1984M10	2.55	1.10(43.1)	1.45(56.9)
Cote d'Ivoire	1980M8	2.92	1.34(45.9)	1.58(54.1)
Cote d'Ivoire	1995M11	2.50	0.14(5.6)	2.36(94.4)
Finland	1989M12	3.51	2.31(65.8)	1.20(34.2)
Ghana	1984M6	2.76	0.00(0.0)	2.76(100.0)
Ghana	1989M10	3.02	2.94(97.4)	0.08(2.6)
Indonesia	1984M11	5.18	2.50(48.3)	2.68(51.7)
Kenya	1993M3	4.49	4.21(93.8)	0.27(6.0)
Nigeria	1989M12	4.06	3.16(77.8)	0.90(22.2)
Nigeria	1996M2	4.01	2.78(69.3)	1.22(30.4)
Senegal	1995M9	2.79	0.08(2.9)	2.71(97.1)
Spain	1983M8	3.63	0.60(16.5)	3.03(83.5)
Spain	1993M4	3.52	2.58(73.3)	0.93(26.4)
Thailand	1981M5	3.21	0.26(8.1)	2.95(91.9)
Turkey	1981M2	1.22	-1.78(37.3)	2.99(62.7)
Turkey	1996M1	1.28	-0.12(7.9)	1.40(92.1)
Uruguay	1983M1	5.63	4.07(72.3)	1.56(27.7)
Venezuela	1988M11	2.62	2.37(90.5)	0.25(9.5)
<b>AVERAGE</b>			<b>(43.0)</b>	<b>(57.0)</b>

Note: Component 1 is changes in central banks funds to bank deposits ratio and component 2 is changes in real interest rates. Figures in parentheses are percentage weights.

Table 5: Banking crises timing, example two, threshold=98.5 percentile

Country	Existing research	Window=12M	Window=18M	Window=24M	Window=30M	Window=36M	Window=42M	Window=48M
Austria		1980M1	1980M1	1980M1	1980M1	1980M1	1980M1	1980M1
Denmark	1987-92	1982M11 1993M2	1982M11 1993M2	1982M11 1993M2	1982M11 1993M2	1982M11 1993M2	1982M11 1993M2	1982M11 1993M2
Finland	1991-94	1989M12	1989M12	1989M12	1989M12	1989M12	1989M12	1989M12
Germany	1990-93	1988M12	1988M12	1988M12	1988M12	1988M12	1988M12	1988M12
Greece	1991-95	1992M4 1993M10	1992M4	1992M4	1992M4	1992M4	1992M4	1992M4
Iceland	1985-86 1995	1985M1	1985M1	1985M1	1985M1	1985M1	1985M1	1985M1
Ireland	1985	1992M11	1992M11	1992M11	1992M11	1992M11	1992M11	1992M11
Italy	1990-95	1992M7	1992M7	1992M7	1992M7	1992M7	1992M7	1992M7
Japan	1992- present	1980M7 1985M12	1980M7 1985M12	1980M7 1985M12	1980M7 1985M12	1980M7 1985M12	1980M7 1985M12	1980M7 1985M12
Netherlands		1981M8 1985M5 1986M12	1981M8 1985M5 1986M12	1981M8 1985M5	1981M8 1985M5	1981M8 1985M5	1981M8 1985M5	1981M8 1986M12
Portugal	1986-89	1985M7 1991M12	1985M7 1991M12	1985M7 1991M12	1985M7 1991M12	1985M7 1991M12	1985M7 1991M12	1985M7 1991M12
Spain	1977-85	1983M8 1993M4	1983M8 1993M4	1983M8 1993M4	1983M8 1993M4	1983M8 1993M4	1983M8 1993M4	1983M8 1993M4
Sweden	1990-93	1992M9	1992M9	1992M9	1992M9	1992M9	1992M9	1992M9
Switzerland		1983M5 1989M8	1983M5 1989M8	1983M5 1989M8	1983M5 1989M8	1983M5 1989M8	1983M5 1989M8	1983M5 1989M8

Note: We mark the crisis when the timing of our index method coincides, or falls within two years prior to or after the timing of existing research.

Figure 2: Index of money market pressure, example two, threshold=98.5 percentile

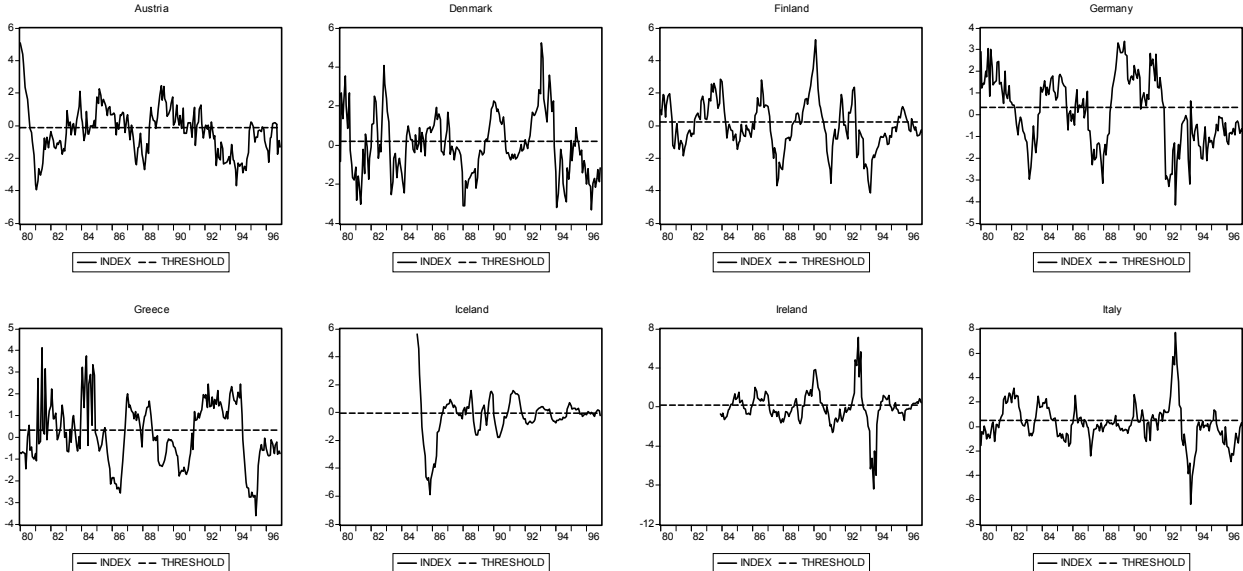


Figure 2: Index of money market pressure, example two, threshold=98.5 percentile, continue

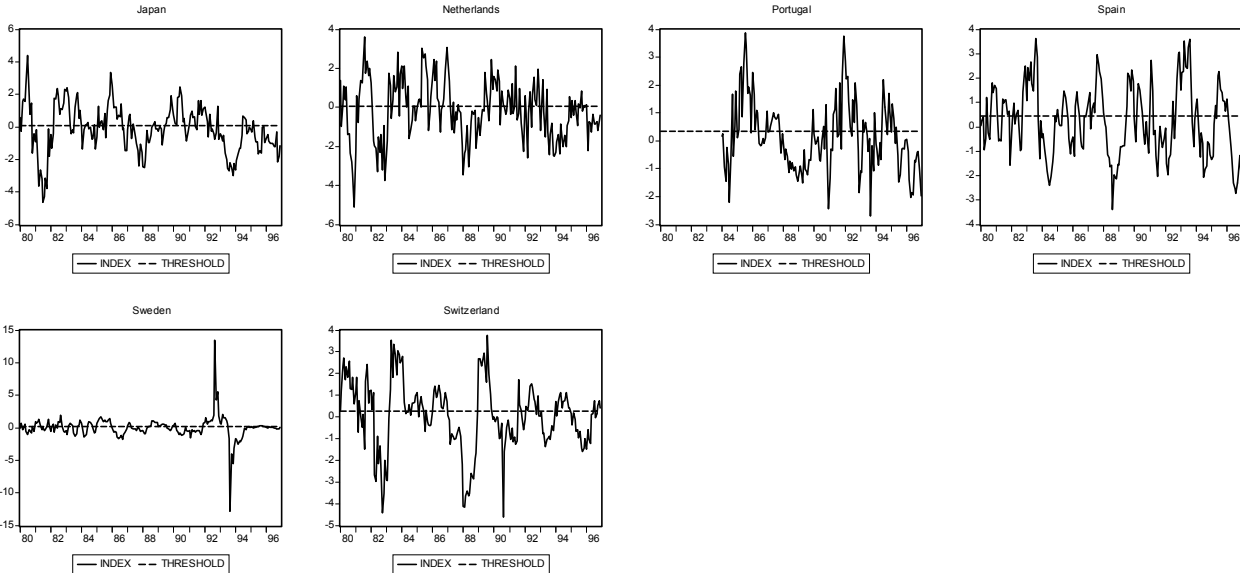


Table 6: Correlations between the index of money market pressure and its components, example two

	Index	Component 1	Component 2
Index	1.00	0.77	0.78
Component 1		1.00	0.20
Component 2			1.00

Note: Component 1 is changes in central banks funds to bank deposits ratio and component 2 is changes in real interest rates.

Table 7: Relative weights of components in crisis period, example two, threshold=98.5 percentile, window=48M

Country	Crises dates	Index value	Component 1(%)	Component 2(%)
Austria	1980M1	5.07	4.07(80.3)	1.00(19.7)
Denmark	1982M11	4.08	0.79(19.4)	3.29(80.6)
Denmark	1993M2	5.24	1.79(34.2)	3.45(65.8)
Finland	1989M12	3.51	2.31(65.8)	1.20(34.2)
Germany	1988M12	3.32	2.71(81.6)	0.61(18.4)
Greece	1992M4	2.59	0.95(36.7)	1.65(63.7)
Iceland	1985M1	5.60	0.26(4.6)	5.34(95.4)
Ireland	1992M11	7.11	2.54(35.7)	4.57(64.3)
Italy	1992M7	5.74	3.54(61.7)	2.20(38.3)
Japan	1980M7	4.40	1.39(31.6)	3.01(68.4)
Japan	1985M12	3.35	1.09(32.5)	2.26(67.5)
Netherlands	1981M8	3.59	1.88(52.4)	1.71(47.6)
Netherlands	1986M12	3.07	1.90(61.9)	1.17(38.1)
Portugal	1985M7	3.87	0.11(2.8)	3.76(97.2)
Portugal	1991M12	3.77	0.77(20.4)	3.00(79.6)
Spain	1983M8	3.63	0.60(16.5)	3.03(83.5)
Spain	1993M4	3.52	2.58(73.3)	0.93(26.4)
Sweden	1992M9	13.46	4.17(31.0)	9.29(69.0)
Switzerland	1983M5	3.52	1.53(43.5)	1.99(56.5)
Switzerland	1989M8	3.74	0.62(16.6)	3.12(83.4)
AVERAGE			(40.0)	(60.0)

Note: Component 1 is changes in central banks funds to bank deposits ratio and component 2 is changes in real interest rates. Figures in parentheses are percentage weights.

Table 8: Banking crises dates of 47 countries, threshold=98.5 percentile

Country	Window width=8Q	Country	Window width=8Q
Austria	1997Q4	Mexico	1989Q2
Burundi	1998Q4	Nepal	1984Q4
Chile	1984Q4	Netherlands	1986Q4
Cyprus	1986Q1	New Zealand	1983Q1
Denmark	1993Q1	Nigeria	1996Q3
Ecuador	1984Q2	Niger	1982Q3
Egypt	1990Q4	Papua New Guinea	1981Q2
El Salvador	1987Q4	Peru	1990Q2
Finland	1989Q4	Portugal	1985Q3
France	1981Q3	Senegal	1995Q4
Germany	1988Q4	Seychelles	1982Q2
Greece	1981Q2	South Africa	1990Q1
Guatemala	1991Q4	Spain	1983Q3
Honduras	1985Q4	Sri Lanka	1983Q3
India	1999Q4	Swaziland	1982Q1
Indonesia	1998Q1	Sweden	1992Q3
Ireland	1992Q4	Switzerland	1998Q4
Israel	1984Q3	Thailand	1998Q1
Italy	1992Q3	Togo	1980Q3
Jamaica	1997Q1	Turkey	2001Q1
Japan	1998Q3	Uganda	1989Q3
Kenya	1993Q2	Uruguay	1983Q1
Korea	1998Q1	United States	1981Q3

Table 9: Explanatory Variables and Data Sources

Variable Name	Definition	Sources
<b>MACROECONOMIC VARIABLES</b>		
GROWTH (%)	Growth rate of real GDP	IFS line 99bvp or 99b.p
DEPRECIATION (%)	Changes of nominal exchange rates	IFS line RF
OVERERRER (%)	Overvaluation of real exchange rate (An increase in number means a real depreciation)	Deviation from H-P filter
RLINTEREST (%)	Real interest rates	Nominal interest rates are from IFS line 60b; Inflation rates are from IFS line 64
INFLATION (%)	Inflation rates	IFS line 64
SURPLUS/GDP (%)	Ratio of budget surplus to GDP	Surplus from IFS line 80; GDP from line 99b
DGROWTH (dummy)	Dummy for severe recession	GROWTH<-5%
DINFLATION (dummy)	Dummy for high inflation	INFLATION>20%
MBGRO (%)	Growth rate of monetary base	IFS line 14
CREDITGRO (%)	Growth rate of real domestic credit	IFS line 32d ÷ line 64
<b>FINANCIAL VARIABLES</b>		
PRIVATE/GDP	Ratio of domestic credit to private sector to GDP	Domestic credit to private sector from IFS line 32d
CASH/BANK (%)	Ratio of bank liquid reserves to bank assets	Bank liquid reserves from IFS line 20; Bank assets from IFS line 21 plus lines 22a to 22f
<b>INSTITUTIONAL VARIABLES</b>		
GDP/CAP (1000 dollars/person)	Real GDP per capita	Population is IFS line 99z
DEPOSITINS (dummy)	Dummy variable for existence of explicit deposit insurance	Garcia (1999), Demirgüç-Kunt and Detragiache (2002)
FL (dummy)	Dummy variable for financial liberalization	Demirgüç-Kunt and Detragiache (1998), Glick and Hutchison (2001)

*Note:* Countries included in the sample are Austria, Burundi, Chile, Cyprus, Denmark, Ecuador, Egypt, El Salvador, Finland, France, Germany, Greece, Guatemala, Honduras, India, Indonesia, Ireland, Israel, Italy, Jamaica, Japan, Kenya, Korea, Mexico, Nepal, Netherlands, New Zealand, Niger, Nigeria, Papua New Guinea, Peru, Portugal, Senegal, Seychelles, South Africa, Spain, Sri Lanka, Swaziland, Sweden, Switzerland, Thailand, Togo, Turkey, Uganda, United States, Uruguay, and Venezuela. Argentina and Brazil are excluded because they are outliers with respect to inflation and real interest rates.

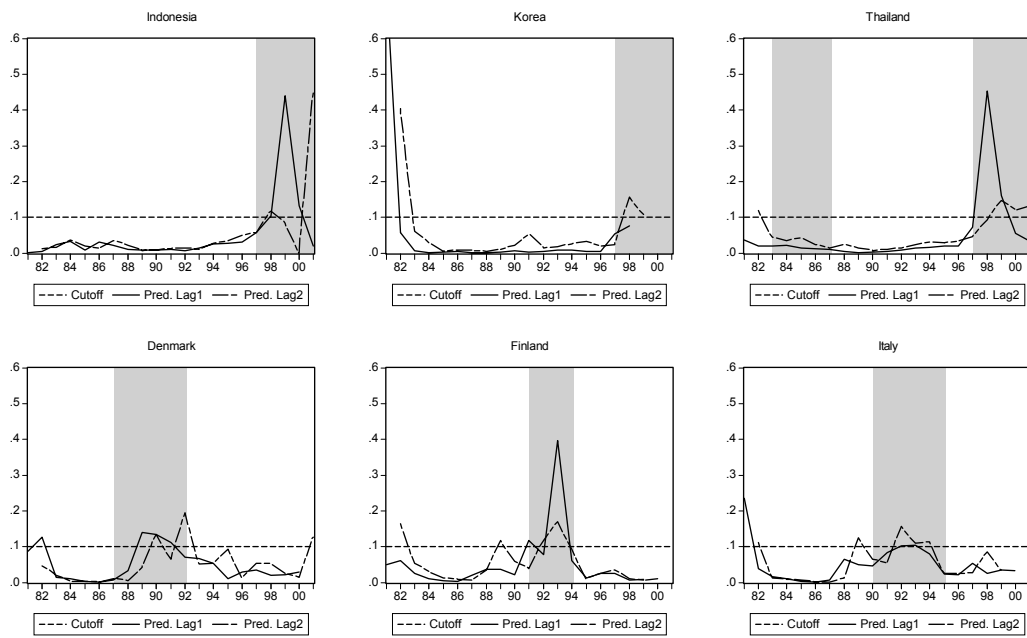
Table 10: Conditional logit regressions, threshold=98.5 percentile, window width=8 quarters

	Model 1	Model 2	Model 3	Model 4	Model 5	Model 6
	Macroeconomic variables					
GROWTH (-1)	-0.23*** (-3.34)	-0.27*** (-3.61)	-0.29*** (-3.76)	-0.27*** (-3.50)	-0.30*** (-3.33)	-0.28*** (-3.85)
DEPRECIATION (-1)	0.01 (0.82)	0.01 (1.00)	0.01 (0.91)	0.01 (0.94)	-0.002 (-0.12)	
OVERRER (-1)	-0.04*** (-2.58)	-0.05*** (-2.58)	-0.05*** (-2.61)	-0.05*** (-2.52)	-0.02 (-0.85)	-0.03* (-1.86)
RLINTEREST (-1)	-0.03 (-1.07)	-0.03 (-1.17)	-0.03 (-0.99)	-0.03 (-1.06)	-0.09** (-2.08)	-0.08*** (-2.84)
INFLATION (-1)	0.02 (0.87)	0.02 (0.85)	0.02 (0.61)	0.01 (0.42)	0.04 (1.07)	
SURPLUS/GDP (-1)	-0.07 (-1.17)	-0.08* (-1.83)	-0.06 (-1.39)	-0.06 (-1.26)	-0.10 (-1.45)	-0.10*** (-2.78)
DGROWTH (-1)	-2.04* (-1.62)	-2.74** (-2.09)	-2.70** (-2.02)	-2.52* (-1.86)	-2.78* (-1.80)	-2.55* (-1.82)
DINFLATION (-1)	1.12 (1.56)	1.15 (1.51)	1.59* (1.89)	1.61* (1.90)	1.41 (1.41)	1.86** (2.39)
MBGRO (-1)		-0.0003 (-0.04)	0.003 (0.29)	0.004 (0.40)	0.007 (0.60)	
CREDITGRO (-1)		0.01 (0.92)	0.01 (0.94)	0.01 (0.69)	0.01 (0.69)	
	Financial variables					
PRIVATE/GDP (-1)		0.40 (0.29)	0.59 (0.41)	0.57 (0.39)	0.51 (0.22)	
CASH/BANK (-1)		-0.05 (-1.25)	-0.04 (-1.02)	-0.04 (-0.93)	-0.07 (-1.20)	
	Institutional variables					
GDP/CAP (-1)			-0.05 (-0.90)	-0.06 (-0.94)	-0.07 (-1.01)	
FL (-1)		0.9 (1.22)	0.56 (0.73)	0.34 (0.42)	0.81 (0.90)	
DEPOSITEX (-1)			1.60* (1.76)	1.53* (1.65)	2.32** (2.10)	2.05*** (2.58)
Events dummy						
DEVENT				0.59 (1.14)	1.02 (1.32)	
Interaction effect						
DEVENT*GROWTH					-0.21* (-1.89)	-0.21** (-2.28)
DEVENT*DEPRECIATION					0.02 (1.36)	
DEVENT*OVERRER					-0.01 (-0.29)	
DEVENT*RLINTEREST					0.01 (0.62)	
DEVENT*INFLATION					-0.03 (-1.34)	
Number of crises	39	37	37	37	35	37
Number of observations	724	714	714	714	701	713
LR statistic	60.53***	64.21***	67.45***	68.75***	84.97***	70.88***
AIC	178.18	173.88	174.64	175.34	162.94	161.67
	Prediction classification (CUTOFF=10%)					
% Total correct	89	89	89	88	88	88
% Crises correct	54	59	57	59	66	65
% Non-crisis correct	91	90	91	90	89	90
Signal-to-noise ratio	5.76	6.10	6.10	5.83	6.25	6.24
	Prediction classification (CUTOFF=5%)					
% Total correct	74	76	76	77	78	74
% Crises correct	72	78	76	76	77	73
% Non-crisis correct	74	75	76	77	78	74
Signal-to-noise ratio	2.75	3.20	3.18	3.24	3.52	2.82

Note: Numbers in parentheses are z-statistics. The sign "\*\*", "\*\*\*", and "\*\*\*\*" indicate significance levels of 10, 5, and 1 percent respectively.



Figure 3: Predicted probability of banking crises in selected countries



Note: The shadow area denotes the crises periods compiled from Caprio and Klingebiel (2003).

<b>2008</b>		
B01-08	<b>Euro-Diplomatie durch gemeinsame „Wirtschaftsregierung“</b>	<i>Martin Seidel</i>
<b>2007</b>		
B03-07	<b>Löhne und Steuern im Systemwettbewerb der Mitgliedstaaten der Europäischen Union</b>	<i>Martin Seidel</i>
B02-07	<b>Konsolidierung und Reform der Europäischen Union</b>	<i>Martin Seidel</i>
B01-07	<b>The Ratification of European Treaties - Legal and Constitutional Basis of a European Referendum.</b>	<i>Martin Seidel</i>
<b>2006</b>		
B03-06	<b>Financial Frictions, Capital Reallocation, and Aggregate Fluctuations</b>	<i>Jürgen von Hagen, Haiping Zhang</i>
B02-06	<b>Financial Openness and Macroeconomic Volatility</b>	<i>Jürgen von Hagen, Haiping Zhang</i>
B01-06	<b>A Welfare Analysis of Capital Account Liberalization</b>	<i>Jürgen von Hagen, Haiping Zhang</i>
<b>2005</b>		
B11-05	<b>Das Kompetenz- und Entscheidungssystem des Vertrages von Rom im Wandel seiner Funktion und Verfassung</b>	<i>Martin Seidel</i>
B10-05	<b>Die Schutzklauseln der Beitrittsverträge</b>	<i>Martin Seidel</i>
B09-05	<b>Measuring Tax Burdens in Europe</b>	<i>Guntram B. Wolff</i>
B08-05	<b>Remittances as Investment in the Absence of Altruism</b>	<i>Gabriel González-König</i>
B07-05	<b>Economic Integration in a Multicore World?</b>	<i>Christian Volpe Martinicus, Jennifer Pédussel Wu</i>
B06-05	<b>Banking Sector (Under?)Development in Central and Eastern Europe</b>	<i>Jürgen von Hagen, Valeriya Dinger</i>
B05-05	<b>Regulatory Standards Can Lead to Predation</b>	<i>Stefan Lutz</i>
B04-05	<b>Währungspolitik als Sozialpolitik</b>	<i>Martin Seidel</i>
B03-05	<b>Public Education in an Integrated Europe: Studying to Migrate and Teaching to Stay?</b>	<i>Panu Poutvaara</i>
B02-05	<b>Voice of the Diaspora: An Analysis of Migrant Voting Behavior</b>	<i>Jan Fidrmuc, Orla Doyle</i>
B01-05	<b>Macroeconomic Adjustment in the New EU Member States</b>	<i>Jürgen von Hagen, Iulia Traistaru</i>
<b>2004</b>		
B33-04	<b>The Effects of Transition and Political Instability On Foreign Direct Investment Inflows: Central Europe and the Balkans</b>	<i>Josef C. Brada, Ali M. Kutan, Tanner M. Yigit</i>
B32-04	<b>The Choice of Exchange Rate Regimes in Developing Countries: A Multinomial Panel Analysis</b>	<i>Jürgen von Hagen, Jizhong Zhou</i>
B31-04	<b>Fear of Floating and Fear of Pegging: An Empirical Analysis of De Facto Exchange Rate Regimes in Developing Countries</b>	<i>Jürgen von Hagen, Jizhong Zhou</i>
B30-04	<b>Der Vollzug von Gemeinschaftsrecht über die Mitgliedstaaten und seine Rolle für die EU und den Beitrittsprozess</b>	<i>Martin Seidel</i>
B29-04	<b>Deutschlands Wirtschaft, seine Schulden und die Unzulänglichkeiten der einheitlichen Geldpolitik im Eurosystem</b>	<i>Dieter Spethmann, Otto Steiger</i>
B28-04	<b>Fiscal Crises in U.S. Cities: Structural and Non-structural Causes</b>	<i>Guntram B. Wolff</i>
B27-04	<b>Firm Performance and Privatization in Ukraine</b>	<i>Galyna Grygorenko, Stefan Lutz</i>
B26-04	<b>Analyzing Trade Opening in Ukraine: Effects of a Customs Union with the EU</b>	<i>Oksana Harbuzyuk, Stefan Lutz</i>
B25-04	<b>Exchange Rate Risk and Convergence to the Euro</b>	<i>Lucjan T. Orlowski</i>
B24-04	<b>The Endogeneity of Money and the Eurosystem</b>	<i>Otto Steiger</i>
B23-04	<b>Which Lender of Last Resort for the Eurosystem?</b>	<i>Otto Steiger</i>
B22-04	<b>Non-Discretionary Monetary Policy: The Answer for Transition Economies?</b>	<i>Elham-Mafi Kreft, Steven F. Kreft</i>
B21-04	<b>The Effectiveness of Subsidies Revisited: Accounting for Wage and Employment Effects in Business R+D</b>	<i>Volker Reinthaler, Guntram B. Wolff</i>
B20-04	<b>Money Market Pressure and the Determinants of Banking Crises</b>	<i>Jürgen von Hagen, Tai-kuang Ho</i>
B19-04	<b>Die Stellung der Europäischen Zentralbank nach dem Verfassungsvertrag</b>	<i>Martin Seidel</i>

B18-04	<b>Transmission Channels of Business Cycles Synchronization in an Enlarged EMU</b>	<i>Iulia Traistaru</i>
B17-04	<b>Foreign Exchange Regime, the Real Exchange Rate and Current Account Sustainability: The Case of Turkey</b>	<i>Sübidey Togan, Hasan Ersel</i>
B16-04	<b>Does It Matter Where Immigrants Work? Traded Goods, Non-traded Goods, and Sector Specific Employment</b>	<i>Harry P. Bowen, Jennifer Pédussel Wu</i>
B15-04	<b>Do Economic Integration and Fiscal Competition Help to Explain Local Patterns?</b>	<i>Christian Volpe Martincus</i>
B14-04	<b>Euro Adoption and Maastricht Criteria: Rules or Discretion?</b>	<i>Jiri Jonas</i>
B13-04	<b>The Role of Electoral and Party Systems in the Development of Fiscal Institutions in the Central and Eastern European Countries</b>	<i>Sami Yläoutinen</i>
B12-04	<b>Measuring and Explaining Levels of Regional Economic Integration</b>	<i>Jennifer Pédussel Wu</i>
B11-04	<b>Economic Integration and Location of Manufacturing Activities: Evidence from MERCOSUR</b>	<i>Pablo Sanguinetti, Iulia Traistaru, Christian Volpe Martincus</i>
B10-04	<b>Economic Integration and Industry Location in Transition Countries</b>	<i>Laura Resmini</i>
B09-04	<b>Testing Creditor Moral Hazard in Sovereign Bond Markets: A Unified Theoretical Approach and Empirical Evidence</b>	<i>Ayse Y. Evrensel, Ali M. Kutan</i>
B08-04	<b>European Integration, Productivity Growth and Real Convergence</b>	<i>Taner M. Yigit, Ali M. Kutan</i>
B07-04	<b>The Contribution of Income, Social Capital, and Institutions to Human Well-being in Africa</b>	<i>Mina Baliamoune-Lutz, Stefan H. Lutz</i>
B06-04	<b>Rural Urban Inequality in Africa: A Panel Study of the Effects of Trade Liberalization and Financial Deepening</b>	<i>Mina Baliamoune-Lutz, Stefan H. Lutz</i>
B05-04	<b>Money Rules for the Eurozone Candidate Countries</b>	<i>Lucjan T. Orłowski</i>
B04-04	<b>Who is in Favor of Enlargement? Determinants of Support for EU Membership in the Candidate Countries' Referenda</b>	<i>Orla Doyle, Jan Fidrmuc</i>
B03-04	<b>Over- and Underbidding in Central Bank Open Market Operations Conducted as Fixed Rate Tender</b>	<i>Ulrich Bindseil</i>
B02-04	<b>Total Factor Productivity and Economic Freedom Implications for EU Enlargement</b>	<i>Ronald L. Moomaw, Euy Seok Yang</i>
B01-04	<b>Die neuen Schutzklauseln der Artikel 38 und 39 des Beitrittsvertrages: Schutz der alten Mitgliedstaaten vor Störungen durch die neuen Mitgliedstaaten</b>	<i>Martin Seidel</i>
<b>2003</b>		
B29-03	<b>Macroeconomic Implications of Low Inflation in the Euro Area</b>	<i>Jürgen von Hagen, Boris Hofmann</i>
B28-03	<b>The Effects of Transition and Political Instability on Foreign Direct Investment: Central Europe and the Balkans</b>	<i>Josef C. Brada, Ali M. Kutan, Taner M. Yigit</i>
B27-03	<b>The Performance of the Euribor Futures Market: Efficiency and the Impact of ECB Policy Announcements (Electronic Version of International Finance)</b>	<i>Kerstin Bernoth, Juergen von Hagen</i>
B26-03	<b>Sovereign Risk Premia in the European Government Bond Market (überarbeitete Version zum Herunterladen)</b>	<i>Kerstin Bernoth, Juergen von Hagen, Ludger Schulknecht</i>
B25-03	<b>How Flexible are Wages in EU Accession Countries?</b>	<i>Anna Iara, Iulia Traistaru</i>
B24-03	<b>Monetary Policy Reaction Functions: ECB versus Bundesbank</b>	<i>Bernd Hayo, Boris Hofmann</i>
B23-03	<b>Economic Integration and Manufacturing Concentration Patterns: Evidence from Mercosur</b>	<i>Iulia Traistaru, Christian Volpe Martincus</i>
B22-03	<b>Reformzwänge innerhalb der EU angesichts der Osterweiterung</b>	<i>Martin Seidel</i>
B21-03	<b>Reputation Flows: Contractual Disputes and the Channels for Inter-Firm Communication</b>	<i>William Pyle</i>
B20-03	<b>Urban Primacy, Gigantism, and International Trade: Evidence from Asia and the Americas</b>	<i>Ronald L. Moomaw, Mohammed A. Alwosabi</i>
B19-03	<b>An Empirical Analysis of Competing Explanations of Urban Primacy Evidence from Asia and the Americas</b>	<i>Ronald L. Moomaw, Mohammed A. Alwosabi</i>

B18-03	<b>The Effects of Regional and Industry-Wide FDI Spillovers on Export of Ukrainian Firms</b>	<i>Stefan H. Lutz, Oleksandr Talavera, Sang-Min Park</i>
B17-03	<b>Determinants of Inter-Regional Migration in the Baltic States</b>	<i>Mihails Hazans</i>
B16-03	<b>South-East Europe: Economic Performance, Perspectives, and Policy Challenges</b>	<i>Iulia Traistaru, Jürgen von Hagen</i>
B15-03	<b>Employed and Unemployed Search: The Marginal Willingness to Pay for Attributes in Lithuania, the US and the Netherlands</b>	<i>Jos van Ommeren, Mihails Hazans</i>
B14-03	<b>FICs and Economic Activity: Some International Evidence</b>	<i>Charles Goodhart, Boris Hofmann</i>
B13-03	<b>The IS Curve and the Transmission of Monetary Policy: Is there a Puzzle?</b>	<i>Charles Goodhart, Boris Hofmann</i>
B12-03	<b>What Makes Regions in Eastern Europe Catching Up? The Role of Foreign Investment, Human Resources, and Geography</b>	<i>Gabriele Tondl, Goran Vuksic</i>
B11-03	<b>Die Weisungs- und Herrschaftsmacht der Europäischen Zentralbank im europäischen System der Zentralbanken - eine rechtliche Analyse</b>	<i>Martin Seidel</i>
B10-03	<b>Foreign Direct Investment and Perceptions of Vulnerability to Foreign Exchange Crises: Evidence from Transition Economies</b>	<i>Josef C. Brada, Vladimír Tomsík</i>
B09-03	<b>The European Central Bank and the Eurosystem: An Analysis of the Missing Central Monetary Institution in European Monetary Union</b>	<i>Gunnar Heinsohn, Otto Steiger</i>
B08-03	<b>The Determination of Capital Controls: Which Role Do Exchange Rate Regimes Play?</b>	<i>Jürgen von Hagen, Jizhong Zhou</i>
B07-03	<b>Nach Nizza und Stockholm: Stand des Binnenmarktes und Prioritäten für die Zukunft</b>	<i>Martin Seidel</i>
B06-03	<b>Fiscal Discipline and Growth in Euroland. Experiences with the Stability and Growth Pact</b>	<i>Jürgen von Hagen</i>
B05-03	<b>Reconsidering the Evidence: Are Eurozone Business Cycles Converging?</b>	<i>Michael Massmann, James Mitchell</i>
B04-03	<b>Do Ukrainian Firms Benefit from FDI?</b>	<i>Stefan H. Lutz, Oleksandr Talavera</i>
B03-03	<b>Europäische Steuerkoordination und die Schweiz</b>	<i>Stefan H. Lutz</i>
B02-03	<b>Commuting in the Baltic States: Patterns, Determinants, and Gains</b>	<i>Mihails Hazans</i>
B01-03	<b>Die Wirtschafts- und Währungsunion im rechtlichen und politischen Gefüge der Europäischen Union</b>	<i>Martin Seidel</i>
<b>2002</b>		
B30-02	<b>An Adverse Selection Model of Optimal Unemployment Assurance</b>	<i>Marcus Hagedorn, Ashok Kaul, Tim Mennel</i>
B29B-02	<b>Trade Agreements as Self-protection</b>	<i>Jennifer Pédussel Wu</i>
B29A-02	<b>Growth and Business Cycles with Imperfect Credit Markets</b>	<i>Debajyoti Chakrabarty</i>
B28-02	<b>Inequality, Politics and Economic Growth</b>	<i>Debajyoti Chakrabarty</i>
B27-02	<b>Poverty Traps and Growth in a Model of Endogenous Time Preference</b>	<i>Debajyoti Chakrabarty</i>
B26-02	<b>Monetary Convergence and Risk Premiums in the EU Candidate Countries</b>	<i>Lucjan T. Orłowski</i>
B25-02	<b>Trade Policy: Institutional Vs. Economic Factors</b>	<i>Stefan Lutz</i>
B24-02	<b>The Effects of Quotas on Vertical Intra-industry Trade</b>	<i>Stefan Lutz</i>
B23-02	<b>Legal Aspects of European Economic and Monetary Union</b>	<i>Martin Seidel</i>
B22-02	<b>Der Staat als Lender of Last Resort - oder: Die Achillesverse des Eurosystems</b>	<i>Otto Steiger</i>
B21-02	<b>Nominal and Real Stochastic Convergence Within the Transition Economies and to the European Union: Evidence from Panel Data</b>	<i>Ali M. Kutan, Taner M. Yigit</i>
B20-02	<b>The Impact of News, Oil Prices, and International Spillovers on Russian Financial Markets</b>	<i>Bernd Hayo, Ali M. Kutan</i>

B19-02	<b>East Germany: Transition with Unification, Experiments and Experiences</b>	<i>Jürgen von Hagen, Rolf R. Strauch, Guntram B. Wolff</i>
B18-02	<b>Regional Specialization and Employment Dynamics in Transition Countries</b>	<i>Iulia Traistaru, Guntram B. Wolff</i>
B17-02	<b>Specialization and Growth Patterns in Border Regions of Accession Countries</b>	<i>Laura Resmini</i>
B16-02	<b>Regional Specialization and Concentration of Industrial Activity in Accession Countries</b>	<i>Iulia Traistaru, Peter Nijkamp, Simonetta Longhi</i>
B15-02	<b>Does Broad Money Matter for Interest Rate Policy?</b>	<i>Matthias Brückner, Andreas Schaber</i>
B14-02	<b>The Long and Short of It: Global Liberalization, Poverty and Inequality</b>	<i>Christian E. Weller, Adam Hersch</i>
B13-02	<b>De Facto and Official Exchange Rate Regimes in Transition Economies</b>	<i>Jürgen von Hagen, Jizhong Zhou</i>
B12-02	<b>Argentina: The Anatomy of A Crisis</b>	<i>Jiri Jonas</i>
B11-02	<b>The Eurosystem and the Art of Central Banking</b>	<i>Gunnar Heinsohn, Otto Steiger</i>
B10-02	<b>National Origins of European Law: Towards an Autonomous System of European Law?</b>	<i>Martin Seidel</i>
B09-02	<b>Monetary Policy in the Euro Area - Lessons from the First Years</b>	<i>Volker Clausen, Bernd Hayo</i>
B08-02	<b>Has the Link Between the Spot and Forward Exchange Rates Broken Down? Evidence From Rolling Cointegration Tests</b>	<i>Ali M. Kutan, Su Zhou</i>
B07-02	<b>Perspektiven der Erweiterung der Europäischen Union</b>	<i>Martin Seidel</i>
B06-02	<b>Is There Asymmetry in Forward Exchange Rate Bias? Multi-Country Evidence</b>	<i>Su Zhou, Ali M. Kutan</i>
B05-02	<b>Real and Monetary Convergence Within the European Union and Between the European Union and Candidate Countries: A Rolling Cointegration Approach</b>	<i>Josef C. Brada, Ali M. Kutan, Su Zhou</i>
B04-02	<b>Asymmetric Monetary Policy Effects in EMU</b>	<i>Volker Clausen, Bernd Hayo</i>
B03-02	<b>The Choice of Exchange Rate Regimes: An Empirical Analysis for Transition Economies</b>	<i>Jürgen von Hagen, Jizhong Zhou</i>
B02-02	<b>The Euro System and the Federal Reserve System Compared: Facts and Challenges</b>	<i>Karlheinz Ruckriegel, Franz Seitz</i>
B01-02	<b>Does Inflation Targeting Matter?</b>	<i>Manfred J. M. Neumann, Jürgen von Hagen</i>
<b>2001</b>		
B29-01	<b>Is Kazakhstan Vulnerable to the Dutch Disease?</b>	<i>Karlygash Kuralbayeva, Ali M. Kutan, Michael L. Wyzan</i>
B28-01	<b>Political Economy of the Nice Treaty: Rebalancing the EU Council. The Future of European Agricultural Policies</b>	<i>Deutsch-Französisches Wirtschaftspolitisches Forum</i>
B27-01	<b>Investor Panic, IMF Actions, and Emerging Stock Market Returns and Volatility: A Panel Investigation</b>	<i>Bernd Hayo, Ali M. Kutan</i>
B26-01	<b>Regional Effects of Terrorism on Tourism: Evidence from Three Mediterranean Countries</b>	<i>Konstantinos Drakos, Ali M. Kutan</i>
B25-01	<b>Monetary Convergence of the EU Candidates to the Euro: A Theoretical Framework and Policy Implications</b>	<i>Lucjan T. Orłowski</i>
B24-01	<b>Disintegration and Trade</b>	<i>Jarko and Jan Fidrmuc</i>
B23-01	<b>Migration and Adjustment to Shocks in Transition Economies</b>	<i>Jan Fidrmuc</i>
B22-01	<b>Strategic Delegation and International Capital Taxation</b>	<i>Matthias Brückner</i>
B21-01	<b>Balkan and Mediterranean Candidates for European Union Membership: The Convergence of Their Monetary Policy With That of the European Central Bank</b>	<i>Josef C. Brada, Ali M. Kutan</i>
B20-01	<b>An Empirical Inquiry of the Efficiency of Intergovernmental Transfers for Water Projects Based on the WRDA Data</b>	<i>Anna Rubinchik-Pessach</i>
B19-01	<b>Detrending and the Money-Output Link: International Evidence</b>	<i>R.W. Hafer, Ali M. Kutan</i>

B18-01	<b>Monetary Policy in Unknown Territory. The European Central Bank in the Early Years</b>	<i>Jürgen von Hagen, Matthias Brückner</i>
B17-01	<b>Executive Authority, the Personal Vote, and Budget Discipline in Latin American and Caribbean Countries</b>	<i>Mark Hallerberg, Patrick Marier</i>
B16-01	<b>Sources of Inflation and Output Fluctuations in Poland and Hungary: Implications for Full Membership in the European Union</b>	<i>Selahattin Dibooglu, Ali M. Kutan</i>
B15-01	<b>Programs Without Alternative: Public Pensions in the OECD</b>	<i>Christian E. Weller</i>
B14-01	<b>Formal Fiscal Restraints and Budget Processes As Solutions to a Deficit and Spending Bias in Public Finances - U.S. Experience and Possible Lessons for EMU</b>	<i>Rolf R. Strauch, Jürgen von Hagen</i>
B13-01	<b>German Public Finances: Recent Experiences and Future Challenges</b>	<i>Jürgen von Hagen, Rolf R. Strauch</i>
B12-01	<b>The Impact of Eastern Enlargement On EU-Labour Markets. Pensions Reform Between Economic and Political Problems</b>	<i>Deutsch-Französisches Wirtschaftspolitisches Forum</i>
B11-01	<b>Inflationary Performance in a Monetary Union With Large Wage Setters</b>	<i>Lilia Cavallar</i>
B10-01	<b>Integration of the Baltic States into the EU and Institutions of Fiscal Convergence: A Critical Evaluation of Key Issues and Empirical Evidence</b>	<i>Ali M. Kutan, Niina Pautola-Mol</i>
B09-01	<b>Democracy in Transition Economies: Grease or Sand in the Wheels of Growth?</b>	<i>Jan Fidrmuc</i>
B08-01	<b>The Functioning of Economic Policy Coordination</b>	<i>Jürgen von Hagen, Susanne Mundschenk</i>
B07-01	<b>The Convergence of Monetary Policy Between Candidate Countries and the European Union</b>	<i>Josef C. Brada, Ali M. Kutan</i>
B06-01	<b>Opposites Attract: The Case of Greek and Turkish Financial Markets</b>	<i>Konstantinos Drakos, Ali M. Kutan</i>
B05-01	<b>Trade Rules and Global Governance: A Long Term Agenda. The Future of Banking.</b>	<i>Deutsch-Französisches Wirtschaftspolitisches Forum</i>
B04-01	<b>The Determination of Unemployment Benefits</b>	<i>Rafael di Tella, Robert J. McCulloch</i>
B03-01	<b>Preferences Over Inflation and Unemployment: Evidence from Surveys of Happiness</b>	<i>Rafael di Tella, Robert J. McCulloch, Andrew J. Oswald</i>
B02-01	<b>The Konstanz Seminar on Monetary Theory and Policy at Thirty</b>	<i>Michele Fratianni, Jürgen von Hagen</i>
B01-01	<b>Divided Boards: Partisanship Through Delegated Monetary Policy</b>	<i>Etienne Farvaque, Gael Lagadec</i>
<b>2000</b>		
B20-00	<b>Breakin-up a Nation, From the Inside</b>	<i>Etienne Farvaque</i>
B19-00	<b>Income Dynamics and Stability in the Transition Process, general Reflections applied to the Czech Republic</b>	<i>Jens Hölscher</i>
B18-00	<b>Budget Processes: Theory and Experimental Evidence</b>	<i>Karl-Martin Ehrhart, Roy Gardner, Jürgen von Hagen, Claudia Keser</i>
B17-00	<b>Rückführung der Landwirtschaftspolitik in die Verantwortung der Mitgliedsstaaten? - Rechts- und Verfassungsfragen des Gemeinschaftsrechts</b>	<i>Martin Seidel</i>
B16-00	<b>The European Central Bank: Independence and Accountability</b>	<i>Christa Randzio-Plath, Tomasso Padoa-Schioppa</i>
B15-00	<b>Regional Risk Sharing and Redistribution in the German Federation</b>	<i>Jürgen von Hagen, Ralf Hepp</i>
B14-00	<b>Sources of Real Exchange Rate Fluctuations in Transition Economies: The Case of Poland and Hungary</b>	<i>Selahattin Dibooglu, Ali M. Kutan</i>
B13-00	<b>Back to the Future: The Growth Prospects of Transition Economies Reconsidered</b>	<i>Nauro F. Campos</i>

B12-00	<b>Rechtsetzung und Rechtsangleichung als Folge der Einheitlichen Europäischen Wahrung</b>	<i>Martin Seidel</i>
B11-00	<b>A Dynamic Approach to Inflation Targeting in Transition Economies</b>	<i>Lucjan T. Orłowski</i>
B10-00	<b>The Importance of Domestic Political Institutions: Why and How Belgium Qualified for EMU</b>	<i>Marc Hallerberg</i>
B09-00	<b>Rational Institutions Yield Hysteresis</b>	<i>Rafael Di Tella, Robert MacCulloch</i>
B08-00	<b>The Effectiveness of Self-Protection Policies for Safeguarding Emerging Market Economies from Crises</b>	<i>Kenneth Kletzer</i>
B07-00	<b>Financial Supervision and Policy Coordination in The EMU</b>	<i>Deutsch-Franzosisches Wirtschaftspolitisches Forum</i>
B06-00	<b>The Demand for Money in Austria</b>	<i>Bernd Hayo</i>
B05-00	<b>Liberalization, Democracy and Economic Performance during Transition</b>	<i>Jan Fidrmuc</i>
B04-00	<b>A New Political Culture in The EU - Democratic Accountability of the ECB</b>	<i>Christa Randzio-Plath</i>
B03-00	<b>Integration, Disintegration and Trade in Europe: Evolution of Trade Relations during the 1990's</b>	<i>Jarko Fidrmuc, Jan Fidrmuc</i>
B02-00	<b>Inflation Bias and Productivity Shocks in Transition Economies: The Case of the Czech Republic</b>	<i>Josef C. Brada, Arthur E. King, Ali M. Kutan</i>
B01-00	<b>Monetary Union and Fiscal Federalism</b>	<i>Kenneth Kletzer, Jurgen von Hagen</i>
<b>1999</b>		
B26-99	<b>Skills, Labour Costs, and Vertically Differentiated Industries: A General Equilibrium Analysis</b>	<i>Stefan Lutz, Alessandro Turrini</i>
B25-99	<b>Micro and Macro Determinants of Public Support for Market Reforms in Eastern Europe</b>	<i>Bernd Hayo</i>
B24-99	<b>What Makes a Revolution?</b>	<i>Robert MacCulloch</i>
B23-99	<b>Informal Family Insurance and the Design of the Welfare State</b>	<i>Rafael Di Tella, Robert MacCulloch</i>
B22-99	<b>Partisan Social Happiness</b>	<i>Rafael Di Tella, Robert MacCulloch</i>
B21-99	<b>The End of Moderate Inflation in Three Transition Economies?</b>	<i>Josef C. Brada, Ali M. Kutan</i>
B20-99	<b>Subnational Government Bailouts in Germany</b>	<i>Helmut Seitz</i>
B19-99	<b>The Evolution of Monetary Policy in Transition Economies</b>	<i>Ali M. Kutan, Josef C. Brada</i>
B18-99	<b>Why are Eastern Europe's Banks not failing when everybody else's are?</b>	<i>Christian E. Weller, Bernard Morzuch</i>
B17-99	<b>Stability of Monetary Unions: Lessons from the Break-Up of Czechoslovakia</b>	<i>Jan Fidrmuc, Julius Horvath and Jarko Fidrmuc</i>
B16-99	<b>Multinational Banks and Development Finance</b>	<i>Christian E. Weller and Mark J. Scher</i>
B15-99	<b>Financial Crises after Financial Liberalization: Exceptional Circumstances or Structural Weakness?</b>	<i>Christian E. Weller</i>
B14-99	<b>Industry Effects of Monetary Policy in Germany</b>	<i>Bernd Hayo and Birgit Uhlenbrock</i>
B13-99	<b>Financial Fragility or What Went Right and What Could Go Wrong in Central European Banking?</b>	<i>Christian E. Weller and Jurgen von Hagen</i>
B12-99	<b>Size Distortions of Tests of the Null Hypothesis of Stationarity: Evidence and Implications for Applied Work</b>	<i>Mehmet Caner and Lutz Kilian</i>
B11-99	<b>Financial Supervision and Policy Coordination in the EMU</b>	<i>Deutsch-Franzosisches Wirtschaftspolitisches Forum</i>
B10-99	<b>Financial Liberalization, Multinational Banks and Credit Supply: The Case of Poland</b>	<i>Christian Weller</i>
B09-99	<b>Monetary Policy, Parameter Uncertainty and Optimal Learning</b>	<i>Volker Wieland</i>
B08-99	<b>The Connection between more Multinational Banks and less Real Credit in Transition Economies</b>	<i>Christian Weller</i>

- B07-99 **Comovement and Catch-up in Productivity across Sectors: Evidence from the OECD** *Christopher M. Cornwell and Jens-Uwe Wächter*
- B06-99 **Productivity Convergence and Economic Growth: A Frontier Production Function Approach** *Christopher M. Cornwell and Jens-Uwe Wächter*
- B05-99 **Tumbling Giant: Germany's Experience with the Maastricht Fiscal Criteria** *Jürgen von Hagen and Rolf Strauch*
- B04-99 **The Finance-Investment Link in a Transition Economy: Evidence for Poland from Panel Data** *Christian Weller*
- B03-99 **The Macroeconomics of Happiness** *Rafael Di Tella, Robert McCulloch and Andrew J. Oswald*
- B02-99 **The Consequences of Labour Market Flexibility: Panel Evidence Based on Survey Data** *Rafael Di Tella and Robert McCulloch*
- B01-99 **The Excess Volatility of Foreign Exchange Rates: Statistical Puzzle or Theoretical Artifact?** *Robert B.H. Hauswald*
- 1998**
- B16-98 **Labour Market + Tax Policy in the EMU** *Deutsch-Französisches Wirtschaftspolitisches Forum*
- B15-98 **Can Taxing Foreign Competition Harm the Domestic Industry?** *Stefan Lutz*
- B14-98 **Free Trade and Arms Races: Some Thoughts Regarding EU-Russian Trade** *Rafael Reuveny and John Maxwell*
- B13-98 **Fiscal Policy and Intranational Risk-Sharing** *Jürgen von Hagen*
- B12-98 **Price Stability and Monetary Policy Effectiveness when Nominal Interest Rates are Bounded at Zero** *Athanasios Orphanides and Volker Wieland*
- B11A-98 **Die Bewertung der "dauerhaft tragbaren öffentlichen Finanzlage" der EU Mitgliedstaaten beim Übergang zur dritten Stufe der EWWU** *Rolf Strauch*
- B11-98 **Exchange Rate Regimes in the Transition Economies: Case Study of the Czech Republic: 1990-1997** *Julius Horvath and Jiri Jonas*
- B10-98 **Der Wettbewerb der Rechts- und politischen Systeme in der Europäischen Union** *Martin Seidel*
- B09-98 **U.S. Monetary Policy and Monetary Policy and the ESCB** *Robert L. Hetzel*
- B08-98 **Money-Output Granger Causality Revisited: An Empirical Analysis of EU Countries (überarbeitete Version zum Herunterladen)** *Bernd Hayo*
- B07-98 **Designing Voluntary Environmental Agreements in Europe: Some Lessons from the U.S. EPA's 33/50 Program** *John W. Maxwell*
- B06-98 **Monetary Union, Asymmetric Productivity Shocks and Fiscal Insurance: an Analytical Discussion of Welfare Issues** *Kenneth Kletzer*
- B05-98 **Estimating a European Demand for Money (überarbeitete Version zum Herunterladen)** *Bernd Hayo*
- B04-98 **The EMU's Exchange Rate Policy** *Deutsch-Französisches Wirtschaftspolitisches Forum*
- B03-98 **Central Bank Policy in a More Perfect Financial System** *Jürgen von Hagen / Ingo Fender*
- B02-98 **Trade with Low-Wage Countries and Wage Inequality** *Jaleel Ahmad*
- B01-98 **Budgeting Institutions for Aggregate Fiscal Discipline** *Jürgen von Hagen*
- 1997**
- B04-97 **Macroeconomic Stabilization with a Common Currency: Does European Monetary Unification Create a Need for Fiscal Insurance or Federalism?** *Kenneth Kletzer*
- B-03-97 **Liberalising European Markets for Energy and Telecommunications: Some Lessons from the US Electric Utility Industry** *Tom Lyon / John Mayo*
- B02-97 **Employment and EMU** *Deutsch-Französisches Wirtschaftspolitisches Forum*
- B01-97 **A Stability Pact for Europe** *(a Forum organized by ZEI)*



---

ISSN 1436 - 6053

---

Zentrum für Europäische Integrationsforschung  
Center for European Integration Studies  
Rheinische Friedrich-Wilhelms-Universität Bonn

Walter-Flex-Strasse 3  
D-53113 Bonn  
Germany

Tel.: +49-228-73-1732  
Fax: +49-228-73-1809  
[www.zei.de](http://www.zei.de)