

Neumann, Manfred J. M.; von Hagen, Jürgen

Working Paper

Does inflation targeting matter?

ZEI Working Paper, No. B 01-2002

Provided in Cooperation with:

ZEI - Center for European Integration Studies, University of Bonn

Suggested Citation: Neumann, Manfred J. M.; von Hagen, Jürgen (2002) : Does inflation targeting matter?, ZEI Working Paper, No. B 01-2002, Rheinische Friedrich-Wilhelms-Universität Bonn, Zentrum für Europäische Integrationsforschung (ZEI), Bonn

This Version is available at:

<https://hdl.handle.net/10419/39465>

Standard-Nutzungsbedingungen:

Die Dokumente auf EconStor dürfen zu eigenen wissenschaftlichen Zwecken und zum Privatgebrauch gespeichert und kopiert werden.

Sie dürfen die Dokumente nicht für öffentliche oder kommerzielle Zwecke vervielfältigen, öffentlich ausstellen, öffentlich zugänglich machen, vertreiben oder anderweitig nutzen.

Sofern die Verfasser die Dokumente unter Open-Content-Lizenzen (insbesondere CC-Lizenzen) zur Verfügung gestellt haben sollten, gelten abweichend von diesen Nutzungsbedingungen die in der dort genannten Lizenz gewährten Nutzungsrechte.

Terms of use:

Documents in EconStor may be saved and copied for your personal and scholarly purposes.

You are not to copy documents for public or commercial purposes, to exhibit the documents publicly, to make them publicly available on the internet, or to distribute or otherwise use the documents in public.

If the documents have been made available under an Open Content Licence (especially Creative Commons Licences), you may exercise further usage rights as specified in the indicated licence.

Zentrum für Europäische Integrationsforschung
Center for European Integration Studies
Rheinische Friedrich-Wilhelms-Universität Bonn



Manfred J. M. Neumann and Jürgen von
Hagen

**Does Inflation Targeting
Matter?**

**Working
Paper**

**B 01
2002**

Does Inflation Targeting Matter?

By

Manfred J. M. Neumann[#] and Jürgen von Hagen^{##}

December 2001*

Correspondence

Jürgen von Hagen
ZEI
Walter Flex Strasse 3
53113 Bonn
Germany
Tel +49-228-739199
Fax +49-228-731809
Email vonhagen@uni-bonn.de
www.zei.de

*This paper was written for the 26th Annual Conference of the Reserve Bank of St. Louis, October 11-12 , 2001. We thank our discussants Frederik Mishkin and Stephen Cecchetti for valuable comments and suggestions.

Institut für Internationale Wirtschaftspolitik, University of Bonn and ZEI

ZEI and Department of Economics, University of Bonn, CEPR, and Indiana University Kelley School of Business

Abstract:

This paper studies the inflation and interest rate performances since the late 1970s for six former high-inflation countries that adopted inflation targeting (IT) in the early 1990's. Using Germany, Switzerland and the US for comparison, we look at various aspects of central bank performance in a pre-IT period (1978-92) and a post-IT period (1993-01). The results of all types of evidence considered uniformly lead to the general conclusion that IT has proven a useful strategy for reducing the level and volatility of inflation. However, IT central banks did not outperform the central banks used as reference cases during the second period. We then present an event study of monetary policy comparing inflation and interest rate developments after the 1978 and the 1998 oil price shocks. Here we find that IT central banks realized significantly larger gains in credibility than the central banks in the reference group. . This result corroborates the conclusion that IT is a useful framework for communicating a monetary policy strategy aiming at low inflation rates.

Introduction

Since it was first introduced by New Zealand and Chile in 1990, Canada in 1991 and the UK in 1992, inflation targeting (IT) has caught a lot of attention in the public and academic debate over the design of monetary policy regimes. In part, this attention reflects the growing number of countries that have adopted an IT regime over the past decade. Schaechter et al. (2000) count 13 countries with IT experience in February 2000: Australia, Brazil, Canada, Chile, the Czech Republic, Finland, Israel, New Zealand, Poland, South Africa, Spain, Sweden, and the United Kingdom. Corbo et al. (2001) add Korea and Thailand to this list. Most recently, Hungary and Switzerland have introduced inflation targets. Since the Bundesbank declared a normative target inflation rate as the principal goal of its monetary policy, Mishkin and Posen (1997), following von Hagen (1995), classify Germany as an early case of IT, although the German inflation objective was formulated for the medium run, while the short-run focus of the Bundesbank's monetary strategy was on the annual monetary target.

As early as 1994, an academic conference reviewed the experience with IT (Leiderman and Svensson, 1995). A number of more recent studies summarize the experience gained with IT over the past decade (Bernanke et al., 1999; Corbo et al., 2001). These papers have focus on a variety of questions related to the choice of monetary regimes, including the improvement in inflation performance, in monetary policy credibility, and in the sacrifice-ratio, i.e. the cost of lowering inflation.

The debate over IT exposes a couple of odd characteristics. One is that despite a lot of effort, empirical studies on IT have consistently failed to show convincingly that IT has been an important factor in speeding up disinflation, achieving lower inflation rates, lowering the cost of disinflation, or raising the credibility of the central bank's commitment to low inflation. An important challenge for IT supporters comes from the observation that the environment of the 1990s, when IT was tried out, was generally benign, implying that the particular strategy of IT may have done little to improve monetary policy outcomes over what any reasonable strategy could have achieved (Cecchetti and Ehrmann, 2000). We will review this literature in more detail in section II.

The other oddity is that despite the lack of empirical evidence supporting the advantages of IT, its proponents consistently argue that the failure to adopt it jeopardizes the ability of a central bank to deliver price stability. For example, Bernanke et al, after presenting pages upon pages of rather inconclusive evidence regarding the superiority of IT, nevertheless submit a plea for the Fed to adopt IT in the end, arguing that this is critical to secure price stability in the US in the post-Greenspan era. Similarly, Alesina et al (2001), in a discussion of the European Central Bank's (ECB) monetary policy boldly claim that the ECB could improve its policy by adopting a version of IT, although they present no supporting evidence for this claim at all nor

even indicate where such evidence might be found. It is understandable that some academics find IT intellectually attractive for the outright declaration of central bank intentions and the increase in accountability implied by the announcement of an inflation target. Yet, others remain sceptical: Both the European Central Bank (ECB, 2001) and the Fed (Gramlich, 2001) have argued that they do not regard IT as an appropriate monetary policy framework.

In this paper, we contribute to the assessment of IT in several ways. After reviewing earlier studies of IT experiences, we examine the changes of short-term interest rates, of consumer price inflation and output gaps at different frequencies and show that IT has reduced short-term variability in central bank interest rates and in headline inflation. We interpret this as evidence that IT has induced central banks to pay less attention to short-run news and noise and adopt a steadier course of monetary policy. Next, we study central bank behavior and ask whether IT has resulted in a change in central bank reactions to key monetary policy variables. We estimate Taylor rules to describe central bank policies and find that these rules indeed indicate changes in the reaction of IT central banks to output and inflation. Furthermore, we find that this fact distinguishes them from a group of other central banks that we use as a benchmark. This suggests that IT has affected central bank behavior.

Third, we take an event-study approach to compare the performance of IT and non-IT central banks under two similar, exogenous shocks, namely the oil price hikes of 1978 and 1998. We find that IT countries realized a credibility gain in the second episode compared to the first, allowing them to keep interest rates lower and face these shocks with a much less contractionary monetary policy. Our paper thus suggests that IT has indeed changed central bank behavior and that this yields benefits under circumstances central banks found difficult to cope with in the past. But comparing IT and non-IT central banks shows that the former have converged to the standards of monetary policy set by the Bundesbank, the Fed, and the Swiss National Bank in the late 1970s and 1980s. Thus, we cannot confirm the superiority of IT over other monetary policy strategies geared at price stability.

II. Benefits of IT: What Are They?

The literature on the design of monetary policy under IT and experiences with the new regimes has expanded rapidly in the past six years, partly reflecting the growing number of countries adopting such a regime. Most of the studies presented in the literature look at the time series behavior of inflation, output, unemployment, and interest rates to see whether the new regime affected the dynamic interaction of these variables.

Early studies by Ammer and Freeman (1995) and Freeman and Willis (1995) present VAR models for real GDP, price levels, and interest rates. Ammer and Freeman compare inflation forecasts generated from their VARs with actual outcomes in New Zealand, Canada,

and the UK and with actual time series. They find that inflation fell by more than predicted from the models in the early 1990s, an indication the effect of the new regime. The evidence regarding the cost of disinflation is more mixed. Real GDP fell and recovered in New Zealand and the UK, but fell and remained low in Canada. Freeman and Willis (1995) note that long term interest rates fell in the three IT countries in the early 1990s, an indication of improving monetary policy credibility. However, long-term rates came back a few years later. This could indicate that the credibility effect of IT did not last long, although Freeman and Willis ascribe most of the resurgence in long-term rates to a rise in interest rates world-wide.

Mishkin and Posen (1997) present careful accounts of the IT experiences in New Zealand, Canada and the UK and estimate VARs of core inflation, GDP growth and short-term central bank rates for the same countries. They point out that the disinflation had actually been almost completed in New Zealand, Canada, and the UK before the introduction of IT. This suggests that IT might have served to lock in the gains from disinflation rather than to facilitate disinflation. Mishkin and Posen then ask whether IT helped these countries to keep inflation rates down following the initial disinflation. Comparing dynamic simulations with actual outcomes, they find that inflation and interest rates remained below their counterfactuals after the introduction of IT, while output did not. In particular, actual inflation did not rise with the upswing in the business cycle, as it would have prior to IT. One shortcoming of these results is the absence of confidence bands in their dynamic forecasts, which implies that their positive conclusion relies on visual inspection alone. Laubach and Posen (1997b) find further evidence supporting these results by analysing interest rates and consumer expectations. Kahn and Parrish (1998) observe a number of inflation blips in New Zealand and Canada during the 1990s, suggesting that the central banks did not necessarily achieve better control through IT.

Debelle (1997) looks at a larger sample of IT countries, including the former three plus Sweden, Finland, Spain, and Australia. He notes the decline in inflation rates and long-term bond rates achieved in these countries, but points out that unemployment increased in the same countries during the disinflation, indicating that the latter did not come for free. Furthermore, Debelle points out that other countries achieved similar reductions in inflation rates during the first half of the 1990s, making it difficult to conclude that the disinflation is a success of the IT regime. Siklos (1999) argues that the introduction of IT should change the persistence of inflation rates, as central banks no longer tolerate lasting movements of the actual rate outside the target range. Using univariate time series techniques and quarterly inflation data, he finds that first-order autocorrelation of inflation rates has declined significantly after the introduction of IT in Australia, Canada, and Sweden, but not so in Finland, New Zealand, Spain, and the UK.¹

¹ Siklos finds that first-order autocorrelation lost statistical significance after the introduction of IT in Finland, Spain, and the UK, but this result may be due to the relatively short sample he has in quarterly data.

Other empirical studies have focused more on the behavior of central banks before and after the introduction of IT. Kahn and Parrish (1998) note that the volatility of official central bank interest rates (both nominal and real) has declined substantially after the introduction of IT. They argue that this could reflect a change in monetary policy away from activist policies, but it might also be due simply to a more stable economic environment in the 1990s. The fact that interest rate volatility decreased in the US, too, lends some support to the second over the first interpretation. These authors also estimate monetary policy reaction functions for New Zealand, Canada, Sweden, and the UK relating current official rates to their own lags as well as lagged inflation, unemployment, and exchange rates. Kahn and Parrish find significant structural breaks in these functions for New Zealand and the UK. In the case of New Zealand, this break is associated with a stronger reaction of the official rate to lagged inflation and unemployment and a weaker reaction to lagged exchange rates. In the UK case, the break mainly reflects the loss of significance of the exchange rate in the reaction function. In both cases, it is not obvious that the changes in the reaction function are consistent with a shift to inflation as the primary goal of monetary policy after the adoption of IT.

Kuttner and Posen (1999) interpret the introduction of IT as a change in the central bank “type,” i.e., a shift in the parameters of the central bank’s preference functions, towards a stronger commitment to price stability and less discretionary policy. According to their model, such a shift should imply a decline in inflation persistence. The response of short term interest rates to inflation shocks could increase or decrease, however, depending on the central bank type prior to IT. Kuttner and Posen estimate VARs for inflation, unemployment, short- and long-term interest rates to test the impact of IT. Their results are rather ambiguous. For Canada and the UK, they find no change in the persistence of inflation after the introduction of IT, nor a change in the central bank reaction functions. For New Zealand, they do find a reduction in the persistence of inflation, but also a stronger reaction to unemployment with no change in the reaction to inflation in the central bank’s reaction function.

Cecchetti and Ehrmann (2000) look at a sample of 23 countries, both developed and less developed, nine of which have central banks pursuing inflation targets. A first observation from their data is that inflation rates generally came down in the 1990s compared to the 1980s independent of the geographical region countries belong to, their pursuit of inflation targets or whether or not they were striving to enter European Monetary Union at the end of the decade. This indicating that the 1990s were a period friendly to increased price stability. Cecchetti and Ehrmann then ask whether this improvement in price stability reflects a change in central bank aversion to inflation, and whether this is special to inflation targeters or not. They find that their measure of inflation aversion indeed rises between the mid-1980s and the 1990s among the inflation-targeting central banks. Unfortunately, their methodology provides no standard errors for testing whether these changes are statistically significant. A similar observation of rising

inflation aversion holds for other central banks, too. Furthermore, inflation aversion of the IT central banks rises to no more than the levels of non-IT central banks. Thus, rather than being a product of the IT regime, the rise in inflation aversion may just reflect the general culture among central bankers in a decade which provided a price-stability friendly environment and, therefore, an opportunity to move away from the inflationary policies of the 1970s and 1980s.

Corbo et al (2001) build on this study and show that inflation aversion increased during the 1990s among inflation targeting countries that do not belong to the group of industrialized economies, most notably Israel and Chile. Among industrialized countries, inflation targeters do not show an increase in inflation aversion. The same authors also suggest that inflation targeting central banks lowered the dynamic reactions to current inflation and output gap shocks. They also find that inflation persistence has declined substantially among IT countries since the introduction of the new regime. According to their results, inflation persistence was much higher in IT countries than others before the introduction of IT, i.e., the new regime has produced a convergence in the dynamic pattern of inflation performance.

A central feature of IT regimes is the publication of inflation forecasts and surrounding analysis to explain the central bank's assessment of monetary conditions and its monetary policy actions to the public. IT has thus contributed to improving the transparency of central bank policy. This is the focus of Chortareas et al. (2000), who develop a measure of monetary policy transparency and use it to compare monetary policy performance across countries. Chortareas et al. construct a panel data set for 87 countries and show that transparency has a significant negative impact on average inflation rates over time. This corroborates the impression that inflation targeters were able to bring and hold inflation down in the 1990s; at the same time, their results also show that IT is but one way of achieving that.

III. Inflation Targeting: New Time Series Evidence

In this section, we present new empirical evidence on the performance of inflation-targeting central banks. Following the comparative approach of previous papers, we consider a group of IT countries, *viz.* Australia, Canada, Chile, New Zealand, Sweden, and the UK, and a group of non-IT countries, Germany, Switzerland, and the US. Our reference group thus contains two countries that used monetary aggregates as their intermediate targets of monetary policy in the past, Germany and Switzerland. We are primarily interested in the question whether and how central bank behavior changed under inflation targeting.

We use monthly as well as quarterly data spanning the period from September 1978 to March 2001. For Germany, we cut the sample in December 1998 to account for the start of European Monetary Union. The sample period is divided into two sub-periods in order to test

whether inflation targeting made any noticeable difference. The first sample runs up to June 1992, and the second sample starts in January 1993. We leave out the second half of 1992 to eliminate the interest rate effects of the crisis of the European Monetary System. The choice of sub-periods is somewhat arbitrary, as that some IT countries like Chile and New Zealand adopted the new policy regime already in 1990, while countries like Sweden and the UK only started in 1993. Since we do not focus on any single country but are looking for cross-country evidence, we found this choice preferable as it allows us to use the same sub-periods for all countries considered.

The main data source is the International Financial Statistics, supplemented by OECD data for Australia and New Zealand.

III.1. Volatility of Interest Rates, Inflation, and Output Gaps

We begin this section with studying the volatility of consumer price (CPI) inflation, short-term interest rates, and output gaps. The interest rates are overnight money rates; exceptions are Chile and New Zealand where, due to data availability, we use 3-month interest rates. Since output gaps calculated from GDP are not available at monthly frequency, we generally use the index of industrial production. Exceptions are Australia, New Zealand, and Switzerland, where monthly data on industrial production are not available. For Australia and New Zealand the output gap is calculated from quarterly GDP-data, for Switzerland from monthly GDP-data. The output gap is defined as the percentage difference between the actual index value and a trend derived by applying an HP filter.

Tables 1A-C about here

Table 1A reports average annual inflation rates together with the standard deviation of annualised monthly, annual, and bi-annual relative changes in the CPI for the two sample periods. These standard deviations provide a simple measure for the volatility of inflation at different frequencies. We first note the well-known fact that the level of inflation has been reduced everywhere. In the pre-IT period, the IT-countries were less determined to squeeze out the inflation inherited from the 1970s, hence were troubled by much higher average inflation than the non-IT countries. Thus, the adoption of IT can be regarded as the consequence of this poor performance. As regards the level of inflation, the new policy regime has been successful. Average inflation in IT-countries has come down to the level observed for non-IT countries; Chile being an exception. Note that average inflation in the post-IT sample matches the medium-run target rates for Germany (2 percent) and the UK (2.5 percent), while it undercuts the 2-percent-target rates of Canada and Sweden by half a percentage point. Similar to average

inflation, the volatility of inflation, has fallen in IT as well as non-IT countries. Again, similar to average inflation, the volatility of inflation in IT countries has converged from relatively high levels to the levels observed in the non-IT countries of the reference group. This suggests that the IT countries have joined our non-IT group in their determination to stabilise inflation over the medium run and to gain credibility in this way. But note that, with the exception of the UK, the volatility of inflation at the 12- and 24-month frequencies still remains above the level observed for our reference group of non-IT countries.

Table 1B provides similar information for short-term interest rates. Given the improved inflation performance in all countries, it is no surprise that the average levels of the interest rates have fallen between the sample periods. The table shows that the volatility of short-term interest rates has decreased, too. Similar to what one observes for the volatility of inflation, the volatility of overnight rates in IT countries converges to the lower level observed in our non-IT countries, though it remains higher for IT- than for non-IT countries in the post-IT period. The UK again is the exception.

Finally, consider Table 1C, which reports the volatility of the output gaps. They, too, have fallen generally between the sample periods in all countries. Notable exceptions are Germany and Sweden where the volatility at the 12-month frequency has increased in the post-IT sample.

III.2. Taylor Rules

The inspection of the data suggests that the behavior of central banks has changed between the sample periods. To study this in more detail, we estimate dynamic Taylor rules combining the Taylor equation with the assumption of interest-rate smoothing. We do this both for monthly and quarterly data. Overnight money market rates serve as the dependent variable. The explanatory variables are the inflation rate and the output gap, apart from the lagged overnight rate.

III.2.1. Evidence from Monthly Taylor Rules

A first set of estimates uses monthly data. Based on a specification search relying on the AIC criterion, we include both inflation and the output gap with lag one in all equations. Table 2A-B has the results for the two sample periods. The first thing to note is that the standard deviations of the residuals (or standard errors) are considerably lower in the post-IT period for

all countries. A standard likelihood-ratio test indicates that the differences are statistically significant.

Tables 2A and 2B about here

The table shows that, judged by R-squares, the estimated Taylor rules fit the data well for all countries except Chile. This holds for both groups of countries and confirms findings reported in earlier literature. The estimated coefficients generally have the correct signs. Exceptions are the Swiss response to output in both sample periods, the Chilean response to inflation in the pre-IT sample, and the US and the Canadian responses to inflation in the post-IT period. Only in the Canadian case, however, the coefficient is significantly different from zero. Overall, the Taylor rules appear to be reasonable descriptions of central bank behavior. Table 2 reports the long-run responses of the interest rates to inflation together with the estimated coefficients.

According to this table, Canada is the only country in the IT group, where the interest rate responded significantly to the output gap in the first sample period. Reactions to the output gap are not significantly different from zero in the other three countries. The reaction to lagged inflation was significantly positive in Canada, Sweden and the UK during that period, and not significantly different from zero in Chile. The short-run reaction to inflation was more than three times larger in Canada than in Sweden and the UK. The greater persistence of the interest rate in the latter two countries, however, implied that the differences in the long-run responses are less pronounced.

These patterns have changed somewhat in the post-IT period. Sweden and Canada now show significant reactions to the output gap. The estimates for the UK, Sweden and Chile indicate significant, positive reactions to lagged inflation, while the estimate for Canada shows a negative sign. Compared to the first period, the long-run responses to inflation almost doubled in the UK and more than doubled in the Swedish case. Chile's long-run reaction to inflation is now similar to that of the UK and Sweden. The persistence in interest rates increased somewhat in the UK, Sweden and Canada, but dropped in Chile. Overall, the substantial increase in the long-run response to inflation is the strongest indicator of a change in central bank behavior we take from these estimates.

Consider, then, the non-IT countries. In the first subsample, the estimate for Germany shows positive and significant reactions of the overnight rate to both the output gap and inflation. Neither for Switzerland nor the US do we find a significant reaction of short-term rates to the output gap, but their reactions to lagged inflation are in line with Germany's. The results remain similar for Germany and Switzerland in the post-IT sample, although the Swiss reaction to inflation loses statistical significance. The US reaction to inflation even changes sign and loses significance, while its reaction to the output gap is larger and significant.

Comparing IT and non-IT countries in the pre-IT sample, we see the starkest differences in their long-run reactions to inflation, which are uniformly much lower among the countries that later adopted IT than in Germany and Switzerland. This changed in the post-IT period, as the long-run reactions to inflation have increased by more in IT-countries than in Germany. The suggestive result then is that the move to IT marks a convergence in central bank behavior of the first group to the Bundesbank and the Swiss National Bank, the two banks that showed the strongest determination in the 1970s and 1980s to keep inflation down. This finding corroborates the results reported by Cecchetti and Ehrmann and Corbo et al. discussed above. Finally, the estimates support the conjecture that under the IT-regime central banks give less weight to stabilising the business cycle. With the exception of Sweden, the reaction of IT-countries to the output gap is lower in the post-IT period than before though still stronger than in Germany.

We pursue this analysis further by embedding our Taylor rules into three-dimensional VARs for short-term inflation, the output gap, and the interest rate. All estimates employ a constant and only one lag. Based on the Cholesky decomposition, we can use the VARs to study the impulse responses of the overnight rates. Graphs 1A-D show results for the UK and for Germany. For both countries and both sample periods we observe significantly positive responses of central bank interest rates to innovations in inflation and output gaps. This replicates the information from our estimates of Taylor rules. Beyond that qualitative result, graphs 1A and 1B show for the UK that the post-IT impulse response to a one standard-deviation shock to the inflation rate is considerably smaller in magnitude than the pre-IT impulse response. The former never exceeds 0.12, while the latter goes above 0.2 after six months. Thus, while the long-run response to inflation has increased strongly (as shown in Tables 2A and B), the impulse response functions suggest that the short-run response to inflation shocks has become less aggressive. The impulse response functions for Germany (graphs 1.C and 1.D) convey the same impression. In the post-IT sample, the impulse response never exceeds 0.08, but it does climb above 0.1 in the pre-IT sample. Also, the two graphs show similar reductions in the impulse responses to output-gap shocks. Thus, the estimates suggest that both IT and non-IT central banks moved to a less activist monetary policy in the 1990s.

Consider next the contributions that the innovations in the inflation rate at various lags made to the variance of the overnight rates. This is an indicator of the degree to which monetary policy actions were directed at counteracting inflation shocks. The question is whether the relative importance of these shocks to interest rate policy has risen in the post-IT period. Graphs 2A-D show the results for two IT-countries, the UK and Sweden, and for two non-IT countries, Germany and Switzerland. We cannot apply this comparison to Canada, Chile and

the US, because the monthly VAR estimates for these countries suggest a counter-intuitive, negative response of the overnight rate to inflation in at least one of the sample periods.

Each of the graphs 2A-D provides the percentage of the variance of the interest rate due to innovations in the inflation rate for both sample periods. For the UK, graph 2A shows a strong increase in the relative importance of inflation shocks as a source of interest rate variance in the post-IT period. At lag 12, their contribution to the variance of the overnight rate reaches 40 percent, compared to less than 25 percent in the pre-IT period. Note that the 1993-2001 graph lies outside the confidence interval around the 1978-92 graph for lags 5 to 18. The picture thus suggests that UK monetary policy has become more strongly determined to fight inflation under the IT regime. Similar findings emerge from Graph 2B for Sweden. At the annual lag, the contribution of inflation shocks to the variance of the Swedish money market rate rose from 10 percent in the pre-IT period to 35 percent in the post-IT period. It is noteworthy that a similar result holds for Germany. There, too, the contribution of inflation shocks to the variance of the overnight rate was higher in the post-IT period. Graph 2C shows that, at lag 12, inflation shocks contributed less than 10 percent to the variance of Germany's money market rate before 1992, but 25 percent thereafter. Again, the data convey the impression of a convergence in central bank behavior which coincides with the introduction of inflation targeting in the IT-countries. An exception is Switzerland, where the estimated contribution of inflation shocks to the variance of money market rates appears to have been quite small in both periods. But note that the underlying estimate for the post-IT period is poor. This might reflect the fact that Swiss monetary policy to a larger extent is directed at controlling the exchange rate.

III.2.2. Evidence from Quarterly Taylor Rules

We now turn to quarterly estimates of Taylor rules which allows us to consider a broader group of countries. Thus, we can include Australia and New Zealand as two additional inflation targeters. For these countries the output gap is estimated from real GDP and a HP filter. Inflation continues to be measured in terms of the CPI. Switching from a higher to a lower frequency may change the dynamics of the Taylor estimate. Using the AIC criterion again, we find that the contemporaneous output gap and the contemporaneous inflation rate fit better than the first lags in most Taylor models. Exceptions are Canada and Switzerland in the first sample, Canada, Sweden, Germany, and Switzerland in the second subsample. In these cases, the first lag of the output gap gave better estimation results. Table 3 provides the results.

Tables 3A and 3B about here

As before, the estimates look reasonable and fit the data well with the exception of Chile and Switzerland. If we disregard the latter, all signs are as expected except the output gap response of the UK in the post-IT sample as well as the Canadian inflation response in that period, but these coefficients are not statistically different from zero. Note that the quarterly estimates provide a significant positive reaction to inflation for the US in the post-IT sample, in contrast to the estimate with monthly data.

As in the case of monthly Taylor rules, the quarterly estimates suggest that the behavior of central banks has changed between the sample periods. Among the inflation targeters, Canada is the only country, where the output response of interest rates increased between the first and the second sample. A similar observation for Sweden from monthly data has vanished. Among the non-IT countries, it is again the US where the reaction to the output gap is stronger in the second sample period. The short-run reaction to inflation is larger in the second period for the IT countries except in Canada and New Zealand. More importantly, the long-run response to inflation increases for all IT countries. In the UK, Sweden, and Australia, it is more than twice as large as in the first sample period. These changes in long-run inflation responses are in line with the estimates from monthly Taylor rules for the UK, Sweden and Chile. Turning to the non-IT countries, we find that the long-run response to inflation goes up in Germany and decreases slightly in the US case. Overall, the estimates from quarterly data confirm the impression from monthly data: The adoption of IT has produced a convergence of central bank behavior to that of the Bundesbank in the 1980s and 1990s.

A notable feature of our estimates is that the estimated long-run response of short-term interest rates to inflation is below unity in all cases except for Germany, Sweden and the UK in the post-IT period. This contrasts with the familiar claim of the literature on Taylor rules that the response of interest rate policy to inflation should exceed unity in order to guarantee that monetary policy is able to stabilise inflation. The fact that we do not find this for most countries including the US is puzzling.

One reason for this finding may be that earlier studies have commonly used GDP deflators instead of CPIs for computing the rate of inflation. In the Appendix, we show that the response of the federal funds rate to US inflation is about 1.5 if the GDP deflator is used but 1.0 or less if the GDP deflator is replaced by the CPI. From a purely statistical point of view, the difference can be traced to the markedly higher variance of the CPI. But the question remains which price index is the more appropriate one. If central banks in practice care more about inflation derived from CPIs than from GDP deflators, our estimates suggest that central bank interest rates do not respond sufficiently to inflation in most countries even in the post-IT period.

To check the contribution of inflation shocks to the variance of interest rates we again estimate three-dimensional VARs for the inflation rate, the output gap, and the interest rate. All

estimates employ a constant and only one lag. Note that the quarterly Taylor estimates show contemporaneous reactions to inflation for all countries and to the output gap for some countries. This implies that the interest rate equations of the VARs differ from the estimated Taylor equations. In graphs 3A-F, we plot the contribution of inflation shocks to the variance of money market rates for all countries, except Canada, Chile and Switzerland, and for both sample periods. For the UK, Sweden, and Germany, the estimates with quarterly data replicate the results from monthly data; see graphs 2A-C. For the other countries, the results are more mixed. In the cases of New Zealand and the US, we find a smaller contribution of inflation shocks to the variance of money market rates in the post-IT period. For Australia, finally, the contribution of the inflation shocks increases, but only slightly so. In sum, we find that the quarterly data support the results derived from monthly data for the IT-countries Sweden and the UK and for the non-IT country Germany while the results for the other countries remain mixed.

IV. Inflation Targeting: An Event Study

An important shortcoming of the analysis presented in the previous section and of similar work in the literature is the assumption that the economic environment of monetary policy remains basically unchanged in the period under consideration. In particular, it is maintained, though usually only implicit hypothesis, that monetary policy was exposed to the same type of shocks in different periods, so that any observed changes in central bank performance or in the level and dynamics of interest rates and inflation rates can be attributed to changes in the monetary regime. Regression analysis of central bank reaction functions or inflation dynamics of course allow for exogenous shocks of different magnitude in different periods of time. Nevertheless the analysis necessarily assumes that all exogenous shocks are drawn from the same distribution, and that monetary policy makers interpreted their environment in this way. This is obviously a very strong assumption and one that is hard to verify. But if we cannot be sure that monetary policy responses as described by empirical reaction functions are truly reactions to shocks from the same distribution, the analysis loses much of its strength.

In this section, we look at the issue in a different way. Rather than asking how the average response of central banks to many shocks as described by regression analysis changed before and after the adoption of IT, we compare central bank performance and monetary policy outcomes in two historical episodes in which monetary policy was faced with very similar, exogenous shocks. By assuring that the nature and the size of the shock are truly similar we can be more confident that we compare monetary policy under truly comparable

circumstances, yet with one important difference, namely the adoption of IT by some central banks in one of the episodes considered.

The kind of experiment we pursue here demands that the shocks we look at are truly exogenous to monetary policy in the countries considered. This suggests that we should look at shocks originating outside these countries. With this in mind, we choose two periods of rising crude oil prices. From the point of view of the central banks in our analysis, episodes of rising oil prices present the dilemmas of a negative supply shock. Rising oil prices lead to a slowdown of economic growth and rising inflation. Monetary policy can attempt to hold unemployment down, but only at the cost of even higher inflation rates. This is the experience of the “stagflations” most industrialized countries first encountered following the oil price shock of 1973. While markets may not have fully understood the macro economic consequences of rising crude oil prices after the first oil price shock, it is plausible to assume that they did subsequently.

The two episodes we look at are the periods of rising crude oil prices starting in July 1978 and in December 1998. During the first episode, the price per barrel of crude oil increased from USD 13.15 to USD 39.57, an increase totalling 201 percent. The peak was reached in November 1979. During the second episode, the price increased from USD 10.41 per barrel to USD 29.62, for a total of 185 percent reached in June 2000. After a temporary drop to USD 27.93 per barrel in July 2000, the oil price rose again to USD 32.68 in September. The price hikes are thus similar in magnitude, although oil prices rose faster initially in the second episode. Chart 4A below illustrates the similarity of the price developments in the two periods.

We are interested in exploring the differences in monetary policy responses to these two oil price hikes. This would be much easier, if we could safely assume that the economies we look at are the same in terms of aggregate demand and supply performance in both episodes. However, the oil price hikes of the 1970s induced important substitutions away from the use of oil as a source of energy in the industrialized world. In many countries, tax policies have amplified these substitution processes. This is indicated by the concept of “energy intensity,” which relates annual energy consumption to annual economic activity. According to the OECD (2001), energy intensity of European industries improved by an average 1.5 percent annually in the EU countries during the 1990s, driven by gains made particularly in German and Sweden. Energy intensity improved by an annual average rate of 1.9 percent in the NAFTA region during the 1980s. It was flat there in 1990-93, but improved again thereafter. These gains were realized mainly by the US and Canada. The improvements in energy intensity suggest that the economies became less vulnerable to oil price shocks, and the inflationary consequences of the second episode we consider should be less dramatic as a result. However, the data also suggest that improvements in energy intensity are not special to IT or non-IT countries. Therefore, using non-IT countries as a benchmark, we can control for the effects of these substitution processes.

IV.1. The Method of Double Differences

We wish to evaluate the effect of a change in monetary regime, the adoption of IT, on a number of monetary indicators of a country. The main problem with such an assessment is that the monetary policy regime may not be the only relevant variable that changed between the two periods we compare. Changes in energy intensity are just one example for other relevant developments that might have occurred. Changes in public perceptions about the role and the goals of monetary policy are another one.

A standard method for dealing with this kind of evaluation in a public policy context is the “method of double differences.” Consider a variable of interest, y , and assume that this variable is a function of an exogenous variable x and a vector of other, exogenous variables z , as well as a policy regime. We are interested in how the response of y to a change in the exogenous variable x is affected by a change in the policy regime. We have observations of y for a group of countries $i = 1, \dots, N$ that underwent a regime change, and a group of countries $j=1, \dots, M$, where no regime shift occurred. In both groups of countries, the indicator is affected by the same exogenous variables, and we hypothesize that the effects of variables z are approximately the same for all countries.

Consider two time intervals during which we observe the indicator y . The starting point of the first period is t_1 and the end point is t_2 ; the starting and the end points of the second period are t_3 and t_4 , respectively. Let $D1_i = y_{i,t_2} - y_{i,t_1}$ be the change in indicator y over the first period for country i , and define $D1_j$, $D2_i$, and $D2_j$ analogously for the second group of countries and the second time period. If no changes in variables z occurred, the difference $D1_i - D2_i$ would tell us how the reaction of y to x changed due to the shift in the policy regime. Since variables z can change, however, we must compare this change with the same difference for countries in which no regime shift occurred. Thus, the double difference

$$DD = \frac{1}{N} \sum_{i=1}^N (D1_i - D2_i) - \frac{1}{M} \sum_{j=1}^M (D1_j - D2_j)$$

gives us a proxy for the impact of the change in policy regime on the response of y to x .

IV.2. Comparing the 1978 and the 1998 Oil Price Hikes: Empirical Results

We use this method to compare the monetary policy reactions and consequences of the 1978 and the 1998 oil price hikes. Specifically, we look at three indicators. The first is the annual CPI inflation rate, our basic indicator of monetary policy outcomes. The second is the change in long-term government bond rates. We take this as a measure of monetary policy credibility, as a large increase in nominal long-term rates indicates rising inflation expectations. The third is the change in short term money market rates. The increase in short term rates

following an oil price hike indicates the extent of monetary tightening the central banks perceived to be necessary to control inflation following the rise in oil prices. We use data from six IT countries, Australia, Canada, Chile, New Zealand, Sweden, and the UK, and four non-IT countries, Denmark, Germany, Switzerland, and the US. Note that the second episode of rising oil prices spans the beginning of European Monetary Union on 1 January 1999. This implies a shift of responsibility for monetary policy from the Bundesbank to the European Central Bank, which does not pursue IT. Thus, the case of Germany remains a valid observation in the control group. All data except Swedish long-term bond rates, Chilean short-term and long-term interest rates and New Zealand's inflation rates, which were provided by the respective central banks, are taken from the IMF's IFS. We use monthly series wherever possible.

The use of the method of double differences requires us to choose the dates at which we measure an indicator to calculate its total change during an episode of rising oil prices. The simplest choice would be to take the value of the indicator at the start and at the end of the oil price hike. This, however, could lead to serious measurement bias. Consider CPI inflation. A first point is that oil prices changes take some time to be passed through to consumer prices. Thus, the CPI inflation rate at the start of the oil price hike is unlikely to be affected by the hike. A second point is that CPI inflation at the start of a period of rising oil prices is affected by economic policies and developments preceding the oil price hike. Taking a too early measurement of CPI inflation thus runs the risk of using data tainted by the effects of policies predating the episode of interest. Finally, there is likely to be some variation across countries in the appropriate dates for measuring the effect of the oil price hike on inflation, as the pass-through and preceding policies will be different across countries. In the case of long-term rates and short-term rates, there is also likely to be some cross-country variation in the time it took markets to realize that prolonged oil price hike was happening, and in the time it took central banks to realize this and to decide to take action against the incipient inflationary consequences of the rising oil prices.

In view of these difficulties, we use a common rule for picking observations for all countries and data series rather than the same dates for all countries. For each indicator series, we look for the first valley after the beginning of the episode of rising oil prices, i.e., the lowest realization followed by a string of increases. We then look for the next highest realization followed by a string of declining values the same series, i.e., the next peak in the time series. We use the difference between the latter and the former to calculate the differences $D1_i$ and $D1_j$, and apply the same procedure for the second episode.

Consider Chart 4.B, which shows the inflation rates of Germany, Canada, the UK, the US, and Sweden for illustration. The German inflation rate stood at 2.70 percent in July 1978, the starting month of the oil price hike. It fell to 2.24 percent in November 1978, which we use as the valley in this episode. Between November 1978 and May 1980, the inflation rate

increased to reach a maximum of 5.94 percent. Thus, D1 is 3.70 percent for Germany. The Swedish inflation rate stood at 8.63 percent in July 1978 and fell to 5.53 percent in February 1979. We use this value as the valley of this episode. Swedish inflation then rose to 13.58 percent in April 1980, resulting in a difference of $D1=8.05$ percent in this episode. Note that, after several months of lower inflation rates, Swedish inflation eventually peaked at 15.57 percent in October 1980. We do not use that value as the peak to calculate D1, however, as the new increase in inflation might have been due to other influences. If anything, this biases our procedure in the conservative direction. Using similar considerations, we chose September 1978, July 1978, and December 1978 as the valleys for the UK, the US and Canada in this episode, and May 1980, March 1980 and July 1981 as the respective peaks. While the procedure admittedly requires some judgement in some cases, we try to err on the conservative side. In the tables 4A-C below, we indicate the length of time between the low and the peak for each indicator considered and each episode.

Tables 4A-C about here

Table 4A reports our results for inflation rates. The average increase in inflation rates over the first episode amounted to 8.35 percent, considerably more than the 5.37 percent average for the non-IT countries. In the second episode of rising oil prices, the average increase in inflation is 2.99 percent for IT countries. Thus, the average difference in the inflation impact between the two episodes is $D1-D2 = 5.36$ percent. This indicates that the inflation performance of IT countries facing oil price hikes has improved substantially. But note that these gains are distributed quite unevenly. Canada and Australia realized only relatively small improvements, while New Zealand and the UK enjoyed large ones. The average increase in inflation in the second episode is 1.97 percent among non-IT countries. Thus, $D1-D2 = 3.41$ percent, indicating that the non-IT countries realized improvements in their inflation performance, too. As a result, the double difference is $DD = 5.36-3.41 = 1.95$.

The result thus shows that the IT countries were able to achieve a better improvement in their inflation performance than the non-IT countries. We can conclude, therefore, that the introduction of the new monetary regime helped these countries to improve their inflation performance. However, a conventional t-test shows that the difference to the non-IT countries is not statistically different from zero. This is due primarily to the relatively small improvements in inflation performance observed in Canada and Australia.

Consider the evidence for inflation expectations contained in long-term bond rates, next; see Table 4B. The average increase in long-term interest rates among the IT group was 5.78 percent. Chile stands out in this group with the largest increase. On average among the non-IT countries, long-term rates went up by 3.27 percent during the first episode of rising oil prices.

The difference between the two groups suggests that non-IT countries enjoyed better monetary policy credibility. In the second episode, the average increase in long-term bond rates was 2.17 percent, signalling a large improvement in credibility. In fact, the average increase in long-term bond rates among the IT countries was only marginally higher than the average increase among the non-IT countries (1.83 percent). The non-IT countries thus experienced an improvement in monetary policy credibility, too, though only a more modest one. As a result, the average double difference amounts to $DD = 2.17$. Using a t-test indicates that this average is significantly different from zero. Thus, we conclude that the introduction of IT has produced significant gains in terms of the credibility of the monetary authorities' commitment to price stability.

Finally, we turn to short-term interest rates; see Table 4C. During the first episode of rising oil prices, central banks in the IT-group raised short-term rates on average by 12.92 percent. Eliminating Chile from this group, where the increase was much larger than in the other countries, still leaves the average increase in short-term rates in this group by 9.99 percent. In contrast, the average increase among the non-IT group was 6.86 percent in the first episode. In the second episode, IT and non-IT central banks look much more alike in terms of the tightening of monetary policy. Here, the average increase among IT central banks is 2.65 percent, while the average increase among non-IT central banks is 2.48 percent. The difference in the interest rate responses between the first and the second period is thus substantially larger for the IT central banks. The average double difference amounts to $DD = 5.89$ and is statistically different from zero as indicated by a t-test. This result does not change qualitatively, if we remove Chile and the US from the IT. Thus, the data suggest that both types of central banks could get through the second episode of rising oil prices with substantially reduced interest rate hikes compared to the first episode. However, IT central banks managed to reduce their response to the increase in oil prices significantly more than non-IT central banks. This reflects their comparatively poor performance during the first episode.

Pulling these results together, we find that central banks generally managed to cope with the 1998 oil price hike with substantially less inflation than with the one starting in 1978. This may be the result of improved energy intensity and a generally greater commitment to price stability on the parts of all central banks. While both groups of central banks enjoyed improvements in credibility as indicated by the smaller increases in long-term inflation rates, these gains were larger in the case of IT central banks. The observation that the IT central banks had experienced much larger increases in long-term rates during the first episode than non-IT central banks suggests that the introduction of IT allowed them to converge to the credibility of the central banks in our control group. Finally, we note that the better inflation performance and improved credibility required less action in terms of driving up short-term rates from all central banks in the second compared to the first episode. Here, again, the IT central banks' improvement is significantly larger, and the data suggest that inflation targeting has

resulted in a convergence of central bank responses to those of the central banks in the control group. Altogether, these findings suggest that the new monetary policy regime has affected central bank behavior and credibility more than it has changed inflation outcomes, which have improved for both groups.

V. Interpretation and Conclusions

In the early 1990s, a number of countries that had been troubled by high inflation since the 1970s adopted inflation targeting as a strategy to bring inflation down to the low levels experienced by Germany and Switzerland. Since then, the new regime has been praised in the literature as a superior concept for monetary policy. In this paper, we have looked at different types of evidence in order to check the validity of this claim. For six IT-countries and three non-IT countries and for two sample periods, a pre-IT period (1978-92) and a post-IT period (1993-01), we have investigated (i) the stability record by examining the volatility of inflation, output gaps, and central banks' interest rates, (ii) the reaction of central banks' interest rate policies to inflation shocks by estimating Taylor rules and unrestricted VARs, and (iii) the policy reactions to large supply shocks by comparing the central banks' reactions to the huge oil price hikes of 1978/79 and 1998/99.

Taken together, the evidence confirms the claim that IT matters. It has permitted IT-countries to reduce inflation to low levels and to curb the volatility of inflation and interest rates, and, in doing so, even to converge closely to the stability performance of the Bundesbank. Thus, IT has helped the former high-inflation countries to gain the credibility that the central banks of Germany and Switzerland enjoyed earlier already. Of all IT-countries it is the UK that has performed best even though its target rate of inflation is higher than the inflation targets of most other countries.

While IT has proven an effective strategy for monetary policy, our evidence does not support the claim that it is superior to strategies focusing on monetary aggregates such as the Bundesbank's approach to monetary targeting between 1974 and 1998, nor even to the Fed's strategy in the 1980s and 1990s, which focused neither on monetary nor on inflation targets. It is interesting to note in this context, that one of the staunchest supporters of inflation targeting, Svensson (2001), has recently endorsed a more moderate "flexible inflation targeting", in which the inflation target serves a yardstick for the conduct of monetary policy in the medium run. Abstracting from technicalities, the main idea of "flexible IT" does not differ much from the Bundesbank's former monetary policy concept, in which the inflation objective serves to anchor medium-run inflation expectations while short-run operations are guided by an intermediate monetary target.

Reviews of that strategy have long shown that monetary targeting must not be misinterpreted as a rigid rule. Instead, it is well-known that the Bundesbank often tolerated

deviations of actual money growth from target if doing so seemed compatible with the goal of low inflation rates. For the Bundesbank, monetary targeting fulfilled two important functions (von Hagen, 1999). It served to structure internal monetary policy debates within the Bank and made monetary policy makers take into account the inflationary consequences of their actions especially in times when inflation risks became a growing concern. Furthermore, the discussion of monetary developments served as a framework for an effective dialogue between the Bank and the public, which stabilized long-run inflation expectations and helped the Bank maintain a relatively steady policy course.

Recent models of IT adopt a similar perspective and stress the importance of the communication tools developed by inflation targeting central banks to improve the public's understanding of central bank intentions and to stabilize inflation expectations over the long run (Cukierman 2000, Faust and Svensson 2000, Geraarts 2000). The evidence presented in this paper suggests that the positive impact on inflation expectations has been the most beneficial effect of the new regime. In the same vein, the reductions in short-term volatility of central bank interest rates in the IT countries is compatible with the view that IT has helped monetary policy makers to focus less on transitory, short-term developments and adopt a steadier course of monetary policy. From this perspective, then, IT matters if used effectively to structure policy debates both within the central bank and between the central bank and its public. Interpreting it in this way, means that IT, like other monetary policy strategies, must be seen in the context of (economic) culture and traditions. Given the central bank's commitment to price stability and its willingness to bind its policy to an intermediate target serving as the nominal anchor for monetary policy, the choice between an inflation target or a monetary aggregate then is probably more a question of culture than economic principles.

References

- Alesina, A. O. Blanchard, J. Gali, F. Giavazzi, and H. Uhlig, *Defining a Macroeconomic Framework for the Euro Area*. Monitoring the European Central Bank 3. London: CEPR
- Almeida, Alvaro, and Charles A. E. Goodhart, "Does the Adoption of Inflation Targets Affect Central Bank Behavior?" Banca Nazionale del Lavoro *Quarterly Review*
- Ammer, John, and Richard T. Freeman (1995), "Inflation Targeting in the 1990s: The Experiences of New Zealand, Canada, and the UK." *Journal of Economics and Business* 47, 165-92
- Bernanke, Ben, Thomas Laubach, Frederik Mishkin, and Adam Posen (1999), *Inflation Targeting: Lessons from the International Experience*. Princeton: Princeton University Press

Cecchetti, Stephen, and Michael Ehrmann (2000), "Does Inflation Targeting Increase Output Volatility? An International Comparison of Policymakers Preferences and Outcomes." Central Bank of Chile Working Paper 69

Chortareas, Georgios, David Stasavage, and Gabriel Sterne (2000), "Does it Pay to be Transparent? International Evidence from Central Bank Forecasts." Mimeo, Bank of England

Corbo, Vittorio, Oscar Landerretche Moreno, and Klaus Schmidt-Hebbel (2001), "Assessing Inflation Targeting After a Decade of World Experience." Mimeo: Central Bank of Chile

Cukierman, Alex (2000), "Are Contemporary Central banks Transparent About Economic Models and Objectives and what Difference Does it Make?" Working Paper, Tel Aviv University

Debelle, G. (1997), "Inflation Targeting in Practice." IMF Working Paper 97/35

ECB (2001), *The Monetary Policy of the ECB*. Frankfurt: ECB

Faust, J., and Lars E. O. Svensson (2000), "The Equilibrium Degree of Transparency and control in Monetary Policy." Working Paper

Freeman, Richard T. and Jonathan L. Willis (1995), *Targeting Inflation in the 1990s: Recent Challenges*. Federal Reserve Board, International Finance Discussion Papers 1995-225

Geraats, Petra (2001), "Why adopt Transparency? The Publication of Central bank Forecasts." ECB Working Paper 41

Gramlich, Edward M. (2000), Remarks before the Charlotte Economics Club January 13.

Haldane, Andrew (1999), "Targeting Inflation." London: Bank of England

Kahn, George A., and Klara Parrish (1998), "Conducting Monetary Policy with Inflation Targets." Federal Reserve Bank of Kansas City *Economic Review* 3rd Quarter, 5-32

Kuttner, K. N., and Adam S. Posen (1999), "Does Talk Matter After All? Inflation Targeting and Central Bank Behavior." *Federal Reserve Bank of England Staff Report* 88, October

Laubach, T., and A. Posen (1997), "Some Comparative Evidence on the Effectiveness of Inflation Targeting." FRB New York Research Paper 9714

Leiderman, Leo, and Lars E. O. Svensson (eds.) (1995), *Inflation Targeting*. London: CEPR

McCallum, Bennett (1996), "Inflation Targeting in Canada, New Zealand, Sweden, the United Kingdom, and in General." NBER Working Paper 5579.

Mishkin, Frederik, and Adam S. Posen (1997), "Inflation Targeting: Lesson from four Countries." Federal Reserve Bank of New York *Economic Policy Review* 3:9-117

OECD (2001), "Comparison of Energy Efficiency in OECD Countries (1970s and 1990s)." mimeo

Siklos, Pierre L. (1999), "Inflation-Target Design: Changing Inflation Performance and Persistence in Industrial Countries." Federal Reserve Bank of St. Louis *Review* 47-57

Svensson, Lars E.O. (2001), "Independent Review of the Operation of Monetary Policy in New Zealand", mimeo.

Taylor, John B. (1999): "A Historical Analysis of Monetary Policy Rules", in: J.B. Taylor (ed.) *Monetary Policy Rules*, The University of Chicago Press, 319 - 41.

Von Hagen, Jürgen (1999), "Monetary Targeting in Germany." *Journal of Monetary Economics* 43, 681-701

APPENDIX: Taylor Rules for the United States

This Appendix serves to show that the long-run response of the short-term interest rate to the rate of inflation critically depends on the price index used for measuring inflation.

We begin by re-estimating the static equation provided by Taylor (1999) for quarterly US-data spanning the period 1987:1 – 1997:3. The dependent variable is the federal funds rate, the rate of inflation is the year-over-year rate of change of the GDP deflator, and the gap is measured as the percentage deviation of GDP from trend, applying the Hodrick-Prescott filter.

The first regression shown in the following Table A.1 is Taylor's original estimate, implying the familiar strong response of the funds rate to inflation of 1.5. The following regression, variant (1), serves to show that our data broadly reproduce Taylor's result though the estimated response to inflation is somewhat lower. Replacing GDP by industrial production reduces the estimated response for the output gap but provides the same inflation response; see variant (2). Variants (3) and (4), finally, repeat the exercise but employ the rate of inflation as measured by the CPI. This reduces the estimated response to inflation markedly. No longer is it different from unity for the sample period used by Taylor. Similar downward shifts of the estimated inflation response are found for the sample periods employed in the text.

Table A 1. Taylor's Static Estimate for 1987:1 - 97:3

	Constant	p_t		Gap_t		\bar{R}^2	DW
		Deflator	CPI	GDP	IP		
Taylor:	1.17*	1.53**		0.77**		0.83	
Variants:							
(1)	2.03**	1.36**		0.93**		0.72	0.22
(2)	2.02**	1.37**			0.62**	0.81	0.23
(3)	2.31**		1.02**	0.91**		0.69	0.35
(4)	2.28**		1.02**		0.61**	0.78	0.45

Note: p is the average inflation rate over four quarters, computed from the GDP-deflator or the CPI; Gap is the percentage deviation of output from trend, computed from GDP-data or the index of industrial production (IP).

Next, we note that the estimates in Table A1 all exhibit very low Durbin-Watson statistics, indicating dynamic misspecification. Table A2 presents dynamic estimates for our sub-periods, employing the GDP deflator and the CPI alternatively. These dynamic specifications use the lagged fed funds rate as an additional regressor. Here, we find that the estimated short- and long-run response to inflation is smaller when the CPI index is used instead of the GDP deflator.

A 2. Dynamic Estimates for Samples 1978:3 - 92:2 and 1993:1 - 01:1

	Constant	p_t		Gap_t	i_{t-1}	\bar{R}^2	Long-run response to inflation
		Deflator	CPI	IP			
1978 - 92							
(1)	0.74		0.16*	0.15*	0.81**	0.85	0.87
(2)	0.82	0.35**		0.15**	0.72**	0.87	1.24
1993 - 01							
(1)	0.78**		0.18*	0.28**	0.76**	0.95	0.74
(2)	0.61	0.27*		0.29**	0.78**	0.95	1.25

Note: p is the average inflation rate over four quarters, computed from the GDP-deflator or the CPI; Gap is the percentage deviation of industrial production (IP) from trend.

Tables

Table 1: Volatility of Inflation, Interest Rates and Output Gaps

Table 1A: Volatility of Inflation

	1978:09-1992:06				1993:01-2001:03			
	Average Inflation	Standard Deviation of			Average inflation	Standard Deviation of		
		1-month	12-months	24-months		1-month	12-months	24-months
Industrial Countries	5.9		3.0		2.0		0.5	
Australia	7.3		2.8	2.3	2.5		1.9	1.4
Canada	5.9	4.8	3.1	1.5	1.5	3.0	1.1	0.8
Chile	20.1	22.1	8.1	6.1	6.3	5.4	2.8	2.4
New Zealand	9.8		5.8	5.1	1.8		1.3	0.9
Sweden	7.5	7.9	3.1	2.7	1.5	4.2	1.1	0.8
UK	7.4	8.0	4.4	3.8	2.6	4.5	0.7	0.4
Germany	3.1	4.1	2.0	1.9	1.9	2.8	0.6	0.5
Switzerland	3.7	6.8	1.9	1.8	1.1	3.3	0.6	0.5
USA	5.5	4.3	3.4	3.0	2.6	2.2	0.6	0.5

Note: Entries are in percent. German sample ends in 1998:12

Table 1B: Interest Rate Volatility

	1978:09 – 1992:06			1993:01-2001:03		
	Average Interest Rate	Standard Deviation of		Average Interest Rate	Standard Deviation of	
		1-month	12-months		1-month	12-months
Australia	13.4	11.4	3.6	5.8	2.4	1.3
Canada	11.1	20.3	3.6	4.9	4.6	1.7
Chile	31.8	124.0	19.0	12.9	53.7	5.7
New Zealand	15.4	14.8	6.7	7.2	5.3	2.4
Sweden	11.5	13.6	2.7	5.8	2.6	1.6
UK	11.9	10.1	3.0	6.0	3.0	1.2
Germany	6.7	4.7	2.1	4.5	1.8	0.9
Switzerland	3.7	14.1	2.0	2.5	3.9	1.1
US	9.4	10.2	3.1	5.1	1.9	1.0

Note: Entries are in percent. German sample ends in 1998:12

Table 1C: Volatility of Output Gap

	1978:09-1992:06		1993:01-2001:03	
	Standard Deviation of		Standard Deviation of	
	3-months	12-months	3-months	12-months
Australia	4.7	2.4	2.7	1.2
Canada	9.0	4.7	4.7	2.1
Chile	43.1	9.5	34.5	7.3
New Zealand	14.7	4.5	4.1	1.9
Sweden	10.3	3.3	11.2	3.4
UK	7.7	3.2	3.2	1.2
Germany	7.3	2.4	6.9	3.0
Switzerland	2.0	1.6	1.2	0.9
USA	6.0	3.3	3.2	1.4

Note: New Zealand sample starts in 1982:3, German sample ends in 1998:12; Swiss sample starts in 1980:1.

Table 2A: Monthly Taylor Rules 1978:09 – 1992:06

	constant	Gap _{t-1}	π_{t-1}	i_{t-1}	R ²	S.E.	Long-run response to inflation
Canada	1.99**	0.16**	0.24**	0.62**	0.78	1.77	0.75
Chile	7.19**	0.05	-0.01	0.77**	0.60	9.68	
Sweden	1.49**	0.01	0.07*	0.82**	0.78	1.07	0.41
UK	1.47**	0.05	0.08**	0.83**	0.89	0.79	0.45
Germany	0.26**	0.04*	0.06*	0.94**	0.97	0.38	0.96
Switzerland	0.00	-0.01	0.08*	0.92**	0.81	1.15	0.99
USA	0.45*	0.05	0.08*	0.90**	0.93	0.90	0.77

Note: Gap is the output gap, π the annual rate of inflation, i the nominal interest rate, R² the adjusted r-squared, STD the standard deviation of the residuals. * and ** indicate significance at the five and one percent confidence levels respectively.

Table 2B: Monthly Taylor Rules 1993:01 – 2001:03

	constant	Gap _{t-1}	π_{t-1}	i_{t-1}	R ²	S.E.	Long-run response to inflation
Canada	0.64**	0.10**	-0.12*	0.90**	0.91	0.44	
Chile	3.41**	0.04	0.50**	0.45**	0.44	3.79	0.90
Sweden	0.22*	0.03**	0.08**	0.93**	0.99	0.23	1.10
UK	0.47*	0.03	0.10*	0.88**	0.89	0.24	0.81
Germany	0.11*	0.02*	0.09*	0.92**	0.99	0.12	1.12
Switzerland	0.12*	-0.00	0.06	0.91**	0.95	0.31	0.66
USA	0.34**	0.09**	-0.10	0.94**	0.98	0.14	

Note: Gap is the output gap, π the annual rate of inflation, i the nominal interest rate, R² the adjusted r-squared, STD the standard deviation of the residuals. * and ** indicate significance at the five and one percent confidence levels respectively. For Germany, the sample ends in 1998:12, for Switzerland in 2000:09.

Table 3A: Quarterly Taylor Rules 1978:3 – 1992:2

	constant	Gap _t	Gap _{t-1}	π_t	i_{t-1}	R ²	STD	Long-run response to inflation
Australia	-25.4*	0.27*		0.03	0.84**	0.78	1.39	0.21
Canada	2.97**		0.16**	0.38**	0.52**	0.68	1.68	0.78
Chile	9.06**	0.23		0.26	0.54**	0.32	11.48	0.57
New Zealand	-17.85	0.22*		0.35**	0.56**	0.86	1.64	0.79
Sweden	1.81*	0.13*		0.11	0.76**	0.72	1.50	0.49
UK	3.22**	0.09		0.22**	0.59**	0.79	1.06	0.54
Germany	0.75**	0.16**		0.18*	0.81**	0.95	0.53	0.91
Switzerland	0.27		- 0.03	0.01	0.96**	0.85	0.94	0.35
USA	0.74	0.15*		0.16*	0.81**	0.85	1.20	0.87

Note: Gap is the output gap, π the annual rate of inflation, i the nominal interest rate, R² the adjusted r-squared, STD the standard deviation of the residuals. * and ** indicate significance at the five and one percent confidence levels respectively. For Switzerland, the sample begins in 1980:1.

Table 3B: Quarterly Taylor Rules 1993:1 – 2001:1

	constant	Gap _t	Gap _{t-1}	π_t	i_{t-1}	R ²	STD	Long-run response to inflation
Australia	-19.8*	0.21*		0.08	0.85**	0.89	0.33	0.55
Canada	1.99**		0.26**	-0.20	0.64**	0.69	0.59	
Chile	6.33**	0.03		0.96**		0.41	3.18	0.96
New Zealand	1.68*	0.10		0.28	0.68**	0.70	0.83	0.88
Sweden	0.84**		0.10**	0.35**	0.74**	0.95	0.45	1.32
UK	1.71**	-0.11		0.59**	0.46**	0.81	0.30	1.09
Germany	0.22*		0.07**	0.22*	0.83**	0.99	0.16	1.28
Switzerland	0.30*		0.27**	0.09	0.84**	0.94	0.31	0.58
USA	0.78**	0.28**		0.18*	0.76**	0.95	0.21	0.74

Note: Gap is the output gap, π the annual rate of inflation, i the nominal interest rate, R² the adjusted r-squared, STD the standard deviation of the residuals. * and ** indicate significance at the five and one percent confidence levels respectively. For Germany, the sample ends in 1998:4.

Table 4: Double Differences**Table 4A: CPI Inflation Rates**

	Low	High	D1	Time		Low	High	D2	Time	D1-D2	DD
Aus	5.68	11.46	5.78	15		0.42	4.46	4.02	14	1.76	-1.65
Can	8.43	12.87	4.44	32		0.55	3.03	2.48	13	1.96	-1.45
Chi	29.68	39.22	9.54	11		2.31	4.69	2.38	14	7.16	3.75
NZ	10.30	18.40	8.10	15		-0.5	4.00	4.50	15	3.60	0.19
SE	5.53	13.58	8.05	14		-1.12	1.33	2.35	12	5.68	2.27
UK	7.76	21.94	14.18	32		1.10	3.31	2.21	13	11.97	8.56
CH	0.4	5.16	4.76	13		-0.10	1.94	2.04	13	2.72	
DK	6.73	12.80	6.07	9		1.71	3.15	1.44	13	4.63	
D	2.24	5.94	3.70	22		0.19	2.47	2.28	19	1.42	
US	7.72	14.68	6.96	20		1.61	3.76	2.10	15	4.86	

Note: Time means number of months between low and high. Estimates are based on monthly data except those for Australia and New Zealand, which are based on quarterly data.

Table 4B: Long-term Government Bond Yields

	Low	High	D1	Time		Low	High	D2	Time	D1-D2	DD
Aus	8.80	16.50	7.70	33		5.01	7.16	2.15	13	5.55	4.11
Can	9.66	13.45	3.79	11		5.08	6.38	1.30	11	2.49	1.05
Chi	54.47	67.27	12.80	9		11.62	16.77	5.15	2	7.65	6.21
NZ	9.99	13.57	3.58	15		5.27	7.28	2.01	13	1.57	0.13
SE	9.99	13.78	3.79	31		4.02	5.92	1.90	10	1.89	0.45
UK	11.68	14.70	3.02	26		4.40	4.94	0.54	9	2.48	1.04
CH	3.03	5.10	2.07	27		2.53	4.19	1.66	13	0.41	
D	5.90	9.40	3.40	20		3.53	5.35	1.82	13	1.58	
US	8.41	12.75	4.34	9		4.65	6.66	2.01	13	2.33	

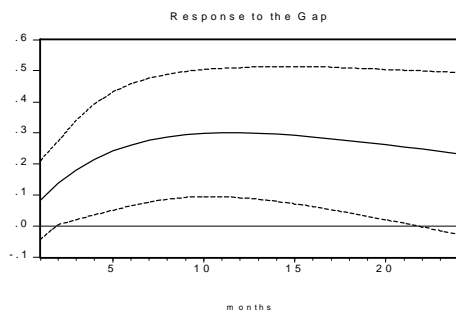
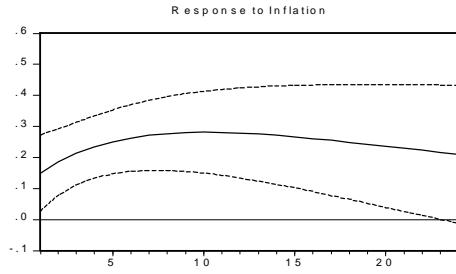
Note: Time means number of months between low and high. Data for Denmark were not available.

Table 4C: Short-term Money Market Rates

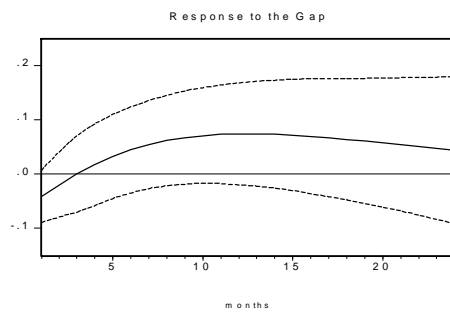
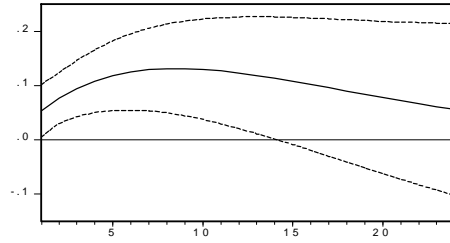
	Low	High	D1	Time		Low	High	D2	Time	D1-D2	DD
Aus	6.88	17.05	10.17	38		4.72	6.24	1.52	12	8.65	4.27
Can	6.61	19.36	12.75	16		4.59	5.75	1.16	13	11.59	7.21
Chi	45.59	73.13	27.54	6		5.54	13.62	8.08	5	19.46	15.08
NZ	10.00	16.32	6.32	16		4.30	6.88	2.58	16	3.74	-0.64
SE	5.40	16.99	11.59	25		3.00	4.10	1.10	17	10.49	6.11
UK	8.25	17.38	9.13	21		4.56	6.00	1.44	11	7.69	3.31
CH	0.03	4.90	4.67	15		0.76	3.50	2.74	16	1.93	
DK	10.08	16.69	6.61	3		3.07	5.78	2.71	10	3.90	
D	2.67	9.02	6.35	13		2.42	4.98	2.56	17	3.79	
US	7.81	17.61	9.80	21		4.63	6.54	1.91	19	7.89	

Note: Time means number of months between low and high.

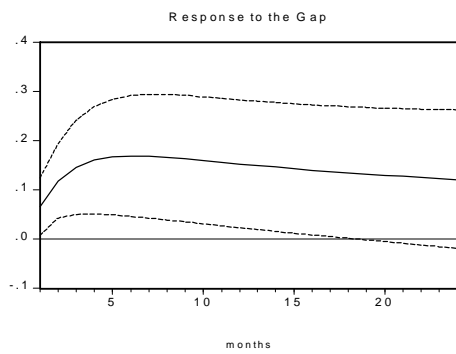
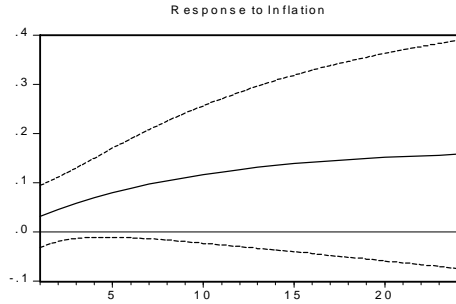
GRAPH 1A: United Kingdom
 Response of the Overnight Rate 1978 - 92
 to Cholesky One S.D. Innovations ± 2 S.E.



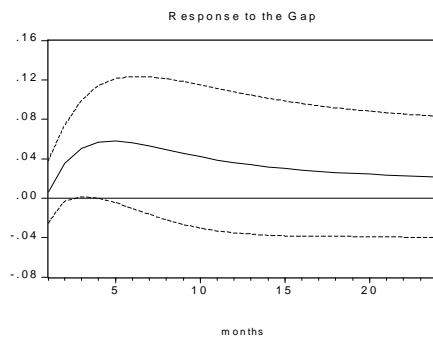
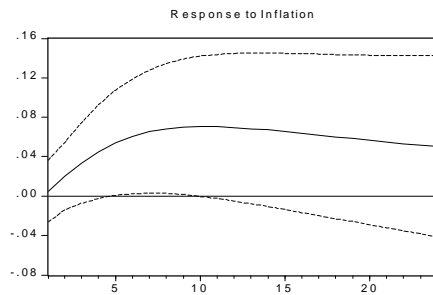
GRAPH 1B: United Kingdom
 Response of the Overnight Rate 1993 - 01
 to Cholesky One S.D. Innovations ± 2 S.E.



GRAPH 1C: Germany
 Response of the Overnight Rate 1978 - 92
 to Cholesky One S.D. Innovations ± 2 S.E.

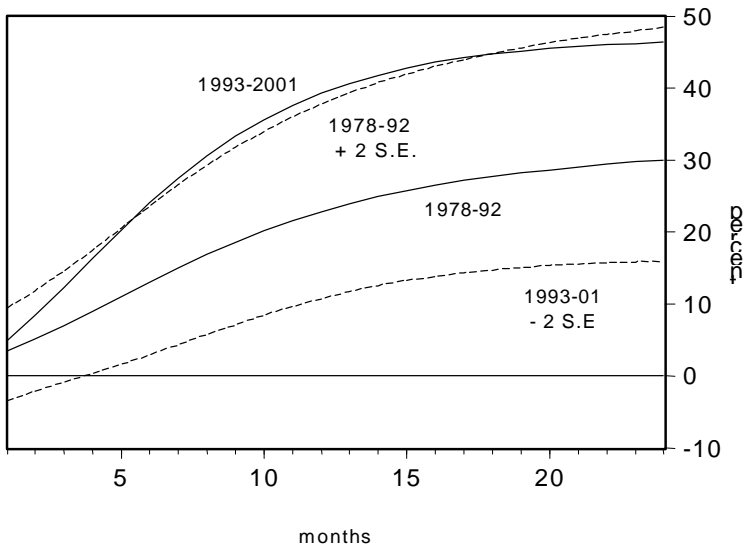


GRAPH 1D: Germany
 Response of the Overnight Rate 1993-98
 to Cholesky One S.D. Innovations ± 2 S.E.



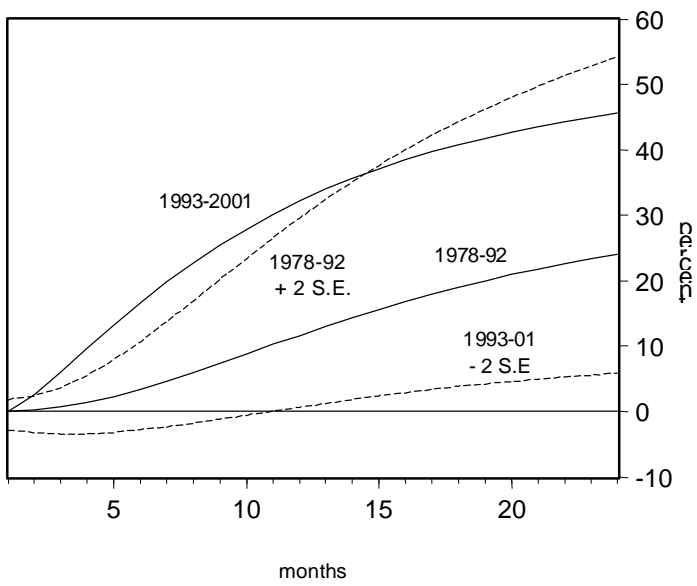
GRAPH 2A: United Kingdom

Contribution of Inflation Shocks to the Overnight Rate Variance

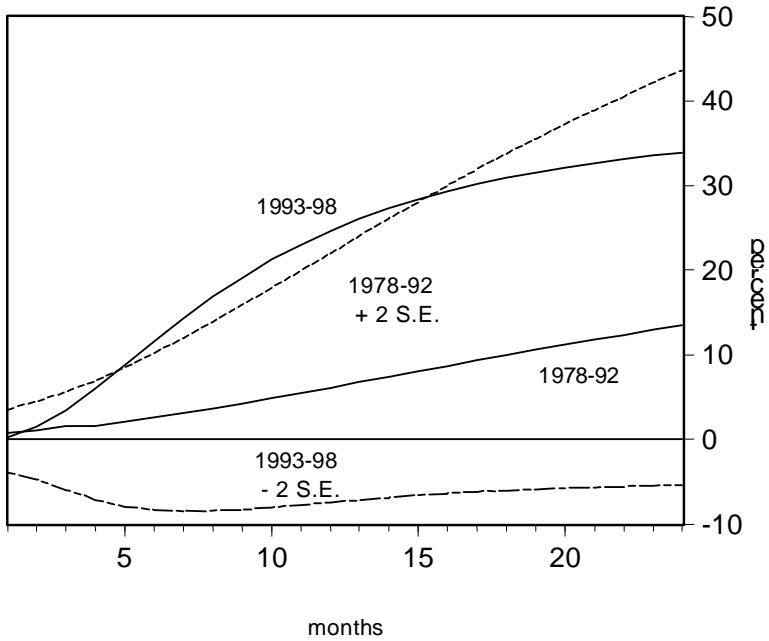


GRAPH 2B: Sweden

Contribution of Inflation Shocks to the Overnight Rate Variance

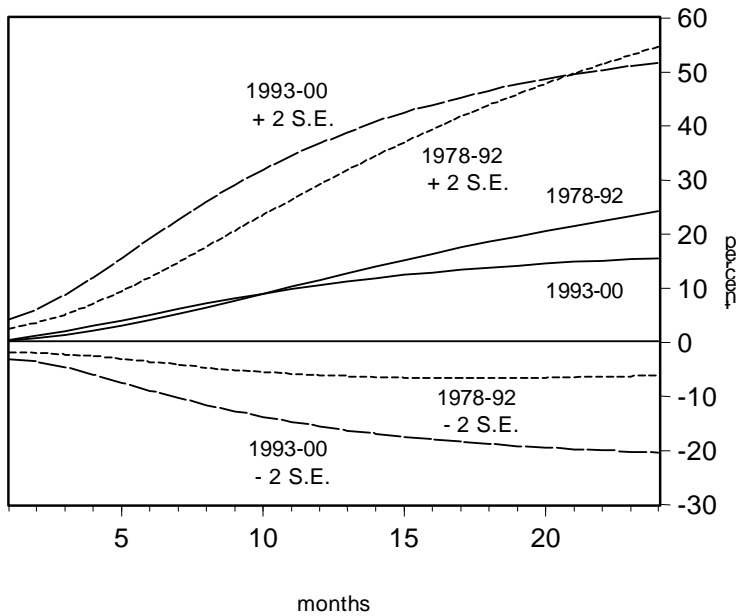


GRAPH 2C: Germany
 Contribution of Inflation Shocks
 to the Overnight Rate Variance



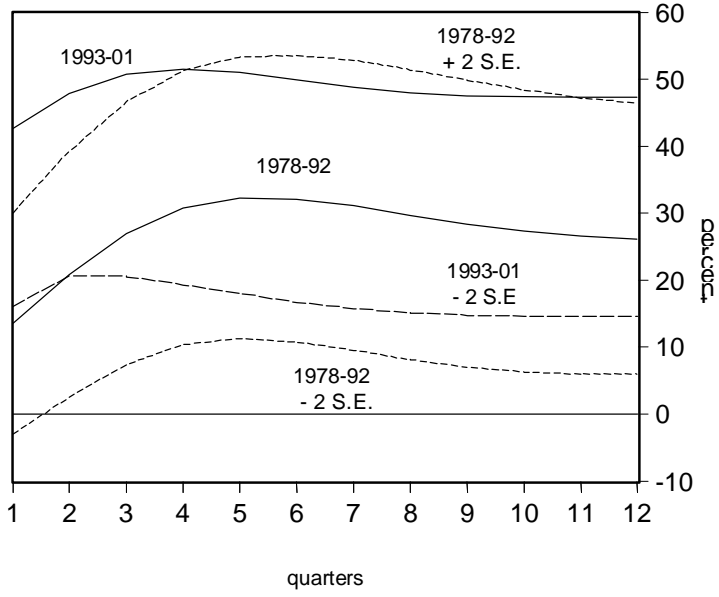
GRAPH 2D: Switzerland

Contribution of Inflation Shocks
 to the Overnight Rate Variance



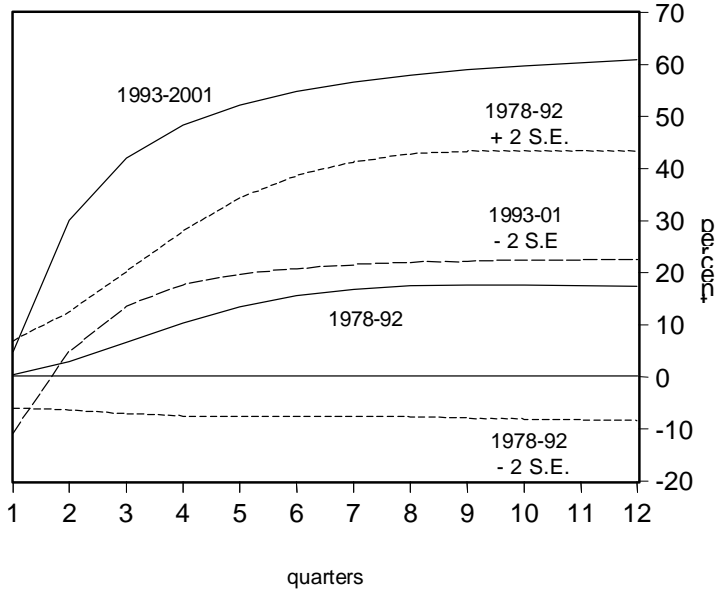
GRAPH 3A: United Kingdom

Contribution of Inflation Shocks to the Overnight Rate Variance



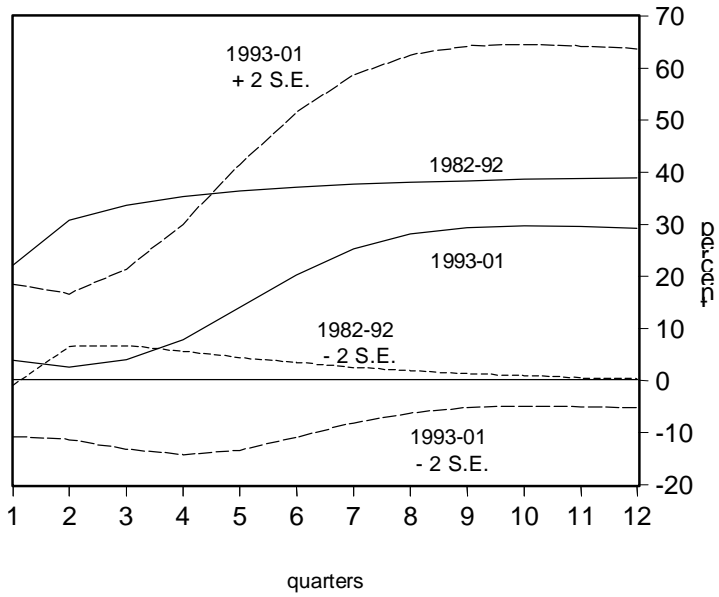
GRAPH 3B: Sweden

Contribution of Inflation Shocks to the Overnight Rate Variance



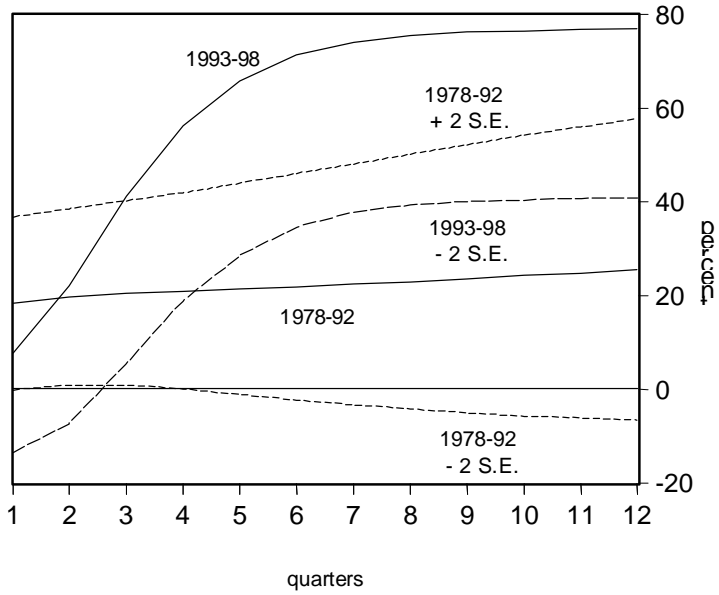
GRAPH 3C: New Zealand

Contribution of Inflation Shocks to the Variance of the 3-month Bank Bill Rate



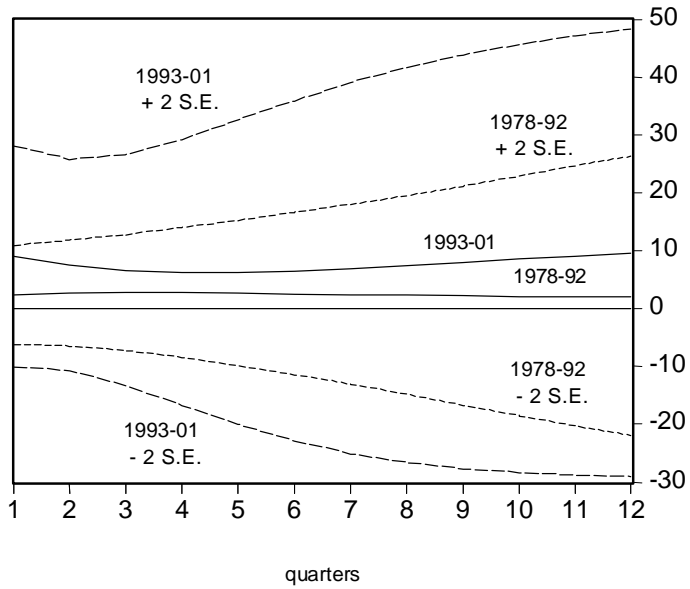
GRAPH 3D: Germany

Contribution of Inflation Shocks to the Overnight Rate Variance



GRAPH 3E: Australia

Contribution of Inflation Shocks to the Overnight Rate Variance



GRAPH 3F: United States

Contribution of Inflation Shocks
to the Variance of the Federal Funds Rate

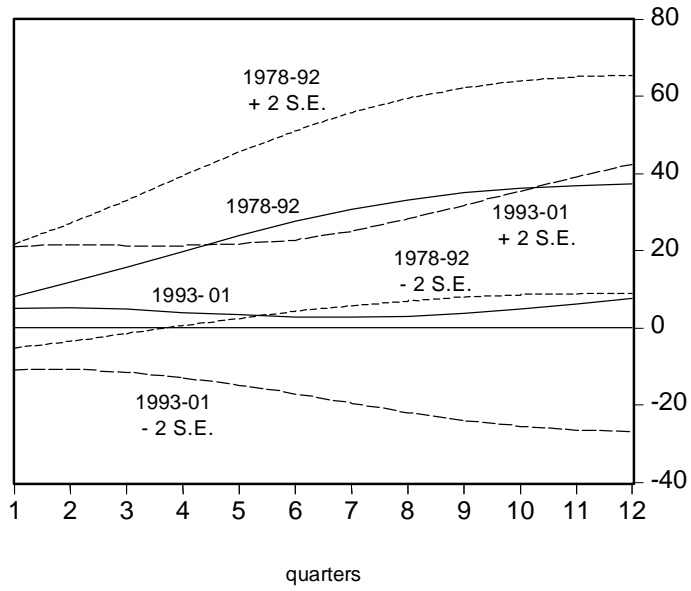


Chart 4A: Two Oil Price Hikes

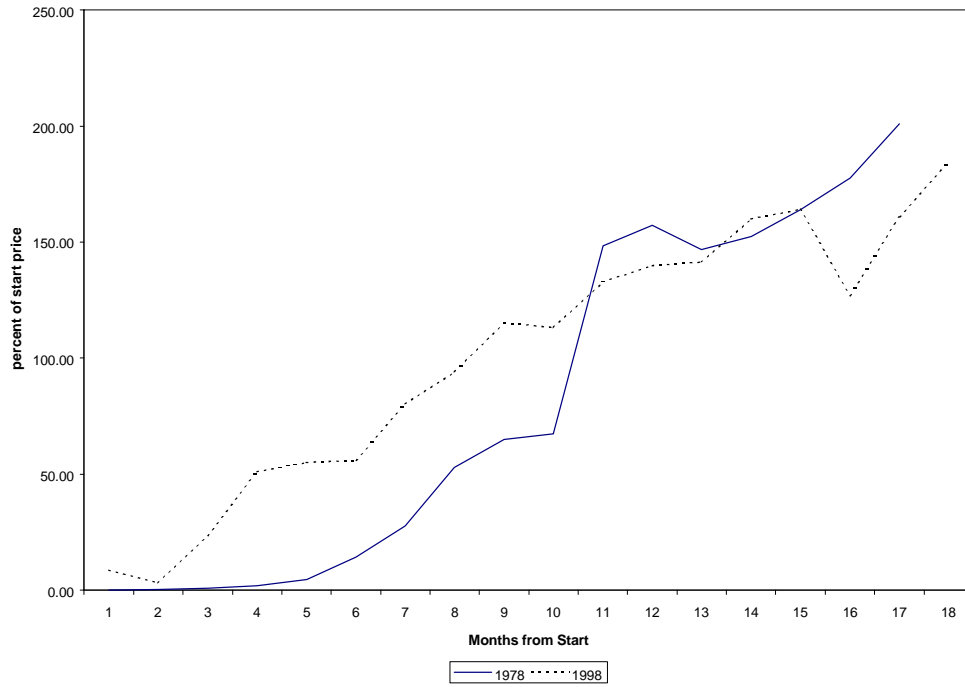
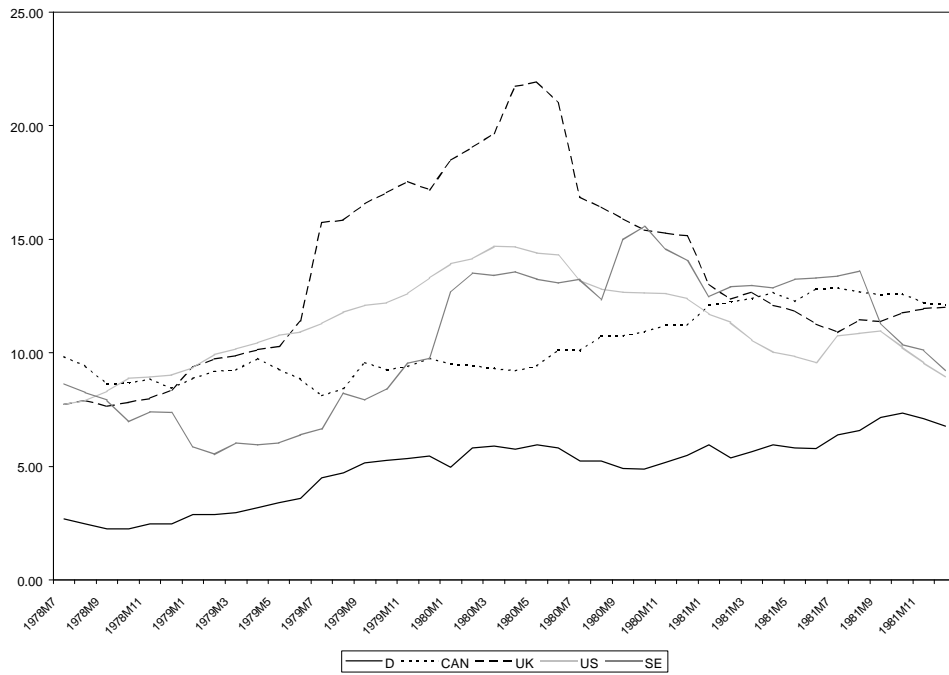


Chart 4B: First Oil Price Shock: Inflation



2008		
B01-08	Euro-Diplomatie durch gemeinsame „Wirtschaftsregierung“	<i>Martin Seidel</i>
2007		
B03-07	Löhne und Steuern im Systemwettbewerb der Mitgliedstaaten der Europäischen Union	<i>Martin Seidel</i>
B02-07	Konsolidierung und Reform der Europäischen Union	<i>Martin Seidel</i>
B01-07	The Ratification of European Treaties - Legal and Constitutional Basis of a European Referendum.	<i>Martin Seidel</i>
2006		
B03-06	Financial Frictions, Capital Reallocation, and Aggregate Fluctuations	<i>Jürgen von Hagen, Haiping Zhang</i>
B02-06	Financial Openness and Macroeconomic Volatility	<i>Jürgen von Hagen, Haiping Zhang</i>
B01-06	A Welfare Analysis of Capital Account Liberalization	<i>Jürgen von Hagen, Haiping Zhang</i>
2005		
B11-05	Das Kompetenz- und Entscheidungssystem des Vertrages von Rom im Wandel seiner Funktion und Verfassung	<i>Martin Seidel</i>
B10-05	Die Schutzklauseln der Beitrittsverträge	<i>Martin Seidel</i>
B09-05	Measuring Tax Burdens in Europe	<i>Guntram B. Wolff</i>
B08-05	Remittances as Investment in the Absence of Altruism	<i>Gabriel González-König</i>
B07-05	Economic Integration in a Multicore World?	<i>Christian Volpe Martincus, Jennifer Pédussel Wu</i>
B06-05	Banking Sector (Under?)Development in Central and Eastern Europe	<i>Jürgen von Hagen, Valeriya Dinger</i>
B05-05	Regulatory Standards Can Lead to Predation	<i>Stefan Lutz</i>
B04-05	Währungspolitik als Sozialpolitik	<i>Martin Seidel</i>
B03-05	Public Education in an Integrated Europe: Studying to Migrate and Teaching to Stay?	<i>Panu Poutvaara</i>
B02-05	Voice of the Diaspora: An Analysis of Migrant Voting Behavior	<i>Jan Fidrmuc, Orla Doyle</i>
B01-05	Macroeconomic Adjustment in the New EU Member States	<i>Jürgen von Hagen, Iulia Traistaru</i>
2004		
B33-04	The Effects of Transition and Political Instability On Foreign Direct Investment Inflows: Central Europe and the Balkans	<i>Josef C. Brada, Ali M. Kutan, Tanner M. Yigit</i>
B32-04	The Choice of Exchange Rate Regimes in Developing Countries: A Multinomial Panel Analysis	<i>Jürgen von Hagen, Jizhong Zhou</i>
B31-04	Fear of Floating and Fear of Pegging: An Empirical Analysis of De Facto Exchange Rate Regimes in Developing Countries	<i>Jürgen von Hagen, Jizhong Zhou</i>
B30-04	Der Vollzug von Gemeinschaftsrecht über die Mitgliedstaaten und seine Rolle für die EU und den Beitrittsprozess	<i>Martin Seidel</i>
B29-04	Deutschlands Wirtschaft, seine Schulden und die Unzulänglichkeiten der einheitlichen Geldpolitik im Eurosystem	<i>Dieter Spethmann, Otto Steiger</i>
B28-04	Fiscal Crises in U.S. Cities: Structural and Non-structural Causes	<i>Guntram B. Wolff</i>
B27-04	Firm Performance and Privatization in Ukraine	<i>Galyna Grygorenko, Stefan Lutz</i>
B26-04	Analyzing Trade Opening in Ukraine: Effects of a Customs Union with the EU	<i>Oksana Harbuzyuk, Stefan Lutz</i>
B25-04	Exchange Rate Risk and Convergence to the Euro	<i>Lucjan T. Orlowski</i>
B24-04	The Endogeneity of Money and the Eurosystem	<i>Otto Steiger</i>
B23-04	Which Lender of Last Resort for the Eurosystem?	<i>Otto Steiger</i>
B22-04	Non-Discretionary Monetary Policy: The Answer for Transition Economies?	<i>Elham-Mafi Kreft, Steven F. Kreft</i>
B21-04	The Effectiveness of Subsidies Revisited: Accounting for Wage and Employment Effects in Business R+D	<i>Volker Reinthaler, Guntram B. Wolff</i>
B20-04	Money Market Pressure and the Determinants of Banking Crises	<i>Jürgen von Hagen, Tai-kuang Ho</i>
B19-04	Die Stellung der Europäischen Zentralbank nach dem Verfassungsvertrag	<i>Martin Seidel</i>

B18-04	Transmission Channels of Business Cycles Synchronization in an Enlarged EMU	<i>Iulia Traistaru</i>
B17-04	Foreign Exchange Regime, the Real Exchange Rate and Current Account Sustainability: The Case of Turkey	<i>Sübidey Togan, Hasan Ersel</i>
B16-04	Does It Matter Where Immigrants Work? Traded Goods, Non-traded Goods, and Sector Specific Employment	<i>Harry P. Bowen, Jennifer Pédussel Wu</i>
B15-04	Do Economic Integration and Fiscal Competition Help to Explain Local Patterns?	<i>Christian Volpe Martincus</i>
B14-04	Euro Adoption and Maastricht Criteria: Rules or Discretion?	<i>Jiri Jonas</i>
B13-04	The Role of Electoral and Party Systems in the Development of Fiscal Institutions in the Central and Eastern European Countries	<i>Sami Yläoutinen</i>
B12-04	Measuring and Explaining Levels of Regional Economic Integration	<i>Jennifer Pédussel Wu</i>
B11-04	Economic Integration and Location of Manufacturing Activities: Evidence from MERCOSUR	<i>Pablo Sanguinetti, Iulia Traistaru, Christian Volpe Martincus</i>
B10-04	Economic Integration and Industry Location in Transition Countries	<i>Laura Resmini</i>
B09-04	Testing Creditor Moral Hazard in Sovereign Bond Markets: A Unified Theoretical Approach and Empirical Evidence	<i>Ayse Y. Evrensel, Ali M. Kutan</i>
B08-04	European Integration, Productivity Growth and Real Convergence	<i>Taner M. Yigit, Ali M. Kutan</i>
B07-04	The Contribution of Income, Social Capital, and Institutions to Human Well-being in Africa	<i>Mina Balamoune-Lutz, Stefan H. Lutz</i>
B06-04	Rural Urban Inequality in Africa: A Panel Study of the Effects of Trade Liberalization and Financial Deepening	<i>Mina Balamoune-Lutz, Stefan H. Lutz</i>
B05-04	Money Rules for the Eurozone Candidate Countries	<i>Lucjan T. Orłowski</i>
B04-04	Who is in Favor of Enlargement? Determinants of Support for EU Membership in the Candidate Countries' Referenda	<i>Orla Doyle, Jan Fidrmuc</i>
B03-04	Over- and Underbidding in Central Bank Open Market Operations Conducted as Fixed Rate Tender	<i>Ulrich Bindseil</i>
B02-04	Total Factor Productivity and Economic Freedom Implications for EU Enlargement	<i>Ronald L. Moomaw, Euy Seok Yang</i>
B01-04	Die neuen Schutzklauseln der Artikel 38 und 39 des Beitrittsvertrages: Schutz der alten Mitgliedstaaten vor Störungen durch die neuen Mitgliedstaaten	<i>Martin Seidel</i>
2003		
B29-03	Macroeconomic Implications of Low Inflation in the Euro Area	<i>Jürgen von Hagen, Boris Hofmann</i>
B28-03	The Effects of Transition and Political Instability on Foreign Direct Investment: Central Europe and the Balkans	<i>Josef C. Brada, Ali M. Kutan, Taner M. Yigit</i>
B27-03	The Performance of the Euribor Futures Market: Efficiency and the Impact of ECB Policy Announcements (Electronic Version of International Finance)	<i>Kerstin Bernoth, Juergen von Hagen</i>
B26-03	Sovereign Risk Premia in the European Government Bond Market (überarbeitete Version zum Herunterladen)	<i>Kerstin Bernoth, Juergen von Hagen, Ludger Schulknecht</i>
B25-03	How Flexible are Wages in EU Accession Countries?	<i>Anna Iara, Iulia Traistaru</i>
B24-03	Monetary Policy Reaction Functions: ECB versus Bundesbank	<i>Bernd Hayo, Boris Hofmann</i>
B23-03	Economic Integration and Manufacturing Concentration Patterns: Evidence from Mercosur	<i>Iulia Traistaru, Christian Volpe Martincus</i>
B22-03	Reformzwänge innerhalb der EU angesichts der Osterweiterung	<i>Martin Seidel</i>
B21-03	Reputation Flows: Contractual Disputes and the Channels for Inter-Firm Communication	<i>William Pyle</i>
B20-03	Urban Primacy, Gigantism, and International Trade: Evidence from Asia and the Americas	<i>Ronald L. Moomaw, Mohammed A. Alwosabi</i>
B19-03	An Empirical Analysis of Competing Explanations of Urban Primacy Evidence from Asia and the Americas	<i>Ronald L. Moomaw, Mohammed A. Alwosabi</i>

B18-03	The Effects of Regional and Industry-Wide FDI Spillovers on Export of Ukrainian Firms	<i>Stefan H. Lutz, Oleksandr Talavera, Sang-Min Park</i>
B17-03	Determinants of Inter-Regional Migration in the Baltic States	<i>Mihails Hazans</i>
B16-03	South-East Europe: Economic Performance, Perspectives, and Policy Challenges	<i>Iulia Traistaru, Jürgen von Hagen</i>
B15-03	Employed and Unemployed Search: The Marginal Willingness to Pay for Attributes in Lithuania, the US and the Netherlands	<i>Jos van Ommeren, Mihails Hazans</i>
B14-03	FCIs and Economic Activity: Some International Evidence	<i>Charles Goodhart, Boris Hofmann</i>
B13-03	The IS Curve and the Transmission of Monetary Policy: Is there a Puzzle?	<i>Charles Goodhart, Boris Hofmann</i>
B12-03	What Makes Regions in Eastern Europe Catching Up? The Role of Foreign Investment, Human Resources, and Geography	<i>Gabriele Tondl, Goran Vuksic</i>
B11-03	Die Weisungs- und Herrschaftsmacht der Europäischen Zentralbank im europäischen System der Zentralbanken - eine rechtliche Analyse	<i>Martin Seidel</i>
B10-03	Foreign Direct Investment and Perceptions of Vulnerability to Foreign Exchange Crises: Evidence from Transition Economies	<i>Josef C. Brada, Vladimír Tomsík</i>
B09-03	The European Central Bank and the Eurosystem: An Analysis of the Missing Central Monetary Institution in European Monetary Union	<i>Gunnar Heinsohn, Otto Steiger</i>
B08-03	The Determination of Capital Controls: Which Role Do Exchange Rate Regimes Play?	<i>Jürgen von Hagen, Jizhong Zhou</i>
B07-03	Nach Nizza und Stockholm: Stand des Binnenmarktes und Prioritäten für die Zukunft	<i>Martin Seidel</i>
B06-03	Fiscal Discipline and Growth in Euroland. Experiences with the Stability and Growth Pact	<i>Jürgen von Hagen</i>
B05-03	Reconsidering the Evidence: Are Eurozone Business Cycles Converging?	<i>Michael Massmann, James Mitchell</i>
B04-03	Do Ukrainian Firms Benefit from FDI?	<i>Stefan H. Lutz, Oleksandr Talavera</i>
B03-03	Europäische Steuerkoordination und die Schweiz	<i>Stefan H. Lutz</i>
B02-03	Commuting in the Baltic States: Patterns, Determinants, and Gains	<i>Mihails Hazans</i>
B01-03	Die Wirtschafts- und Währungsunion im rechtlichen und politischen Gefüge der Europäischen Union	<i>Martin Seidel</i>
2002		
B30-02	An Adverse Selection Model of Optimal Unemployment Assurance	<i>Marcus Hagedorn, Ashok Kaul, Tim Mennel</i>
B29B-02	Trade Agreements as Self-protection	<i>Jennifer Pédussel Wu</i>
B29A-02	Growth and Business Cycles with Imperfect Credit Markets	<i>Debajyoti Chakrabarty</i>
B28-02	Inequality, Politics and Economic Growth	<i>Debajyoti Chakrabarty</i>
B27-02	Poverty Traps and Growth in a Model of Endogenous Time Preference	<i>Debajyoti Chakrabarty</i>
B26-02	Monetary Convergence and Risk Premiums in the EU Candidate Countries	<i>Lucjan T. Orłowski</i>
B25-02	Trade Policy: Institutional Vs. Economic Factors	<i>Stefan Lutz</i>
B24-02	The Effects of Quotas on Vertical Intra-industry Trade	<i>Stefan Lutz</i>
B23-02	Legal Aspects of European Economic and Monetary Union	<i>Martin Seidel</i>
B22-02	Der Staat als Lender of Last Resort - oder: Die Achillesverse des Eurosystems	<i>Otto Steiger</i>
B21-02	Nominal and Real Stochastic Convergence Within the Transition Economies and to the European Union: Evidence from Panel Data	<i>Ali M. Kutan, Taner M. Yigit</i>
B20-02	The Impact of News, Oil Prices, and International Spillovers on Russian Financial Markets	<i>Bernd Hayo, Ali M. Kutan</i>

B19-02	East Germany: Transition with Unification, Experiments and Experiences	<i>Jürgen von Hagen, Rolf R. Strauch, Guntram B. Wolff</i>
B18-02	Regional Specialization and Employment Dynamics in Transition Countries	<i>Iulia Traistaru, Guntram B. Wolff</i>
B17-02	Specialization and Growth Patterns in Border Regions of Accession Countries	<i>Laura Resmini</i>
B16-02	Regional Specialization and Concentration of Industrial Activity in Accession Countries	<i>Iulia Traistaru, Peter Nijkamp, Simonetta Longhi</i>
B15-02	Does Broad Money Matter for Interest Rate Policy?	<i>Matthias Brückner, Andreas Schaber</i>
B14-02	The Long and Short of It: Global Liberalization, Poverty and Inequality	<i>Christian E. Weller, Adam Hersch</i>
B13-02	De Facto and Official Exchange Rate Regimes in Transition Economies	<i>Jürgen von Hagen, Jizhong Zhou</i>
B12-02	Argentina: The Anatomy of A Crisis	<i>Jiri Jonas</i>
B11-02	The Eurosystem and the Art of Central Banking	<i>Gunnar Heinsohn, Otto Steiger</i>
B10-02	National Origins of European Law: Towards an Autonomous System of European Law?	<i>Martin Seidel</i>
B09-02	Monetary Policy in the Euro Area - Lessons from the First Years	<i>Volker Clausen, Bernd Hayo</i>
B08-02	Has the Link Between the Spot and Forward Exchange Rates Broken Down? Evidence From Rolling Cointegration Tests	<i>Ali M. Kutan, Su Zhou</i>
B07-02	Perspektiven der Erweiterung der Europäischen Union	<i>Martin Seidel</i>
B06-02	Is There Asymmetry in Forward Exchange Rate Bias? Multi-Country Evidence	<i>Su Zhou, Ali M. Kutan</i>
B05-02	Real and Monetary Convergence Within the European Union and Between the European Union and Candidate Countries: A Rolling Cointegration Approach	<i>Josef C. Brada, Ali M. Kutan, Su Zhou</i>
B04-02	Asymmetric Monetary Policy Effects in EMU	<i>Volker Clausen, Bernd Hayo</i>
B03-02	The Choice of Exchange Rate Regimes: An Empirical Analysis for Transition Economies	<i>Jürgen von Hagen, Jizhong Zhou</i>
B02-02	The Euro System and the Federal Reserve System Compared: Facts and Challenges	<i>Karlheinz Ruckriegel, Franz Seitz</i>
B01-02	Does Inflation Targeting Matter?	<i>Manfred J. M. Neumann, Jürgen von Hagen</i>
2001		
B29-01	Is Kazakhstan Vulnerable to the Dutch Disease?	<i>Karlygash Kuralbayeva, Ali M. Kutan, Michael L. Wyzan</i>
B28-01	Political Economy of the Nice Treaty: Rebalancing the EU Council. The Future of European Agricultural Policies	<i>Deutsch-Französisches Wirtschaftspolitisches Forum</i>
B27-01	Investor Panic, IMF Actions, and Emerging Stock Market Returns and Volatility: A Panel Investigation	<i>Bernd Hayo, Ali M. Kutan</i>
B26-01	Regional Effects of Terrorism on Tourism: Evidence from Three Mediterranean Countries	<i>Konstantinos Drakos, Ali M. Kutan</i>
B25-01	Monetary Convergence of the EU Candidates to the Euro: A Theoretical Framework and Policy Implications	<i>Lucjan T. Orłowski</i>
B24-01	Disintegration and Trade	<i>Jarko and Jan Fidrmuc</i>
B23-01	Migration and Adjustment to Shocks in Transition Economies	<i>Jan Fidrmuc</i>
B22-01	Strategic Delegation and International Capital Taxation	<i>Matthias Brückner</i>
B21-01	Balkan and Mediterranean Candidates for European Union Membership: The Convergence of Their Monetary Policy With That of the European Central Bank	<i>Josef C. Brada, Ali M. Kutan</i>
B20-01	An Empirical Inquiry of the Efficiency of Intergovernmental Transfers for Water Projects Based on the WRDA Data	<i>Anna Rubinchik-Pessach</i>
B19-01	Detrending and the Money-Output Link: International Evidence	<i>R.W. Hafer, Ali M. Kutan</i>

B18-01	Monetary Policy in Unknown Territory. The European Central Bank in the Early Years	<i>Jürgen von Hagen, Matthias Brückner</i>
B17-01	Executive Authority, the Personal Vote, and Budget Discipline in Latin American and Caribbean Countries	<i>Mark Hallerberg, Patrick Marier</i>
B16-01	Sources of Inflation and Output Fluctuations in Poland and Hungary: Implications for Full Membership in the European Union	<i>Selahattin Dibooglu, Ali M. Kutan</i>
B15-01	Programs Without Alternative: Public Pensions in the OECD	<i>Christian E. Weller</i>
B14-01	Formal Fiscal Restraints and Budget Processes As Solutions to a Deficit and Spending Bias in Public Finances - U.S. Experience and Possible Lessons for EMU	<i>Rolf R. Strauch, Jürgen von Hagen</i>
B13-01	German Public Finances: Recent Experiences and Future Challenges	<i>Jürgen von Hagen, Rolf R. Strauch</i>
B12-01	The Impact of Eastern Enlargement On EU-Labour Markets. Pensions Reform Between Economic and Political Problems	<i>Deutsch-Französisches Wirtschaftspolitisches Forum</i>
B11-01	Inflationary Performance in a Monetary Union With Large Wage Setters	<i>Lilia Cavallar</i>
B10-01	Integration of the Baltic States into the EU and Institutions of Fiscal Convergence: A Critical Evaluation of Key Issues and Empirical Evidence	<i>Ali M. Kutan, Niina Pautola-Mol</i>
B09-01	Democracy in Transition Economies: Grease or Sand in the Wheels of Growth?	<i>Jan Fidrmuc</i>
B08-01	The Functioning of Economic Policy Coordination	<i>Jürgen von Hagen, Susanne Mundschenk</i>
B07-01	The Convergence of Monetary Policy Between Candidate Countries and the European Union	<i>Josef C. Brada, Ali M. Kutan</i>
B06-01	Opposites Attract: The Case of Greek and Turkish Financial Markets	<i>Konstantinos Drakos, Ali M. Kutan</i>
B05-01	Trade Rules and Global Governance: A Long Term Agenda. The Future of Banking.	<i>Deutsch-Französisches Wirtschaftspolitisches Forum</i>
B04-01	The Determination of Unemployment Benefits	<i>Rafael di Tella, Robert J. McCulloch</i>
B03-01	Preferences Over Inflation and Unemployment: Evidence from Surveys of Happiness	<i>Rafael di Tella, Robert J. McCulloch, Andrew J. Oswald</i>
B02-01	The Konstanz Seminar on Monetary Theory and Policy at Thirty	<i>Michele Fratianni, Jürgen von Hagen</i>
B01-01	Divided Boards: Partisanship Through Delegated Monetary Policy	<i>Etienne Farvaque, Gael Lagadec</i>
2000		
B20-00	Breakin-up a Nation, From the Inside	<i>Etienne Farvaque</i>
B19-00	Income Dynamics and Stability in the Transition Process, general Reflections applied to the Czech Republic	<i>Jens Hölscher</i>
B18-00	Budget Processes: Theory and Experimental Evidence	<i>Karl-Martin Ehrhart, Roy Gardner, Jürgen von Hagen, Claudia Keser</i>
B17-00	Rückführung der Landwirtschaftspolitik in die Verantwortung der Mitgliedsstaaten? - Rechts- und Verfassungsfragen des Gemeinschaftsrechts	<i>Martin Seidel</i>
B16-00	The European Central Bank: Independence and Accountability	<i>Christa Randzio-Plath, Tomasso Padoa-Schioppa</i>
B15-00	Regional Risk Sharing and Redistribution in the German Federation	<i>Jürgen von Hagen, Ralf Hepp</i>
B14-00	Sources of Real Exchange Rate Fluctuations in Transition Economies: The Case of Poland and Hungary	<i>Selahattin Dibooglu, Ali M. Kutan</i>
B13-00	Back to the Future: The Growth Prospects of Transition Economies Reconsidered	<i>Nauro F. Campos</i>

B12-00	Rechtsetzung und Rechtsangleichung als Folge der Einheitlichen Europäischen Wahrung	<i>Martin Seidel</i>
B11-00	A Dynamic Approach to Inflation Targeting in Transition Economies	<i>Lucjan T. Orłowski</i>
B10-00	The Importance of Domestic Political Institutions: Why and How Belgium Qualified for EMU	<i>Marc Hallerberg</i>
B09-00	Rational Institutions Yield Hysteresis	<i>Rafael Di Tella, Robert MacCulloch</i>
B08-00	The Effectiveness of Self-Protection Policies for Safeguarding Emerging Market Economies from Crises	<i>Kenneth Kletzer</i>
B07-00	Financial Supervision and Policy Coordination in The EMU	<i>Deutsch-Franzosisches Wirtschaftspolitisches Forum</i>
B06-00	The Demand for Money in Austria	<i>Bernd Hayo</i>
B05-00	Liberalization, Democracy and Economic Performance during Transition	<i>Jan Fidrmuc</i>
B04-00	A New Political Culture in The EU - Democratic Accountability of the ECB	<i>Christa Randzio-Plath</i>
B03-00	Integration, Disintegration and Trade in Europe: Evolution of Trade Relations during the 1990's	<i>Jarko Fidrmuc, Jan Fidrmuc</i>
B02-00	Inflation Bias and Productivity Shocks in Transition Economies: The Case of the Czech Republic	<i>Josef C. Brada, Arthur E. King, Ali M. Kutan</i>
B01-00	Monetary Union and Fiscal Federalism	<i>Kenneth Kletzer, Jurgen von Hagen</i>
1999		
B26-99	Skills, Labour Costs, and Vertically Differentiated Industries: A General Equilibrium Analysis	<i>Stefan Lutz, Alessandro Turrini</i>
B25-99	Micro and Macro Determinants of Public Support for Market Reforms in Eastern Europe	<i>Bernd Hayo</i>
B24-99	What Makes a Revolution?	<i>Robert MacCulloch</i>
B23-99	Informal Family Insurance and the Design of the Welfare State	<i>Rafael Di Tella, Robert MacCulloch</i>
B22-99	Partisan Social Happiness	<i>Rafael Di Tella, Robert MacCulloch</i>
B21-99	The End of Moderate Inflation in Three Transition Economies?	<i>Josef C. Brada, Ali M. Kutan</i>
B20-99	Subnational Government Bailouts in Germany	<i>Helmut Seitz</i>
B19-99	The Evolution of Monetary Policy in Transition Economies	<i>Ali M. Kutan, Josef C. Brada</i>
B18-99	Why are Eastern Europe's Banks not failing when everybody else's are?	<i>Christian E. Weller, Bernard Morzuch</i>
B17-99	Stability of Monetary Unions: Lessons from the Break-Up of Czechoslovakia	<i>Jan Fidrmuc, Julius Horvath and Jarko Fidrmuc</i>
B16-99	Multinational Banks and Development Finance	<i>Christian E. Weller and Mark J. Scher</i>
B15-99	Financial Crises after Financial Liberalization: Exceptional Circumstances or Structural Weakness?	<i>Christian E. Weller</i>
B14-99	Industry Effects of Monetary Policy in Germany	<i>Bernd Hayo and Birgit Uhlenbrock</i>
B13-99	Financial Fragility or What Went Right and What Could Go Wrong in Central European Banking?	<i>Christian E. Weller and Jurgen von Hagen</i>
B12-99	Size Distortions of Tests of the Null Hypothesis of Stationarity: Evidence and Implications for Applied Work	<i>Mehmet Caner and Lutz Kilian</i>
B11-99	Financial Supervision and Policy Coordination in the EMU	<i>Deutsch-Franzosisches Wirtschaftspolitisches Forum</i>
B10-99	Financial Liberalization, Multinational Banks and Credit Supply: The Case of Poland	<i>Christian Weller</i>
B09-99	Monetary Policy, Parameter Uncertainty and Optimal Learning	<i>Volker Wieland</i>
B08-99	The Connection between more Multinational Banks and less Real Credit in Transition Economies	<i>Christian Weller</i>

- B07-99 **Comovement and Catch-up in Productivity across Sectors: Evidence from the OECD** *Christopher M. Cornwell and Jens-Uwe Wächter*
- B06-99 **Productivity Convergence and Economic Growth: A Frontier Production Function Approach** *Christopher M. Cornwell and Jens-Uwe Wächter*
- B05-99 **Tumbling Giant: Germany's Experience with the Maastricht Fiscal Criteria** *Jürgen von Hagen and Rolf Strauch*
- B04-99 **The Finance-Investment Link in a Transition Economy: Evidence for Poland from Panel Data** *Christian Weller*
- B03-99 **The Macroeconomics of Happiness** *Rafael Di Tella, Robert McCulloch and Andrew J. Oswald*
- B02-99 **The Consequences of Labour Market Flexibility: Panel Evidence Based on Survey Data** *Rafael Di Tella and Robert McCulloch*
- B01-99 **The Excess Volatility of Foreign Exchange Rates: Statistical Puzzle or Theoretical Artifact?** *Robert B.H. Hauswald*
- 1998**
- B16-98 **Labour Market + Tax Policy in the EMU** *Deutsch-Französisches Wirtschaftspolitisches Forum*
- B15-98 **Can Taxing Foreign Competition Harm the Domestic Industry?** *Stefan Lutz*
- B14-98 **Free Trade and Arms Races: Some Thoughts Regarding EU-Russian Trade** *Rafael Reuveny and John Maxwell*
- B13-98 **Fiscal Policy and Intranational Risk-Sharing** *Jürgen von Hagen*
- B12-98 **Price Stability and Monetary Policy Effectiveness when Nominal Interest Rates are Bounded at Zero** *Athanasios Orphanides and Volker Wieland*
- B11A-98 **Die Bewertung der "dauerhaft tragbaren öffentlichen Finanzlage" der EU Mitgliedstaaten beim Übergang zur dritten Stufe der EWWU** *Rolf Strauch*
- B11-98 **Exchange Rate Regimes in the Transition Economies: Case Study of the Czech Republic: 1990-1997** *Julius Horvath and Jiri Jonas*
- B10-98 **Der Wettbewerb der Rechts- und politischen Systeme in der Europäischen Union** *Martin Seidel*
- B09-98 **U.S. Monetary Policy and Monetary Policy and the ESCB** *Robert L. Hetzel*
- B08-98 **Money-Output Granger Causality Revisited: An Empirical Analysis of EU Countries (überarbeitete Version zum Herunterladen)** *Bernd Hayo*
- B07-98 **Designing Voluntary Environmental Agreements in Europe: Some Lessons from the U.S. EPA's 33/50 Program** *John W. Maxwell*
- B06-98 **Monetary Union, Asymmetric Productivity Shocks and Fiscal Insurance: an Analytical Discussion of Welfare Issues** *Kenneth Kletzer*
- B05-98 **Estimating a European Demand for Money (überarbeitete Version zum Herunterladen)** *Bernd Hayo*
- B04-98 **The EMU's Exchange Rate Policy** *Deutsch-Französisches Wirtschaftspolitisches Forum*
- B03-98 **Central Bank Policy in a More Perfect Financial System** *Jürgen von Hagen / Ingo Fender*
- B02-98 **Trade with Low-Wage Countries and Wage Inequality** *Jaleel Ahmad*
- B01-98 **Budgeting Institutions for Aggregate Fiscal Discipline** *Jürgen von Hagen*
- 1997**
- B04-97 **Macroeconomic Stabilization with a Common Currency: Does European Monetary Unification Create a Need for Fiscal Insurance or Federalism?** *Kenneth Kletzer*
- B-03-97 **Liberalising European Markets for Energy and Telecommunications: Some Lessons from the US Electric Utility Industry** *Tom Lyon / John Mayo*
- B02-97 **Employment and EMU** *Deutsch-Französisches Wirtschaftspolitisches Forum*
- B01-97 **A Stability Pact for Europe** *(a Forum organized by ZEI)*

ISSN 1436 - 6053

Zentrum für Europäische Integrationsforschung
Center for European Integration Studies
Rheinische Friedrich-Wilhelms-Universität Bonn

Walter-Flex-Strasse 3
D-53113 Bonn
Germany

Tel.: +49-228-73-1732
Fax: +49-228-73-1809
www.zei.de