

Spies, Julia

Working Paper

Network and border effects: Where do foreign multinationals locate in Germany?

IAW Diskussionspapiere, No. 47

Provided in Cooperation with:

Institute for Applied Economic Research (IAW)

Suggested Citation: Spies, Julia (2009) : Network and border effects: Where do foreign multinationals locate in Germany?, IAW Diskussionspapiere, No. 47, Institut für Angewandte Wirtschaftsforschung (IAW), Tübingen

This Version is available at:

<https://hdl.handle.net/10419/39221>

Standard-Nutzungsbedingungen:

Die Dokumente auf EconStor dürfen zu eigenen wissenschaftlichen Zwecken und zum Privatgebrauch gespeichert und kopiert werden.

Sie dürfen die Dokumente nicht für öffentliche oder kommerzielle Zwecke vervielfältigen, öffentlich ausstellen, öffentlich zugänglich machen, vertreiben oder anderweitig nutzen.

Sofern die Verfasser die Dokumente unter Open-Content-Lizenzen (insbesondere CC-Lizenzen) zur Verfügung gestellt haben sollten, gelten abweichend von diesen Nutzungsbedingungen die in der dort genannten Lizenz gewährten Nutzungsrechte.

Terms of use:

Documents in EconStor may be saved and copied for your personal and scholarly purposes.

You are not to copy documents for public or commercial purposes, to exhibit the documents publicly, to make them publicly available on the internet, or to distribute or otherwise use the documents in public.

If the documents have been made available under an Open Content Licence (especially Creative Commons Licences), you may exercise further usage rights as specified in the indicated licence.

**Network and Border Effects:
Where Do Foreign Multinationals
Locate in Germany?**

Julia Spies

Institut für Angewandte Wirtschaftsforschung e.V.
Ob dem Himmelreich 1 | 72074 Tübingen | Germany
Tel.: +49 7071 98960 | Fax: +49 7071 989699

ISSN: 1617-5654

IAW-Diskussionspapiere

Das Institut für Angewandte Wirtschaftsforschung (IAW) Tübingen ist ein unabhängiges außeruniversitäres Forschungsinstitut, das am 17. Juli 1957 auf Initiative von Professor Dr. Hans Peter gegründet wurde. Es hat die Aufgabe, Forschungsergebnisse aus dem Gebiet der Wirtschafts- und Sozialwissenschaften auf Fragen der Wirtschaft anzuwenden. Die Tätigkeit des Instituts konzentriert sich auf empirische Wirtschaftsforschung und Politikberatung.

Dieses IAW-Diskussionspapier können Sie auch von unserer IAW-Homepage als pdf-Datei herunterladen:

<http://www.iaw.edu/Publikationen/IAW-Diskussionspapiere>

ISSN 1617-5654

Weitere Publikationen des IAW:

- IAW-News (erscheinen 4x jährlich)
- IAW-Forschungsberichte

Möchten Sie regelmäßig eine unserer Publikationen erhalten, dann wenden Sie sich bitte an uns:

IAW Tübingen, Ob dem Himmelreich 1, 72074 Tübingen,
Telefon 07071 / 98 96-0
Fax 07071 / 98 96-99
E-Mail: iaw@iaw.edu

Aktuelle Informationen finden Sie auch im Internet unter:

<http://www.iaw.edu>

Der Inhalt der Beiträge in den IAW-Diskussionspapieren liegt in alleiniger Verantwortung der Autorinnen und Autoren und stellt nicht notwendigerweise die Meinung des IAW dar.

Network and Border Effects: Where Do Foreign Multinationals Locate in Germany?*

Julia Spies[†]

March 11, 2009

Abstract

This study assesses the determinants of location choices of foreign multinational firms at the level of German federal states. Adjacency and existing firm networks are assumed to influence the investors' profits in a given location by overcoming informational disadvantages when entering the new market. A conditional and a nested logit model resemble the structure of the location choice process of individual investors well. By using affiliate-level data between 1997 and 2005, the results confirm that firms react positively to local demand, a common border and existing firm networks, while unit labour costs exhibit the expected negative impact. In the sectoral estimations, it is shown that these effects vary in their relevance among manufacturing and service affiliates, and between upstream and downstream activities.

Keywords: Location choice, multinational firms, nested logit model
JEL: F23, R39

*This paper has partly been written during visits to the research centre of the Deutsche Bundesbank. The hospitality of the Bundesbank and access to its firm-level Micro database Direct Investment (MiDi) are gratefully acknowledged. Special thanks go to Farid Toubal, Sebastian Krautheim, Claudia Buch and Lisandra Flach for giving inspiring advices. Katharina Decker has provided most efficient research assistance. I would also like to thank the participants of the ETSG 2008 conference and the MicroDyn 2008 workshop in Warsaw and the THE Graduate Workshop 2008 in Hohenheim.

[†]Institute for Applied Economic Research (IAW), Ob dem Himmelreich 1, D-72074 Tübingen, +49-7071-989616, julia.spies@iaw.edu

1 Introduction

The reunification of the formerly separated Eastern and Western German states in 1990 entailed exceptional interregional differences within one country. Today, almost 20 years after the fall of the Berlin wall, a huge rift persists along various characteristic lines: low productivity, high unemployment and low network effects keep drawing down the attractiveness of the East German federal states for private investment in general, and for Foreign Direct Investment (FDI) in particular (see Uhlig, 2008). Over the period 1997-2005, only around 10% of all Multinational Enterprise' (MNE) affiliates were established in East Germany, half of which in Berlin. Buch and Toubal (2008) confirm a low integration of East Germany into international markets with respect to trade and migration as well. Although these measures report a considerable dispersion also across West German federal states, it seems fair to state that multinational activity has not yet contributed to closing the East-West gap.

In response to the New Economic Geography (NEG) framework by Krugman (1991), a range of empirical studies emerged investigating the regional and urban determinants in the location decisions of firms (see e.g. Crozet, Mayer, and Mucchielli, 2004 for France; Barrios, Görg, and Strobl, 2006 for Ireland and Basile, 2004 for Italy). In Germany, media and academic research have been heavily concerned with firms shifting their production facilities to low cost countries while staying comparably silent about the determinants and effects of inward FDI. Although recent papers find a significant positive impact of inward FDI on domestic firms (see e.g. Arndt and Mattes, 2008) and on the local economy (see e.g. Bitzer and Görg, 2008), there exists – to the best of my knowledge – no study investigating the regional determinants of the location choices of foreign multinationals in Germany.

In accordance with advances in location choice theory, this study adopts a monopolistic competition framework and assumes that a firm decides for a certain location if the achievable profits outweigh the profits that can be gained in all other available locations (for similar approaches compare also Head and Mayer, 2004; Inui, Matsuura, and Poncet, 2008 and Mayer, Méjean, and Nefussi, 2007). Among the variables influencing a firm's profit, the fixed costs of market entry have often been ignored. Most studies that are based on a NEG framework refrain from specifying this term of the profit function despite the notion of Helpman, Melitz, and Yeaple (2004) that the fixed costs of establishing an affiliate abroad involve a plant- and a country- (or region-)level part. Fujita and Thisse (1996) confirm that the location choice of an MNE might depend crucially on information spillovers arising from industry clusters. Although the authors originally thought of spillovers as improving the production function, they can – if specific to each German federal state – drive a wedge between the entry costs into the potential markets. In addition to network effects, adjacency to the source country

may drive down fixed costs through information advantages. Thus, if fixed costs are a decisive parameter for market entry of foreign multinationals and vary across German federal states, they might explain part of the regional dispersion of the locations of MNEs' affiliates. Hence, this study lays some importance on identifying these costs.

The fixed costs specification through national industry clusters and common borders suggests that the determinants of inward FDI vary among investors from different countries of origin as well as across sectors. Recent studies support a more differentiated examination of MNE activity. In particular, the distinct role of trade affiliates (as opposed to foreign production plants or to other export modes) has called a lot of attention in the theoretical (Krauthaim, 2007) and the empirical literature (Hanson, Mataloni, and Slaughter, 2001). Interregional differences may, consequently, also translate into a distinct sectoral composition of multinational activity.

This study aims at explaining the regional dispersion of foreign multinationals' affiliates by exploiting the firm-level Micro database Direct Investment (MiDi) of the Deutsche Bundesbank. The MiDi is a full sample survey of foreign firms' affiliates in Germany.¹ Merging the FDI data at the level of individual affiliates with information on German federal states extracted from the Federal Statistical Office gives a very rich database that allows assessing the impact of the theoretically derived regional drivers of inward FDI. The conditional logit and the nested logit model are employed to estimate the relative probability with which a multinational investor chooses a certain location. By relaxing the restrictive Independence of Irrelevant Alternatives (IIA) assumption the nested logit is able to account for expected differences between East and West German federal states as location alternatives.

The analyses of this study add to the existing literature in three aspects: first, the combination of FDI data at the affiliate-level with regional data at the level of German federal states allows for a thorough assessment of the determinants of location choices of MNEs within Germany. Second, by explicitly modelling the fixed costs of firm entry, a border dummy and agglomeration variables are formally included into the empirical set-up. Third, the empirical evidence equips policy makers with useful information on how to attract MNEs in general and MNEs that have specific home countries and that operate within certain sectors.

The paper proceeds as follows: Section 2 lays out the theoretical model which motivates the empirical specification. Section 3 describes the estimation strategy with the conditional logit (Section 3.1) and the nested logit (Section 3.2) model. After presenting some descriptive statistics on the dependent variable in Section 4.1, the independent variables are explained in

¹Direct investment enterprises with a balance sheet total below a certain threshold do not need to be reported. Since 2002, this threshold corresponds to a balance sheet total up to and including three million €.

Section 4.2. Section 5 discusses the results of the empirical examination. Section 6 concludes.

2 Theoretical Background

Multinational firms face a set of location options when deciding to undertake an investment abroad. The selection of a particular location depends on the potential profits associated with that location exceeding the potential profits associated with all other available locations. This study follows Redding and Venables (2004), Amiti and Javorcik (2008) and Mayer, Méjean, and Nefussi (2007) in adopting a Dixit-Stiglitz-type monopolistic competition model and extends it with regard to the specification of fixed costs and internal market access. The total profits of a single representative firm located in region i but selling in all potential markets j can be described as²

$$\Pi_i = \sum_j [(1 - t_i)(p_{ij} - c_i\phi_{ij})x_{ij}] - f_{ik} \quad (1)$$

with p_{ij} representing the prices to which the firm sells its output x_{ij} in the j available markets. The firm's profits are reduced by the taxes t_i a firm has to pay in region i , by the marginal costs of production $c_i = w_i^\alpha r_i^\beta$ (with labour and land as the two production factors and wages and land rents as their prices), by the iceberg-type transport costs ϕ_{ij} and by the sunk fixed costs of the investment, f_{ik} . According to Helpman, Melitz, and Yeaple (2004), fixed costs are higher for foreign than for domestic firms, because the former face an informational disadvantage when entering a new market.³ The fixed costs

$$f_{ik} = (N_{ik}Z_i^{1-\sigma})^{1/1-\sigma} \quad (2)$$

depend on the inverse of the costs of entry into a foreign market Z_i and on the costs of duplicating overhead production N_{ik} . Variables in Z_i are region- and origin country specific, whereas the number of firms, N_{ik} , may also vary among industries (the index of the source country is omitted for the sake of simplicity). Both variables are assumed to reduce the informational disadvantage of foreign firms and facilitate thereby the entry into a specific market i .⁴ In line with the propositions of Fujita and Thisse (1996), N_{ik} is

²Firm heterogeneity with respect to location choice cannot be assessed with the available information in the MiDi. For this reason, the simple model assumes one representative firm.

³In contrast to the proximity-concentration literature, firms have to cover fixed costs only when setting up an additional affiliate abroad; exporting the output to any other market is only subject to variable transport costs.

⁴A high number of firms in an industry also reflects low plant-level economies of scale. This interpretation corresponds more closely to Helpman et al.'s definition of the plant-level part of fixed costs.

an agglomeration variable that entails spillovers among firms from the same sector and the same country of origin. In the present set-up, a high elasticity of substitution σ ($\sigma > 1$) and thus, intense competition will, however, reduce each firm's willingness to share information with new entrants. Hence, the positive externalities among firms in a certain location decrease with σ .

$$x_{ij} = \frac{E_i P_i^{\sigma-1}}{\phi_{ii}^{\sigma-1} p_i^\sigma} + \sum_l \frac{E_l P_l^{\sigma-1}}{\phi_{il}^{\sigma-1} p_i^\sigma} \quad (3)$$

is the effective demand level for the products sold by an affiliate on all potential markets depending positively on the expenditure shares E_i and E_j and negatively on the mill price p_i . It is assumed that a multinational firm can either sell its output in the chosen region i or in all other regions L ($l \in L$), but not abroad. In either case, goods face iceberg-type trade costs ϕ_{ii} (ϕ_{il}) before reaching their final destination. With the underlying demand curve, a firm will charge the prices

$$p_{ii} = \frac{c_i \sigma}{\sigma - 1} \phi_{ii} \text{ and} \quad (4a)$$

$$p_{ij} = \frac{c_i \sigma}{\sigma - 1} \phi_{il} \quad (4b)$$

in the home market i and in all other markets L respectively; the mark-up over the marginal costs depending negatively on the elasticity of substitution. A few mathematical transformations lead to the testable equation

$$\Pi_i = (1 - t_i) \frac{(w_i^\alpha r_i^\beta)^{1-\sigma}}{\sigma} \left(\frac{\sigma}{\sigma - 1} \right)^{1-\sigma} \left(\frac{E_i P_i^{\sigma-1}}{\phi_{ii}^{\sigma-1} p_i^\sigma} + \sum_l \frac{E_l P_l^{\sigma-1}}{\phi_{il}^{\sigma-1} p_i^\sigma} \right) - f_{ik} \quad (5)$$

which motivates the following log-linear empirical specification where variables are allowed to vary over time

$$\begin{aligned} \ln \Pi_i = & \gamma_0 + \gamma_1 \ln t_{it} + \gamma_2 \ln w_{it} + \gamma_3 \ln r_{it} + \gamma_4 \ln MA_{it} + \gamma_5 \ln \phi_{iit} \\ & + \gamma_6 \ln \sum_l \frac{MA_{lt}}{\phi_{il}} + \gamma_7 \ln N_{ikt} + \gamma_8 Z_i + \nu_i + \epsilon_{ikt}. \end{aligned} \quad (6)$$

Equation (6) subsumes the demand and the price indices into an internal and an external market access variable (MA_{it} and MA_{lt}). It also includes region dummies to account for unobserved heterogeneity among location alternatives such as the elasticity of substitution σ .

Although equation (6) describes the profits of a representative firm, the magnitude of the independent variables may in fact vary for investors from

different countries and operating in different sectors. In an empirical paper, Hanson, Mataloni, and Slaughter (2001) emphasise that the motives underlying the establishment of wholesale and manufacturing affiliates differ and propose, therefore, a distinction of distribution- and production-related FDI activities. In this spirit, Krautheim (2007) shows that the decision between various entry modes (in particular, these are exports and FDI through wholesale affiliates or through production plants) depends on their distinct cost structures. Although the present analysis assumes that the fundamental investment decision has already been taken, and that the only choice that has to be made is the affiliates' location, a sectoral view seems appropriate. A simple discrimination of manufacturing from service industries misses out the specific role of wholesalers and retailers. In line with Defever (2006), this study additionally distinguishes upstream and downstream activities. Downstream activities correspond to the post-production distributional activities of wholesalers and retailers. Upstream activities subsume the pre-production stage activities of R&D centres and headquarters. Weichenrieder and Mintz (2007) argue that, apart from taxes, the economically efficient bundling of activities in one country motivates the existence of holdings. In this sense, holdings act as local or third country headquarters and can be perceived as undertaking upstream activities. Despite of the notion of Weichenrieder and Mintz (2007), their classification as a pre-production service is, however, at best an approximation of upstream activities. In fact, the heterogeneous nature of holdings would require more detailed information about actual occupations and tasks for which data is not available in the MiDi.

In a nutshell, this study assumes fixed costs to play a predominant role in the profit-maximising location choice of a firm. The adopted specification assumes that existing firm networks and adjacency to the country of origin mitigate the information disadvantages of foreign over domestic firms and facilitate thereby the entry into a specific regional market. The theoretically derived location choice determinants are expected to vary across different source countries and across sectors. Against the background of a recently raising interest in occupational and sectoral differences in firm internationalisation, manufacturing and services and upstream and downstream activities will separately be examined.

3 Empirical Methodology

After formally deriving a testable equation, the identified push and pull factors with a special focus on the fixed costs of market entry will be assessed empirically. To this end, the following section introduces the econometric concepts of the conditional (3.1) and the nested logit model (3.2). Both estimation procedures fit the present questions particularly well since they allow presenting the choice of a certain location as the profit maximising

decision of a multinational firm.

3.1 The Conditional Logit Model

While the actual profits associated with each location cannot be observed, information about the location choice and regional characteristics is available. The derived observable and unobservable variables (compare equation (6)) influence the profit of each alternative location and therefore the probability to invest in region i . The firm-level database MiDi contains information about the federal state, in which an MNE's affiliate is located, about its sector and the source country of the investment. Since it does not contain any information about the foreign mother, the location choice is assumed to be made upon regional characteristics only (for a more detailed description of the dependent and explanatory variables, see Section 4). The conditional (fixed effects) logit model resembles well a firm's location decision in a particular market by estimating the relative probability of choosing a certain location i in dependence of its own characteristics x_i and of the characteristics x_l of all alternative locations L (see e.g. Train, 2003 for a detailed description),

$$P_i = \frac{\exp(\gamma x_i)}{\sum_l \exp(\gamma x_l)}. \quad (7)$$

The iid error terms follow an extreme value distribution which ensures the somewhat restrictive IIA property. Equation (7) reveals that the ratio of probabilities of investing in two locations is independent of the characteristics of the other alternatives. Hence, all alternatives exhibit the same degree of substitutability. This assumption is likely to be violated with data on location decisions of MNEs in Germany since the motives for undertaking a direct investment in distinct regions could differ. E.g., investors may take advantage of the persistent gap between Eastern and Western federal states to pursue differing strategies with affiliates in the two regions. Hence, it seems apt to assume that these investors do not perceive all German federal states as being equal substitutes one to another. If this assumption was true, the standard conditional logit model would, due to its IIA property, underestimate the probability of investing in some states and overestimate the probability of investing in other states. Although region-specific fixed effects help to mitigate unobserved correlations among alternatives, the strategy is costly and does not resolve problems associated with cross-sectoral, cross-country or inter-temporal differences in the perceived attractiveness of German federal states (see Section 5.1 for a discussion).

3.2 The Nested Logit Model

The restrictive IIA property inherent to the conditional logit model calls for a more flexible approach that allows for at least some correlation of the error terms. The nested logit model relaxes the IIA assumption by partitioning the set of alternatives into subsets. Within the specified nests, the unobserved factors ϵ_i are allowed to be correlated while independence continues to hold across nests. A plausible nesting structure for the present analysis is the division of the entire set of alternatives into Eastern and Western federal states. Investors choose then between East and West Germany in the upper level and between regions within the two subsets in the lower level model.⁵ The probability of choosing region i then depends on the product of two probabilities: the probability of choosing region i conditional on having decided for nest n ($P_{i|n}$) times the marginal probability of choosing nest n (P_n). This can formally be expressed as

$$P_{in} = \frac{\exp(\gamma x_{in})}{\sum_{l \in n} \exp(\gamma x_{ln})} \frac{\exp(\rho z_n + \lambda_n IV_n)}{\sum_m \exp(\rho z_m + \lambda_m IV_m)} \quad (8)$$

where $IV_n = \ln [\sum_{l \in n} \exp(\gamma x_{ln})]$ is called the Inclusive Value (IV) and gives the expected profit an average investor receives from choosing a location i within nest n . Its estimated parameter λ_n reflects the degree of independence between the unobserved portions of the profit functions. For $\lambda_n = 1$, the alternatives are completely independent and the nested logit model collapses into the conditional logit model described above. For $\lambda_n = 0$, alternatives within nests are perfect substitutes and only the nest choice matters for the location decision. McFadden (1978) shows that the nested logit specification is consistent only with random utility maximisation if λ_m is significantly estimated to lie in the range of $[0;1] \forall m$.

A potential problem arises with respect to the availability of data. By construction, the sample is restricted to multinational firms and excludes domestic firms and exporters. Hence, it is not possible to model a discrete choice process with a first step decision on the entry mode and a second step decision on the chosen location as proposed by Mayer, Méjean, and Nefussi (2007). As Basile, Castellani, and Zanfei (2008) point out, however, this shortcoming does not affect the explanatory variable coefficients if the error terms of the two nests (entry mode and location choice) are uncorrelated. In this case, changes in the profitability of one entry mode entail proportional changes in the profitability of each location choice without affecting the odds ratios.

⁵The division into an upper and a lower level decision does not imply a sequential decision making process. Even when investors have decided for a certain nest, they still have some probability to choose a region from another nest, although this probability decreases in the preference towards the chosen nest.

4 Data and Variables

Section 4.1 provides a short description of the MiDi and how the dependent variable has been extracted from the database. It continues with giving some descriptive evidence of the distribution of MNE affiliates across German federal states. Section 4.2 explains the construction of the explanatory variables measuring the location choice determinants.

4.1 The Dependent Variable

The data on inward FDI come from the firm-level MiDi provided by the Deutsche Bundesbank (for details on this database see Lipponer (2008)). The MiDi is a full sample survey of foreign firms' affiliates in Germany. Direct investment enterprises with a balance sheet total below a certain threshold (currently three million €) need not be reported, and the reporting limits have changed over time. To avoid changes in the explanatory variables resulting from changes in reporting limits, all observations that are not covered by the most restrictive reporting requirements are dropped. At the regional level, this study distinguishes FDI projects into 16 German federal states which correspond to the Nomenclature des unités territoriales statistiques (NUTS) I regions of the European Union (EU). Note that firms report their FDI to the regional branches of the Bundesbank in the state where they are headquartered. Yet, the location of the firms' headquarters may not coincide with the state in which they have their main production units.⁶ While this fact may lead to incorrect inferences with respect to the intensive margins of FDI activity, the extensive margin is less affected. Hence, this study focuses on the location choices of the MNEs' regional headquarters and refrains from making statements about the affiliates' sales or employment levels.

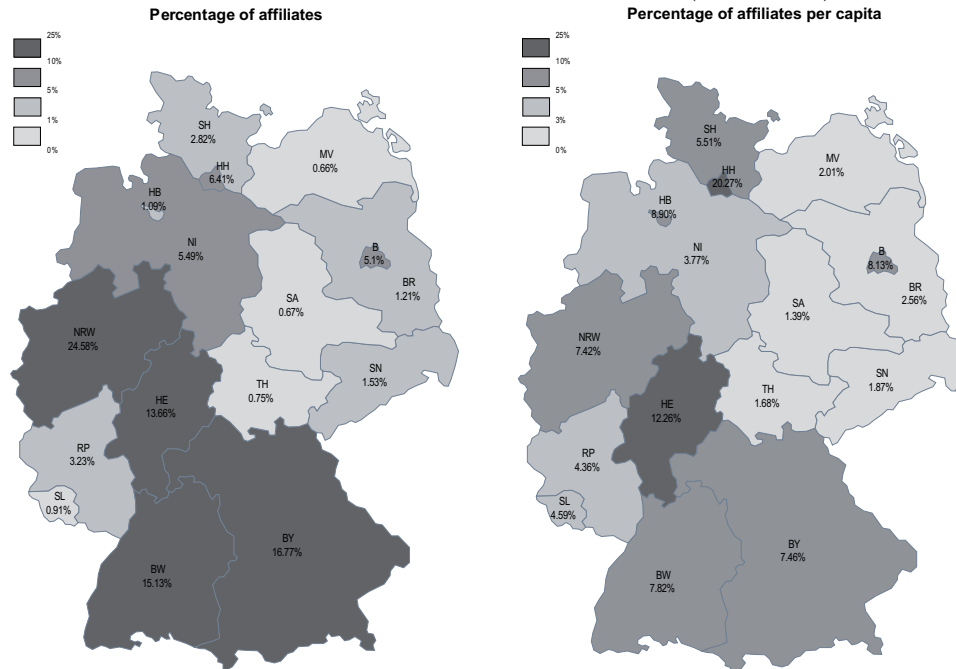
In addition to the chosen federal state, information on the sector groups of the affiliates can be retrieved from the MiDi. The over 100 NACE Rev. 1 sectors are, for the purpose of this study, aggregated into 37 broader industries. In order to capture the initial location choice, each affiliate enters the estimation sample only once – in the founding year. Thus, if an affiliate has parents from several countries, it is attributed to the country of origin of the first investor. For this reason, the original worldwide country sample reported in the MiDi reduces here to 79 countries that have established an affiliate in Germany within the considered time frame 1997-2005. In principle, the MiDi is a panel dataset since 1996. To ensure, however, that only newly established affiliates are considered, affiliates already present in 1996 are excluded from the calculations.

Figure 1 gives an overview of the distribution of foreign affiliates within Germany. The left map plots the percentage of affiliates established in each

⁶For Germany as a whole (foreign and domestic firms), headquarters and affiliates are located in the same state in about 76% of the cases (Monopolkommission, 2006).

federal state over the period 1997-2005. Three regional groups can be distinguished. North Rhine-Westphalia, Bavaria, Baden-Wurttemberg and Hesse hosted between 1997 and 2005 over 70% of all foreign multinationals' affiliates. In contrast, the nine lowest ranked states together did not even attract 10% of all investment objects. Although there is some variation also within the Eastern and the Western part of Germany, the observation translates into an East-West disruption.⁷ While foreign investors established between 1997 and 2005 766 affiliates in an average Western German federal state, they founded during the same time only 141 affiliates in an average Eastern German federal state.⁸

Figure 1: Spatial Distribution of Affiliates (1997-2005)



Note: NRW: North Rhine Westphalia; BY: Free State of Bavaria; BW: Baden-Wurttemberg; HE: Hesse; HH: Hamburg; NI: Lower Saxony; B: Berlin; RP: Rhineland Palatine; SH: Schleswig-Holstein; SN: Free State of Saxony; BR: Brandenburg; HB: Bremen; SL: Saarland; TH: Thuringia; SA: Saxony-Anhalt; MV: Mecklenburg-Western Pomerania.

Source: Own calculations. Data from Deutsche Bundesbank.

This observation holds generally true for the percentage of per capita investments, plotted in the map on the right. With the exception of Berlin, each East German federal state hosted between 1997 and 2005 less MNEs' affiliates per capita than each West German federal state.

The regional distribution looks similar for the five most important coun-

⁷Note that Berlin is attributed to East Germany throughout the analysis.

⁸Buch and Toubal (2008) report similar gaps for the degree of trade openness and immigration.

tries of origin (see Figure A.1), which account for 67% of all affiliate set ups in Germany over the period 1997-2005. It is striking that Switzerland and the Netherlands invest disproportionately into the adjacent federal states of Baden-Wurttemberg and North Rhine-Westphalia, respectively. In contrast, out of the six East German federal states, only Berlin and Saxony appear among the top ten locations of the biggest investors.

Eastern and Western German federal states do not only differ in terms of the total number of established MNE affiliates but also in terms of the sectoral composition of inward FDI. Four sectoral groups are considered in this paper: service affiliates, manufacturing affiliates and as complementing the latter, upstream (R&D and holdings) and downstream (wholesale and retail) activities. Figure 2 indicates that manufacturing activities make up for a larger part of inward FDI into East Germany, while services and especially downstream activities such as wholesale and retail affiliates are a major factor in West Germany. This seems surprising at first sight since one might expect high-tech manufacturers to be located close to high-skilled human capital in West German industry clusters and downstream activities that do not rely on a specialised labour force to be spread across the country. The discussions of Section 2, however, suggest that market access is of predominant importance for downstream activities, which is arguably higher in the West German federal states.

The descriptive analyses support the theoretically derived location choice determinants. Investors prefer large markets in the West, where a common border and existing firm networks also facilitate their entry. The tendency towards investing where the sales potential is high gets support from the sector composition of investments. Downstream activities make up for a large part of total foreign investment in the West, while the East hosts mainly manufacturing affiliates.

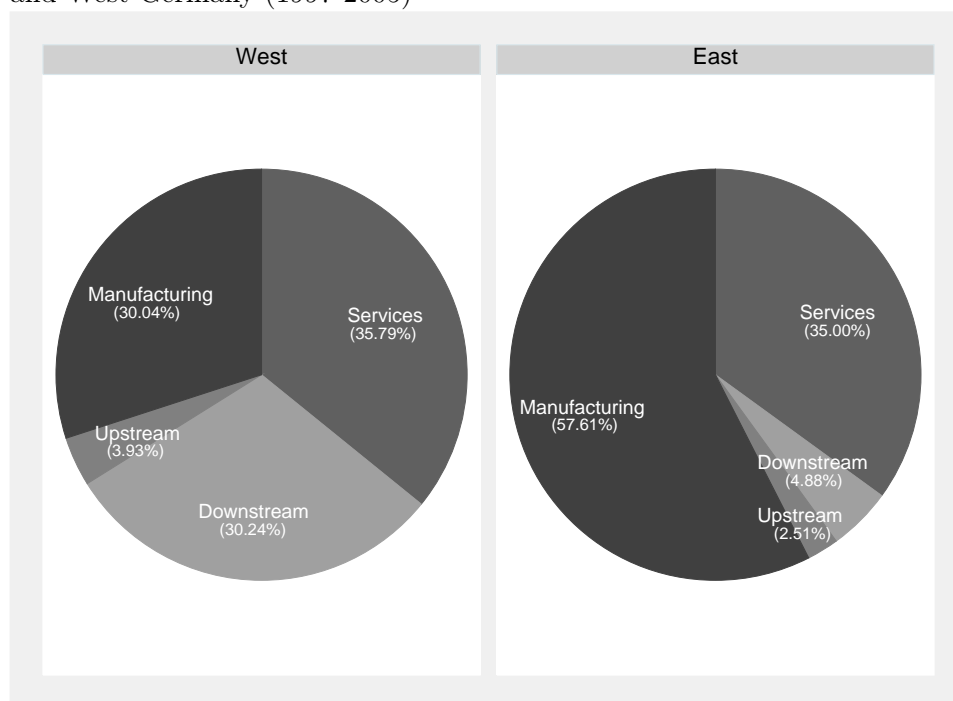
4.2 The Explanatory Variables

Information on German federal states is extracted from the Federal Statistical Office.⁹ In a first set of regressions, the variables derived from equation (5) are considered. The taxes t_{it} are expected to lower a firm's profit in a location. For the present analysis, only those tax rates that vary at the federal state level are included – namely the real estate and the business tax. Wages and land rents are the prices of the two input factors. Following the critique by Bellak, Leibrecht, and Riedl (2008), gross wages are not an adequate measure for labour costs, so that unit labour cost are defined instead as

$$ulc_{it} = \left(\frac{w_{it}/emp_{it}}{gva_{it}/emp_{it}} \right) \quad (9)$$

⁹For a complete list of explanatory variables, see A.1 in the Appendix

Figure 2: Sectoral Composition of the Total Number of Affiliates in East and West Germany (1997-2005)



Note: The service sector is defined as excluding wholesale, retail and R&D affiliates as well as holdings.

Source: Own calculations. Data from Deutsche Bundesbank.

with emp_{it} as the total employment and gva_{it} as the gross value added in region i at time t . The unit labour cost measure bears the advantage of being more directly linked to the profitability of FDI.¹⁰ Regions lose competitiveness (and are therefore expected to attract less FDI) if wages are high and/or if productivity is low. Market access in the chosen location i , a pull factor for foreign investors, is represented by the GDP of market i . Low internal transport costs guarantee a good attainability of potential customers. ϕ_{iit} is therefore approximated by a local infrastructure index, constructed out of the relative length of motorways, roads, rivers and the number of airway passengers. Not only the local sales potential, but also the access to other markets influences the location choice of a foreign investor. The external market potential is calculated in accordance with Harris (1954), as the inverse distance-weighted sum of incomes,

¹⁰In the absence of a regional price deflator, the unit labour costs are measured in nominal terms. Profitability therefore depends also on a firm's ability to pass on increasing labour costs to the consumer.

$$MP_{it} = \sum_l \frac{MA_{it}}{\phi_{il}} = \sum_l \frac{GDP_{it}}{dist_{il}}.^{11} \quad (10)$$

With respect to the fixed cost specification, two variables are employed. As it is assumed that investing in an adjacent region entails informational advantages, a border dummy serves as a proxy for the regional-level part of fixed costs. The number of plants with the same country of origin within an industry approximates the plant-level part of fixed costs. In order to test whether network externalities are still present among competitors from different countries of origin, a non-nation specific agglomeration variable will additionally be included. Both cluster variables are expected to facilitate the market entry and attract new investors, but to different extents as information fluctuates better within nation-specific networks.¹²

In a second set of regressions, a number of control variables are added to the baseline specification. With these policy variables, the possibilities of federal state governments to actively undertake measures in order to attract foreign multinationals can be assessed. One important policy field, which remains conducted under the governance of the federal states in Germany, is education policy. Regions compete for the best educational system and substantial differences in the performances are regularly confirmed by the OECD's Programme for International Student Assessment (PISA) study (compare e.g. Heller and Ziegler, 2007). Specifically, I include public R&D expenditures, the share of university graduates and the share of school leavers without a degree to evaluate the importance of research and education for the attractiveness of a region. It has to be noted that the ongoing emigration of young skilled East Germans to the West (see e.g. Buch and Toubal, 2008) might considerably weaken the tool of education policy to attract investors. Since the causality between migration, education and employment opportunities is, however, not clear ex-ante, it seems worthwhile to assess these additional controls. Finally, a variable measuring the population density of a federal state will be included. Even more than for the whole sample, this variable is, in the light of the discussions of Sections 2 and 4.1, expected to provide new insights at the sector level. Investors seeking for new sales opportunities may prefer to locate their wholesale and retail affiliates in highly

¹¹Harris (1954) assumes the price indices to equal zero. Redding and Venables (2004) propose a market potential measure that is more rigorously derived from theory. Their approach requires the estimation of a trade equation to obtain the trade cost parameters. Since data on bilateral trade flows among German federal states is not available, market potential is here calculated according to Harris (1954). Head and Mayer (2004) stress that Harris' measure outperforms the approach by Redding and Venables (2004), particularly if national borders do not matter.

¹²To avoid an endogeneity bias in the empirical estimations, variables measuring the costs of the production factors, the market potential and the clustering of firms are lagged by one period. The count of affiliates is then increased by one unit in order to avoid losing many observations by taking the log of zero.

populated areas. Manufacturers, in contrast, could even be deterred by a high degree of urbanisation.

5 Results

This section presents the results of the conditional and nested logit estimations of the location choices of MNEs in Germany. First, the estimations on the whole sample will be discussed (5.1). Second, this exercise will be repeated for the most important sectors in order to account for potential differences among them (5.2). Third, the five most important countries of origin will be assessed individually (5.3). In all regressions, the continuous variables are taken in logs, which permits an interpretation of the estimated coefficients as the approximate elasticities of the probability of an average investor choosing region i (Train, 2003).¹³

5.1 Estimations on the Whole Sample

The results from the nested logit estimation are displayed in Table 1. For the regressions in columns (1)-(4), the IV parameters are significantly estimated to lie in the range of $[0;1]$. The Likelihood Ratio (LR) test rejects the null hypothesis of the IIA, hence, the conditional and the nested logit model cannot be perceived as equivalent. One possibility to mitigate the IIA problem characteristic to the conditional logit model is to include federal state dummies as is done in column (6) of Table A.2. This strategy is valid as long as investors have uniform perceptions about the attractiveness of regions. Table A.2, column (6) reveals that the inclusion of federal state dummies leads to substantial changes in the estimated coefficients. While the signs and magnitudes of the agglomeration variables and the border dummy remain stable, taxes, factor prices, and the infrastructure variable become insignificant. By contrast, the coefficients on the local and the external market potential increase dramatically. This result is not entirely surprising and in line with the findings of Crozet, Mayer, and Mucchielli (2004) for inward FDI into French departments. As in their study, differences in market potential may be more important over time than across federal states. For the other explanatory variables, in contrast, the time-invariant cross-sectional component explains location choices better than the time series variation, an effect, which is in the specification of column (6) already absorbed by the fixed effects. Since the adopted nesting structure is valid, I refrain from further commenting the

¹³In fact, the presented coefficients are slight overestimates of the elasticities of location choice probabilities. It can be shown that $\frac{\partial P_i}{\partial x_i} \frac{x_i}{P_i} = \gamma(1 - P_i)$ for the conditional logit model and $\frac{\partial P_{i|n}}{\partial x_i} \frac{x_i}{P_{i|n}} = \gamma[(1 - P_{i|n}) + \lambda_n(1 - P_n)P_{i|n}]$ for the nested logit model. Hence, the higher the number of alternatives (and nests), the closer is the estimated coefficient to the actual elasticity.

conditional logit results (see Table A.2).¹⁴

Column (1) contains the results for the basic equation without land prices due to the fact that these were not available for the entire sample. Business taxes have the expected negative sign, while the real estate tax somehow surprisingly shows a significant positive impact. High unit labour costs decrease the probability for a state being chosen as an FDI location. Internal market access as well as – although to a lesser extent – Harris’ external market potential, help attracting foreign investors. A good local infrastructure allows for a better attainability of potential consumers in the periphery. Finally, the fixed cost specification of equation (2) seems valid. Both a higher number of existing affiliates with the same source country and within the same industry and the existence of a common border reduce the costs of entering a foreign market and induce investors to decide for that particular federal state.

In general, the results remain stable with the inclusion of the prices for building land in column (2). However, the tax rates can no longer be estimated as being significantly different from zero. The positive coefficient of land prices is striking in this context. Together with the positive coefficient of the real estate tax rate in column (1), the result suggests a density effect in metropolitan areas, which attracts investors despite of the relatively high prices. Finally, the inclusion of a variable measuring the costs of the second production factor, land, reduces the negative impact of unit labour costs. The other coefficients remain stable in terms of sign, magnitude, and significance level.

In column (3), in addition to the number of affiliates in the same sector and with the same country of origin (nat. cluster), the total number of affiliates in the same sector aggregated over all foreign countries of origin (cluster) is included. As expected, the positive influence of the aggregate cluster variable is smaller than the impact of the country-specific cluster variable. The finding corroborates that firms particularly benefit from national networks, where no language or cultural barrier impedes informational interchanges (Buch, Kleinert, and Toubal, 2006). Interestingly, the coefficient of cluster has decreased as compared to columns (1) and (2). This result corresponds well to the theoretical prediction of intense competition lowering positive network externalities.

From the additional control variables in column (4), only the share of university graduates has a statistically important impact. While the availability of a highly qualified workforce matters for the location decision of MNEs, non-skilled workers, public R&D expenditures and population den-

¹⁴Note, however, that overall the nested logit coefficients seem to be equal in sign, but smaller in magnitude and less statistically significant than their conditional logit counterparts in Table A.2. This finding suggests that inside East and West Germany the push and pull forces of the explanatory variables are weak compared to the situation where the federal states are chosen independently of the nests.

Table 1: Nested Logit Estimations

Dependent variable: choice between federal states				
	(1)	(2)	(3)	(4)
ln business tax	-1.03*** (0.31)	-0.60 (0.37)	-0.53 (0.39)	-1.27** (0.60)
ln real estate tax	0.70*** (0.17)	0.30 (0.20)	0.28 (0.21)	0.61 (0.51)
ln unit labour cost ($t-1$)	-2.26*** (0.25)	-1.51*** (0.33)	-1.55*** (0.34)	-0.91* (0.48)
ln land price ($t-1$)		0.12*** (0.03)	0.12*** (0.03)	0.14** (0.06)
ln market access ($t-1$)	0.47*** (0.03)	0.46*** (0.03)	0.42*** (0.03)	0.51*** (0.08)
ln infrastructure	0.35*** (0.12)	0.23* (0.14)	0.21 (0.14)	0.36 (0.25)
ln market potential ($t-1$)	0.07* (0.04)	0.06* (0.04)	0.06 (0.04)	-0.02 (0.06)
ln nat. cluster ($t-1$)	0.50*** (0.02)	0.51*** (0.03)	0.37*** (0.03)	0.37*** (0.03)
ln cluster ($t-1$)			0.12*** (0.02)	0.13*** (0.02)
border	0.16*** (0.03)	0.17*** (0.03)	0.24*** (0.03)	0.26*** (0.04)
ln R&D				-0.08 (0.07)
ln univgrads				0.11* (0.06)
ln nongrads				0.18 (0.14)
ln popdensity				-0.03 (0.08)
IV parameters				
East	0.40*** (0.03)	0.44*** (0.04)	0.48*** (0.05)	0.48*** (0.06)
West	0.76*** (0.02)	0.77*** (0.03)	0.78*** (0.03)	0.80*** (0.04)
LR test (IIA)	95.94***	63.87***	51.53***	45.02***
Observations	102256	91204	91204	83700
Investments	6391	6049	6049	5580

Note: This table presents the estimation results of equation (6). The regressions are based on the nested logit estimator. The IV parameters in the [0;1] interval and the significant LR test statistic confirm the nesting structure with East and West Germany as two nests. The dependent variable is the discrete choice of multinational firms to locate in one of 16 German federal states. The independent variables are as described in Section 4.2 and as listed in Table A.1. Based on the specification of column (1), columns (2), (3) and (4) successively introduce land rents, non-nation-specific industry clusters and R&D expenditure, university graduates, school leavers without a degree and population density as additional control variables. Standard errors are in parentheses with significance at the *** $p < 0.01$, ** $p < 0.05$, * $p < 0.1$ level.

Source: Own calculations.

sity do not seem to play a role. The theoretical discussion of Section 2 and the descriptive statistics presented in Section 4.1 suggest, however, to look at sectors and activities individually. Especially, distribution-related functions of trade affiliates might react to regional conditions differently than production-related activities of manufacturing affiliates.

5.2 Sector-Specific Estimations

Table 2 reports the estimates for the manufacturing and the service sector as well as for pre- and post-production activities. The first columns contain the results for the baseline specification; the second columns introduce the policy control variables.

Columns (1) and (2) report the location choice determinants of service affiliates, excluding wholesale, retail and R&D affiliates as well as holdings. In contrast to the comparable regressions on the whole sample (Table 1, column(3)), Table 2, column (1) indicates that taxes and the local infrastructure are relevant for service affiliates. Furthermore, the coefficient of the common border dummy is slightly higher. This last finding may be due to the complexity of some services that necessitate the adjacency to the parent company. In general, the results are robust to the inclusion of the additional control variables in column (2), although the evidence for land rents and tax rates is somewhat ambiguous.

The heterogeneity of the service sector requires, however, a differentiated analysis. To this end, columns (3) and (4) contain the results for downstream activities, like wholesale and retail trade and columns (5) and (6) report the estimates for upstream activities, like R&D and holdings. Taxes and local infrastructure do not seem to matter for wholesale and retail affiliates. This result is plausible against the finding of a large, positive coefficient of population density in column (4).¹⁵ Direct customer proximity rather than the accessibility of potential consumers is crucial for the location of downstream activities at the regional level. The large positive effect of local market access (and also the positive coefficient of land prices in column (3)) supports this interpretation and is also in line with Hanson, Mataloni, and Slaughter (2001). The authors find that US wholesale affiliates have higher sales in high-income countries.

Turning to the upstream activities (columns (5) and (6)), we find that only few of the standard location choice determinants exhibit importance. It is noteworthy, however, that the agglomeration variables have a lower impact on upstream activities. If holdings provide headquarter services it is

¹⁵Note that in column (4), the LR test cannot reject the IIA property. As a robustness check, the regression has been repeated using the conditional logit model. The results confirm the relevance of urbanisation for downstream activities as indicated through a positive significant coefficient of population density and market access. The results of this exercise are not presented here, but can be made available upon request.

Table 2: Nested Logit Estimations for Different Sectors and Activities

	Dependent variable: choice between federal states							
	(1) Other services	(2) Other services	(3) Services: Downstream activities	(4) Services: Downstream activities	(5) Services: Upstream activities	(6) Services: Upstream activities	(7) Manufacturing	(8) Manufacturing
ln business tax	-1.02 (0.79)	-2.10* (1.11)	-0.70 (1.10)	-0.96 (1.85)	-1.36 (1.47)	-3.31 (2.16)	-0.65 (0.57)	-1.39 (1.01)
ln real estate tax	0.95** (0.44)	1.08 (0.92)	0.29 (0.60)	-2.07 (1.38)	1.05 (0.84)	1.98 (1.72)	-0.06 (0.31)	0.77 (0.88)
ln unit labour cost ($t-1$)	-3.52*** (0.66)	-3.12*** (0.80)	-1.92** (0.92)	-1.54 (1.25)	-1.82 (1.18)	0.87 (1.67)	0.44 (0.57)	1.49 (0.91)
ln land price ($t-1$)	0.20*** (0.07)	0.15 (0.10)	0.34*** (0.11)	0.07 (0.17)	0.09 (0.11)	0.30 (0.18)	0.02 (0.05)	0.12 (0.09)
ln market access ($t-1$)	0.45*** (0.06)	0.56*** (0.16)	0.43*** (0.08)	1.05*** (0.38)	0.62*** (0.11)	0.98*** (0.27)	0.48*** (0.05)	0.58*** (0.11)
ln infrastructure	0.61** (0.29)	0.79* (0.47)	0.59 (0.41)	-0.55 (0.71)	0.75 (0.53)	0.96 (0.86)	-0.02 (0.21)	0.24 (0.42)
ln market potential ($t-1$)	0.09 (0.08)	-0.04 (0.11)	-0.02 (0.11)	0.02 (0.16)	0.08 (0.14)	-0.17 (0.20)	-0.01 (0.06)	-0.11 (0.11)
ln nat. cluster ($t-1$)	0.33*** (0.05)	0.29*** (0.05)	0.42*** (0.06)	0.43*** (0.07)	0.33*** (0.1)	0.22** (0.11)	0.30*** (0.05)	0.34*** (0.07)
ln cluster ($t-1$)	0.12*** (0.03)	0.11*** (0.03)	0.07** (0.03)	0.07** (0.04)	0.06 (0.05)	0.09* (0.05)	0.11*** (0.03)	0.12*** (0.03)
border	0.33*** (0.06)	0.32*** (0.07)	0.40*** (0.09)	0.36*** (0.10)	0.23** (0.11)	0.30** (0.12)	0.13** (0.06)	0.17*** (0.07)
ln R&D		-0.14 (0.14)		-0.43 (0.28)		-0.46* (0.23)		-0.10 (0.11)
ln univgrads		0.11 (0.14)		-0.04 (0.21)		0.04 (0.22)		0.08 (0.08)
ln nongrads		0.09 (0.25)		0.12 (0.41)		0.11 (0.44)		0.26 (0.23)
ln popdensity		0.05 (0.15)		0.73** (0.32)		-0.11 (0.25)		-0.13 (0.13)
IV parameters								
East	0.56*** (0.09)	0.49*** (0.10)	0.54*** (0.11)	0.65*** (0.19)	0.46*** (0.13)	0.35** (0.14)	0.40*** (0.07)	0.44*** (0.10)
West	0.81*** (0.06)	0.75*** (0.08)	0.94*** (0.07)	0.92*** (0.11)	0.82*** (0.10)	0.78*** (0.13)	0.74*** (0.05)	0.81*** (0.09)
LR test (IIA)	14.18***	10.75***	20.75***	4.53	8.96**	6.57**	15.95***	18.13***
Observations	29738	26970	22135	20535	8772	7620	27188	25380
Investments	1971	1798	1469	1369	580	508	1805	1692

Note: This table presents sector-specific estimation results based on the nested logit estimator. Columns (1) and (2) report results for other services, excluding wholesale, retail and R&D affiliates as well as holdings. Columns (3) and (4) report results for downstream activities of wholesale and retail affiliates and Columns (5) and (6) for upstream activities of holdings and R&D affiliates. Columns (7) and (8) report results for manufacturing affiliates. The independent variables of the respective first columns are as in Table 1, column (3) and of the respective second columns as in Table 1, column (4). Standard errors are in parentheses with significance at the *** $p < 0.01$, ** $p < 0.05$, * $p < 0.1$ level.

Source: Own calculations.

reasonable to believe that they act independently from potential competitors. Interestingly, a high level of public R&D expenditure detracts MNEs from locating their R&D and holding activities in a certain federal state. One possible explanation for this might stem from the actual low number of R&D affiliates within this category. They make up for only around 5% of all affiliates conducting upstream activities. Since holdings are, except for serving as a local headquarter, also established for tax reasons (see Weichenrieder and Mintz (2007)), they might have claims at odds with usual pre-production activities.

The results for the manufacturing sector are reported in columns (7) and (8). Two main differences with respect to the service sector in general and with respect to downstream activities in particular are striking: first, having a common border with the chosen location is less relevant for manufacturers. Second, the relatively low IV parameter (East) suggests that Eastern German federal states are viewed as especially close substitutes by these investors. Thus, since the main investing countries are Western economies (compare Figure A.1) and since manufacturers make up for a large share of investments in East Germany (compare Figure 2), the result seems to describe the particular situation of Germany well. Education policy does, like for the other sectors and activities, not matter for manufacturers. As already noted, the possibilities of local policy makers to gain regional competitiveness might be considerably weakened by a highly mobile East German labour force.

5.3 Source Country-Specific Estimations

Sections 5.1 and 5.2 have indicated that a common border is relevant for the probability to decide for a certain location but plays less of a role for manufacturers. This finding may already partly explain the specific situation of the East German federal states. Existing nation-specific firm networks also appeared as a robust location choice determinant, suggesting that it might be crucial to attract a number of affiliates from one country which spurs then – ideally via a self-reinforcing process – additional investments from the same country.

To see which regional factors actually pull or push investors from the most important source countries, Table 3 displays the individual regression results for the five most important countries of origin. The LR test and the IV parameters support the nesting structure for Dutch, US and British investors. The LR test could not reject the IIA assumption for Swiss, British and French investors. For this reason, only the conditional logit results are reported for these source countries of inward FDI in Germany.

At the individual country level, it is remarkable that taxes matter only for Swiss and US investors, while the latter do not respond to unit labour costs. In contrast, US MNEs seem to be located in metropolitan areas where land

Table 3: Conditional and Nested Logit Estimations for the Most Important Countries of Origin

Dependent variable: choice between federal states					
	(1)	(2)	(3)	(4)	(5)
	NL	USA	CH	GB	F
ln business tax	-1.00 (0.93)	1.27 (1.10)	-4.12** (1.82)	-0.63 (2.08)	0.18 (1.68)
ln real estate tax	0.31 (0.51)	-1.11* (0.58)	1.85** (0.88)	1.05 (1.15)	0.48 (0.85)
ln unit labour cost ($t-1$)	-2.76*** (0.83)	-0.05 (0.93)	-3.83** (1.75)	-3.80** (1.69)	-2.90 (1.96)
ln land price ($t-1$)	0.13 (0.09)	0.26** (0.10)	0.24 (0.18)	0.27* (0.15)	0.13 (0.17)
ln market access ($t-1$)	0.24*** (0.07)	0.40*** (0.08)	0.22* (0.13)	0.65*** (0.15)	0.19* (0.11)
ln infrastructure	0.60* (0.32)	-0.30 (0.40)	1.31** (0.62)	0.34 (0.71)	0.61 (0.62)
ln market potential ($t-1$)	-0.05 (0.08)	0.16 (0.11)	-0.30* (0.18)	0.30 (0.19)	0.00 (0.16)
ln nat. cluster ($t-1$)	0.26*** (0.07)	0.19** (0.08)	0.28*** (0.11)	0.26** (0.12)	0.49*** (0.12)
ln cluster ($t-1$)	0.20*** (0.06)	0.27*** (0.07)	0.31*** (0.09)	0.36*** (0.09)	0.21** (0.08)
border	0.37*** (0.11)		0.48** (0.21)		0.37** (0.18)
IV parameters					
East	0.50*** (0.11)	0.39*** (0.11)			
West	0.75*** (0.07)	0.67*** (0.07)			
LR test (IIA)	8.75**	9.46***			
East-West dummy			Yes	Yes	Yes
Federal states dummies	No	No	No	No	No
Pseudo R ²			0.25	0.29	0.18
Observations	20246	12906	9996	9099	8593
Investments	1343	857	663	604	571

Note: This table presents country-specific estimation results based on the nested and the conditional logit estimator. The IV parameters in the [0;1] interval and the significant LR test statistic confirm the nesting structure for the Netherlands (column (1)) and the US (column (2)); for Switzerland (column (3)), Great Britain (column (4)) and France (column (5)) the conditional logit results are reported instead. The independent variables are as in Table 1, column (3). (Robust) standard errors are in parentheses with significance at the *** p<0.01, ** p<0.05, * p<0.1 level.

Source: Own calculations.

prices are also high. Using wages instead of unit labour costs and omitting land prices, Crozet, Mayer, and Mucchielli (2004) find that US investments even react positively to high wages in French regions. Like in this paper, the authors further estimate a relatively low impact of market access on Dutch investors (column (1)).

When looking at the most important source countries individually, assessing the fixed cost specification is of particular interest. The descriptive analysis of Figure A.1 indicates that affiliates of Swiss and Dutch multinationals are predominantly located in the adjacent federal states of Baden-Württemberg and North Rhine-Westphalia. In the empirical results of Table 3, a common border is, accordingly, estimated to exhibit a significant influence on investments from these countries as well as from France. Furthermore, the agglomeration variables indicate that country networks are most important for French investors with a coefficient of 0.49 and least important for US investors (with a coefficient of 0.19). It is remarkable that MNEs from the US, Great Britain and Switzerland, who are assumed to be less affected by language barriers when investing in Germany, are even to a larger extent attracted by industry clusters in general than by industry clusters consisting of firms from the same country. Dutch and French investors, on the contrary, benefit more from nation-specific agglomeration. Hence, the empirical evidence not only for the whole sample and for the sectoral regressions, but also for individual countries of origin validates the adopted fixed cost specification in equation (2).

The importance of network and border effects has implications especially for East Germany. While the lacking adjacency to strong investing countries is an insuperable problem for East German policy makers, they might consider the promotion of industry clusters. This could be an especially promising strategy with regards to investors that do not heavily rely on nation-specific networks.

6 Conclusions

This study examined and identified the main determinants of inward FDI into German federal states during the time span 1997-2005. Three questions were highlighted: first, in the theoretical part, a profit function was derived according to which foreign multinationals choose their locations. Common borders and nation-specific industry clusters were thought of as facilitating market entry. Possible particularities with regard to the distribution-related activities of trade affiliates were mentioned. Second, the specific situation of East Germany in terms of attracting less MNEs' affiliates and depending largely on the manufacturing sector was accounted for by adopting a nesting structure. The IV parameters of the baseline regressions all point at a higher degree of substitutability among Eastern as compared to West-

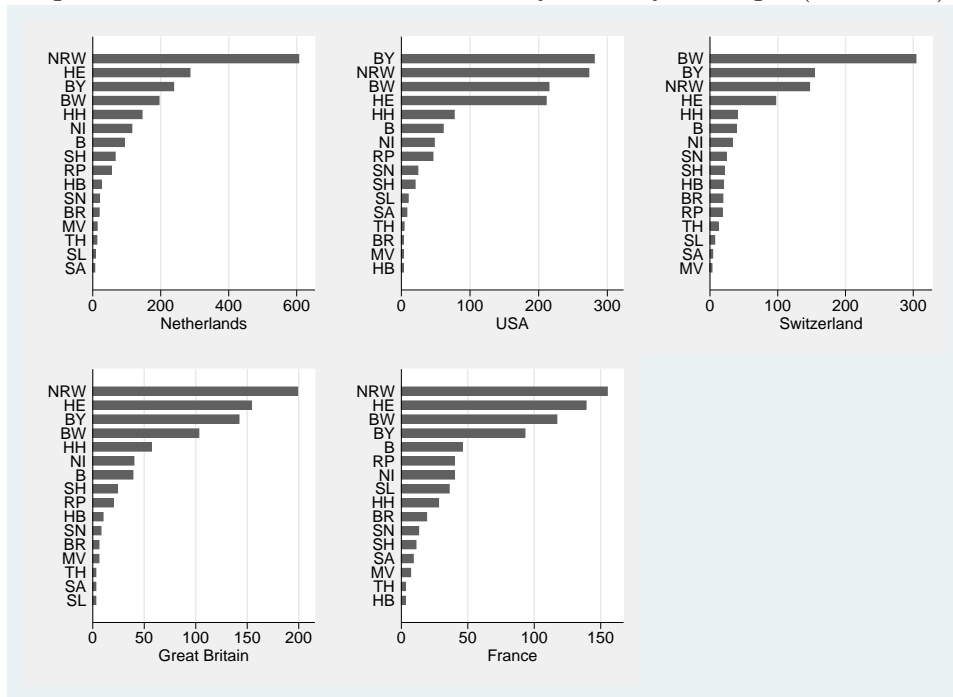
ern federal states. Third, the empirical estimations confirm the theoretical presumptions: the theory-consistent specification of fixed costs shows a significant influence in the conditional and the nested logit estimations with the common border and existing firm clusters turning out as very robust determinants of inward FDI. The individual country regressions showed that network effects arise from aggregate industry clusters as well, but are less important for French investors. Finally, the sector estimates confirm that downstream industries prefer to locate in highly populated, wealthy (West German) federal states.

The findings are of high interest not only for the scientific community but also for policy makers. The insight that local demand and unit labour costs significantly influence foreign investors in their location choices represents indispensable information for regional policy makers when reflecting about ways to enhance the location attractiveness in general or to investors from certain sectors or countries. This latter strategy might be particularly sound, since a critical mass of affiliates from one industry and one country proves to be a reliable pull factor for other investors that operate in the same sector and have the same country of origin.

Although insightful, this study is limited by the availability of data. Due to lacking information about the characteristics of foreign multinational firms, a possible heterogeneous behaviour of firms investing at home or abroad cannot be accounted for. This task has therefore to be left for future research.

A Appendix

Figure A.1: Total Number of Affiliates by Country of Origin (1997-2005)



Note: In order to retain the confidential nature of the data, country of origin-federal state combinations with less than three observations have been made anonymous and defined to count at least three observations.

Source: Own calculations. Data from Deutsche Bundesbank.

Table A.1: List of Variables

Variable	Definition	Source
business tax	Business tax in percent	Federal Statistical Office
real estate tax	Real estate tax in percent	Federal Statistical Office
unit labour cost	Unit labour costs measured as the ratio of labour compensation per labour input and labour productivity	Federal Statistical Office
land price	Prices of building land per qm ²	Federal Statistical Office
market access	GDP in federal state i at current market prices	Federal Statistical Office
infrastructure	Infrastructure index calculated from the length of motorways, other streets, rivers and the number of airway passengers	Federal Statistical Office
market potential	GDP in federal states l at current market prices weighted by the inverse of Great circle distance between federal state i and federal states l as measured by the haversine formula	Federal Statistical Office; Latitudes and Longitudes from GPS Visualizer
border	Dummy = 1 if region i and the source country share a common border	Federal Agency for Cartography and Geodesy
cluster	Number of MNE affiliates in the same industry	MiDi
nat. cluster	Number of MNE affiliates in the same industry and with the same country of origin	MiDi
R&D	Public R&D expenditures	Federal Statistical Office
univgrads	Share of university graduates in the total number of graduates	Federal Statistical Office
nongrads	Share of school leavers without a degree in the total number of graduates	Federal Statistical Office
popdensity	Number of inhabitants per qm ²	Federal Statistical Office

Table A.2: Conditional Logit Estimations

Dependent variable: choice between federal states						
	(1)	(2)	(3)	(4)	(5)	(6)
ln business tax	-2.68*** (0.46)	-2.84*** (0.47)	-1.05* (0.56)	-0.86 (0.56)	-2.30*** (0.83)	-1.61 (1.62)
ln real estate tax	1.96*** (0.23)	2.05*** (0.24)	0.86*** (0.30)	0.72** (0.30)	0.49 (0.72)	-0.09 (1.36)
ln unit labour cost ($t-1$)	-3.63*** (0.34)	-3.47*** (0.37)	-1.95*** (0.46)	-1.96*** (0.46)	-1.04* (0.61)	1.46 (2.75)
ln land price ($t-1$)			0.29*** (0.04)	0.27*** (0.04)	0.14* (0.08)	0.05 (0.12)
ln market access ($t-1$)	0.69*** (0.04)	0.67*** (0.04)	0.61*** (0.04)	0.54*** (0.04)	0.86*** (0.12)	5.30** (2.41)
ln infrastructure	0.79*** (0.17)	0.81*** (0.17)	0.37* (0.20)	0.29 (0.20)	0.25 (0.36)	-0.67 (1.90)
ln market potential ($t-1$)	0.13** (0.05)	0.13** (0.05)	0.13** (0.06)	0.12** (0.06)	-0.01 (0.08)	9.04* (5.34)
ln nat. cluster ($t-1$)	0.65*** (0.02)	0.66*** (0.02)	0.64*** (0.02)	0.45*** (0.03)	0.44*** (0.03)	0.44*** (0.03)
ln cluster ($t-1$)				0.17*** (0.02)	0.17*** (0.02)	0.17*** (0.02)
border	0.20*** (0.04)	0.19*** (0.04)	0.21*** (0.04)	0.31*** (0.04)	0.33*** (0.05)	0.35*** (0.05)
ln R&D					-0.22** (0.11)	-1.07** (0.45)
ln univgrads					0.20** (0.09)	0.10 (0.12)
ln nongrads					0.51*** (0.18)	-0.28 (0.27)
ln popodensity					0.23* (0.13)	-7.22 (5.17)
East-West dummy	No	Yes	Yes	Yes	Yes	No
Federal state dummies	No	No	No	No	No	Yes
Pseudo R ²	0.23	0.23	0.24	0.25	0.25	0.25
Observations	102256	102256	91204	91204	83700	83700
Investments	6391	6391	6049	6049	5580	5580

Note: This table presents the estimation results based on the conditional logit estimator. The dependent variable is the discrete choice of multinational firms to locate in one of 16 German federal states. The independent variables are as described in Section 4.2 and as listed in Table A.1. Based on the specification of column (1), columns (2), (3), (4), (5) and (6) successively introduce an East-West (0/1) dummy, land rents, non-nation-specific industry clusters, R&D expenditure, university graduates, school leavers without a degree and population density as additional control variables and federal state dummies. Robust standard errors are in parentheses with significance at the *** $p < 0.01$, ** $p < 0.05$, * $p < 0.1$ level.

Source: Own calculations.

References

- AMITI, M., AND B. S. JAVORCIK (2008): “Trade Costs and Location of Foreign Firms in China,” *Journal of Development Economics*, 85(1-2), 129–149.
- ARNDT, C., AND A. MATTES (2008): “Country Evidence on the Impact of Foreign Ownership on the Performance of German Multinational Firms,” MicroDyn Working Paper, forthcoming.
- BARRIOS, G., H. GÖRG, AND E. STROBL (2006): “Multinationals’ Location Choice, Agglomeration Economies and Public Incentives,” *International Regional Science Review*, 29(1), 81–107.
- BASILE, R. (2004): “Acquisition versus Greenfield Investment: The Location of Foreign Manufacturers in Italy,” *Regional Science and Urban Economics*, 34, 3–25.
- BASILE, R., D. CASTELLANI, AND A. ZANFEI (2008): “Location Choices of Multinational Firms in Europe: The Role of EU Cohesion Policy,” *Journal of International Economics*, 74(2), 328–340.
- BELLAK, C., M. LEIBRECHT, AND A. RIEDL (2008): “Labour Costs and FDI Flows into Central and Eastern European Countries: A Survey of the Literature and Empirical Evidence,” *Structural Change and Economic Dynamics*, 19, 17–37.
- BITZER, J., AND H. GÖRG (2008): “Foreign Direct Investment, Competition and Industry Performance,” Kiel Working Paper 1416, Institut für Weltwirtschaft.
- BUCH, C., AND F. TOUBAL (2008): “Openness and Growth: The Long Shadow of the Berlin Wall,” *Journal of Macroeconomics*, forthcoming.
- BUCH, C. M., J. KLEINERT, AND F. TOUBAL (2006): “Where enterprises lead, people follow? Links between migration and FDI in Germany,” *European Economic Review*, 50(8), 2017–2036.
- CROZET, M., T. MAYER, AND J.-L. MUCCHIELLI (2004): “How do Firms Agglomerate? A Study of FDI in France,” *Regional Science and Urban Economics*, 34, 27–54.
- DEFEVER, F. (2006): “Functional Fragmentation and the Location of Multinational Firms in the enlarged Europe,” *Regional Science and Urban Economics*, 36(5), 658–677.

- FUJITA, M., AND J. THISSE (1996): “Economics of Agglomeration,” *Journal of the Japanese and International Economies*, 10(4), 339–378.
- HANSON, G., R. MATALONI, AND M. SLAUGHTER (2001): “Expansion Strategies of U.S. Multinational Firms,” NBER Working Paper 8433, National Bureau of Economic Research.
- HARRIS, C. (1954): “The Market as a Factor in the Localization of Industry in the United States,” *Annals of the Association of American Geographers*, 44(4), 315–348.
- HEAD, K., AND T. MAYER (2004): “Market Potential and the Location of Japanese Investment in the European Union,” *The Review of Economics and Statistics*, 86(4), 959–972.
- HELLER, K., AND A. ZIEGLER (2007): *Begabt sein in Deutschland*. Lit Verlag, Münster.
- HELPMAN, E., M. MELITZ, AND S. YEAPLE (2004): “Export versus FDI with Heterogenous Firms,” *American Economic Review*, 94(1), 300–316.
- INUI, T., T. MATSUURA, AND S. PONCET (2008): “The Location of Japanese MNCs Affiliates: Agglomeration, Spillovers and Firm Heterogeneity,” CEPII Working Paper 2008-24, Centre d’Études Prospectives et d’Informations Internationales.
- KRAUTHEIM, S. (2007): “Export-Supporting FDI,” EUI Working Paper 2007/24, European University Institute.
- KRUGMAN, P. (1991): “Increasing Returns and Economic Geography,” *The Journal of Political Economy*, 99(3), 483–449.
- LIPPONER, A. (2008): “Microdatabase Direct Investment – MiDi A Brief Guide,” mimeo, Deutsche Bundesbank.
- MAYER, T., I. MÉJEAN, AND B. NEFUSSI (2007): “The Location of Domestic and Foreign Production Affiliates by French Multinational Firms,” CEPII Working Paper 2007-07, Centre D’Etudes Prospectives et D’Informations Internationales.
- MCFADDEN, D. (1978): “Modelling the Choice of Residential Location,” in *Spatial Interaction Theory and Planning Models*, ed. by A. Karquist. North-Holland, Amsterdam.
- MONOPOLKOMMISSION (2006): “Sechzehntes Hauptgutachten der Monopolkommission 2004/2005,” Working Paper 16/2460, Bundesdrucksache.

- REDDING, S., AND A. VENABLES (2004): “Economic Geography and International Inequality,” *Journal of International Economics*, 62(1), 53–82.
- TRAIN, K. (2003): *Discrete Choice Methods with Simulation*. Cambridge University Press, Cambridge.
- UHLIG, H. (2008): “The Slow Decline of East Germany,” Working Paper 14553, National Bureau of Economic Research, NBER.
- WEICHENRIEDER, A., AND J. MINTZ (2007): “What Determines the Use of Holding Companies and Ownership Chains?,” Working Paper 08/03, Oxford University Centre for Business Taxation.

IAW-Diskussionspapiere

Bisher erschienen:

- Nr. 1 (September 2001)
Das Einstiegsgeld – eine zielgruppenorientierte negative Einkommensteuer: Konzeption, Umsetzung und eine erste Zwischenbilanz nach 15 Monaten in Baden-Württemberg
Sabine Dann / Andrea Kirchmann / Alexander Spermann / Jürgen Volkert
- Nr. 2 (Dezember 2001)
Die Einkommensteuerreform 1990 als natürliches Experiment. Methodische und konzeptionelle Aspekte zur Schätzung der Elastizität des zu versteuernden Einkommens
Peter Gottfried / Hannes Schellhorn
- Nr. 3 (Januar 2001)
Gut betreut in den Arbeitsmarkt? Eine mikroökonomische Evaluation der Mannheimer Arbeitsvermittlungsagentur
Jürgen Jerger / Christian Pohnke / Alexander Spermann
- Nr. 4 (Dezember 2001)
Das IAW-Einkommenspanel und das Mikrosimulationsmodell SIMST
Peter Gottfried / Hannes Schellhorn
- Nr. 5 (April 2002)
A Microeconomic Characterisation of Household Consumption Using Quantile Regression
Niels Schulze / Gerd Ronning
- Nr. 6 (April 2002)
Determinanten des Überlebens von Neugründungen in der baden-württembergischen Industrie – eine empirische Survivalanalyse mit amtlichen Betriebsdaten
Harald Strotmann
- Nr. 7 (November 2002)
Die Baulandausweisungsumlage als ökonomisches Steuerungsinstrument einer nachhaltigkeitsorientierten Flächenpolitik
Raimund Krumm
- Nr. 8 (März 2003)
Making Work Pay: U.S. American Models for a German Context?
Laura Chadwick, Jürgen Volkert
- Nr. 9 (Juni 2003)
Erste Ergebnisse von vergleichenden Untersuchungen mit anonymisierten und nicht anonymisierten Einzeldaten am Beispiel der Kostenstrukturerhebung und der Umsatzsteuerstatistik
Martin Rosemann

IAW-Diskussionspapiere

- Nr. 10 (August 2003)
Randomized Response and the Binary Probit Model
Gerd Ronning
- Nr. 11 (August 2003)
Creating Firms for a New Century: Determinants of Firm Creation
around 1900
Joerg Baten
- Nr. 12 (September 2003)
Das fiskalische BLAU-Konzept zur Begrenzung des Siedlungsflächenwachstums
Raimund Krumm
- Nr. 13 (Dezember 2003)
Generelle Nichtdiskontierung als Bedingung für eine nachhaltige Entwicklung?
Stefan Bayer
- Nr. 14 (Februar 2003)
Die Elastizität des zu versteuernden Einkommens. Messung und erste Ergebnisse
zur empirischen Evidenz für die Bundesrepublik Deutschland.
Peter Gottfried / Hannes Schellhorn
- Nr. 15 (Februar 2004)
Empirical Evidence on the Effects of Marginal Tax Rates on Income –
The German Case
Peter Gottfried / Hannes Schellhorn
- Nr. 16 (Juli 2004)
Shadow Economies around the World: What do we really know?
Friedrich Schneider
- Nr. 17 (August 2004)
Firm Foundations in the Knowledge Intensive Business Service Sector.
Results from a Comparative Empirical Study in Three German Regions
Andreas Koch / Thomas Stahlecker
- Nr. 18 (Januar 2005)
The impact of functional integration and spatial proximity on the post-entry
performance of knowledge intensive business service firms
Andreas Koch / Harald Strotmann
- Nr. 19 (März 2005)
Legislative Malapportionment and the Politicization of Germany's
Intergovernmental Transfer System
Hans Pitlik / Friedrich Schneider / Harald Strotmann
- Nr. 20 (April 2005)
Implementation ökonomischer Steuerungsansätze in die Raumplanung
Raimund Krumm

IAW-Diskussionspapiere

- Nr. 21 (Juli 2005)
Determinants of Innovative Activity in Newly Founded Knowledge
Intensive Business Service Firms
Andreas Koch / Harald Strotmann
- Nr. 22 (Dezember 2005)
Impact of Opening Clauses on Bargained Wages
Wolf Dieter Heinbach
- Nr. 23 (Januar 2006)
Hat die Einführung von Gewinnbeteiligungsmodellen kurzfristige positive
Produktivitätswirkungen? – Ergebnisse eines Propensity-Score-Matching-Ansatzes
Harald Strotmann
- Nr. 24 (März 2006)
Who Goes East? The Impact of Enlargement on the Pattern of German FDI
Claudia M. Buch / Jörn Kleinert
- Nr. 25 (Mai 2006)
Estimation of the Probit Model from Anonymized Micro Data
Gerd Ronning / Martin Rosemann
- Nr. 26 (Oktober 2006)
Bargained Wages in Decentralized Wage-Setting Regimes
Wolf Dieter Heinbach
- Nr. 27 (Januar 2007)
A Capability Approach for Official German Poverty and Wealth Reports:
Conceptual Background and First Empirical Results
Christian Arndt / Jürgen Volkert
- Nr. 28 (Februar 2007)
Typisierung der Tarifvertragslandschaft – Eine Clusteranalyse der tarif-
vertraglichen Öffnungsklauseln
Wolf Dieter Heinbach / Stefanie Schröpfer
- Nr. 29 (März 2007)
International Bank Portfolios: Short- and Long-Run Responses to
the Business Cycles
Sven Blank / Claudia M. Buch
- Nr. 30 (April 2007)
Stochastische Überlagerungen mit Hilfe der Mischungsverteilung
Gerd Ronning
- Nr. 31 (Mai 2007)
Openness and Growth: The Long Shadow of the Berlin Wall
Claudia M. Buch / Farid Toubal

IAW-Diskussionspapiere

- Nr. 32 (Mai 2007)
International Banking and the Allocation of Risk
Claudia M. Buch / Gayle DeLong / Katja Neugebauer
- Nr. 33 (Juli 2007)
Multinational Firms and New Protectionisms
Claudia M. Buch / Jörn Kleinert
- Nr. 34 (November 2007)
Within-Schätzung bei anonymisierten Paneldaten
Elena Biewen
- Nr. 35 (Dezember 2007)
What a Difference Trade Makes – Export Activity and the Flexibility of Collective Bargaining Agreements
Wolf Dieter Heinbach / Stefanie Schröpfer
- Nr. 36 (Dezember 2007)
To Bind or Not to Bind Collectively? Decomposition of Bargained Wage Differences Using Counterfactual Distributions
Wolf Dieter Heinbach / Markus Spindler
- Nr. 37 (Dezember 2007)
Neue Ansätze zur flächenschutzpolitischen Reform des Kommunalen Finanzausgleichs
Raimund Krumm
- Nr. 38 (Januar 2008)
Banking Globalization: International Consolidation and Mergers in Banking
Claudia M. Buch / Gayle L. DeLong
- Nr. 39 (Januar 2008)
Multiplicative Measurement Error and the Simulation Extrapolation Method
Elena Biewen / Sandra Nolte / Martin Rosemann
- Nr. 40 (Juni 2008)
Das Konzept des „Regionalen Gewerbeflächenpools“ aus ökonomischer Sicht
Raimund Krumm
- Nr. 41 (Juli 2008)
Openness and Income Disparities: Does Trade Explain the 'Mezzogiorno' Effect?
Claudia M. Buch / Paola Monti
- Nr. 42 (August 2008)
Flächenschutzpolitische Implikationen eines Regionalen Gewerbeflächenpools
Raimund Krumm

IAW-Diskussionspapiere

- Nr. 43 (September 2008)
Mikroökonomische Determinanten und Effekte von FDI am Beispiel
Baden-Württemberg
Christian Arndt / Anselm Mattes
- Nr. 44 (September 2008)
The Impact of Macroeconomic Factors on Risks in the Banking Sector:
A Cross-Country Empirical Assessment
Olga Bohachova
- Nr. 45 (Oktober 2008)
Effects of Dismissal Protection Legislation on Individual Employment
Stability in Germany
Bernhard Boockmann / Daniel Gutknecht / Susanne Steffes
- Nr. 46 (November 2008)
Trade's Impact on the Labor Share: Evidence from German and Italian Regions
Claudia M. Buch / Paola Monti / Farid Toubal
- Nr. 47 (März 2009)
Network and Border Effects: Where Do Foreign Multinationals Locate
in Germany?
Julia Spies