

Kind, Hans Jarle; Nilssen, Tore; Sørsgard, Lars

**Working Paper**

## Price coordination in two-sided markets: Competition in the TV industry

CESifo Working Paper, No. 3004

**Provided in Cooperation with:**

Ifo Institute – Leibniz Institute for Economic Research at the University of Munich

*Suggested Citation:* Kind, Hans Jarle; Nilssen, Tore; Sørsgard, Lars (2010) : Price coordination in two-sided markets: Competition in the TV industry, CESifo Working Paper, No. 3004, Center for Economic Studies and ifo Institute (CESifo), Munich

This Version is available at:

<https://hdl.handle.net/10419/38913>

**Standard-Nutzungsbedingungen:**

Die Dokumente auf EconStor dürfen zu eigenen wissenschaftlichen Zwecken und zum Privatgebrauch gespeichert und kopiert werden.

Sie dürfen die Dokumente nicht für öffentliche oder kommerzielle Zwecke vervielfältigen, öffentlich ausstellen, öffentlich zugänglich machen, vertreiben oder anderweitig nutzen.

Sofern die Verfasser die Dokumente unter Open-Content-Lizenzen (insbesondere CC-Lizenzen) zur Verfügung gestellt haben sollten, gelten abweichend von diesen Nutzungsbedingungen die in der dort genannten Lizenz gewährten Nutzungsrechte.

**Terms of use:**

*Documents in EconStor may be saved and copied for your personal and scholarly purposes.*

*You are not to copy documents for public or commercial purposes, to exhibit the documents publicly, to make them publicly available on the internet, or to distribute or otherwise use the documents in public.*

*If the documents have been made available under an Open Content Licence (especially Creative Commons Licences), you may exercise further usage rights as specified in the indicated licence.*

# Price Coordination in Two-Sided Markets: Competition in the TV Industry

Hans Jarle Kind  
Tore Nilssen  
Lars Sørgard

CESIFO WORKING PAPER NO. 3004  
CATEGORY 11: INDUSTRIAL ORGANISATION  
MARCH 2010

*An electronic version of the paper may be downloaded*

- *from the SSRN website:* [www.SSRN.com](http://www.SSRN.com)
- *from the RePEc website:* [www.RePEc.org](http://www.RePEc.org)
- *from the CESifo website:* [www.CESifo-group.org/wp](http://www.CESifo-group.org/wp)

# Price Coordination in Two-Sided Markets: Competition in the TV Industry

## Abstract

The TV industry is a two-sided market where both advertisers and viewers buy access to the programs offered by competing TV channels. Under the current market structure advertising prices are typically set by TV channels while viewer prices are set by distributors (e.g. cable operators). The latter implies that the distributors partly internalize the competition between the TV channels, since they take into account the fact that a lower viewer price at one channel will harm rival channels. We nonetheless find that a shift to a market structure where both advertising prices and viewer prices are set competitively by the TV channels might increase joint industry profits. The reason is that this market structure, in contrast to the one we observe today, directly addresses the two-sidedness of the market. We also show that this is to the benefit for the viewers.

JEL-Code: D40, D62, L10, L82.

Keywords: price coordination, two-sided markets, media economics.

*Hans Jarle Kind*  
*Norwegian School of Economics and Business Administration*  
*Norway - Bergen*  
*hans.kind@nhh.no*

*Tore Nilssen*  
*University of Oslo*  
*Norway - Oslo*  
*tore.nilssen@econ.uio.no*

*Lars Sjørgard*  
*Norwegian School of Economics and*  
*Business Administration*  
*Norway - Bergen*  
*lars.sorgard@nhh.no*

Thanks to Esther Ann Bøler for research assistance, and to seminar participants at the Telenor seminar at NHH in October 2009 for helpful comments.

# 1 Introduction

It is well known that firms which sell competing products can raise profits by delegating pricing decisions to a third party that partly or fully internalizes competition. It is quite intuitive that firms in traditional one-sided markets can benefit from such horizontal price coordination, but we show that one should be careful in applying similar arrangements in two-sided markets. Indeed, that might be counter-productive, since it undermines the firms' abilities to choose efficient price structures.

Firms in two-sided markets cater to two distinct groups of customers that are connected through quantity spillovers, and the firms maximize profit by facilitating value-creating interactions between the two groups. Two-sided platforms operate in many economically significant industries, such as the media sector, the financial sector (payment card systems), real-estate brokerage, and the computing industry (computer operating systems, software, game consoles etc.). The price structure in two-sided markets must account for interactions between the demands of different customer groups and the externalities that arise in these relationships.<sup>2</sup> For instance, in the media industry, advertising may be perceived as a nuisance (a negative externality) by readers/viewers, while advertisers benefit from an increase in readers/viewers of the media outlet. In the credit card industry there are positive quantity spillovers between merchants and cardholders. Merchants who accept a credit card welcome an increase in the number of households joining the credit card system, and vice versa.

This paper is motivated by the TV industry, a two-sided market that serves both advertisers and viewers. Previously, free-to-air channels dominated the market, and the channels competed fiercely in the advertising markets to raise revenue. However, partly due to technological progresses which make it possible to exclude non-paying viewers, the industry now raises a large share of its revenue directly from the audience. Nonetheless, we do not see fierce price competition between the channels in the end-user market. The reason for this is that the viewers must buy access to the TV channels through a distributor, and under the current market structure it is the

---

<sup>2</sup>Evans (2003a,b) provides examples and classifications of two-sided markets.

distributor - and not the TV channels - who sets viewer prices. In this sense the distributor acts as a price coordinator for the TV channels.

Obviously, such horizontal coordination of prices tends to increase prices and thus profits compared to a situation where the prices are set in a competitive environment.<sup>3</sup> The problem is that the distributor does not internalize the fact that high end-user prices have a negative impact on advertising revenue for the TV channels through reducing the size of the audiences. An alternative market structure is one where the TV channels non-cooperatively set both advertising and viewer prices. Then each channel will take into account the interdependence between the two sides of the market, and thus coordinate the prices vertically. We show that such a shift from horizontal to vertical coordination of prices can be beneficial for the industry as well as for the viewers. This market structure, which we label open network, is expected to become more common in the future.<sup>4</sup>

To understand the benefits of an open network - *i.e.* vertical coordination of prices - consider the special case where the two products are independent in viewers' demand (unrelated). Then there is no horizontal coordination problem, since the TV channels are monopolies in each their market segment. Therefore individual profit maximization coincides with industry optimum when each TV channel sets both end-user and advertising prices. If the distributor sets end-user prices, on the other hand, there is no vertical coordination. The distributor sets higher end-user prices than those that maximize joint profits, because it does not take into account the negative effect of high end-user prices on the advertising revenues.

If the viewers perceive the TV channels as substitutes rather than as unrelated products, an open network will no longer lead to the optimal outcome for the industry. With no horizontal coordination of end-user prices, competition forces those prices down. This implies that joint profits for the TV channels and the distributor

---

<sup>3</sup>Note that this holds independent of whether a distributor sells channels a-la carte or offers different channel packages (which we abstract from).

<sup>4</sup>One reason is the growth in broadband internet connections for private households that makes it possible for TV channels to bypass the traditional distributor. In some countries, for example in Norway and Denmark, we have also seen a debate about whether TV channels should have direct access to the viewers in the existing networks and set end-user prices for their own products.

are lower the closer substitutes the TV channels' products are. Interestingly, with the present market structure - where the distributor sets the end-user prices to the viewers - the opposite is true. Tougher competition forces the TV channels to limit their amount of advertising (it is well documented that viewers dislike ads). Such a competitive pressure dampens the negative externality from the advertiser market to the viewer market. Since a smaller amount of advertising makes each TV channel more attractive for the viewers, it enables the industry to achieve higher joint profits through higher revenues from the end-users. The closer substitutes the TV channels' products are, the higher aggregate profits can be achieved.

Vertical coordination is thus most important for the industry if TV channels are very differentiated, while horizontal coordination is most important if the viewers perceive the channels as close substitutes. No surprise, then, that we find that an open network is superior to the present market structure if the TV channels' products are sufficiently differentiated. More surprisingly, we show that an open network might lead to the highest aggregate profits even when the TV channels are close substitutes. The reason for this is that an open network, in contrast to the present market structure, directly addresses the two-sidedness of the market.

The rest of the paper is organized as follows. In the next section we relate our study to the existing literature. In section 3 we present the rules of the game and our model. In Section 4 we solve the game for the market structure where the distributor sets end-user prices, while we in Section 5 solve the game for the market structure with open networks. The outcome in those two market structures are compared in Section 6, and in Section 7 we offer some concluding remarks.

## 2 Related literature

Media industries in general, and the TV industry in particular, have been the subject of a number of important studies. The earlier studies were mostly concerned about how the market structure affected the program profile.<sup>5</sup> More recent studies - such

---

<sup>5</sup>In Steiner (1952), which was extended in Beebe (1977), it is discussed how a change from monopoly to oligopoly could change the program profile. Spence and Owen (1977) discuss how the

as Gabszewicz, et al. (2004), Anderson and Coate (2005), and Kind, *et al.* (2007, 2009) - have emphasized how important it is to take the view that these industries are two-sided markets, serving both content consumers and advertisers, two groups that exert externalities on each other. In the present paper, we bring this discussion a step further, by taking into account the fact that TV viewers are served through distribution of TV signals to the households.<sup>6</sup> What we find is that the industry's two-sidedness creates a need for coordinating viewer prices and advertising prices that is not present in one-sided industries. Accordingly, there is less scope for the distributor, or retailer, to keep control of prices to consumers when the industry is two-sided.

We are, of course, not the first to discuss vertical relations between TV channels and TV distributors.<sup>7</sup> One strand of the literature focuses mainly on the effects of exclusive distribution of premium content, and there is no or very little discussion of the role played by advertising on the issue of exclusive distribution; see Armstrong (1999), Stennek (2007), Hagiu and Lee (2009), and Weeds (2009). In a slightly different vein, Crawford and Cullen (2007) and Crawford and Yurukoglu (2009) discuss a TV distributor's bundling of TV channels; again, the role of advertising on TV is not studied.

In two-sided markets where distribution plays a key role, as is the case in most media industries, it is crucial to understand the interplay between the externalities between user groups on the one hand and the way the services are delivered and priced on the other. The only other paper we know of that discusses the role of distribution in a two-sided market is Bel, *et al.* (2007). In contrast to us, however, they focus on a situation where one firm is vertically integrated, controlling both the distribution and the program production. They do not compare regimes where either distributors or TV channels set end-user prices, as we do here.

---

financing of a TV channel - by user payment (pay TV) or advertising - affects the program profile.

<sup>6</sup>The distribution is through either digital terrestrial TV, direct broadcast satellites, or cables. Since the recent digitization of the TV industry, analogue free-to-air transmission has declined.

<sup>7</sup>Incidentally, vertical relations are an issue also in Barros, et al. (2004), but they focus on relations between media firms and advertisers, rather than between media firms and distributors, as we do here.

With our focus on relations between producers and their distributor, we contribute to the more general literature on vertical relations by taking up an issue particularly pertinent to two-sided markets: a firm in a two-sided market should coordinate its prices to its two user groups.<sup>8</sup> Such coordination is difficult if control over end-user prices for consumers is with the distributor.

### 3 The model

We consider a setting with two competing TV channels earning revenues from advertising and consumer payments. The level of advertising in TV channel  $i$  is denoted  $A_i$ , and consumer demand is denoted  $C_i$ ,  $i = 1, 2$ . The TV channels transmit their contents through a distributor, *i.e.*, a downstream firm that the upstream TV channels must go through in order to reach the viewers.

We compare two different market structures. In market structure  $D$ , the distributor is the price setter in the end-user market, receiving a price  $p_i \geq 0$  from each viewer. At the same time, TV channel  $i$  receives a price  $f_i \geq 0$  for each viewer in addition to a fixed fee  $F_i \geq 0$  from the distributor. TV channel  $i$  sets a price of advertising  $r_i$  on its own channel. This market structure mirrors the one which is presently observed in most TV markets, where the distributor sets prices to end-users.

In market structure  $T$ , the distributor has no price-setting role. Instead, TV channel  $i$  sets both the price it charges from its viewers ( $p_i$ ) and the advertising price,  $r_i$ . The payment from TV channel  $i$  to the distributor is equal to  $w_i \geq 0$  per viewer plus a fixed fee  $W_i \geq 0$ . We label this setting an *open network* market structure.

Below, we consider a three-stage game. The access prices,  $F$  (or  $W$ ) and  $f$  (or  $w$ ), are presumably the least flexible of the prices we consider. We therefore assume that these are determined jointly by the distributor and the TV channels at stage 1. It further seems reasonable to assume that viewer prices are fixed in the short

---

<sup>8</sup>See e.g. Katz (1989) and Rey and Tirole (2007) for surveys of vertical relations in one-sided markets.



run, since end-users typically sign contracts with a distributor for a certain period of time. Advertising prices, on the other hand, are quite flexible, since these can easily be changed by the TV channels. In line with this, we assume that end-user prices and advertising prices are set at stages 2 and 3, respectively.

We follow Kind *et al.* (2007, 2009) and let consumer preferences be given by the following quadratic utility function:

$$U = C_1 + C_2 - \left[ (1-s)(C_1^2 + C_2^2) + \frac{s}{2}(C_1 + C_2)^2 \right]. \quad (1)$$

The parameter  $s \in [0, 1)$  is a measure of product differentiation; the viewers perceive the TV channels' products as completely unrelated if  $s = 0$  and as perfect substitutes in the limit as  $s \rightarrow 1$ .<sup>9</sup>

Consumer surplus depends not only on the price that the consumers are charged for the TV channels, but also on the level of advertising. To capture this dependency, we let the generalized price for watching channel  $i$  be given by  $G_i \equiv p_i + \gamma A_i$ , where  $\gamma$  measures the consumers' disutility of being interrupted by ads.<sup>10</sup> Consumer surplus can thus be written as

$$CS = U - (G_1 C_1 + G_2 C_2).$$

We choose the unit size of advertising  $A_i$  such that we can set  $\gamma = 1$ . From the consumer surplus we can then derive demand for each media product by solving  $\frac{\partial CS}{\partial C_i} = 0$ :

$$C_i = \frac{1}{2} - \frac{(2-s)(A_i + p_i)}{4(1-s)} + \frac{s(A_j + p_j)}{4(1-s)}, \quad i, j = 1, 2, \quad i \neq j. \quad (2)$$

There is a total of  $n$  advertisers interested in buying advertising space on the two TV channels. Let  $A_{ik}$  denote advertiser  $k$ 's advertising level on channel  $i$  (such

---

<sup>9</sup>Utility function (1) is due to Shubik and Levitan (1980). The merit of using this utility function is that market size does not vary with  $s$ . Our qualitative results would go through also with a standard quadratic utility function, but then an increase in  $s$  would both reduce the size of the market and increase the substitutability between the TV channels. See Motta (2004) for further discussion.

<sup>10</sup>It is well documented that viewers try to avoid advertising breaks on TV, see Moriarty and Everett (1994), Danaher (1995), and Wilbur (2008).

that  $A_i = \sum_{k=1}^n A_{ik}$ ). The advertiser's gross gain from advertising at channel  $i$  is naturally increasing in its advertising level and in the number of viewers exposed to its advertising. We make it simple by assuming that the gross gain equals  $\eta A_{ik} C_i$ , where  $\eta > 0$ . This implies that the net gain for advertiser  $k$  from advertising on TV equals

$$\pi_k = \eta (A_{1k} C_1 + A_{2k} C_2) - (r_1 A_{1k} + r_2 A_{2k}), \quad (3)$$

where  $r_i$  is the advertising price charged by TV channel  $i$  for one unit of advertising.

Maximizing (3) with respect to  $A_{1k}$  and  $A_{2k}$ , subject to (2), we find demand for advertising at TV channel  $i$ :

$$A_i = \frac{n}{n+1} \left[ (1 - p_i) - \frac{2r_i - s(r_i - r_j)}{\eta} \right] \quad (4)$$

As this expression shows, the number of advertisers merely serves to scale total advertising demand. As a simplification, we therefore set  $n = 1$ .

We abstract from any costs for the TV channels and the distributor (except for the access charges, which are only internal transfers). Joint profits for these firms are thus equal to the sum of advertising revenue and consumer payment:

$$\Pi^z = \sum_{i=1}^2 (r_i A_i + p_i C_i),$$

where  $z = D, T$ .

To simplify the algebra we make the following assumption:

**Assumption 1:**  $\eta = 1$ .

The following can now be verified:

**Remark 1:** *Joint profits for the distributor and the TV channels are maximized for  $p = p^{opt} \equiv \frac{1}{2}$  and  $A = A^{opt} \equiv 0$  (such that  $G^{opt} = \frac{1}{2}$ ) for any  $s \in [0, 1)$ .*

With  $\eta = 1$  (or  $\eta < 1$ , for that matter) we thus find that joint profits are maximized by being advertising-free, and instead charge the viewers directly. A higher value of  $\eta$  would imply a greater demand for ads (since the benefit of advertising would be higher), such that  $A^{opt} > 0$  and  $p^{opt} < \frac{1}{2}$ . Except for this, the value of  $\eta$  does not matter for the qualitative results.

### 3.1 The distributor sets end-user prices

In case  $D$ , the distributor sets end-user prices. With this market structure, the profits of the distributor ( $\Pi$ ) and TV channel  $i$  ( $\pi_i$ ) are given by

$$\Pi = \sum_{i=1}^2 (p_i - f)C_i - 2F \text{ and } \pi_i = r_i A_i + fC_i + F, \quad i = 1, 2, \quad (5)$$

where  $f \geq 0$  and  $F \geq 0$  are the per-viewer fee and the fixed fee, respectively, that a TV channel receives from the distributor.

At stage 3, each TV channel chooses its advertising price. Solving  $\frac{\partial \pi_i}{\partial r_i} = 0$  gives rise to the reaction function

$$r_i(r_j) = \frac{1 + f - p_i - sr_j}{2(2 - s)}, \quad i, j = 1, 2, \quad i \neq j. \quad (6)$$

Note that  $\frac{dr_i(r_j)}{dp_i} < 0$ : an increase in  $p_i$  reduces the audience and thus the advertising demand on channel  $i$ , which in turn necessitates a lower advertising price. Secondly, we have  $\frac{dr_i(r_j)}{dr_j} < 0$ : a higher advertising price on channel  $j$  implies that it will have less advertising, and thus become more attractive to the viewers. This makes the rival (channel  $i$ ) relatively less attractive, such that it will have to reduce its advertising price. Thereby

advertising prices are strategic substitutes.<sup>11</sup>

Solving (6) simultaneously for the two TV channels we find that advertising prices are given by

$$r_i = \frac{(4 - 3s)(1 + f) - 2(2 - s)p_i + sp_j}{(4 - s)(4 - 3s)}, \quad i, j = 1, 2, \quad i \neq j. \quad (7)$$

Equation (7) shows that channel  $i$ 's advertising price is decreasing in  $p_i$  ( $\frac{dr_i}{dp_i} < 0$ ), as we should expect from the reaction function  $r_i(r_j)$ . Furthermore, we see that  $\frac{dr_i}{dp_j} > 0$  for  $s > 0$ : an increase in  $p_j$  reduces channel  $j$ 's audience and therefore its advertising price  $r_j$ . With advertising prices being strategic substitutes, this increases  $r_i$ .

Finally, note that  $\frac{dr_i}{df} > 0$ . The reason for this is that the higher the per-viewer price that the channel receives from the distributor, the more it gains from having

---

<sup>11</sup>This is a mechanism that is present in other models of the media market, see for example Nilssen and Sørsgard (2001), Gabszewicz *et al.* (2004), and Kind *et al.* (2009).

a large audience. If  $f$  increases, it will thus charge a higher advertising price and sell less advertising space ( $\frac{dA_i}{df} < 0$ ) in order to attract a larger viewership. In the continuation, we will put a cap on  $f$  to ensure that advertising is not brought down to zero. In particular, we assume that  $f < \bar{f} := \frac{(2-s)(6-s)}{(10-s)(4-s)}$ . Below, we verify that this in fact holds in equilibrium if  $f$  is set at its optimal value (despite the fact that  $A^{opt} = 0$ ).

At stage 2, the distributor chooses those  $p_1$  and  $p_2$  that maximize  $\Pi$ , taking (7) into account. Our problem has a unique symmetric solution, so we can omit subscripts. The end-user price can be written as

$$p = \frac{1}{2} + \frac{8-s}{2(6-s)}f. \quad (8)$$

Combining (2), (4), (7) and (8), we have

$$r = \frac{1}{2(4-s)} + \frac{1}{2(6-s)}f; A = \frac{2-s}{4(4-s)} - \frac{10-s}{4(6-s)}f; C = \frac{6-s}{8(4-s)} - \frac{1}{8}f. \quad (9)$$

The mere fact that the advertising volume is decreasing in the per-viewer fee ( $\frac{dA}{df} < 0$ ) allows the distributor to set an end-user price that is increasing in  $f$ . Additionally, a higher  $f$  means that the distributor's perceived marginal costs increase. This magnifies the positive relationship between  $p$  and  $f$ . Not surprisingly, we therefore find that the generalized viewer price,  $G = p + A = \frac{1}{2} + \frac{2-s}{4(4-s)} + \frac{1}{4}f$ , is higher than the one maximizing joint profits ( $G^{opt} = p^{opt} = 1/2$ ), unless  $f$  is sufficiently negative.

At stage 1,  $f$  is set such as to maximize aggregate profits for the distributor and the TV channels. However, it might be argued that a per-viewer fee  $f \neq 0$  is difficult to sustain because of problems of commitment: if the distributor and the TV channels have agreed on a particular  $f$ , the distributor may have incentives to meet with one of the channels in order to renegotiate the agreed-upon fee; see, e.g., Rey and Vergé (2008, Sec. 9.3.4) for a general discussion, and Armstrong (1999) and Stennek (2007) for analyses of TV distribution with no per-viewer fees. We therefore start out with considering the case where  $f$  is fixed at zero.

**Remark 2:** *Suppose that the wholesale contracts consist of a fixed fee only ( $f = 0$ ). Then advertising volumes are decreasing in  $s$  ( $\frac{dA}{ds} < 0$ ), while end-user prices are independent of  $s$  ( $\frac{dp}{ds} = 0$ ).*

The intuition for the results in Remark 2 is that the closer substitutes the TV channels are, the more they will compete in having few advertising slots (and the higher the advertising will prices be).<sup>12</sup> This explains why  $\frac{dA}{ds} < 0$ . The distributor, on the other hand, internalizes the competition between the TV channels, and therefore sets end-user prices which are independent of the substitutability between the channels;  $\frac{dp}{ds} = 0$ .<sup>13</sup>

We now turn to the case where the firms pick  $f$  in order to maximize joint profits. As noted in Remark 1, joint profits are maximized if there is no advertising ( $A = A^{opt} = 0$ ) and  $p = p^{opt} = 1/2$ . This outcome is in general not achievable since firms are not allowed to collude on prices. However, at stage 1, they can influence subsequent decisions on both advertising levels and end-user prices through their choice of  $f$ . It should be noted, though, that the firms face a trade-off when they set  $f$ : Equations (8) and (9) make it clear that a positive  $f$  will move the end-user price in the wrong direction and the advertising volume in the correct direction compared to first-best industry-optimum, and vice versa for a negative  $f$ . At the outset the optimal sign of  $f$  is therefore not clear.

Intuition might nonetheless lead us to expect that  $f$  should be positive. The reason for this is that a positive  $f$  has both a harmful and a beneficial effect on the distributor's profit; on the one hand it tends to reduce his profit margin, which is bad, but on the other hand it also reduces the advertising volume, which is beneficial for the distributor. At the same time a slightly positive  $f$  is unambiguously positive

---

<sup>12</sup>This result was first shown in Barros *et al.* (2004).

<sup>13</sup>The distributor could utilize the fact that  $\frac{dA}{ds} < 0$  to let end-user prices be increasing in  $s$  ( $\frac{dp}{ds} > 0$ ). However, this would excessively reduce the size of the audiences (recall that  $G > G^{opt}$ ).

for the TV channels.<sup>14</sup> Setting  $d(\Pi + \pi_1 + \pi_2)/df = 0$ , we find

$$f = f^* \equiv \frac{2(6-s)(2-s)}{(4-s)[4+(8-s)^2]} \in (0, \bar{f}); \quad \frac{df^*}{ds} < 0. \quad (10)$$

By inserting for (10) into (8) and (9), we have:

**Proposition 1.** *Suppose that  $f = f^*$ , such that it maximizes joint profits for the distributor and the TV channels.*

a) *End-user prices and advertising levels are above industry optimum ( $p > p^{opt}$  and  $A > A^{opt}$ )*

b) *The closer substitutes the TV channels are*

- *the lower are end-user prices ( $\frac{dp}{ds} < 0$ )*

- *the lower are advertising levels ( $\frac{dA}{ds} < 0$ ).*

Proposition 1 shows that end-user prices and advertising levels are closer to first-best industry optimum the higher  $s$  is. This has the following interesting implication:

**Corollary 1.** *Suppose that  $f = f^*$ . The closer substitutes the TV channels are, the higher are joint profits ( $\frac{d\Pi^D}{ds} > 0$ ) and the larger is the size of the audiences ( $\frac{dC}{ds} > 0$ ).*

The property that  $\frac{dC}{ds} > 0$  is well known from one-sided markets; a closer substitutability between goods increases the competitive pressure, and thus also consumption. However, the result that joint profits are increasing in the substitutability between the media products is in stark contrast to what we typically find in one-sided markets. The intuition is that the distributor partly internalizes the competition between the TV channels, since it sets the end-user prices for both channels. The distributor cannot control advertising volumes, though, and these are too high from the industry's point of view. The reason is that each TV channel sells the amount of advertising space that maximizes its own operating profits, without taking into

---

<sup>14</sup>To see these effects for the two groups of agents, we differentiate their profits with respect to  $f$  to find  $\frac{d\Pi}{df} = \frac{4-s}{4(6-s)}f - \frac{1}{4}$ , and  $\frac{d(\pi_1+\pi_2)}{df} = \frac{1}{4} + \frac{2-s}{2(6-s)(4-s)} - \frac{46-13s+s^2}{2(6-s)^2}f$ . From these expressions we immediately see that it must be optimal to set  $f$  positive; a small increase in  $f$  from  $f = 0$  yields a net increase in industry profit equal to  $\frac{2-s}{2(6-s)(4-s)}$ .

account how this reduces income for the distributor (and the rival TV channel). This is a negative vertical externality, but the stronger is the competition between the TV channels, the less advertising will they carry. Tougher competition between the TV channels thereby reduces the strength of the negative vertical externality, and increases aggregate profits.

### 3.2 The TV channels set end-user prices

In case  $T$ , where the TV channels set end-user prices, joint profits of the distributor and the TV channels equal

$$\Pi = w(C_1 + C_2) - 2W \text{ and } \pi_i = (p_i - w)C_i + r_i A_i + W, \quad (11)$$

where  $w$  is the price that the distributor receives from each TV channel per viewer. Note that the access price  $w$  is modeled as a variable cost for the TV channels, while the per-viewer fee  $f$  in the previous section is modeled as a variable cost for the distributor.

At stage 3, each TV channel chooses its advertising price. Setting  $\frac{\partial \pi_i}{\partial r_i} = 0$  yields the reaction function

$$r_i(r_j) = \frac{1 - w - sr_j}{2(2 - s)}, \quad i, j = 1, 2, \quad i \neq j, \quad (12)$$

where we again note that advertising prices are strategic substitutes ( $\frac{dr_i(r_j)}{dr_j} < 0$ ). Solving the first-order conditions for the two TV channels simultaneously implies that

$$r_i = \frac{1 - w}{4 - s}, \quad i = 1, 2. \quad (13)$$

At stage 2, the TV channels set viewer fees. The reaction function is now given by

$$p_i = \frac{2(1 - s) + (2 - s)w + sp_j}{2(2 - s)}, \quad i, j = 1, 2, \quad i \neq j. \quad (14)$$

We thus have the standard result that end-user prices are strategic complements ( $\frac{dp_i(p_j)}{dp_j} > 0$ ).

Solving (14) simultaneously for  $i = 1, 2$ , and dropping subscripts because of symmetry, we find that the outcome of the second stage is

$$p = \frac{2(1-s)}{4-3s} + \frac{2-s}{4-3s}w \quad (15)$$

which further implies that

$$r = \frac{1}{4-s}(1-w); \quad A = \frac{s^2}{2(4-3s)(4-s)}(1-w); \quad \text{and} \quad C = \frac{16-12s+s^2}{4(4-3s)(4-s)}(1-w). \quad (16)$$

The end-user prices that the TV channels set at stage 2 are thus increasing in the access price  $w$ . With higher end-user price, there is also naturally a smaller audience, and thus a lower demand for advertising and a lower price of advertising.

Let us again, as we did in the analysis of market structure  $D$ , consider the case without per-viewer fees, *i.e.*, where  $w = 0$ . We have:

**Remark 3:** *Suppose that the wholesale contracts consist of a fixed fee only ( $w = 0$ ). Then advertising volumes are increasing in  $s$  ( $\frac{dA}{ds} > 0$ ), while end-user prices are decreasing in  $s$  ( $\frac{dp}{ds} < 0$ ). In the limit  $s \rightarrow 1$  we have  $p = 0$ , in which case the industry raises revenue only from the advertising market.*

With  $w = 0$ , advertising becomes a more important source of revenue the closer substitutes the TV channels are, while the opposite is true for viewer payments. Note in particular that  $p = 0$  if  $s = 1$ ; competition presses end-user prices down to zero if the consumers perceive the TV channels to be perfect substitutes. In this case the industry earns profits solely from the advertising market. The reason why the advertising market is profitable for the industry even if the channels are perfect substitutes in the eyes of the viewers, is (as noted above) that advertising prices are strategic substitutes. This is a relatively mild form of competition (see Kind *et al.*, 2009, for a thorough discussion). As a digression, it should be mentioned that this can shed light on observations on the internet: arguably, readers perceive the majority of online newspapers as having rivals which offer close substitutes ( $s \approx 1$ ), and such newspapers are thus only able to raise revenue from the advertising market.

Competition between the TV channels implies that end-user prices are too low ( $p < p^{opt}$ ) and advertising levels too high ( $A > A^{opt}$ ) compared to industry optimum



when  $w = 0$  and  $s > 0$ . Since  $\frac{dp}{dw} > 0$  and  $\frac{dA}{dw} < 0$  we should expect that  $w$  must be positive in order to maximize joint profits. This is confirmed by solving  $\max(\Pi + \pi_1 + \pi_2)$ , which yields

$$w = w^* \equiv Ms \{4[(4 - 3s)^2 + 2(2 - s)s] - s^3\} > 0; \quad \frac{dw^*}{ds} > 0, \quad (17)$$

where

$$M := \frac{1}{2[4(2 - s)(4 - 3s)(4 - s) + s^4]}.$$

Inserting for (17) into (15) and (16) we further find that

$$p = \frac{1}{2} - 2Ms^2(4 - 3s); \quad r = M[4(4 - 3s) + s^2](4 - 3s); \quad (18)$$

$$A = \frac{1}{2}Ms^2[4(4 - 3s) + s^2]; \quad \text{and} \quad C = \frac{1}{4}M[4(4 - 3s) + s^2]^2. \quad (19)$$

Using equations (17)-(19), we can state:

**Proposition 2.** *Suppose that  $w = w^*$ , such that it maximizes joint profits for the distributor and the TV channels.*

a) *End-user prices are too low and advertising levels too high compared to industry optimum (i.e.,  $p < p^{opt}$  and  $A > A^{opt}$ ) for  $s > 0$ .*

b) *The closer substitutes the TV channels are*

- *the lower are end-user prices:  $\frac{dp}{ds} < 0$ .*

- *the higher are advertising levels:  $\frac{dA}{ds} > 0$ .*

Independent of the value of  $w$ , the TV channels will compete so harshly if  $s \rightarrow 1$  that end-user prices are equal to TV channels' marginal costs ( $p = w$ ). However, since  $w^* > 0$  for all  $s > 0$ , the industry as a whole makes a positive profit from viewer charges no matter how close substitutes the TV channels are.

Note from equation (17) that  $w = 0$  at  $s = 0$ . Each TV channel is in this case a monopolist in its own market segment, and chooses end-user prices and advertising prices that maximize both individual and aggregate industry profits ( $p = p^{opt} = 1/2$  and  $A = A^{opt} = 0$ ). For higher values of  $s$  there will be a deviation between equilibrium prices and equilibrium advertising levels compared to industry optimum, and more so the higher  $s$  is. It can thus be shown that:

**Corollary 2:** *Suppose that  $w = w^*$ . The closer substitutes the TV channels are, the lower are joint profits ( $\frac{d\Pi^T}{ds} < 0$ ) and the smaller is the size of the audiences ( $\frac{dC}{ds} < 0$ ).*

It might seem surprising that  $w$  is set so low that  $p < p^{opt}$  for  $s \in (0, 1)$ ; by having  $w$  somewhat higher than  $w^*$ , the TV channels would set end-user prices closer to industry optimum. The same would be true for advertising levels, since  $A > A^{opt}$  and  $dA/dw < 0$ . However, the larger  $s$  is, the lower the TV channels' profit margin ( $p-w$ ) will be. This in turn gives the TV channels incentives to sell more advertising space even though this reduces the size of the audiences. Setting  $w$  such that we always have  $p = p^{opt}$  would therefore excessively increase viewers' generalized price and excessively reduce the number of viewers. It is therefore optimal to set  $w$  such that  $p < p^{opt}$ . It should be noted, though, that this does not prevent the generalized price from being an increasing function of  $s$ :

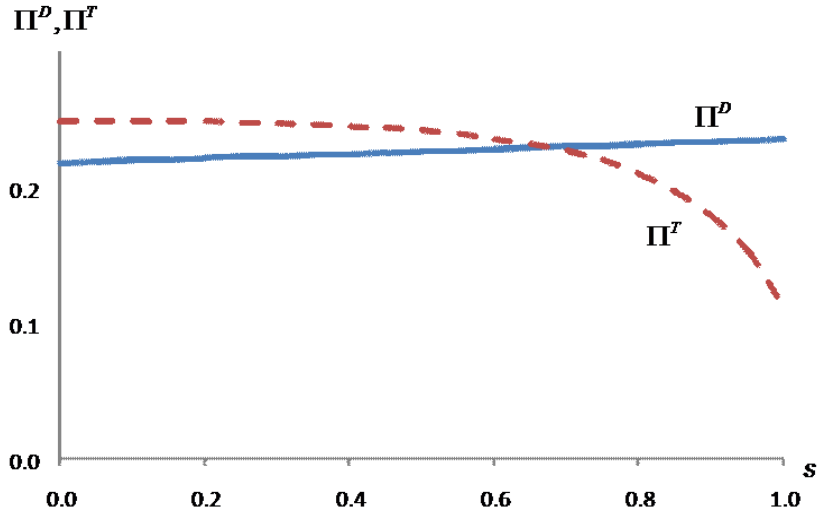
$$\frac{dG}{ds} = M^2 s^3 (8 - 3s) [4(4 - 3s) + s^2] > 0. \quad (20)$$

In contrast to market structure  $D$  (and to what we typically expect from analysis of one-sided markets), the size of the audiences is thus smaller the better substitutes are the TV channels.

## 4 A comparison

Let us now compare the two market structures. In market structure  $D$ , the distributor sets the end-user prices. Thereby the two TV channels' viewer prices become coordinated, but at the cost of not being coordinated with advertising prices. This market structure thus exhibits horizontal — but not vertical — price coordination. In market structure  $T$ , each TV channel coordinates the prices it charges from the viewers and the advertisers, but at the cost of viewer prices being uncoordinated across the channels. We might say this market structure exhibits vertical — but not horizontal — price coordination. These differences in price coordination lead to large differences in outcomes in the two market structures.

We first consider the case where the contract between the distributor and the TV channels only specifies fixed fees, with variable fees being equal to zero ( $f = w = 0$ ). The curves  $\Pi^D$  and  $\Pi^T$  in Figure 1 show joint profits under the two market structures in this case. At  $s = 0$ , each TV channel is a monopolist in its own market segment, and there do not exist any horizontal externalities. The market structure where each TV channel sets both end user and advertising prices must then necessarily be the most profitable one, and ensures that individual profit-maximization coincides with industry optimum. If  $s$  is close to 1, on the other hand, end-user prices are pressed down to marginal costs if they are controlled by the channels. So if the TV channels are sufficiently close substitutes, the market structure where end-user prices are coordinated by the distributor is superior from the industry's point of view.

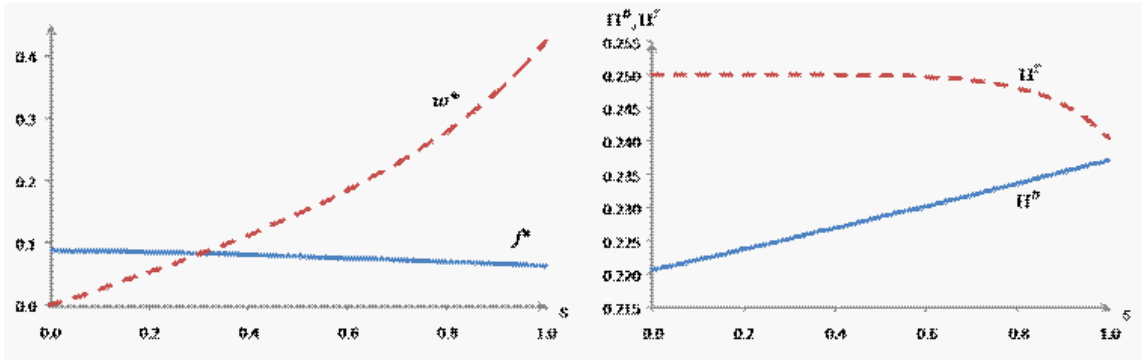


**Figure 1:** *Joint profits if no variable access fees.*

Let us now consider how the relative profitability of the two market structures changes if the variable fees are set at their optimal levels. In market structure  $D$ , where TV channels control advertising prices only, they do not take properly into account that a high advertising volume reduces the consumers' willingness to pay for watching TV. In Section 3 we thus showed that it is optimal (from the industry's point of view) to give the TV channels a positive variable income per viewer ( $f > 0$ ) and thus induce them to carry less advertising. The extent to which there is excessive

advertising is, however, smaller the tougher is the competition between the TV channels. We therefore found that  $\frac{df}{ds} < 0$ , as shown by the downward-sloping curve in the left-hand-side panel of Figure 2.

In market structure  $T$ , where TV channels set end-user prices, competition forces the TV channels to set the end-user prices closer to the (perceived) marginal costs the better substitutes they are. In order to reduce the extent to which competition more or less eliminates profits from the viewer side of the market, the variable access price  $w$  — which is the per unit access price the TV channels pay to the distributor — should therefore be increasing in  $s$ :  $\frac{dw}{ds} > 0$ . This is illustrated by the upward-sloping curve in the left-hand-side panel of Figure 2.



**Figure 2:** *Access prices and joint profits.*

So which market structure performs better if the variable fees are set at their optimal levels? Bargaining between the distributor and the TV channels could make it possible to set  $w$  such that the end-user prices are identical in those two market structures ( $p^T = p^D$ ). However, recall from Section 3.1 that  $p^{opt} < p^D$ . Not surprisingly, it can therefore be shown that  $p^T < p^D$  when  $w$  is optimally chosen.<sup>15</sup> Thereby, excessively high end-user prices are avoided, with the result that  $\Pi^D > \Pi^T$ , no matter how close substitutes the TV channels are.<sup>16</sup> The main reason for this result is that the market structure where each TV channel sets prices in

<sup>15</sup>It is straightforward to show that  $p^T < p^D$  by inserting for  $f^*$  in (8) and for  $w^*$  in (15).

<sup>16</sup>Note that there are no negative vertical externalities with open networks, and that the negative horizontal externalities are partly internalized under efficient bargaining. Under market structure  $D$ , on the other hand, there will always exist negative horizontal as well as vertical externalities.

both markets directly addresses the two-sidedness of the market. The right-hand-side panel of Figure 2 illustrates this by showing total industry profit always being higher in market structure  $T$  than in market structure  $D$ .

Also the consumers would gain from a shift to an open network. This is not surprising, since end-user prices are then set competitively instead of by a price-coordinating distributor. We can state:

**Proposition 3:** *A shift from market structure  $D$  (distributor setting end-user prices) to market structure  $T$  (TV channels setting end user prices) increases both total industry profit and consumer surplus.*

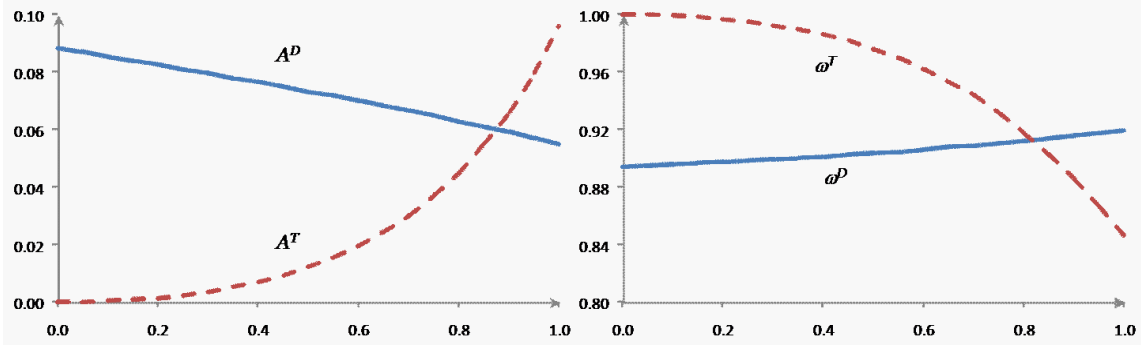
Both consumer surplus and total industry profit are increasing in  $s$  when the distributor sets end-user prices (see Corollary 1), while the opposite is true when the TV channels set end user prices (see Corollary 2). Both the industry and the viewers thus have less to gain from a shift to open access the closer substitutes the TV channels are.

When the distributor sets end-user prices, the TV channels' only choice variable is the advertising price. Stronger competition between the TV channels therefore implies that they must adjust advertising prices so as to reduce advertising levels. Proposition 1 consequently shows that the advertising volume is decreasing in  $s$ . Under market structure  $T$ , on the other hand, the TV channels compete both in end-user prices and advertising prices. Since competition in advertising prices is weaker than competition in end-user prices, Proposition 2 shows that the advertising volume is increasing in  $s$  in this case. Additionally, the generalized price is lower — and thus the number of viewers higher — when end-user prices are set by the TV channels rather than by the distributor. This explains why the advertising volume is higher under market structure  $T$  than under market structure  $D$  if the TV channels' products are sufficiently close substitutes (see the left-hand-side panel of Figure 3).

As a final comparison of the two market structures, the right-hand-side panel of Figure 3 shows the relative importance of viewer payments for the industry,

$$\omega := \frac{pC}{pC + rA}.$$

If the TV channels' products are completely unrelated ( $s = 0$ ), then there will be no advertising in market structure  $T$ : all revenue will be earned from the end-user market. However, the stronger the competition between the channels, the less important consumer payments will be as a source of revenue. It is worth stressing once more, though, that if the variable access price were fixed at zero ( $w = 0$ ), then competition between the TV channels would drive revenue from the consumer side of the market down to zero in the limit as  $s$  approaches 1; the only reason why the industry is able to make the larger part of its revenue directly from the viewers even for high values of  $s$  is that  $w$  has a positive value.



**Figure 3:** Advertising levels and revenue shares.

When the distributor sets end-user prices, we have the opposite picture; the end-user prices are coordinated by the distributor and become increasingly more important as a source of revenue as  $s$  increases, since the TV channels then compete away most of their potential advertising revenues. If the TV channels' products are sufficiently close substitutes, consumer payments will therefore be relatively more important in this market structure than in the market structure where the TV channels set end-user prices.

Summarizing, we have:

**Proposition 4:** *If the TV channels' products are sufficiently differentiated, a shift from market structure  $D$  (distributor setting end-user prices) to market structure  $T$  (TV channels setting end-user prices) reduces the advertising volume and the relative dependence on advertising revenue.*

## 5 Concluding remarks

In this paper we have compared two ways of organizing pricing of TV distribution to end-users. One of our findings is that a market structure where TV channels set end-user prices might be favorable for both the industry and the viewers relative to one in which the distributor sets end-user prices.<sup>17</sup> Leaving the setting of viewer prices to the distributor means that the TV channels' viewer prices are coordinated, but this approach does not solve the problem associated with the coordination of viewer prices and advertising prices. As our analysis shows, the latter coordination is of paramount importance for both the industry and the viewers.

The driving force behind our result is the two-sidedness of the TV industry, which by now has been discussed in a number of theoretical and empirical analyses.<sup>18</sup> As stressed by Rochet and Tirole (2003), efficiency in two-sided markets requires that the firms choose the correct price structures. This cannot be achieved if prices are set by different agents. Due to the externalities that viewers and advertisers exert on each other, there is thus a gain from coordinating the prices that these two customer groups are charged. It should be noted, though, that from the industry's point of view the present market structure has the advantage that it hinders direct price competition between the TV channels in the end-user market. This horizontal coordination problem with an open network can to some extent be resolved by having high unit access prices, which the TV channels will partly pass on to the end-users through higher viewer prices. This is why we arrive at the result that open networks yield the highest joint industry profit even if the consumers perceive the TV channels as close substitutes.

---

<sup>17</sup>It might be argued that it is a violation of competition law to allow the TV channels to determine the viewer prices charged by the distributors; this could be regarded as a retail price maintenance (RPM) system. Many countries have had a restrictive policy towards RPM, but this is gradually changing. For example, RPM is now treated with a rule of reason approach in the US (see Blair, 2008). This suggests that the TV industry might be allowed to use RPM by arguing that this is to the benefit of both the industry and the viewers.

<sup>18</sup>See Gabszewicz, et al. (2004), Anderson and Coate (2005), Kind, et al. (2007, 2009), and Wilbur (2008), as well as the survey by Anderson and Gabszewicz (2006).

However, lack of commitment might make it impossible to set a markup on access prices. If so, it is not possible for the industry to use the per unit access price to influence the end-user and the advertising prices. The per unit access price will then be equal to marginal costs, and there is no scope for even an imperfect horizontal coordination in an open network. In that case the present market structure, where the distributor coordinates end-user prices, leads to higher profits for the industry if the TV channels' products are sufficiently close substitutes.

The industry's mix of revenue raised from the advertising and viewer markets is distinctly different in the two market structures we discuss. This is easily seen if we consider the consequences of TV channels' products becoming closer substitutes. In the present system this would imply that the TV channels compete tougher by having fewer advertising slots. Since the distributor can prevent competition on end-user prices, the result would be that a larger fraction of the revenues would come from the end-user market. In an open network, the opposite is true. Tougher competition leads to lower end-user prices. The industry must then rely more on the revenues from the advertising market.

Our vision of TV distribution in this analysis has been as an intermediary between content consumers on the one side and the two-sided TV industry on the other. An alternative picture has the distribution industry itself as a two-sided market, with consumers gaining from the presence of more content providers in a distributor's portfolio, and content providers gaining from an increase in a distributor's customer base. An example of this latter approach, applied to the internet industry, is the work of Economides and Tåg (2009). They view internet service provision as a two-sided market and find arguments in favour of net neutrality on the internet. Our work can be related to theirs by noting that also on the internet content provision is a two-sided market, with advertisers exerting a negative externality on content consumers, while the consumers exert a positive externality on the advertisers. In this setting our results can be interpreted as arguing against net neutrality, exactly because of these externalities between advertisers and content consumers. By giving up on net neutrality, content providers and internet service providers are better able to internalize these externalities.



## References

- [1] Anderson, S.P. and S. Coate (2005), "Market Provision of Public Goods: The Case of Broadcasting", *Review of Economic Studies* 72, 947-972.
- [2] Anderson, S.P. and J.J. Gabszewicz (2006), "The Media and Advertising: A Tale of Two-Sided Markets", in: *Handbook of the Economics of Art and Culture* (V. Ginsburgh and D. Throsby, eds.), Elsevier, pp. 567-614.
- [3] Armstrong, M. (1999), "Competition in the Pay-TV Market", *Journal of the Japanese and International Economies* 13, 257-280.
- [4] Barros, P. P., H. J. Kind, T. Nilssen and L. Sørsgard (2004), "Media Competition on the Internet", *Topics in Economic Analysis and Policy* 4, article 32.
- [5] Beebe, J. (1977), "Institutional Structure and Program Choice and Television Markets", *Quarterly Journal of Economics* 91, 15-37.
- [6] Bel, G., J. Calzada, and R. Insa (2007), "Access Pricing to a Digital Broadcasting Platform", *Journal of Media Economics* 20, 29-53.
- [7] Blair, R.D. (2008), "The Demise of Dr. Miles: Some Troubling Consequences", *Antitrust Bulletin* 53, 133-151.
- [8] Crawford, G.S., and J. Cullen (2007), "Bundling, Product Choice, and Efficiency: Should Cable Television Networks Be Offered à la Carte?", *Information Economics and Policy* 19, 379-404.
- [9] Crawford, G.S., and A. Yurukoglu (2009), "The Welfare Effects of Bundling in Multi-Channel Television Markets", unpublished manuscript, University of Warwick and New York University.
- [10] Danaher, P. (2002): "Optimal pricing of new subscriptions: Analysis of a marketing experiment", *Marketing Science* 21, 119-138.

- [11] Economides, N. and J. Tåg (2009), "Net Neutrality on the Internet: A Two-Sided Market Analysis", unpublished manuscript, New York University and the Research Institute of Industrial Economics.
- [12] Evans, D.S. (2003a), "The Antitrust Economics of Two-Sided Markets", *Yale Journal on Regulation* 20, 325-381.
- [13] Evans, D.S. (2003b), "Some Empirical Aspects of Multi-Sided Platform Industries", *Review of Network Economics* 2, 191-209.
- [14] Gabszewicz, J. J., D. Laussel, and N. Sonnac (2004), "Programming and advertising competition in the broadcasting industry", *Journal of Economics and Management Strategy* 13, 657-669.
- [15] Hagiu, A. and R.S. Lee (2009), "Exclusivity and Control", *Journal of Economics and Management Strategy*, forthcoming.
- [16] Katz, M.L. (1989), "Vertical Contractual Relations", in *Handbook of Industrial Organization*, Vol. 1 (R. Schmalensee and R. Willig, eds.), Elsevier, pp. 655-721.
- [17] Kind, H.J., T. Nilssen, and L. Sjørgard (2007), "Competition for Viewers and Advertisers in a TV Oligopoly", *Journal of Media Economics* 20, 211-233.
- [18] Kind, H.J., T. Nilssen, and L. Sjørgard (2009), "Business Models for Media Firms: Does Competition Matter for How They Raise Revenue?", *Marketing Science* 28, 1112-1128.
- [19] Moriarty, S. E. and S.-L. Everett (1994): "Commercial breaks: A viewing behaviour study", *Journalism Quarterly* 71, 346-355.
- [20] Motta, M. (2004), *Competition Policy: Theory and Practice*. Cambridge University Press.
- [21] Nilssen, T. and L. Sjørgard (2001), "The TV Market: Advertising and Programming", unpublished manuscript, University of Oslo and Norwegian School of Economics and Business Administration.

- [22] Rey, P. and J. Tirole (2007), "A Primer on Foreclosure", in *Handbook of Industrial Organization*, Vol. 3 (M. Armstrong and R. Porter, eds.), Elsevier, pp. 2145-2220.
- [23] Rey, P. and T. Vergé (2008), "Economics of Vertical Restraints", in: *Handbook of Antitrust Economics* (P. Buccirossi, ed.), MIT Press, pp. 353-390.
- [24] Rochet, J.-C. and J. Tirole (2003), "Platform Competition in Two-Sided Markets", *Journal of the European Economic Association* 1, 990-1029.
- [25] Shubik, M. and R. Levitan (1980), *Market Structure and Behavior*. Harvard University Press.
- [26] Spence, M. and B. Owen (1977), "Television Programming, Monopolistic Competition and Welfare", *Quarterly Journal of Economics* 91, 103-126.
- [27] Steiner, P. (1952), "Program Pattern and Preferences, and the Workability of Competition in Radio Broadcasting", *Quarterly Journal of Economics* 66, 194-223.
- [28] Stennek, J. (2007), "Exclusive Quality: Why Exclusive Distribution May Benefit the TV Viewers", Discussion Paper 6072, Centre for Economic Policy Research.
- [29] Weeds, H. (2009), "TV Wars: Exclusive Content and Platform Competition in Pay TV", unpublished manuscript, University of Essex.
- [30] Wilbur, K.C. (2008), "A Two-Sided, Empirical Model of Television Advertising and Viewing Markets", *Marketing Science* 27, 356-378.

# CESifo Working Paper Series

for full list see [www.cesifo-group.org/wp](http://www.cesifo-group.org/wp)

(address: Poschingerstr. 5, 81679 Munich, Germany, [office@cesifo.de](mailto:office@cesifo.de))

---

- 2941 Peter Debaere, Holger Görg and Horst Raff, Greasing the Wheels of International Commerce: How Services Facilitate Firms' International Sourcing, February 2010
- 2942 Emanuele Forlani, Competition in the Service Sector and the Performances of Manufacturing Firms: Does Liberalization Matter?, February 2010
- 2943 James M. Malcomson, Do Managers with Limited Liability Take More Risky Decisions? An Information Acquisition Model, February 2010
- 2944 Florian Englmaier and Steve Leider, Gift Exchange in the Lab – It is not (only) how much you give ..., February 2010
- 2945 Andrea Bassanini and Giorgio Brunello, Barriers to Entry, Deregulation and Workplace Training: A Theoretical Model with Evidence from Europe, February 2010
- 2946 Jan-Emmanuel De Neve, James H. Fowler and Bruno S. Frey, Genes, Economics, and Happiness, February 2010
- 2947 Camille Cornand and Frank Heinemann, Measuring Agents' Reaction to Private and Public Information in Games with Strategic Complementarities, February 2010
- 2948 Roel Beetsma and Massimo Giuliadori, Discretionary Fiscal Policy: Review and Estimates for the EU, February 2010
- 2949 Agnieszka Markiewicz, Monetary Policy, Model Uncertainty and Exchange Rate Volatility, February 2010
- 2950 Hans Dewachter and Leonardo Iania, An Extended Macro-Finance Model with Financial Factors, February 2010
- 2951 Helmuth Cremer, Philippe De Donder and Pierre Pestieau, Education and Social Mobility, February 2010
- 2952 Zuzana Brixiová and Balázs Égert, Modeling Institutions, Start-Ups and Productivity during Transition, February 2010
- 2953 Roland Strausz, The Political Economy of Regulatory Risk, February 2010
- 2954 Sanjay Jain, Sumon Majumdar and Sharun W. Mukand, Workers without Borders? Culture, Migration and the Political Limits to Globalization, February 2010
- 2955 Andreas Irmen, Steady-State Growth and the Elasticity of Substitution, February 2010
- 2956 Bengt-Arne Wickström, The Optimal Babel – An Economic Framework for the Analysis of Dynamic Language Rights, February 2010

- 2957 Stefan Bauernschuster and Helmut Rainer, From Politics to the Family: How Sex-Role Attitudes Keep on Diverging in Reunified Germany, February 2010
- 2958 Patricia Funk and Christina Gathmann, How do Electoral Systems Affect Fiscal Policy? Evidence from State and Local Governments, 1890 to 2005, February 2010
- 2959 Betsey Stevenson, Beyond the Classroom: Using Title IX to Measure the Return to High School Sports, February 2010
- 2960 R. Quentin Grafton, Tom Kompas and Ngo Van Long, Biofuels Subsidies and the Green Paradox, February 2010
- 2961 Oliver Falck, Stephan Heblich, Alfred Lameli and Jens Suedekum, Dialects, Cultural Identity, and Economic Exchange, February 2010
- 2962 Bård Harstad, The Dynamics of Climate Agreements, February 2010
- 2963 Frederick van der Ploeg and Cees Withagen, Is There Really a Green Paradox?, February 2010
- 2964 Ingo Vogelsang, Incentive Regulation, Investments and Technological Change, February 2010
- 2965 Jan C. van Ours and Lenny Stoeldraijer, Age, Wage and Productivity, February 2010
- 2966 Michael Hoel, Climate Change and Carbon Tax Expectations, February 2010
- 2967 Tommaso Nannicini and Roberto Ricciuti, Autocratic Transitions and Growth, February 2010
- 2968 Sebastian Brauer and Frank Westermann, A Note on the Time Series Measure of Conservatism, February 2010
- 2969 Wolfram F. Richter, Efficient Education Policy – A Second-Order Elasticity Rule, February 2010
- 2970 Tomer Blumkin, Yoram Margalioth and Efraim Sadka, Taxing Children: The Redistributive Role of Child Benefits – Revisited, February 2010
- 2971 Chang Woon Nam and Georg Wamser, Application of Regionally Varying Additionality Degrees in the Practice of EU Cohesion Policy, February 2010
- 2972 Ali Bayar, Frédéric Dramais, Cristina Mohora, Masudi Opese and Bram Smeets, Modeling Russia for Climate Change Issues, February 2010
- 2973 Magnus Söderberg, Informal Benchmarks as a Source of Regulatory Threat in Unregulated Utility Sectors, March 2010
- 2974 Piotr Wdowiński and Marta Malecka, Asymmetry in Volatility: A Comparison of Developed and Transition Stock Markets, March 2010

- 2975 Frans van Winden, Michal Krawczyk and Astrid Hopfensitz, Investment, Resolution of Risk, and the Role of Affect, March 2010
- 2976 Hyun-Ju Koh and Nadine Riedel, Do Governments Tax Agglomeration Rents?, March 2010
- 2977 Johann K. Brunner and Susanne Pech, Optimum Taxation of Bequests in a Model with Initial Wealth, March 2010
- 2978 Guglielmo Maria Caporale and Nicola Spagnolo, Stock Market Integration between three CEECs, Russia and the UK, March 2010
- 2979 Florian Englmaier, Ales Filipi and Ravi Singh, Incentives, Reputation and the Allocation of Authority, March 2010
- 2980 Konstantinos Angelopoulos, George Economides and Apostolis Philippopoulos, What is the Best Environmental Policy? Taxes, Permits and Rules under Economic and Environmental Uncertainty, March 2010
- 2981 Frederick van der Ploeg, Rapacious Resource Depletion, Excessive Investment and Insecure Property Rights, March 2010
- 2982 Wolfram F. Richter and Christoph Braun, Efficient Subsidization of Human Capital Accumulation with Overlapping Generations and Endogenous Growth, March 2010
- 2983 Francesco Cinnirella, Marc Piopiunik and Joachim Winter, Why Does Height Matter for Educational Attainment? Evidence from German Pre-Teen Children, March 2010
- 2984 Bernard Van Praag, Well-being Inequality and Reference Groups – An Agenda for New Research, March 2010
- 2985 Francesca Barion, Raffaele Miniaci, Paolo M. Panteghini and Maria Laura Parisi, Profit Shifting by Debt Financing in Europe, March 2010
- 2986 Alexander Haupt and Magdalena Stadejek, The Choice of Environmental Policy Instruments: Energy Efficiency and Redistribution, March 2010
- 2987 John Komlos and Marek Brabec, The Trend of BMI Values among US Adults, March 2010
- 2988 Emanuele Massetti and Lea Nicita, The Optimal Climate Policy Portfolio when Knowledge Spills across Sectors, March 2010
- 2989 Helmut Rainer and Thomas Siedler, Family Location and Caregiving Patterns from an International Perspective, March 2010
- 2990 Toru Kikuchi and Ngo Van Long, A Simple Model of Service Offshoring with Time Zone Differences, March 2010

- 2991 Assaf Razin, Efraim Sadka and Benjarong Suwankiri, Migration and the Welfare State: Dynamic Political-Economy Theory, March 2010
- 2992 Bård Harstad, Buy Coal! Deposit Markets Prevent Carbon Leakage, March 2010
- 2993 Axel Dreher, Stephan Klasen, James Raymond Vreeland and Eric Werker, The Costs of Favoritism: Is Politically-driven Aid less Effective?, March 2010
- 2994 Sven Neelsen and Thomas Stratmann, Effects of Prenatal and Early Life Malnutrition: Evidence from the Greek Famine, March 2010
- 2995 Claude Hillinger and Bernd Süßmuth, The Quantity Theory of Money: An Assessment of its Real Linchpin Prediction, March 2010
- 2996 Matthew M. Chingos and Martin R. West, Do More Effective Teachers Earn More Outside of the Classroom?, March 2010
- 2997 Laurence Jacquet and Dirk Van de gaer, A Comparison of Optimal Tax Policies when Compensation or Responsibility Matter, March 2010
- 2998 Valentina Bosetti, Carlo Carraro, Romain Duval and Massimo Tavoni, What Should we Expect from Innovation? A Model-Based Assessment of the Environmental and Mitigation Cost Implications of Climate-Related R&D, March 2010
- 2999 Scott Alan Carson, Nineteenth Century Stature and Family Size: Binding Constraint or Productive Labor Force?, March 2010
- 3000 Jukka Pirttilä and Ilpo Suoniemi, Public Provision, Commodity Demand and Hours of Work: An Empirical Analysis, March 2010
- 3001 Bertrand Candelon and Franz C. Palm, Banking and Debt Crises in Europe: The Dangerous Liaisons?, March 2010
- 3002 Joan Costa-i-Font and Marin Gemmill-Toyama, Does Cost Sharing really Reduce Inappropriate Prescriptions?, March 2010
- 3003 Scott Barrett, Climate Treaties and Backstop Technologies, March 2010
- 3004 Hans Jarle Kind, Tore Nilssen and Lars Sørgard, Price Coordination in Two-Sided Markets: Competition in the TV Industry, March 2010