

Bernhard, Sarah; Gartner, Hermann; Stephan, Gesine

Working Paper

Wage subsidies for needy job-seekers and their effect on individual labour market outcomes after the German reforms

IZA Discussion Papers, No. 3772

Provided in Cooperation with:

IZA – Institute of Labor Economics

Suggested Citation: Bernhard, Sarah; Gartner, Hermann; Stephan, Gesine (2008) : Wage subsidies for needy job-seekers and their effect on individual labour market outcomes after the German reforms, IZA Discussion Papers, No. 3772, Institute for the Study of Labor (IZA), Bonn, <https://nbn-resolving.de/urn:nbn:de:101:1-20081126271>

This Version is available at:

<https://hdl.handle.net/10419/35327>

Standard-Nutzungsbedingungen:

Die Dokumente auf EconStor dürfen zu eigenen wissenschaftlichen Zwecken und zum Privatgebrauch gespeichert und kopiert werden.

Sie dürfen die Dokumente nicht für öffentliche oder kommerzielle Zwecke vervielfältigen, öffentlich ausstellen, öffentlich zugänglich machen, vertreiben oder anderweitig nutzen.

Sofern die Verfasser die Dokumente unter Open-Content-Lizenzen (insbesondere CC-Lizenzen) zur Verfügung gestellt haben sollten, gelten abweichend von diesen Nutzungsbedingungen die in der dort genannten Lizenz gewährten Nutzungsrechte.

Terms of use:

Documents in EconStor may be saved and copied for your personal and scholarly purposes.

You are not to copy documents for public or commercial purposes, to exhibit the documents publicly, to make them publicly available on the internet, or to distribute or otherwise use the documents in public.

If the documents have been made available under an Open Content Licence (especially Creative Commons Licences), you may exercise further usage rights as specified in the indicated licence.

IZA DP No. 3772

Wage Subsidies for Needy Job-Seekers and Their Effect on Individual Labour Market Outcomes after the German Reforms

Sarah Bernhard
Hermann Gartner
Gesine Stephan

October 2008

Wage Subsidies for Needy Job-Seekers and Their Effect on Individual Labour Market Outcomes after the German Reforms

Sarah Bernhard

IAB

Hermann Gartner

IAB

Gesine Stephan

IAB and IZA

Discussion Paper No. 3772

October 2008

IZA

P.O. Box 7240
53072 Bonn
Germany

Phone: +49-228-3894-0

Fax: +49-228-3894-180

E-mail: iza@iza.org

Any opinions expressed here are those of the author(s) and not those of IZA. Research published in this series may include views on policy, but the institute itself takes no institutional policy positions.

The Institute for the Study of Labor (IZA) in Bonn is a local and virtual international research center and a place of communication between science, politics and business. IZA is an independent nonprofit organization supported by Deutsche Post World Net. The center is associated with the University of Bonn and offers a stimulating research environment through its international network, workshops and conferences, data service, project support, research visits and doctoral program. IZA engages in (i) original and internationally competitive research in all fields of labor economics, (ii) development of policy concepts, and (iii) dissemination of research results and concepts to the interested public.

IZA Discussion Papers often represent preliminary work and are circulated to encourage discussion. Citation of such a paper should account for its provisional character. A revised version may be available directly from the author.

ABSTRACT

Wage Subsidies for Needy Job-Seekers and Their Effect on Individual Labour Market Outcomes after the German Reforms^{*}

Our paper estimates the average effect of wage subsidies – paid to employers for a limited period of time – on the labour market prospects of needy job-seekers without access to insurance-paid ‘unemployment benefit I’. The results show that wage subsidies had large and significant favourable effects: 20 months after taking up a subsidised job, the share of persons in regular employment is nearly 40 percentage points higher across participants. On the whole, groups with particular placement difficulties benefit comparatively more from subsidisation.

JEL Classification: J68, J64, J65

Keywords: wage subsidies, unemployment benefits II for needy job-seekers, evaluation of active labour market programmes, propensity score matching

Corresponding author:

Hermann Gartner
Institute for Employment Research (IAB)
Regensburger Strasse 104
90478 Nuremberg
Germany
E-mail: hermann.gartner@iab.de

^{*} We are grateful to Thomas Kruppe, Anton Nivorozhkin and Kathi Zickert for helpful suggestions.

I. INTRODUCTION

At the beginning of 2005, the German system of unemployment compensation was fundamentally reformed. Since then, employable needy job-seekers may receive a new means-tested and tax-financed basic income support, called ‘unemployment benefit II’, while several active labour market programmes support their integration into the labour market. Targeted wage subsidies, paid to employers for a limited period of time, are one of the programmes that have been established already before the recent reform. First, they reduce labour costs and can compensate the firm for a temporary gap between a worker’s wage and his or her productivity. Second, a period of subsidisation might help previous unemployed persons to disclose their productivity to an employer. Neumark (2008) concludes that wage subsidies might be a policy worth considering, if one strives to improve economic self-sufficiency via increasing earnings.

We estimate the effect of targeted wage subsidies on the subsequent labour market prospects of participating needy job-seekers who received unemployment benefits II. In particular, we ask whether taking up a subsidised job between February and April 2005 had an impact on the percentage of participants who were a) in unsubsidised employment, b) not unemployed and c) not receiving unemployment benefits II during the subsequent months. We apply statistical matching techniques and estimate programme effects by comparing participants with a group of similar needy job-seekers, who did not enter a subsidised job between February and April 2005.

Our paper complements the recent literature mainly by four aspects: First, it is questionable whether previous results on the effectiveness of wage subsidies will be valid for the new group of unemployment benefit II recipients. This group is very heterogeneous (Koch and Walwei, 2008) and has a comparatively low exit rate into regular work (Bach et al., 2008). The new legal framework emphasises the activation of unemployment benefit II recipients. Therefore, it is a highly relevant policy question, whether wage subsidies contribute to their integration into the labour market. Second, our paper identifies heterogeneous effects for subgroups with different placement difficulties, taking up a subsidised job. Third, a further new feature of our analysis is that our data enable us to take into account also information on households and partners of unemployed persons, when estimating assignment probabilities. Fourth, we test the sensitivity of our estimates regarding unobserved heterogeneity by conducting a Rosenbaum-bounds analysis.

In Section II we will sketch the institutional background and characterise the analysed programme. Furthermore, we will briefly describe international evidence on the effec-

tiveness of wage subsidy programmes. Section III discusses the evaluation strategy, while Section IV introduces data and variables as well as the applied method. The empirical results are depicted in Section V. We draw some conclusions in Section VI.

II. INSTITUTIONAL BACKGROUND AND LITERATURE REVIEW

II.1. Institutional Background and Programme Features

A major part of the social reforms initiated in Germany during the years 2002 and 2003 involved the system of unemployment compensation. Unemployed persons who had contributed to the German unemployment insurance system are eligible for unemployment benefits I (*Arbeitslosengeld I*), which amounts to as much as 67 percent of the latest net income and is paid for a limited period of time. The legal basis for the unemployment insurance system is the Social Code III (*Sozialgesetzbuch III*). Traditionally, the German Public Employment Service has been responsible for the administration of the unemployment insurance as well as for the job placement and programme assignment of registered unemployed persons.

When unemployment benefits were exhausted, former unemployment benefit recipients were supported prior to 2005 by means-tested and tax-financed unemployment assistance (*Arbeitslosenhilfe*), where the amount was also conditional on former income. Needy persons without claims for unemployment insurance or unemployment assistance could apply for means-tested social assistance (*Sozialhilfe*), which was administered by municipalities. Even if capable of work, many of these needy persons were not registered as unemployed at the Public Employment Service.

With the beginning of 2005 the Social Code II (*Sozialgesetzbuch II*) came into force: Former unemployment assistance was abolished. Now needy unemployed job-seekers and their household members are entitled to means-tested and tax-financed unemployment benefit II (*Arbeitslosengeld II*). Its amount does not depend on former income. Note that needy job-seekers and their household members are predominately registered as unemployed and may receive employment services.

Since 2005, the administration of the new services for needy job-seekers is mostly conducted jointly by the Public Employment Service and by municipalities. An exception was made for 69 municipalities who opted out of this cooperation and provide all services for needy job-seekers on their own (*Optierende Kommunen*). Public Employment Services are now organised in two branches: (1) a tax-funded branch - based on the Social Code II - for needy employable job-seekers and their households and (2) an insur-

ance-funded branch - based on the Social Code III - for job-seekers who receive unemployment benefits I or have not yet qualified for unemployment benefits I. Konle-Seidl (2008) and Stephan and Zickert (2008) discuss aspects of the new governance of employment services.

Table 1
Entries and average numbers in selected labour market programmes
during 2000-2006 (in 1000)

	2000	2001	2002	2003	2004	2005*		2006*	
						II/III	II	II/III	II
Entries into programme									
Wage subsidy (<i>Eingliederungszuschüsse</i>)	152	127	188	183	157	134	51	217	97
Further vocational training (<i>Förderung berufl. Weiterbildung</i>)	523	442	455	255	185	132	66	247	103
Public job creation I (<i>Arbeitsbeschaffungsmaßnahmen, SAM</i>)	318	246	215	179	161	80	62	80	62
Public job creation II (<i>Arbeitsgelegenheiten</i>)	-	-	-	-	-	630	630	742	742
Short-term training (<i>Trainingsmaßnahmen</i>)	485	551	865	1064	1188	894	410	978	444
Contracting-out placement services (<i>Beauftragung Dritter</i>)**	-	-	-	-	635	426	273	301	148
Average number in programme									
Wage subsidy (<i>Eingliederungszuschüsse</i>)	105	118	136	153	110	60	21	82	68
Further vocational training (<i>Förderung berufl. Weiterbildung</i>)	343	352	340	260	184	114	18	119	47
Public job creation I (<i>Arbeitsbeschaffungsmaßnahmen, SAM</i>)	266	237	193	144	117	61	12	50	7
Public job creation II (<i>Arbeitsgelegenheiten</i>)	-	-	-	-	-	201	201	293	293
Short-term training (<i>Trainingsmaßnahmen</i>)	52	60	74	93	95	69	34	70	35
Contracting-out placement services (<i>Beauftragung Dritter</i>)**	-	-	-	-	95	103	75	100	76

Source: Statistics Department of the German Public Employment Service (Data-Warehouse).
 *) II/III = Programmes covered by Social Code II (without municipalities opting out of the co-operation with the Public Employment Service) and Social Code III; II = Programmes covered by Social Code II.
 **) Figures are available since 2004, while different variants started already in 1998 (contracting-out subtasks of placement) respectively 2002 (contracting-out all placement services).

In Germany, several active labour market programmes support the integration of unemployed persons into the labour market. A comprehensive overview on these programmes and recent evaluation results can be found in Bernhard et al. (2008). For the period 2000 to 2006, Table 1 shows entries and average numbers of participants in the most important programmes, which were in 2005 extended to recipients of unemployment benefit II respectively introduced in particular for this group. The most important programmes covered by Social Code II since 2005 are certainly public job creation schemes (Hohmeyer and Wolff 2007) and short-term training (Wolff and Jozwiak 2007). Contracting-out placement services to private providers (Bernhard and Wolff 2008), further vocational training and targeted wage subsidies are less often used, but are still important instruments. During the first half of 2005, nearly one percent of the average number of needy job-seekers took up a subsidised job (Heinemann et al. 2006). Start-up subsidies are granted to unemployment benefit II recipients only through a newly installed small-scale programme (Wolff and Nivorozhkin 2008).

The decision to support an unemployed person with a targeted wage subsidy (*Eingliederungszuschuss*) lays in the discretion of the caseworker, who has – within the legal framework and guidelines of the local Employment Agency – also latitude in determining the amount and duration of the subsidy. The wage subsidy could at the most account for as much as 50 percent of the monthly wage or salary and continue for at most 12 months. Extensions might be granted for handicapped or older workers.

The employer is obliged to employ subsidised persons who are younger than 50 years for a follow-up period of further employment after the expiration of the subsidy (this period is usually as long as the period of subsidisation itself). If he dismisses the worker within this period for reasons not attributable to the worker, the employer may be asked to reimburse a part of the subsidy.

Since the German labour market reforms, targeted wage subsidies has been granted for unemployment benefit I recipients covered by Social Code III as well as for needy job-seekers – receiving unemployment benefits II – covered by Social Code II. Thus, it has been suspected that currently caseworkers for different groups of unemployed persons may find themselves in ‘subsidisation competition’ to secure jobs for their clients. This is a problem inherent in the current organisation of active labour market policies in Germany. A more integrated approach in supporting unemployed persons across the ‘legal boundaries’ of the Social Code II and III would surely help to avoid this competition.

II.2. Brief Literature Review

For Germany, wage subsidies have been analysed comprehensively as part of the so called ‘Hartz-evaluation’ of active labour market programmes (ZEW et al. 2005, 2006). As part of these studies, Bernhard et al. (2006) and Jaenichen and Stephan (2007) estimated average treatment effects of a subsidy on previously unemployed individuals, using statistical matching techniques. They showed that taking up a subsidised job during the second quarter of 2002 had significant and favourable effects on subsequent employment prospects of participants, compared to no or a later participation. Jaenichen (2002, 2005) found similar positive results for subsidised unemployed persons in 1999. While the comparison group in the cited studies were unsubsidised unemployed persons, Jaenichen and Stephan (2007) conduct also a comparison with individuals moving directly out of unemployment into unsubsidised employment. The results indicate that differences in the employment prospects between persons taking-up subsidised and unsubsidised jobs were rather small after three years.

The positive results are in line with the international literature on wage subsidies. For Sweden, Sianesi (2008), Carling and Richardson (2004), Fredriksson and Johansson (2004) and Forslund et al. (2004) investigated the effects of wage subsidies on the labour market prospects of previous unemployed participants. Regardless of the method used (statistical matching, event history analysis, instrumental variable difference-in-difference techniques) the results suggested positive effects of the programmes. Dorsett (2006) evaluated the British 'New Deal' reform for young workers and showed that in the longer run the option to claim a wage subsidy dominated all other options in preventing unemployment.

For Belgium, Göbel (2007) applied a multivariate duration model with unobserved heterogeneity. He finds that participation in subsidised employment significantly shortens the duration until entry into unsubsidised employment. Furthermore, it significantly increases the duration of the first employment spell, but has no significant effects on the duration of later unemployment periods. Also for Belgium, Cockx et al. (1998) estimated duration models to analyse the effect of temporary wage subsidies on job tenure; they found positive, but insignificant effects. Similarly, Hamersma (2005) obtained insignificant effects of a subsidy on job tenure for the State of Wisconsin, using statistical matching techniques.

Summing up, most studies find that taking up a subsidised job has positive effects on subsequent employment prospects of previous unemployed participants. However, some effects cannot be identified by the research designs underlying the studies mentioned above (Calmfors 1994). First, a deadweight loss occurs, if several of those subsidised would have been recruited also without help of a subsidy. The underlying reason might be imperfect information on the side of the caseworker as well as collusion between the public employment office and the employer. Studies relying on a statistical matching approach might interpret the share of comparison group members that found a job without the help of a subsidy as an indicator for the size of deadweight losses. Second, substitution effects prevail, if some of those taking up a subsidised job will merely replace other workers. Third, displacement effects may arise if employment in some firms increases as a consequence of subsidisation, but at the expense of jobs in other firms, such that the only effect is displacement.

Also as part of the German 'Hartz-evaluation' Boockmann et al. (2007) analysed the effect of changes in the legislation on wage subsidies for elder workers on the employment prospects of this group, thus taking advantage of a 'natural experiment'. They used a difference-in-differences estimator to compare changes in transition probabilities be-

tween the affected group and a comparison group comprised of slightly younger workers. The authors found nearly no significant effects and concluded that deadweight effects – those subsidised would have been hired anyway – are a major problem of wage subsidies. However, only a comparatively small percentage of individuals in the analysed age groups actually received the subsidy. Moreover, underlying changes in legislation affected the maximum duration of the subsidy, whereas the actual mean duration of the subsidy decreased over time (Bernhard et al. 2007).

III. EVALUATION APPROACH

We are interested in the mean effect of taking up subsidised employment between February and April 2005 on the labour market outcomes of participants. To determine this effect we have to estimate the counterfactual outcomes of participants in the absence of a subsidy. Any attempt to estimate these counterfactuals has, however, to take into account that subsidised workers are not selected randomly from the group of unemployed persons. In the absence of an experimental design one usually strives to find a very similar group of non-participating individuals, whose outcomes can be interpreted as counterfactual outcomes of the group of participants (Rubin 1974, Heckman et al. 1999).

We will sketch the underlying idea briefly: In month $t+h$ after programme entry in t every person is assumed to have two potential labour market outcomes: Y_1^{t+h} is the potential outcome if a person has taken up a subsidised job during February to April 2005, while Y_0^{t+h} is the potential outcome in the case of non-participation. Participation in the programme is indicated by $D^t = 1$, non-participation by $D^t = 0$. To estimate the mean effect of taking up subsidised employment on the labour market prospects of participants, we assume that the participation of a person in the programme does not affect the potential outcomes of any other person (Stable Unit Treatment Value Assumption). The so called average treatment effect on the treated (*ATT*) is given by the expected difference in an individual's two potential outcomes in $t+h$:

$$\begin{aligned} ATT^{t+h} &= E[Y_1^{t+h} - Y_0^{t+h} \mid D^t = 1] \\ &= E[Y_1^{t+h} \mid D^t = 1] - E[Y_0^{t+h} \mid D^t = 1]. \end{aligned} \tag{1}$$

The first term on the right-hand side $E[Y_1^{t+h} \mid D^t = 1]$ is just the mean of the observed outcomes of participants. However, to estimate potential outcomes of participants in the case of non-participation $E[Y_0^{t+h} \mid D^t = 0]$ we have to take into account that participants have at least managed to get a subsidised job, which implies that they have probably better labour market prospects than the average unemployed person.

Statistical matching techniques provide a solution for this problem that relies on the Conditional Independence Assumption (Rosenbaum and Rubin 1983). We assume that the outcome in the case of non-participation does not differ between participants and non-participants, when both groups are identical in regard of a number of observable characteristics, summarised in the vector X . This is formally expressed as $Y_0^{t+h} \perp D^t \mid X$, where \perp denotes statistical independence. The assumption is satisfied if X contains all variables that jointly influence selection into the programme as well as post-programme outcomes. An estimator for (1) is then given by

$$ATT^{t+h} = E_X\{E[Y_1^{t+h} \mid X, D^t = 1] - E[Y_0^{t+h} \mid X, D^t = 0] \mid D^t = 1\}. \quad (2)$$

We are thus basing the choice of our comparison group on a comprehensive number of variables, which will be described in detail in Section 4. The estimate is valid, however, only if there are in fact non-participants with characteristics similar to those of participants; the treated have to be within ‘Common Support’ of the comparison group (Heckman et al. 1999).

An important topic is the choice of the classification window in time, which defines which unemployed persons are classified as non-participating in a labour market programme. Sianesi (2004) and Fredriksson and Johansson (2004) have pointed out that labour market programmes in Europe are ongoing and any unemployed is a potential participant at any point of time. Individuals may take up a subsidised job sooner or later provided they are still eligible. But the unemployed themselves or the caseworker may decide against taking part in the wage subsidy programme, because they expect or are expected to find an unsubsidised job soon. Thus selecting a comparison group of individuals who never participated in any programme would base selection on expected (successful) future outcomes, and matching conditional on observable individual characteristics might not suffice to remove selectivity. Steiger (2004) and Stephan (2008) show empirically that evaluation results vary with the choice of the classification window. Following the majority of the European literature, we do not put any restrictions on the future of persons and define non-participation as not taking up subsidised employment between February and April 2005, but eventually at a later date.

For the programme investigated, a argument against the matching approach may be that we observe not solely labour market outcomes after receiving a subsidy, but rather labour market outcomes of a subsidy in combination with a job offer (Jaenichen and Stephan 2007): First, the fact that someone has been able to find at least a subsidised job, implies that – even conditioning on X – there might be still unobserved individual

heterogeneity between participating persons and non-participating comparison persons. This might capture, for instance, the motivation of unemployed individuals and the assessment of their skills by caseworkers and firms. However, unobserved heterogeneity will be strongly correlated with observed explaining variables, in particular an individual's labour market history (Heckman et al. 1999). Since we have comprehensive information on previous employment histories of unemployed persons as well as of their partners this should at least strongly alleviate the problem at hand. Furthermore, we conduct a Rosenbaum bounds analysis (Rosenbaum 2002) to estimate how strongly an unobserved variable would have to influence the assignment process to undermine the results of the matching analysis. Second, subsidised and unsubsidised jobs might be concentrated in different employer segments of the labour market. Since our data do not contain information on employer characteristics, the matching of workers to heterogeneous firms may involve a selection bias (of unknown direction) regarding job quality.

IV. DATA AND APPLIED METHOD

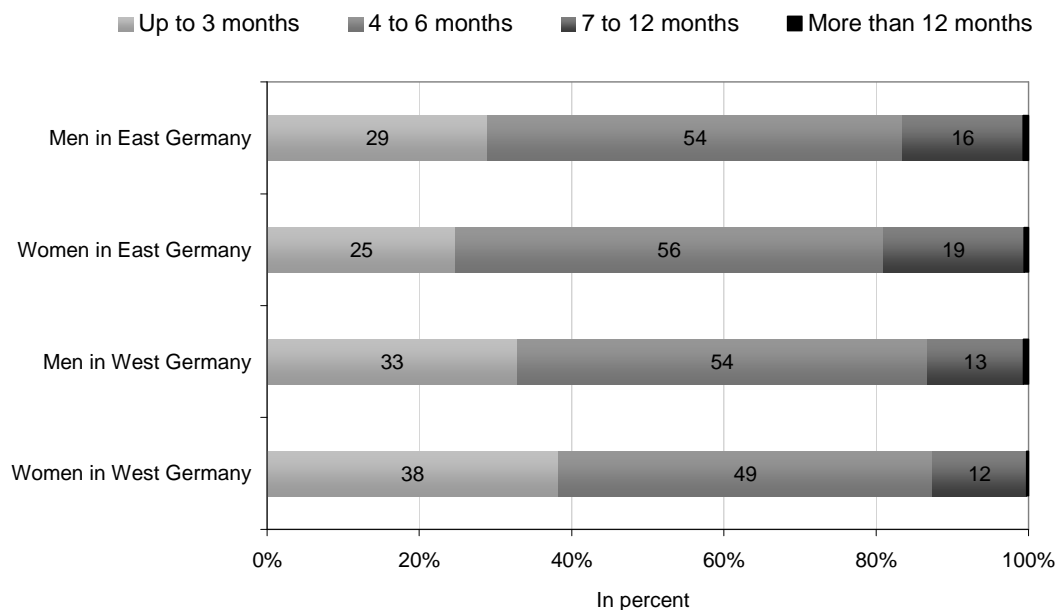
IV.1. Data and Variables

Our empirical analysis uses rich administrative data of the German Public Employment Service. The Integrated Employment Biographies (*Integrierte Erwerbsbiographien*, IEB, versions 5.1/6.0) contain socio-demographic characteristics and individual daily information about employment history, receipt of benefits, job search history and participation on several programmes of active labour market policy. Hummel et al. (2005) and Jacobebbinghaus and Seth (2007) describe a sample of the database that is open for public use through the Research Data Centre of the Public Employment Service. Additional information about unemployment benefit II receipt and household structure are drawn from a history-file on means-tested benefit receipt (*Leistungshistorik Grundsi-cherung*, LHG, versions 2.0/3.0). Since the latter dataset provides household information, we were able to merge partner information to the individual employment biographies. We thus account not only for the individual employment history, but for the partner's employment history, when modelling selection into subsidised employment. Furthermore, we merge the latest information on the employment status from data marts of the Statistics Department of the Federal Employment Service to compute our outcome variables, which are explained in more detail below.

The potential treatment group consists of all persons who have been registered as unemployed covered by Social Code II on January 31, 2005, and whose subsidised employment started between February and April 2005. The potential comparison group mem-

bers consist of a 19 percent sample of all unemployed persons covered by Social Code II on 31 January, 2005. Both, treatment and comparison group are restricted to unemployed persons who receive unemployment benefit II, were not older than 57 years, did not participate in any active labour market programme on January 31 2005, and did not have missing data in basic socio-demographic characteristics like age, sex, occupational qualification and migration background. As has already been mentioned, potential comparison group members may not take-up subsidised employment between February and April 2005, but eventually at a later date. Furthermore, from 2005 onwards, data sets from those 69 municipalities opting out of co-operation with the Public Employment Service (*optierende Kommunen*) have not been integrated in our databases yet. Thus we exclude districts, where only municipalities administer unemployment benefit II receipt from further analysis.

Figure 1
 Entries into subsidisation covered by Social Code II
 between February and April 2005 by duration of the subsidy (in percent)



Source: Own calculations, based on IEB V5.01 and V6.01, LHG V2.0 and V3.0, data marts of the Statistics Department of the Federal Employment Agency, without municipalities opting out of co-operation with the Public Employment Service.

We are convinced that a programme is not only characterised by its type, but also by its length. Figure 1 shows that around fifty percent of the subsidies in our sample are granted for four to six months and around thirty percent for up to three months. The share of long-term subsidies is somewhat higher in East Germany than in West Ger-

many, probably because of weak labour market conditions in East Germany. Since our observation period is restricted to 20 months after programme entry, we restrict our analysis on wage subsidies of short-term duration (up to three month) and of medium-term duration (four to six months).

Furthermore, separate analyses are conducted for four main groups, conducted of women and men in East Germany or West Germany. For our largest treatment group, men in West Germany, we present results also by age, occupational qualification, migration background and (for those older than 30) time since the end of the last regular job. We use the variables depicted in Table 2 to model selection into the programme as well as post-programme outcomes.

Table 2
Explaining variables

	Variables
Socio-demographic individual characteristics	Age, migration background, health restrictions, qualification.
Individual labour market history during the last five years	Duration of employment/unemployment/not observable states like out of labour force, participation in active labour market programmes, receipt of unemployment assistance during December 2004, characteristics on the last job (earnings, full/part time, job duration).
Household characteristics	Single/partner, children, partner's qualification.
Partner's labour market history during the last five years	Duration of employment/unemployment/not observable states like out of labour force, participation in active labour market programmes.
Local labour market characteristics	Unemployment rate in 1/2005 and its percentage change during the preceding year, share of long-term unemployed in 1/2005 and its percentage change during the preceding year, vacancy-unemployment ratio in 1/2005 and its percentage change during the preceding year, type of district (classification by Rüb and Werner 2007).
Interaction effects	Individual labour market history by age, partner's labour market history by age.

Our outcome variables are measured at the beginning of each month, up to the 20th month after (hypothetical) programme entry. To compute outcome variables for comparison group members, it is necessary to assign them potential programme start dates; we compute these as a random draw from the observed distribution of programme start months of the treatment group. All outcomes are defined as successful events, thus positive average treatment effects will indicate a positive impact of the wage subsidy. In particular, our outcome variables are:

- a) Unsubsidised regular employment that is subject to social insurance contributions,
- b) Not registered as unemployed and not participating in an active labour market programme,
- c) Not receiving unemployment benefits II.

Note that our evaluation approach implies that participants are sampled conditional on their unemployment exit, while the non-participants, by definition, are unemployed at the beginning of the evaluation period (Jaenichen 2002). Therefore, when computing our outcome-variables a) and b), we do not interpret times of subsidised employment and the obligatory follow-up period of further employment already as a labour market success. Regarding outcome variable c), times of subsidised employment are subject to the usual social security contributions. Thus, subsidised employment will contribute to meet eligibility criteria for unemployment benefit I receipt. If a previously subsidised worker becomes unemployed and fulfils these criteria, he might avoid further unemployment benefits II receipt. Unlike outcome variable a) and b), which refer only to the individual level outcome, variable c) refers to the household level. Note that persons might even work in a subsidised job and receive unemployment benefit II at the same time, if earnings are not sufficiently high to support a large family.

Table A.1 in the Appendix shows variable means of selected explanatory variables for subsidised workers as well as for our samples of potential comparison persons. Subsidised persons might be regarded to be a positive selection compared to all unemployed. In particular, younger unemployed persons, highly skilled unemployed, individuals without migration background and needy job-seekers who were employed last during 2004 are overrepresented among the participants. Thus there seems to be some cream skimming in the assignment of wage subsidies.

IV.2. Applied Method

Propensity-score matching is a useful simplification of matching on a high-dimensional vector of X -variables. Rosenbaum and Rubin (1983) have shown that it is sufficient to match on the propensity score $Pr(X) = Pr(D^t = 1|X)$ to obtain the same probability distribution for treated and non-treated individuals. Thus, if $(Y_0^{t+h}, Y_1^{t+h} \perp D^t) | X$ holds, $(Y_0^{t+h}, Y_1^{t+h} \perp D^t) | Pr(X)$ will also be satisfied. Thus we estimate in a first step the propensity score for participants and non-participants by means of a probit model, with X as the vector of exogenous variables. The second step consists of a selection of a comparison group such that the distributions of the propensity scores are balanced for partici-

pants and controls. Estimates are performed using the stata-module *psmatch2* (Leuven and Sianesi 2003).

For each group - for instance, West German women, who received a short-term subsidy - we estimate several probit models. We begin with the entire set of covariates and select variable sets that enter the next estimation step: In the first step, a set of covariates is kept in the model, if a Wald-Test on the hypothesis that their parameters are jointly zero indicates that the variable set has a significant impact with $\alpha = 0.5$. During further steps this threshold value is decreased down to $\alpha = 0.1$. Propensity scores are then computed for the remaining group specific model by always accounting for socio-demographic characteristics independent on the results of the preceding test procedure.

We apply six different matching algorithms to check for sensitivity of the outcomes: 1) One-to-one nearest neighbour matching without replacement and caliper 0.001, 2) one-to-one nearest neighbour matching with replacement and caliper 0.001, 3) one-to-two nearest neighbour matching with replacement and caliper 0.001, 4) one-to-three nearest neighbour matching with replacement and caliper 0.001, 5) radius matching with caliper 0.001 as well as 6) radius matching with caliper 0.0005. Note that average treatment effects computed with different matching algorithms hardly differ from each other.

To test for the quality of matching, the mean standardised bias (MSB) (Rosenbaum and Rubin 1983) between each treated group and its matched comparison group is computed across all variables in X . The standardised bias of a covariate is defined as the difference of means in the treated and matched control sample, divided by the square root of the average sample variance. Thus a lower value of the MSB indicates more similarity between the two groups. In the following we will only present results for the procedures that generally obtain the smallest standardised bias (Rosenbaum and Rubin 1985). These are radius matching with caliper 0.001 for medium-term subsidies and with caliper 0.0005 for short-term subsidies. The MSB after matching never rises above 2.1 percent (Figure 2). Moreover, also t-tests (not displayed here) show that the hypothesis on equality of means of the covariates cannot be rejected after matching. Hence, we achieve a good balancing of the distributions of the explaining variables across treatment and comparison group.

Finally, one might argue that caseworkers and employers, who have to decide to grant a subsidy respectively to recruit a subsidised worker, will probably have additional information – not included in our dataset – about the job-seeker. This information might have an impact on treatment probability and labour market outcomes, but is not included in

the data set. We analyse therefore, how sensitive the estimated treatment effects are to a violation of the Conditional Independence Assumption. For this purpose we apply the stata module *mhbounds* (Becker and Caliendo 2007) – available for nearest neighbour matching without replacement – to compute the Mantel-Haenszel statistics for the outcomes in each month after assignment.

Table 3

Rosenbaum-bounds analysis for the outcome variable ‘not unemployed and not participating in an active labour market programme’, 20 months after programme entry

	Short-term subsidy	Medium-term subsidy
Men in East Germany	2.8	3.5
Women in East Germany	5.0	3.6
Men in West Germany	1.8	2.9
Women in West Germany	2.2	2.7

Source: Own calculations, based on IEB V5.01 and V6.01, LHG V2.0 and V3.0, data marts of the Statistics Department of the Federal Employment Agency, without municipalities that opted out. Note: Short-term subsidies are paid for up to 3 months, medium-term subsidies are paid for 4 to 6 months. The Table displays the factor by which unobserved heterogeneity would have to influence selection into subsidised employment to undermine matching results.

Table 3 reports odd ratios for men and women in East and West Germany; it restricts itself to the outcome variable ‘not unemployed and not participating in an active labour market programme’ and the 20th month after programme entry. The treatment effects of short-term subsidies up to three months are significantly different from zero on a level of $\alpha = 0.05$ for odd ratios between 1.8 and 5.0. For treatment effects of medium-term subsidies between four and six months the odd ratios range from 2.9 to 3.6. The interpretation is, for instance, for a value of 1.8 that the results are insensitive to a bias that would nearly double the odds of treatment. Thus results are quite robust with respect to a potential violation of the Conditional Independence Assumption.

V. EMPIRICAL RESULTS

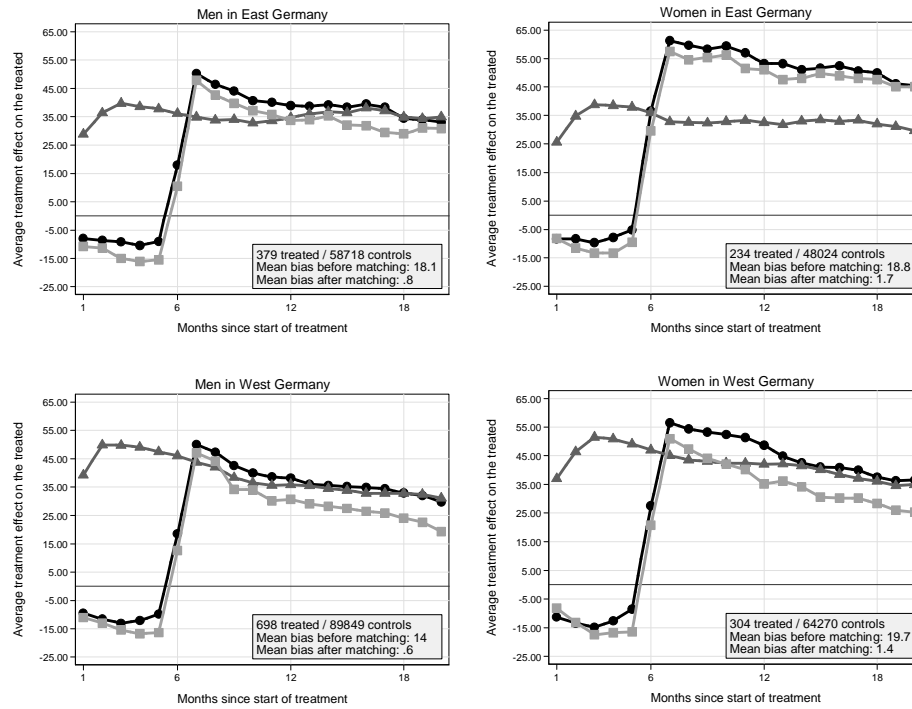
V.1. Effects for the Main Groups

Figure 2 displays in detail the evolution of the estimated average treatment effects over time. Plots above the abscissa have to be interpreted as a ‘success’ of the wage subsidy. Remember that the period of subsidisation as well as the following period, during which the employer is obliged to sustain the employment relationship, are not interpreted as a ‘labour market success’ when computing employment and unemployment outcomes.

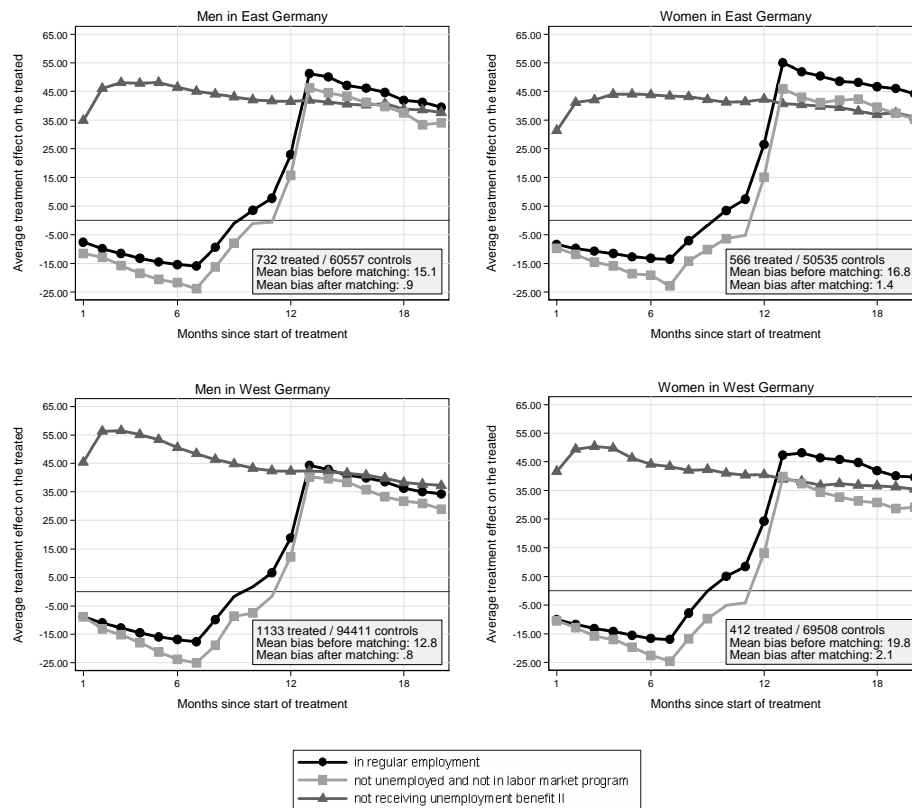
Figure 2

Estimated average treatment effects of a subsidy on the labour market prospects of needy job-seekers taking up a subsidised job

Short-term subsidy (up to 3 months)



Medium-term subsidy (4 to 6 months)



Source: Own calculations, based on IEB V5.01 and V6.01, LHG V2.0 and V3.0, data marts of the Statistics Department of the Federal Employment Agency, without municipalities opting out of co-operation with the Public Employment Service.

As can be seen clearly, treated persons were ‘locked-in’ – as a necessary side-effect of the construction of the outcome variables – for the period of subsidisation and for the compulsory period of further employment. We find large and significant positive effects of the wage subsidy on the labour market prospects of participants immediately after the end of the follow-up period, which then decline slightly over time. In fact, the highest treatment effect of 63 percentage points is found for women in East Germany, seven months after the start of a short-term subsidy.

Table 4

Treated individuals taking up a subsidised job during 2/2005 to 4/2005 and matched comparison persons: Labour market outcome and estimated average treatment effect on the treated (*ATT*) 20 months after start of the subsidised job

		Short-term subsidy				Medium-term subsidy				
		East		West		East		West		
		Men	Wo.	Men	Wo.	Men	Wo.	Men	Wo.	
Share	a) in regular employment	Treated	0.64	0.69	0.62	0.66	0.68	0.67	0.63	0.67
		Comparisons	0.31	0.23	0.32	0.29	0.28	0.23	0.29	0.26
		<i>ATT</i>	<i>0.33</i>	<i>0.45</i>	<i>0.30</i>	<i>0.37</i>	<i>0.40</i>	<i>0.45</i>	<i>0.35</i>	<i>0.40</i>
	b) not unemployed and not in programme	Treated	0.72	0.79	0.69	0.76	0.74	0.73	0.72	0.76
		Comparisons	0.43	0.39	0.47	0.49	0.40	0.38	0.44	0.47
		<i>ATT</i>	<i>0.29</i>	<i>0.40</i>	<i>0.22</i>	<i>0.28</i>	<i>0.34</i>	<i>0.35</i>	<i>0.28</i>	<i>0.29</i>
	c) not receiving unemployment benefit II	Treated	0.63	0.53	0.68	0.69	0.64	0.59	0.71	0.67
		Comparisons	0.28	0.24	0.37	0.34	0.26	0.23	0.34	0.32
		<i>ATT</i>	<i>0.35</i>	<i>0.30</i>	<i>0.31</i>	<i>0.35</i>	<i>0.38</i>	<i>0.36</i>	<i>0.37</i>	<i>0.35</i>
Mean standardised bias	Before	18.1	18.8	14.0	19.7	15.1	16.8	12.8	19.8	
	After	0.8	1.7	0.6	1.4	0.9	1.4	0.8	2.1	
Observations of treated persons	All	381	236	699	304	735	568	1134	412	
	In Support	379	234	698	304	732	566	1133	412	

Source: Own calculations, based on IEB V5.01 and V6.01, LHG V2.0 and V3.0, data marts of the Statistics Department of the Federal Employment Agency, without municipalities opting out of co-operation with the Public Employment Service.

Note: Short-term subsidies are paid for up to 3 months, while medium-term subsidies are paid for 4 to 6 months. All estimated average treatment effects on the treated (*ATT*) are significant at $\alpha = 0.01$.

Our main empirical results – for month 20 after treatment start – are also summarised in Table 4. It documents the labour market outcomes as share of treated and of matched comparison persons a) in regular employment, b) not unemployed (or in a labour market programme) and c) no longer receiving unemployment benefit II. Furthermore, the table displays average treatment effects on the treated (*ATT*) that are computed simply as the difference between labour market outcomes of treated and matched comparison groups.

20 months after taking up the subsidised job, the share of participants in regular employment exceeds 60 percent in all treated groups. Furthermore, it is in most cases

nearly 40 percentage points higher than in the comparison groups. While still more participants – more than 70 percent – are neither unemployed nor in any labour market programme, the difference to comparison groups is obviously slightly smaller than looking at employment outcomes: A comparatively higher share of comparison persons than of treated persons withdraws from the labour market as discouraged workers. Finally, also more than 60 percent of the treated do not receive unemployment benefit II for needy job-seekers any longer; the average treatment effect on the treated accounts for 35 percentage points.

Comparisons of estimates between the groups investigated must be interpreted with caution, since characteristics of group members may differ for each group. Nonetheless we would like to draw attention to several aspects:

First, labour market outcomes do not differ much between recipients of short- and medium-term wage subsidies. Thus, it seems that the duration of the subsidy is not necessarily a function of placement difficulties. Treatment effects are mostly higher within groups receiving a medium-term subsidy compared to those receiving a short-term subsidy, if we look at the beginning of the observation period or at its end. However, if we concentrate at the expiration date of the follow-up period, short-term subsidies seem to be more effective than medium-term subsidies: In the first month after the follow-up period had expired (7th month for short- and 13th month for medium-term subsidies since start of treatment), the effects for short-term subsidies are up to nine percentage points higher than for medium-term subsidies.

Second, estimated treatment effects for the outcome variables ‘regular employed’ and ‘not unemployed and not in a labour market programme’ are in the majority of points in time slightly larger a) for female than for male workers and b) for East Germany than for West Germany. The results are mainly due to varying labour market results of the unsubsidised comparison groups – women as well as unemployed workers in East Germany have in general worse labour market prospects than male and West German needy job-seekers.

Third, Table 4 shows that the share of participating persons ‘not receiving unemployment benefit II’ 20 months after programme start is either higher or rather similar to the share in ‘regular employment’. Noticeable exceptions are women in East Germany, whose share in regular employment is considerably higher than the share for those not receiving benefits (8 percentage points for medium- and 15 for short-term subsidies).

This may be a hint that several of these women are working in low wage jobs and receive additional benefits to increase their household income.

Table 5

Subgroups of treated West German men taking up a subsidised job during 2/2005 to 4/2005 and matched comparison persons: Labour market outcome and estimated average treatment effect on the treated (*ATT*) 20 months after start of the subsidised job

		Age 25-34 years	Age 35-49 years	Age \geq 30 years, last unsubsidised em- ployment 2004	Age \geq 30 years, last unsubsidised em- ployment 2002/03	Without migration background	With migration background	Without occupational qualification	With occupational qualification	
Short-term subsidy										
Share	a) in regular em- ployment	Treated	0.64	0.59	0.66	0.59	0.63	0.60	0.59	0.64
		Comparisons	0.36	0.27	0.34	0.24	0.32	0.28	0.27	0.35
		<i>ATT</i>	0.27	0.32	0.32	0.35	0.30	0.32	0.32	0.29
	b) not unem- ployed and not in programme	Treated	0.67	0.69	0.75	0.66	0.68	0.74	0.68	0.71
		Comparisons	0.50	0.41	0.47	0.39	0.47	0.45	0.42	0.50
		<i>ATT</i>	0.17	0.28	0.28	0.27	0.21	0.29	0.26	0.21
	c) not receiving unemployment benefit II	Treated	0.66	0.68	0.69	0.69	0.71	0.58	0.61	0.73
		Comparisons	0.39	0.31	0.35	0.30	0.37	0.33	0.30	0.41
		<i>ATT</i>	0.27	0.37	0.34	0.39	0.34	0.25	0.32	0.32
Mean standardised bias (MSB)	Before	16.16	16.15	15.51	16.23	16.33	17.23	16.61	16.30	
	After	0.65	0.89	0.63	1.04	0.69	1.50	1.06	0.60	
Observations of treated persons	All	299	313	248	173	553	146	262	453	
	In Support	297	313	248	173	552	146	262	452	
Medium-term subsidy										
Share	a) in regular em- ployment	Treated	0.65	0.62	0.64	0.64	0.64	0.61	0.57	0.68
		Comparisons	0.34	0.24	0.32	0.22	0.30	0.26	0.23	0.32
		<i>ATT</i>	0.32	0.39	0.32	0.42	0.34	0.35	0.34	0.35
	b) not unem- ployed and not in programme	Treated	0.76	0.70	0.73	0.69	0.73	0.71	0.67	0.76
		Comparisons	0.47	0.38	0.44	0.38	0.45	0.44	0.40	0.47
		<i>ATT</i>	0.29	0.31	0.28	0.32	0.28	0.27	0.27	0.29
	c) not receiving unemployment benefit II	Treated	0.72	0.67	0.68	0.71	0.72	0.66	0.62	0.76
		Comparisons	0.36	0.28	0.33	0.28	0.35	0.30	0.27	0.38
		<i>ATT</i>	0.36	0.39	0.34	0.43	0.37	0.35	0.35	0.38
Mean standardised bias (MSB)	Before	15.06	14.21	12.16	19.13	15.10	13.86	12.97	13.25	
	After	0.72	1.01	0.62	1.25	0.74	1.96	1.82	0.56	
Observations of treated persons	All	471	515	401	251	885	222	398	709	
	In Support	471	514	400	251	885	222	398	709	

Source: Own calculations, based on IEB V5.01 and V6.01, LHG V2.0 and V3.0, data marts of the Statistics Department of the Federal Employment Agency, without municipalities opting out of co-operation with the Public Employment Service.

Note: Short-term subsidies are paid for up to 3 months, medium-term subsidies for 4 to 6 months. All estimated average treatment effects on the treated (*ATT*) are significant at $\alpha = 0.01$.

Note finally that the share of the comparison group that has taken-up unsubsidised employment – indicating which share of participants should (at least) have also found a job without the help of a subsidy - may be interpreted as deadweight losses of subsidisation. This implies that the deadweight accompanying wage subsidies for needy job-seekers would amount to at least 20 to 30 percentage points.

V.2. Effects for Subgroups of West German Men

Treatment effects might be heterogeneous for unemployed with different characteristics. For male needy job-seekers in West Germany, our number of observations is sufficiently high to perform separate estimates across subgroups. The results are displayed in Table 5 and show that effects differ across groups.

In particular, estimated treatment effects on subsidised persons were larger

- a) for needy job-seekers between 35 and 49 than for those between 25 and 34 years, and
- b) for needy job-seekers older than 30 who were of employment for more than one year than for those without job for less than one year.

Since the effectiveness of wage subsidies has been higher for several groups with particular placement difficulties, one might conclude that subsidies create an opportunity for in particular hard-to-place individuals to disclose their potential productivity to an employer.

V.3. Comparison with Findings for the Pre-Reform Period

Does the effectiveness of wage subsidies differ between needy job-seekers in the post-reform period and the entire group of unemployed persons in the pre-reform period? Table 6 displays findings of ZEW et al. (2006), where several groups of individuals – consisting of unemployment benefit recipients as well as unemployment assistance recipients – taking up a subsidised job during the second quarter of 2002 were analysed. Results are shown for 20 months as well as 36 months after programme start.

The effects of a subsidy on the subsequent employment rates of participants 20 months after programme start are partly higher, partly lower across the investigated groups of needy job-seekers. However, the effects on rates ‘not unemployed or in a labour market programme’ are in most groups investigated larger across recipients of unemployment benefit II than they were in the pre-reform period.

Table 6

Treated individuals taking up a subsidised job during the second quarter of 2002 and matched comparison persons: Labour market status and estimated average treatment effect on the treated (*ATT*) 20 months and 36 months after start of the subsidised job

		Short-term subsidy training requirements				Medium-term subsidy training requirements				Medium-term subsidy for hard-to-place				
		East		West		East		West		East		West		
		Men	Wo.	Men	Wo.	Men	Wo.	Men	Wo.	Men	Wo.	Men	Wo.	
20 months after programme start														
Share	a) in regular employment	Treated	0.62	0.62	0.65	0.69	0.70	0.73	0.62	0.71	0.54	0.62	0.50	0.62
		Comparisons	0.40	0.28	0.29	0.30	0.34	0.26	0.31	0.27	0.23	0.15	0.21	0.21
		<i>ATT</i>	0.22	0.34	0.36	0.39	0.36	0.47	0.31	0.43	0.31	0.47	0.29	0.41
Share	b) not unemployed and not in programme	Treated	0.66	0.69	0.72	0.77	0.74	0.77	0.71	0.81	0.60	0.67	0.60	0.72
		Comparisons	0.54	0.40	0.48	0.57	0.46	0.41	0.49	0.58	0.36	0.28	0.40	0.50
		<i>ATT</i>	0.13	0.30	0.24	0.20	0.28	0.37	0.22	0.23	0.24	0.39	0.19	0.22
36 months after programme start														
Share	a) in regular employment	Treated	0.61	0.68	0.61	0.69	0.67	0.71	0.62	0.65	0.50	0.65	0.50	0.56
		Comparisons	0.42	0.33	0.35	0.36	0.33	0.35	0.34	0.32	0.24	0.24	0.23	0.23
		<i>ATT</i>	0.19	0.35	0.26	0.33	0.34	0.36	0.28	0.33	0.26	0.42	0.27	0.34
Share	b) not unemployed and not in programme	Treated	0.67	0.74	0.71	0.79	0.73	0.77	0.75	0.80	0.60	0.72	0.62	0.73
		Comparisons	0.56	0.54	0.57	0.68	0.50	0.56	0.58	0.69	0.44	0.44	0.47	0.58
		<i>ATT</i>	0.11	0.20	0.14	0.11	0.23	0.21	0.17	0.11	0.15	0.28	0.15	0.14
Observations			949	346	948	562	2462	1266	1106	1019	339	242	1269	597

Source: ZEW et al. (2006), Table A.4.4.

Note: Short-term subsidies are paid for up to 3 months, while medium-term subsidies are paid for 4 to 6 months. All estimated average treatment effects on the treated (*ATT*) are significant at $\alpha = 0.05$.

That may be cautiously taken as a hint that wage subsidies are not less effective for recipients of basic social care than they were for former recipients of unemployment benefit or unemployment assistance. Note also that the cited study showed that estimated treatment effects decrease further between 20 and 36 months after taking up a subsidised job, but remain still significant at $\alpha = 0.05$ at the end of the observation period.

VI. CONCLUSIONS

As we have noted in the introduction, it has not been obvious ex-ante that previous results on the effectiveness of wage subsidies would hold also for needy jobseekers receiving unemployment benefits II, a group that as such exists in Germany only since 2005. Our study presents a first assessment of the effectiveness of wages subsidies for this group, which now encompasses the majority of unemployed persons in Germany.

Our results suggest that short and medium-term targeted wage subsidies improve the subsequent labour market prospects of needy job-seekers in Germany: 20 months after taking up a subsidised job the share of treated persons in regular employment is around 40 percentage points higher than within comparison groups. The estimated effects on

the shares not unemployed and the share not receiving basic social care any longer are slightly smaller. Groups with particular placement difficulties benefit comparatively more from subsidisation. Furthermore, the results do not differ much from those obtained for participants from the entire group of unemployed persons during the pre-reform period.

These overall positive findings are in line with results for the pre-reform period in Germany and with international results on the effectiveness of wage subsidies. Nonetheless, some caveats are in order: First, effectiveness of a programme on the individual level does not imply that the programme is also cost-efficient; our data contain, however, no individual information on the amount of the subsidy. Second, deadweight losses will be a serious problem, if considerable shares of participating persons might have got the job also without subsidisation. It might be less severe for subsidised hard-to-place workers and if the allocation of subsidies is monitored carefully by caseworkers. Third, our applied method does not take into account potential displacement and substitution effects (Calmfors, 1994). Subsidised persons will at least partly substitute other workers, but these effects might only be identified on the macro level. Fourth, an arbitrarily expansion of the programme is prevented since wage subsidies can be granted only if a firm is willing to recruit the unemployed person in question. Finally, some groups with particular placement difficulties seem to benefit comparatively more from subsidisation; thus an extension of the programme on other groups might decrease its effectiveness.

To conclude, it is a highly relevant policy question, how employment prospects of employable needy job seekers might be improved. Although the points made above highlight that the instrument has to be applied carefully, our study supports the view that time-limited targeted wage subsidies are an effective means to foster economic self-sufficiency of previously unemployed and needy workers, who participate in the programme.

REFERENCES

- Bach, H.-U., H. Gartner, S. Klinger, T. Rothe and E. Spitznagel (2008). Arbeitsmarkt 2008: Der Aufschwung lässt nach, IAB-Kurzbericht 3/2008.
- Becker, S.O. and M. Caliendo (2007). Sensitivity analysis for average treatment effects, *Stata Journal*. 7: 71-83.
- Bernhard, S., K. Hohmeyer, E. Jozwiak, S. Koch, T. Kruppe, G. Stephan and J. Wolff (2008). Aktive Arbeitsmarktpolitik in Deutschland und ihre Wirkungen, IAB-Forschungsbericht 2/2008.
- Bernhard, S., U. Jaenichen and G. Stephan (2006). Eingliederungszuschüsse bei Einarbeitung und erschwerter Vermittlung – Matching-Analysen auf der Basis von Prozessdaten, *Vierteljahrshefte zur Wirtschaftsforschung*. 75: 67-84.
- Bernhard, S., U. Jaenichen and G. Stephan (2007). Eingliederungszuschüsse: Die Geförderten profitieren, IAB-Kurzbericht 9/2007.
- Bernhard, S. and J. Wolff (2008). Contracting out placement services in Germany. Is assignment to private providers effective for needy job-seekers?, IAB-Discussion-Paper 5/2008.
- Boockmann, B., T. Zwick, A. Ammermüller and M. Maier (2007). Do Hiring Subsidies Reduce Unemployment Among the Elderly? Evidence from Two Natural Experiments, ZEW-Discussion Paper 07-001.
- Calmfors, L. (1994). Active Labour Market Policy and Unemployment – A Framework for the Analysis of Crucial Design Features, OECD Labour Market and Social Policy Occasional Paper 15, Paris.
- Carling, K. and K. Richardson (2004). The Relative Efficiency of Labour Market Programs: Swedish Experience from the 1990s, *Labour Economics*. 11: 335-354.
- Cockx, B., B. Van der Linden and A. Karaa (1998). Active Labour Market Policies and Job Tenure, *Oxford Economic Papers*. 10: 685-708.
- Dorsett, R. (2006). The New Deal for Young People: Effect on the Labour Market Status of Young Men, *Labour Economics*. 13: 405-422.
- Forslund, A., P. Johansson and L. Lindqvist (2004). Employment Subsidies – A Fast Lane From Unemployment to Work?, IFAU Working Paper 2004:18.
- Fredriksson, P. and P. Johansson (2004). Dynamic Treatment Assignment – The Consequences for Evaluations Using Observational Data, IZA Discussion Paper 1062.
- Göbel, C. (2007). The effect of participation in subsidised employment on labour market transitions, mimeo.
- Hamersma, S. (2005). The Effects of an Employer Subsidy on Employment Outcomes. A Study of the Work Opportunity and Welfare-to-work Tax Credits, Institute for Research on Poverty Discussion Paper 1303-05.

- Heckman, J.J., R.J. LaLonde and J.A. Smith (1999). The Economics and Econometrics of Active Labour Market Programs, in: O. Ashenfelter and D. Card (eds.), *Handbook of Labour Economics* Vol. IIIA, 1865-2097.
- Heinemann, S., H. Gartner and E. Jozwiak (2006). Arbeitsförderung für Langzeitarbeitslose. Erste Befunde zu Eingliederungsleistungen des SGB III im Rechtskreis SGB II, IAB-Forschungsbericht 3/2006.
- Hohmeyer, K. and J. Wolff (2007). A fistful of Euros, Does One-Euro-Job participation lead means-tested benefit recipients into regular jobs and out of unemployment benefit II receipt?, IAB Discussion Paper 32/2007.
- Hummel, E., P. Jacobebbinghaus, A. Kohlmann, M. Oertel, C. Wübbecke and M. Ziegerer (2005). Stichprobe der Integrierten Erwerbsbiografien IEBS 1.0, FDZ-Datenreport 6/2005.
- Jacobebbinghaus, P. and S. Seth (2007). The German Integrated Employment Biographies Sample IEBS, *Schmollers Jahrbuch*. 127: 335-342.
- Jaenichen, U. (2002). Lohnkostenzuschüsse und individuelle Arbeitslosigkeit, *Mitteilungen aus der Arbeitsmarkt- und Berufsforschung*. 35: 327-351.
- Jaenichen, U. (2005). Lohnkostenzuschüsse und individuelle Beschäftigungschancen, in: L. Bellmann, O. Hübler, W. Meyer and G. Stephan (eds.), *Institutionen, Löhne und Beschäftigung*, Beiträge zur Arbeitsmarkt- und Berufsforschung 294: 137-156.
- Jaenichen, U. and G. Stephan (2007). The effectiveness of targeted wage subsidies for hard-to-place workers, IAB Discussion Paper 16/2007.
- Koch, S. and U. Walwei (2008). Weiterentwicklung des SGB II: Flexible Lösungen für eine heterogene Klientel, *Wirtschaftsdienst*. 2/2008: 2-6.
- Konle-Seidl, R. (2008). Changes in the governance of employment services in Germany since 2003, IAB Discussion Paper 10/2008.
- Leuven, E. and B. Sianesi (2003). psmatch2: Stata module to perform full Mahalanobis and propensity score matching, common support graphing, and covariate imbalance testing, <http://ideas.repec.org/c/boc/bocode/s432001.html>.
- Neumark, D. (2008). Alternative Labor Market Policies to Increase Economic Self-Sufficiency: Mandating Higher Wages, Subsidizing Employment, and Raising Productivity, IZA-Discussion Paper 3355.
- Rosenbaum, P.R. and D.B. Rubin (1983). The Central Role of the Propensity Score in Observational Studies for Causal Effects, *Biometrika*. 70: 41-55.
- Rosenbaum, P.R. . and D.B. Rubin (1985). Constructing a Control Group Using Multivariate Matched Sampling Methods that Incorporate the Propensity Score, *The American Statistician*. 39: 33-38.
- Rosenbaum, P.R. (2002). *Observational Studies*, New York.
- Rüb, F. and D. Werner (2007). Typisierung von SGB II Trägern, IAB-Forschungsbericht 1/2007.

- Rubin, D.B. (1974). Estimating Causal Effects of Treatments in Randomized and Non-randomized Studies, *Journal of Educational Psychology*. 66: 688-701.
- Sianesi, B. (2004). An Evaluation of the Swedish System of Active Labour Market Programmes in the 1990s, *The Review of Economics and Statistics*. 86: 133-155.
- Sianesi, B. (2008). Differential effects of active labour market programs for the unemployed, *Labour Economics*. 15: 392-421.
- Steiger, H. (2004). Is less more? A look at nonparticipation in Swiss active labour market programmes, mimeo.
- Stephan, G. (2008). The effects of active labor market programs in Germany: An investigation using different definitions of non-treatment, IAB Discussion Paper 12/2008.
- Stephan, G. and K. Zickert (2008). Participation of unemployment benefit recipients in active labor market programs: Before and after the German labor market reforms, IAB Discussion Paper 15/2008.
- Wolff, J. and E. Jozwiak (2007). Does short-term training activate means-tested unemployment benefit recipients in Germany?, IAB Discussion Paper 29/2007.
- Wolff, J. and A. Nivorozhkin (2008). Start me up: The Effectiveness of a Self-employment Programme for Needy Unemployed People in Germany, IAB Discussion Paper (forthcoming).
- ZEW, IAB and IAT (2005). *Evaluation der Maßnahmen zur Umsetzung der Vorschläge der Hartz-Kommission*. Arbeitspaket 1: Wirksamkeit der Instrumente, Modul 1d: Eingliederungszuschüsse und Entgeltsicherung, Zwischenbericht 2005.
- ZEW, IAB and IAT (2006). *Evaluation der Maßnahmen zur Umsetzung der Vorschläge der Hartz-Kommission*. Arbeitspaket 1: Wirksamkeit der Instrumente, Modul 1d: Eingliederungszuschüsse und Entgeltsicherung, Endbericht 2006.

APPENDIX: ADDITIONAL TABLES

Table A.1

Variable means of selected attributes (0 = no, 1 = yes) in percent for potential comparison (PC) and treated (T) persons.

	Short-term subsidy								Medium-term subsidy							
	East				West				East				West			
	Men		Women		Men		Women		Men		Women		Men		Women	
	PC	T	PC	T	PC	T	PC	T	PC	T	PC	T	PC	T	PC	T
Age < 25	11	15	11	19	10	13	12	15	10	18	10	16	10	11	12	14
Age 25-34	23	32	21	27	24	36	24	30	23	30	22	27	24	33	25	26
Age 35-49	47	46	48	48	47	45	45	51	47	43	48	49	47	47	46	51
Age 50-57	20	6	20	6	19	6	18	5	20	10	20	8	19	9	18	9
Migration background	8	4	9	3	25	21	26	13	8	4	9	2	24	20	25	13
Childless single	62	61	30	36	62	62	36	51	62	61	30	32	62	63	35	49
Couple	9	8	10	8	5	5	7	5	9	11	10	7	5	5	7	7
Lone parent	2	1	24	25	1	2	21	27	2	2	24	29	1	1	21	22
Married	27	30	36	29	31	31	35	16	27	26	36	32	31	30	35	21
Without qualification	13	3	13	2	22	12	28	4	13	3	13	2	22	12	27	6
Lower secondary school	12	6	11	2	27	19	27	19	12	7	11	3	27	20	27	17
Vocational training	29	28	20	10	29	41	19	29	29	25	20	12	30	37	20	30
Higher secondary school	6	4	7	5	6	6	8	5	6	4	7	4	6	4	7	5
with vocational training/higher education	40	60	48	81	16	21	18	43	40	60	48	79	16	27	19	42
Last regular job 2004	24	42	28	42	23	35	26	40	24	35	28	45	22	37	26	38
Last regular job 2002/2003	17	14	14	16	21	25	17	20	17	18	14	15	22	23	17	22
Last regular job before 2002	37	9	38	10	34	7	34	9	37	12	38	12	35	13	34	13
Number of observations	58768	381	48092	236	89892	699	64320	304	60582	735	50540	568	94423	1134	69528	412

Source: based on IEB V5.01 and V6.01, LHG V2.0 and V3.0, data marts of the Statistics Department of the Federal Employment Agency, without municipalities opting out of co-operation with the Public Employment Service.

Note: Short-term subsidies are paid for up to 3 months, while medium-term subsidies are paid for 4 to 6 months.