ECONSTOR
Make Your Publications Visible.

A Service of
ZBW
Leibniz-Informationszentrum Wirtschaft
Leibniz Information Centre for Economics

Brandtjen, Roland

Working Paper

Echoes of place: Mapping Europe's cultural mosaic - A theoretical framework for understanding regional characterization

IU Discussion Papers - Business & Management, No. 11 (September 2025)

Provided in Cooperation with:
IU International University of Applied Sciences

Suggested Citation: Brandtjen, Roland (2025) : Echoes of place: Mapping Europe's cultural mosaic - A theoretical framework for understanding regional characterization, IU Discussion Papers - Business & Management, No. 11 (September 2025), IU Internationale Hochschule, Erfurt, https://doi.org/10.56250/4078

This Version is available at:
https://hdl.handle.net/10419/327996

Standard-Nutzungsbedingungen:

Die Dokumente auf EconStor dürfen zu eigenen wissenschaftlichen Zwecken und zum Privatgebrauch gespeichert und kopiert werden.

Sie dürfen die Dokumente nicht für öffentliche oder kommerzielle Zwecke vervielfältigen, öffentlich ausstellen, öffentlich zugänglich machen, vertreiben oder anderweitig nutzen.

Sofern die Verfasser die Dokumente unter Open-Content-Lizenzen (insbesondere CC-Lizenzen) zur Verfügung gestellt haben sollten, gelten abweichend von diesen Nutzungsbedingungen die in der dort genannten Lizenz gewährten Nutzungsrechte.

Terms of use:

Documents in EconStor may be saved and copied for your personal and scholarly purposes.

You are not to copy documents for public or commercial purposes, to exhibit the documents publicly, to make them publicly available on the internet, or to distribute or otherwise use the documents in public.

If the documents have been made available under an Open Content Licence (especially Creative Commons Licences), you may exercise further usage rights as specified in the indicated licence.

WWW.ECONSTOR.EU

Mitglied der Leibniz-Gemeinschaft

INTERNATIONALE HOCHSCHULE

www.iu.de

IU DISCUSSION PAPERS

Business & Management

Echoes of Place: Mapping Europe's Cultural Mosaic - A Theoretical Framework for Understanding Regional Characterization

ROLAND BRANDTJEN

IU Internationale Hochschule

Main Campus: Erfurt

Juri-Gagarin-Ring 152

99084 Erfurt

Telefon: +49 421.166985.23

Fax: +49 2224.9605.115

Kontakt/Contact: kerstin.janson@iu.org

Prof. Dr. Roland Brandtjen

ORCID-ID: 0009-0004-3432-7113

IU Internationale Hochschule - Campus Berlin

Frankfurter Allee 73A

Berlin, 10247

Email: roland.brandtjen@iu.org

IU Discussion Papers, Reihe: Wirtschaft, Vol. 6, No. 11 (SEP 2025)

ISSN: 2750-0683

DOI: https://doi.org/10.56250/4078

Website: https://repository.iu.org

Echoes of Place: Mapping Europe's Cultural Mosaic - A Theoretical Framework for Understanding Regional Characterization

Roland Brandtjen

ABSTRACT:

This study proposes a comprehensive theoretical framework for regional identity formation across 95 European regions integrating Social Identity Theory, constructivist approaches, and nested identity theory. Using virtual snowball sampling from 2019 to 2024, participants selected their region's most salient characteristic among language, history, culture, societal norms, political autonomy, and economic independence. Findings show culture as the dominant identifier in 64% of regions, history in 26%, with notable language prominence in Spanish regions and varied autonomy emphasis in microstates and small European territories. Demographic correlations reveal stronger cultural identification among younger and economically vulnerable groups, whereas older participants favoured societal norms. These results support social identity and constructivist models, highlighting cultural identity's role as a stable bridge between local and supranational attachments and suggesting policy implications for fostering territorial cohesion within European integration.

KEYWORDS:

Regional Identity Formation, Social Identity Theory, Cultural Identity, Nested Identity, European Integration

AUTHOR

Prof. Dr Roland Brandtjen *is professor at IU international University GmbH. As a European Studies scholar, his expertise lies in collective identities and their influence on politics. His focus is on the European integration process of regions of Germany, Spain, France, Italy and the UK, as well as all recognised micronations of Europe in relation to the concept of independence. He has studied and worked in Europe at home and abroad. He completed his doctorate at the RWTH in Aachen.*

Introduction

Regional identity formation represents a fundamental aspect of contemporary European governance and social cohesion, particularly as the European Union continues to evolve its multilevel governance structures. The complex interplay between local, regional, national, and supranational identities has become increasingly important for understanding how citizens relate to their territorial communities.

Contemporary scholarship on territorial identity draws primarily from three theoretical traditions: Social Identity Theory, constructivist approaches, and nested identity theory. Social Identity Theory provides insights into how individuals derive self-concept from group affiliations, with cultural markers serving as accessible bases for ingroup categorization. Constructivist approaches emphasize how regional identities emerge through ongoing processes of meaning-making rather than representing fixed characteristics. Nested identity theory addresses how individuals maintain multiple, compatible identities at different territorial levels.

Despite these theoretical advances, significant gaps remain in our understanding of regional identity formation across diverse European contexts. Most existing research focuses on single regions or countries, limiting our ability to understand systematic patterns across different institutional and cultural contexts.

This study addresses what characteristics European regional communities consider most important for their regional identity. It examines which identity markers prove most salient across diverse European institutional contexts, from autonomous territories and federal states to administrative regions and microstates. The research investigates how demographic factors influence identity preferences and explores the theoretical implications for understanding multilevel territorial belonging in contemporary Europe.

Data collection employed virtual snowball sampling across 95 European regions from 2019-2024. The survey methodology directly operationalizes theoretical constructs by asking participants to identify their region's most characteristic feature from six options: own language, unique history, own culture, unique societal norms, political autonomy, and independent economy. This investigation contributes to both theoretical development and practical policy understanding by illuminating the complex dynamics through which regional communities maintain their distinctiveness while participating in broader European integration processes.

What is meant by “culture”??

Culture, Cultura, Cultur’, Culteure, Cultüra, Coltura, Coltua, Cultúr, Cultùre, Qhulture, Tchulture, Cultûre, Cultoor, Curtora, Chulture, Cultar, Cultûa, Kultur, Kulturi, Kulturu, Kultuur, Kültür, Kultüür, Kiltür, Kultura, Kulttuuri, Sevenadur, Gonisogeth, Heirskin, Mentan, Chonntschaft, Diwylliant, Idles, Πολιτισμός

Culture encompasses all human-made expressions rooted in shared values and learned behaviours. It stands in contrast to nature and is interpreted differently depending on academic, social, or political contexts. Culture can be descriptive (e.g., “culture of the time”) or normative, prescribing ideals and behaviours. It often serves to distinguish groups through collective identities based on language, origin, worldview, or history. (Busche, 2000; Germ, 2022; Reeves-Ellington, 2010; Moebius & Quadflieg, 2006;

Groh, 2019; Mosterín, 2009) Therefore, a closer consideration of Language, History, Traditions, Customs and Music, Societal norms, Political autonomy and independent economy is useful.

Language is more than a communication tool—it carries traditions, beliefs, and worldviews across generations. It plays a central role in shaping and expressing cultural identity. Whether through dialects, idioms, or political decisions (e.g., promoting national languages), language reinforces group belonging. Historically, it has also been used to dominate or assimilate, making it both a cultural vehicle and a tool of power. (Chika Omenukwa, 2024; Sorochuk & Tovmash, 2024; Brandtjen, 2024; Chingiz Veliyeva, 2015; Hasanova, 2014)

History provides the narrative through which cultures understand themselves. It shapes collective memory and identity, influencing how groups define their uniqueness. Cultural traditions often emerge from historical experiences, and historical events can reinforce or reshape cultural identities (e.g., Gibraltarian or Nigerian cultures). Thus, history is both a reflection of and a contributor to culture. (Jaeger, 2011; Birket-Smith & Dietschy, 1956; Burke, 2013; Martinez, 2023; Brandtjen, 2021; Jing, 2024)

Traditions are symbolic practices passed from one generation to the next, forming a core part of cultural identity. Customs and rituals help maintain social cohesion and continuity. Music and language serve as powerful tools for transmitting these traditions, embedding them in collective memory. These elements are deeply connected to history, identity, and the broader cultural framework. (Shils, 2006; Assmann, 1999; Bimmer, 2001; Solo & Nuruddin, 2024)

Social norms guide behaviour and reflect a society's values. They vary across cultures and evolve over time. Norms are shaped by and influence other cultural elements such as religion, language, and law. They help maintain social order and express collective expectations, making them a key component of cultural life. (Kumari, 2024; Minkov, Blagoev, & Hofstede, 2012; Vorng, 2025)

Political autonomy refers to the right of a group or region to self-govern. It often arises from historical or political shifts and is closely tied to cultural preservation. Autonomous regions may differ in name and structure but share the goal of protecting cultural identity. Autonomy enables communities to maintain their language, traditions, and values within a larger political framework. (Holtmann, 2000; Schmidt, 2010; Lorenzmeier & Rohde, 2003; Goldmann, 2001; Henders, 2010; Colomer, 2007)

The economy, as a human-made system, is part of culture. Economic factors often influence collective identity, such as national or regional ones, and can drive movements for independence. Cultural and creative industries highlight the intersection of economy and culture. Currency, for example, has historically been used to symbolize sovereignty and identity. Economic arguments are frequently used to justify cultural or political autonomy. (Ebner, 2013; Hölscher, 2006; Hale, 2008; Brandtjen, 2019; Helleiner, 1998)

Theoretical Framework

This chapter draws upon multiple complementary theoretical frameworks to understand how regional culture serve as ground for regional identity. The complex interplay between the different aspects requires a multi-theoretical approach that can address the explanation for regional identity. This theoretical foundation synthesizes insights from social identity theory, constructivist approaches to regional identity and nested identity theory and multilevel belonging to provide a comprehensive framework for analysing characterisation of regions.

SOCIAL IDENTITY THEORY AND REGIONAL BELONGING

Social Identity Theory, developed by Henri Tajfel, provides the foundational framework for understanding regional identity formation. The theory posits that individuals derive their self-concept from two principal sources: personal identity (individual traits and achievements) and social identity (group affiliations including regional membership). Cultural markers serve as the most accessible and emotionally resonant basis for ingroup categorization. The categorization process inherent in Social Identity Theory helps explain the dominance of cultural characteristics in regional identification. When individuals assess what makes their region distinctive, they engage in social comparison processes that emphasize shared cultural practices, traditions, and symbols that differentiate their ingroup from relevant outgroups. (Brandtjen, 2019; Chu, 2008; Welch Larson, 2017; Jieyi & Chau Ki, 2024; Davis, 2008; Färber, 2022; Raza Khan, 2009)

CONSTRUCTIVIST APPROACHES TO REGIONAL IDENTITY

Constructivist theory provides the second pillar of this theoretical framework, emphasizing how regional identities are socially constructed through shared practices, narratives, and institutions rather than representing fixed, essential characteristics. This approach explains the dynamic nature of regional characterization observed across different European contexts. Regional identities emerge through ongoing processes of meaning-making, where communities collectively negotiate and maintain shared understandings of what defines their territorial belonging. (Rumelili, 2025; Ilovan & Istrate, 2021; Sedlacek, Kurka, & Maier, 2009) The constructivist perspective illuminates why certain characteristics become salient in specific regional contexts while remaining less important in others.

NESTED IDENTITY THEORY AND MULTILEVEL BELONGING

The concept of nested identities provides crucial theoretical insight into how regional identity operates within broader systems of territorial belonging. European citizens maintain multiple, compatible identities at different territorial levels—local, regional, national, and European—that interact in complex ways. This framework explains how regional cultural identity can coexist with and complement rather than compete with national or European identification. Nested identity theory predicts that individuals will emphasize different identity levels depending on contextual factors and comparative reference groups. The finding that culture dominates regional characterization across diverse European contexts suggests that cultural identity serves as a particularly stable and accessible level of nested identification that bridges local experiences with broader territorial attachments. (Meisenbach & Kramer, 2014; Brandtjen, 2019; Bergbauer, 2018; Aksoy, 2017)

Methodology and theoretical Application

Data collection employed virtual snowball sampling across 95 European regions from 2019-2024, including administrative regions in France, Italy, Germany, Spain, and the UK, plus autonomous territories, such as the Isle of Man, Gibraltar, the Faroe Islands, the Bailiwick of Guernsey, the Bailiwick of Jersey, the Åland Islands, and Greenland as well as Heligoland, the Shetland islands, El Bierzo, the Orkney Islands, the Val d'Aran, Yorkshire and Cornwall, and 4 European microstates Andorra, Monaco, Liechtenstein and San Marino . By means of virtual snowball sampling, these surveys were promoted

via social media of Facebook, LinkedIn and X (former: Twitter) [the latter until beginning of 2024] and given to the population of the target group. For this purpose, relevant hashtags of the respective regions were set, regional media (e.g. TV Melilla in the Autonomous City of Melilla) were contacted and disseminated in region-related interest groups (e.g. FALE in Normandy or OSCEC in Extremadura). This type of sampling serves to find participants in e.g., hard-to-reach groups of people. A person in such a group who participates in the survey might give the questionnaires to other people in their network or arranges participation in the survey. It can increase the representativeness of the results by the diffusion of the survey into the corresponding group of participants. (Salganik & Heckathorn, 2004; Atkinson & Flint, 2001) Challenges of a virtual snowball sampling might be the community bias, the lack of definite knowledge as to whether or not the sample is an accurate reading of the target population and that the target population might not always have access to the Internet. (Baltar & Brunet, 2012; Häder, 2006)

This sampling strategy aligns with Social Identity Theory's emphasis on naturally occurring social networks and group boundaries. (Chu, 2008) The survey methodology directly operationalizes theoretical constructs by asking participants to identify their region's most characteristic feature from six theoretically derived options: own language, unique history, own culture, unique societal norms, political autonomy, and independent economy. The six-option survey design operationalizes key theoretical distinctions in identity formation research. (Sedlacek, Kurka, & Maier, 2009) Cultural characteristics (traditions, customs, music) represent the symbolic and expressive dimensions emphasized in Social Identity Theory. (Davis, 2008) Historical characteristics capture the temporal continuity central to constructivist approaches. (Ilovan & Istrate, 2021; Rumelili, 2025) Language options reflect the communicative and boundary-marking functions of linguistic identity. (Sedlacek, Kurka, & Maier, 2009) Political autonomy and economic independence represent institutional and material dimensions of regional distinctiveness. (Sedlacek, Kurka, & Maier, 2009)

The survey design reflects core theoretical predictions from identity formation literature. Each response option represents a different pathway through which regional identity can be constructed and maintained, allowing empirical testing of which identity markers prove most salient across diverse European contexts. The annual repetition of surveys enables analysis of identity stability and change over time, addressing constructivist concerns about the dynamic nature of identity formation. (Rumelili, 2025; Ilovan & Istrate, 2021; Sedlacek, Kurka, & Maier, 2009; Bucher & Nováková, 2015)

The surveys in the autonomous territories take place annually from January to March, in the European small states from February to March, in the UK from March to April, in Germany from May to June, in France from June to July, in Italy from July to August and in Spain from August to September. The surveys of the autonomous territories were launched in 2019. The Spanish polls were published for the first time in 2020. In the UK and Italy, the polls were launched in 2021 and in Germany and France in 2022. In 2023 the surveys of each small European state were started. They are totally anonymous and fulfil the requirements of the GDPR. All surveys were offered in the official state language as well as in co-official, recognised, regional and minority languages where possible. To avoid misunderstandings, the surveys were translated by official translators. Thus, it was offered in about 73 languages.

The transfer of the results to the population still needs to be clarified. Due to the subject matter and the nature of the sampling, there are more men than women among the participants in all regions. In all

regions, on the other hand, very few (less than 1%) have indicated that they do not belong to the binary gender groups. The age groups between 30 and 49 are most strongly represented in all regions. Younger and older groups are underrepresented. On average, participants have at least vocational training or higher. academics are overrepresented. Only the income groups of all regions are evenly distributed.

There was no special enquiry about sub-regions, e.g. whether this question was answered in favour of Alsace instead of the entire Grand Est region. There are therefore no results regarding characteristics for sub-regions. The individual Data of each year in each region can be found in the annex. For overview reasons this data will not be detailed in the text. In order to find explanatory approaches for the results, these are correlated with the average demographic data obtained in the same surveys.

Results

An overview about the average most chosen regional characteristic by the majority of the participants can be found in Figure 1. The participants of the most regions on average choose the own culture as their most important characteristic for their individual region. 37 Region achieved on average more than 50 % of their participants to choose this option. In total 61 of 95 regions seem to have the own culture as most characteristics. The unique history became the second most chosen characteristic of in total 25 regions of which 5 achieved more than 50 % approval by the participants for this characteristic.

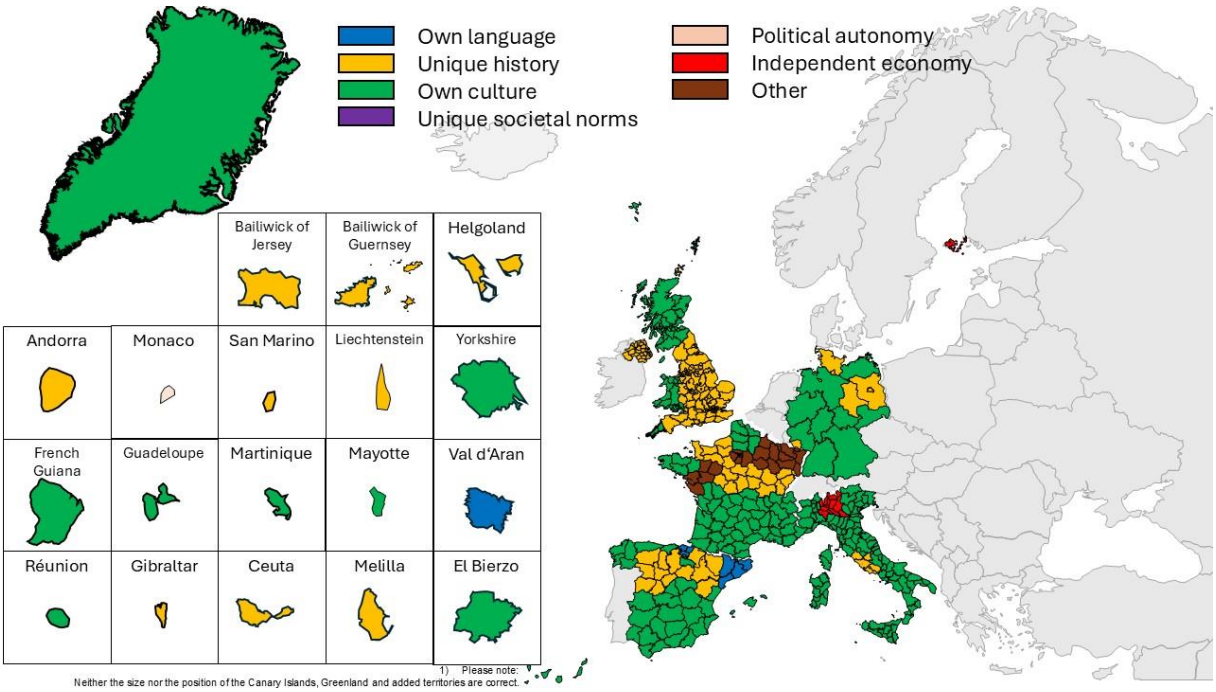

Figure 1: Characteristic most chosen by the majority on average

The own language was chosen as the main characteristic for 3 regions. It is striking that all regions, the Basque Country / Euskadi, Catalunya and the Val d'Aran are all located in Spain. Only in Euskadi is the average approval rate over 50 %. The fact that the Val d'Aran is located within Catalunya and has received its autonomy from Catalunya could be the reason for this result. After all, the Catalan identity consists of a counterculture to Spanish and is based primarily on its own language. (Brandtjen, 2021) Similarly, within 3 regions, the Pays de la Loire, Grand Est and Île-de-France, the average majorities in favour of 'Other' concepts have become the main regional individual characteristics. These are all

located in France. In the territorial reorganisation of France's regions, the former regions of Alsace, Lorraine and Champagne-Ardenne were merged in the case of the Grand Est. The Pays de la Loire consists of parts of the historical regions of Brittany, Anjou, Maine, Poitou and Perche. This division of the former culturally unified regions into the modern regions met with little support from the respective participants. They therefore tended to say that neither the Grand Est nor the Pays de la Loire had a characteristic, or that their artificial, non-cultural origin was the main characteristic.

Lombardy and the Åland Islands on average emphasized their respective independent economies as the main regional characteristic. The Principality of Monaco, on the other hand, was the only area where the majority of participants on average emphasized Monegasque political autonomy. Whether this is due to the size, political history with France or the small proportion of Monegasques in the Monegasque population is purely speculative.

A special case seems to be the region Castilla y Leon in Spain. Its participants on average voted with around 32,6 % each for the characteristic unique history and “another” characteristic. On this point it seems to be important to mention the regional dispute of splitting it into 2 different autonomous communities, Region de León and Castilla. (Brandtjen, 2024) This fact might have influenced the responds.

When the regions are grouped into German federal states, Italian and French regions, Spanish autonomous communities and cities, UK regions, European micro-nations and small European states, general average results emerge. In all of them, except the small European states, the region's own culture is seen as the main characteristic on average. Only in the smallest European states is the regionally unique history preferred.

In order to better understand and integrate these average overall results, we first consider the average results of all options and then their correlation with demographic data stated by the participants.

OWN LANGUAGE

Figure 2 shows the average results from 2019-2024 in relation to the answer option of own language as the main regional characteristic. The highest average approval ratings are found in the Basque Country/Euskadi with 56.4%. The lowest average approval ratings, however, are found in San Marino with 0%. Of the 9 regions in which on average more than 25% of their participants rated their own language as the main regional characteristic, 6 regions are in Spain. Only the Faroe Islands with an average of 38.6%, Wales with an average of 35.6% and the Regione Autonoma Friuli-Venezia Giulia with 25.6% are outside Spain.

Over the years, the Spanish autonomous communities and cities show an average of 14.1%, making them the group with the highest average score for the importance of their own language. The European micro-nations are in second place with an average of 12.5%, followed by the UK regions with an average of 11.6%, the Italian regions with an average of 7.7%, the German federal states with an average of 7.4% and the European micro-states with an average of 6.7%. The average approval ratings are lowest in the French regions with an average of 5.8%.

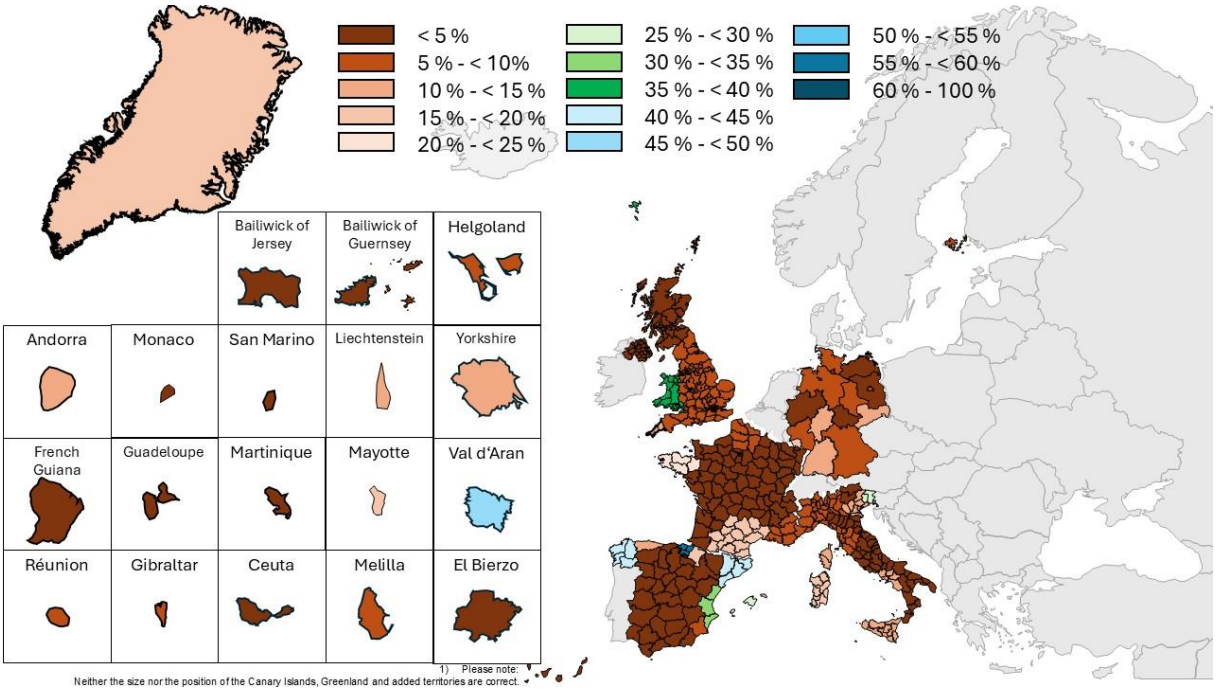

Figure 2: Average results (2019-2024) regarding the option "own language"

The concentration of language-based regional identity in Spanish regions (three of the four regions identifying language as primary) demonstrates how national language policies and historical contexts shape identity salience. Spain's complex linguistic landscape and history of linguistic suppression have made language a particularly contested and meaningful marker of regional distinctiveness. (Rumelili, 2025; Brandtjen, 2024)

This finding supports constructivist predictions about how political and institutional contexts influence which aspects of potential identity become socially significant. In contrast, the low prominence of linguistic identity in French regions reflects France's historically centralizing language policies. (Sedlacek, Kurka, & Maier, 2009; Bergbauer, 2018)

UNIQUE HISTORY

Figure 3 shows the average results from 2019-2024 in relation to the answer option of own unique history as the main regional characteristic. The highest average approval ratings are found in the Normandie with 65.0%. The lowest average approval ratings, however, are found in the Faroes Islands with 2.7%. Of the 35 regions in which on average more than 25% of their participants rated their own unique history as the main regional characteristic, 7 regions are either European small states or European micronations.

The average approval ratings of the individual groups are higher for their own unique history than for their own language. The highest grouped value is found in the small European states with an average of 33.4%, followed by the European micronations with an average of 25.4% and the British regions surveyed with an average of 24.9%. The French regions and the German states each have an average of 24.5%. The lowest grouped average value is 19.1% among the Spanish autonomous communities and cities. The Italian regions are just ahead with an average of 19.3%.

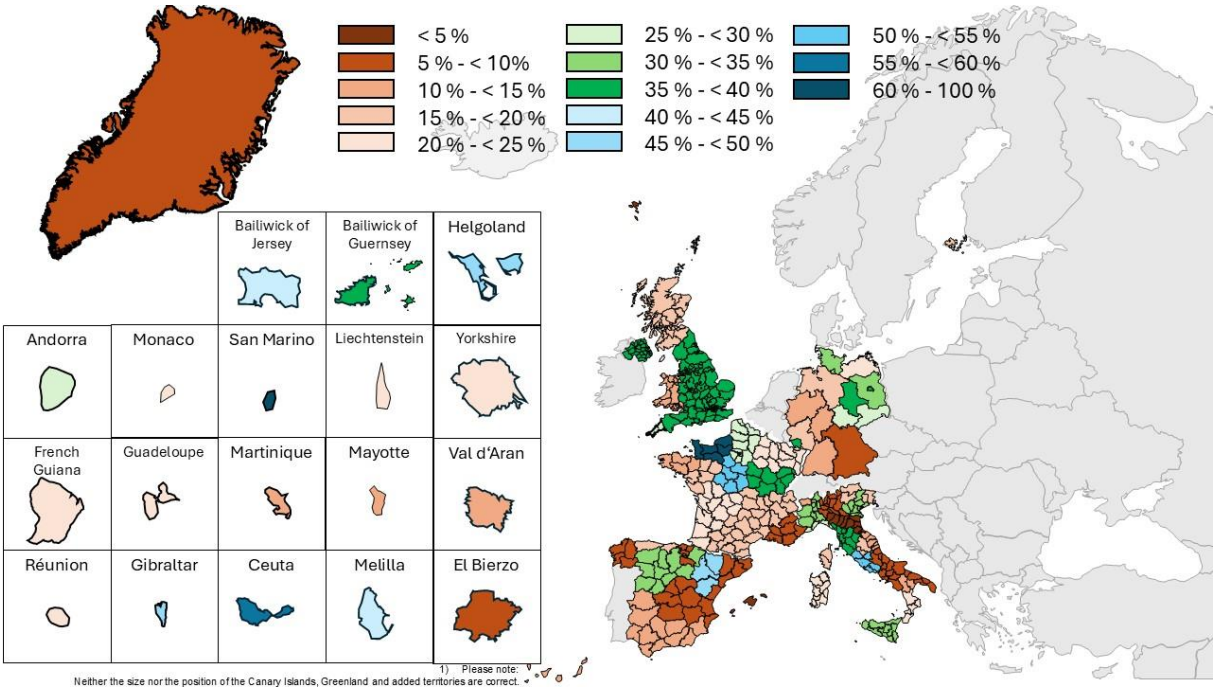

Figure 3: Average results (2019-2024) regarding the option "unique history"

The prominence of historical characteristics as the second most important regional identifier (26% of regions) supports constructivist theories about how collective memory and shared narratives contribute to identity formation. Historical consciousness provides the temporal depth necessary for coherent regional identity, connecting contemporary communities with meaningful pasts. (Rumelili, 2025; Sedlacek, Kurka, & Maier, 2009; Petersen, De Boer, Spierings, & Van de Velde, 2020)

The variation in historical identity importance across region types reflects different trajectories of historical experience and institutional development. European microstates show particularly high historical identification, likely reflecting their unique historical circumstances as surviving independent entities in an increasingly integrated European context. (Petersen, De Boer, Spierings, & Van de Velde, 2020; Royuela & López-Bazo, 2020)

OWN CULTURE

Figure 4 shows the average results from 2019-2024 in relation to the answer option of own culture (traditions, customs, music, …) as the main regional characteristic. The highest average approval ratings are found in El Bierzo with 75.0%. The lowest average approval ratings, however, are found in the Île-de-France with 6,8%. Among the 77 regions, in which on average more than 25% of their participants rated their own culture as the main regional characteristic, one can find all Italian regions, all Spanish autonomous communities and cities and all surveyed regions in the UK.

Over the years, the Italian regions show an average of 51%, making them the group with the highest average score for the importance of their own regional culture. The Spanish autonomous communities and cities are in second place with an average of 48.1%, followed by the UK regions with an average of 43.6%, the French regions with an average of 41.7%, the German federal states with an average of 38.1% and the European micro nations with an average of 36%. The average approval ratings are lowest in the European small states with an average of 11,5%.

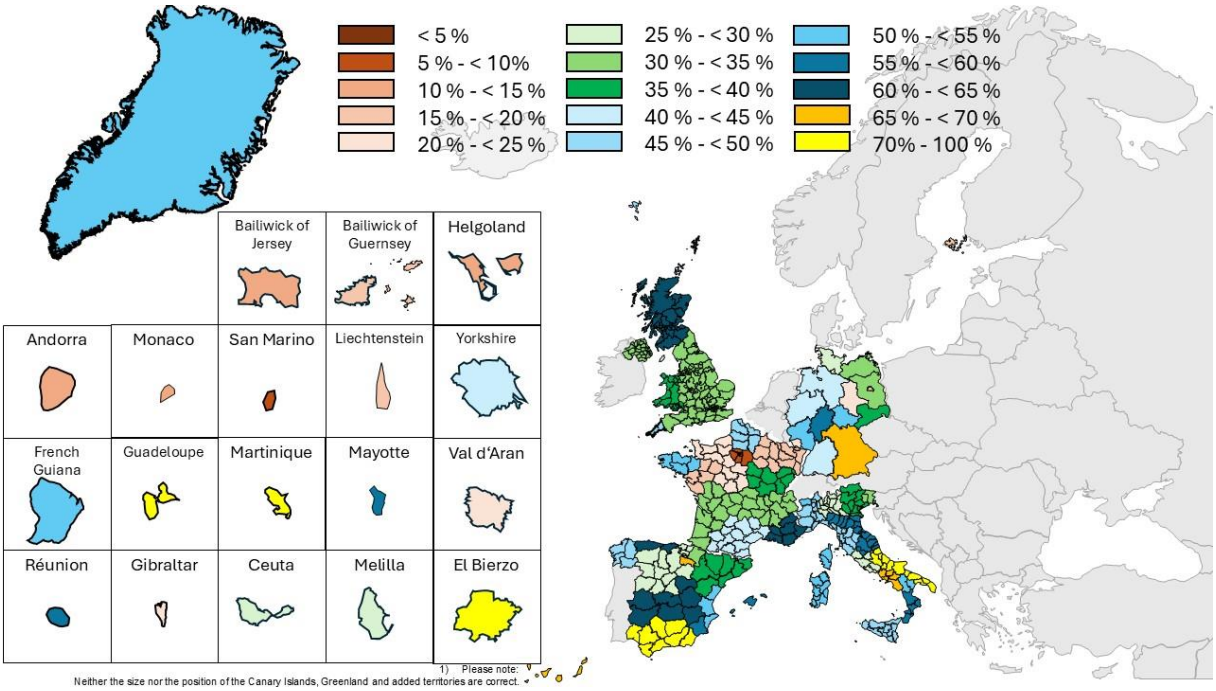

Figure 4: Average results (2019-2024) regarding the option "own culture (costumes, traditions, music, ...)"

The overwhelming dominance of cultural characteristics as regional identifiers (64% of regions) provides strong empirical support for Social Identity Theory's predictions about group categorization processes. Culture offers the most accessible and emotionally resonant basis for regional distinctiveness, encompassing tangible practices (traditions, customs, music) that individuals can directly experience and share. (Welch Larson, 2017; Chu, 2008)

This cultural primacy varies systematically across region types, with Italian regions showing the highest average cultural identification (51.0%) followed by Spanish communities (48.1%). These variations align with theoretical predictions about how national institutional contexts shape regional identity formation. In centralized states like France, regional cultural identity may face greater competition from national identity, explaining the lower average cultural identification (41.7%). (Bergbauer, 2018; Rumelili, 2025)

UNIQUE SOCIETAL NORMS

Figure 5 shows the average results from 2019-2024 in relation to the answer option of unique societal norms as the main regional characteristic. The highest average approval ratings are found in Berlin with 16.3% and in Yorkshire with 16 %. The lowest average approval ratings, however, are found in El Bierzo with 0.0% and in San Marino with 0.4%. There are no regions, in which on average more than 25% of their participants rated their own culture as the main regional characteristic.

Over the years, the surveyed regions of the UK show an average of 8.9%, making them the group with the highest average score for the importance of their unique societal norms. The European small states are in second place with an average of 7.9%, followed by the German federal states with an average of 6.9%, the European micro nations with an average of 5.2%, the French regions with an average of 4.7% and the Italian regions with an average of 3.8%. The average approval ratings are lowest in the Spanish autonomous communities and cities with an average of 2.8%.

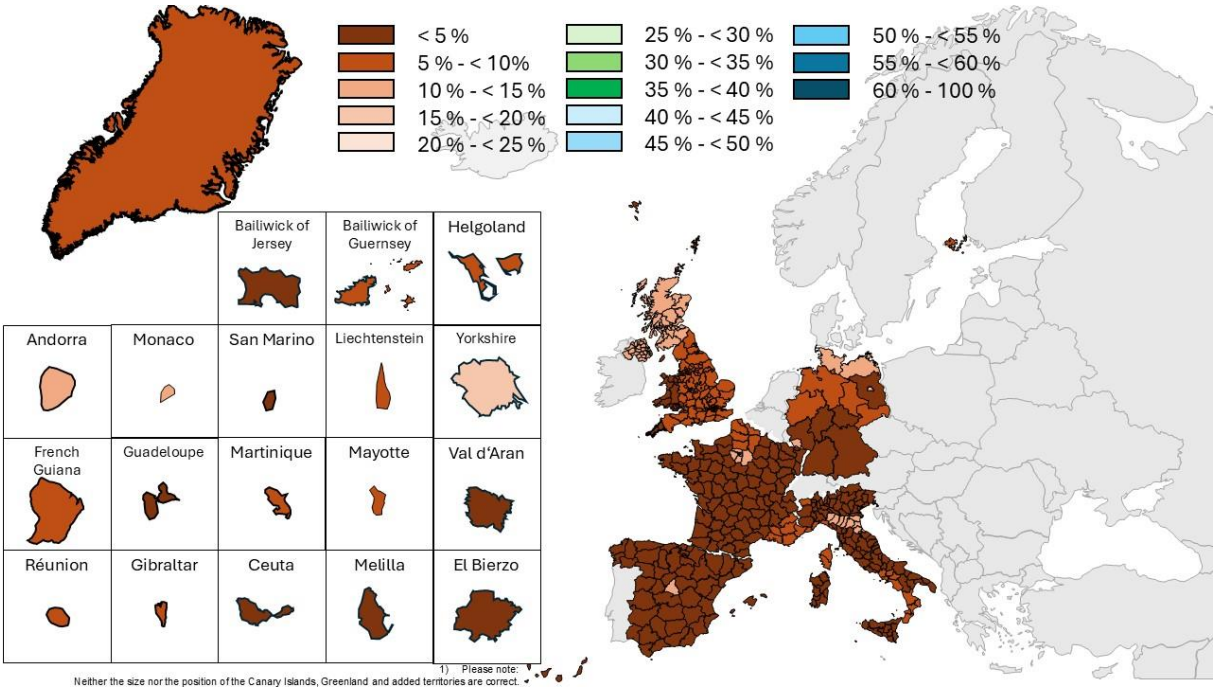

Figure 5: Average results (2019-2024) regarding the option "unique societal norms"

POLITICAL AUTONOMY

Figure 6 shows the average results from 2019-2024 in relation to the response option of political autonomy as the most important regional characteristic. The highest average approval ratings are found in Åland with 30.3 %. In contrast, the lowest average approval rates are found in Yorkshire, La Réunion, Shetland, Calabria, Martinique, Campania, Mayotte, Guadeloupe, Orkney, Abruzzo and Centre-Val de la Loire, each with an average of 0%. The 12 regions in which an average of more than 10% of participants rated their political autonomy as the most important regional characteristic include all small European states and 4 of the 12 European autonomous micronations.

The small European states have an average score of 20.6% over the years, making them the group with the highest average score for the importance of their political autonomy. In second place are the European autonomous microstates with an average of 8.3%, followed by the German federal states with an average of 4.2%, the Italian regions with an average of 3.4%, the Spanish autonomous communities and cities with an average of 3% and the regions surveyed in the United Kingdom with an average of 1.8%. The average approval ratings are lowest in the French regions with an average of 1.1%.

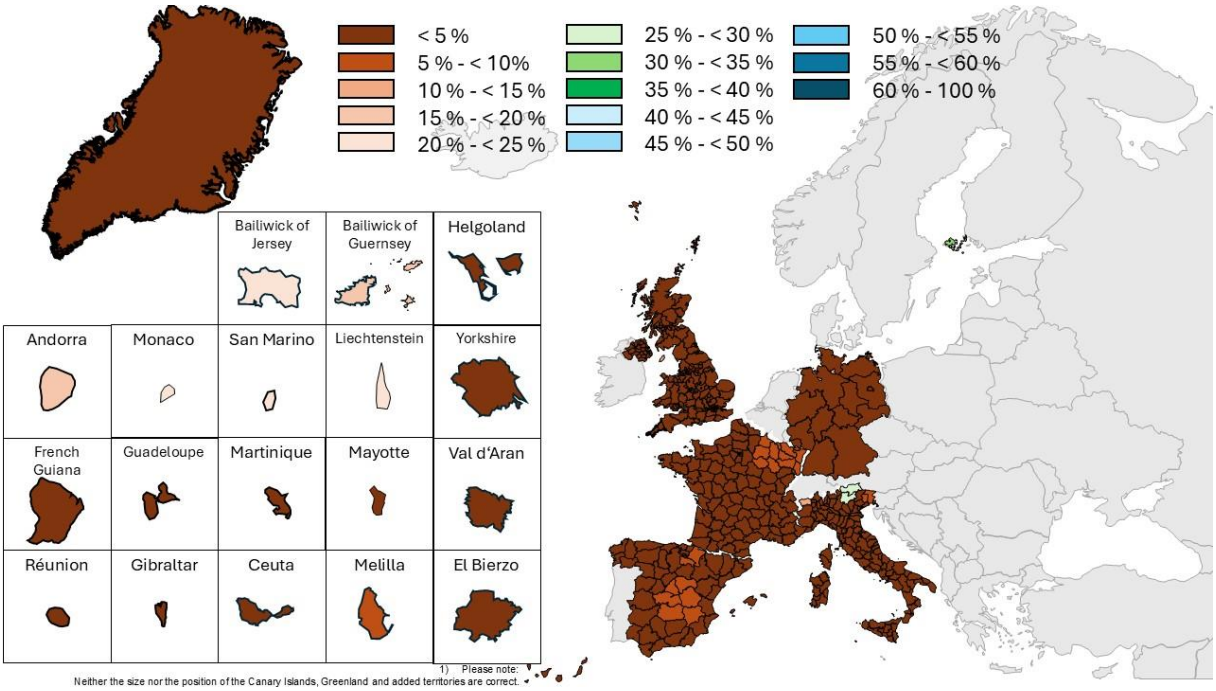

Figure 6: Average results (2019-2024) regarding the option "political autonomy"

INDEPENDENT ECONOMY

Figure 7 shows the average results from 2019-2024 in relation to the response option of the independent economy as the most important regional characteristic. The highest average approval ratings are found in Lombardy with 42.1 %. In contrast, the lowest average approval ratings are found in Aragón, Saxony-Anhalt, Andalusia, Corsica, Berlin, French Guiana, Yorkshire, Shetland, Martinique, Guadeloupe and Orkney, each with an average of 0%. The 14 regions in which an average of more than 10% of participants categorised their independent economy as the most important regional characteristic include 3 of the 4 European microstates and 3 of the 12 European autonomous microstates.

The small European states have an average of 13.4% over the years, making them the group with the highest average value for the importance of their independent economy. In second place are the European autonomous microstates with an average of 4.7%, followed by the French regions with an average of 4%, the Italian regions with an average of 3.9%, the German federal states with an average of 3.6% and the Spanish autonomous communities and cities with an average of 1.8%. The average approval ratings are lowest in the UK regions surveyed, with an average of 0.8%.

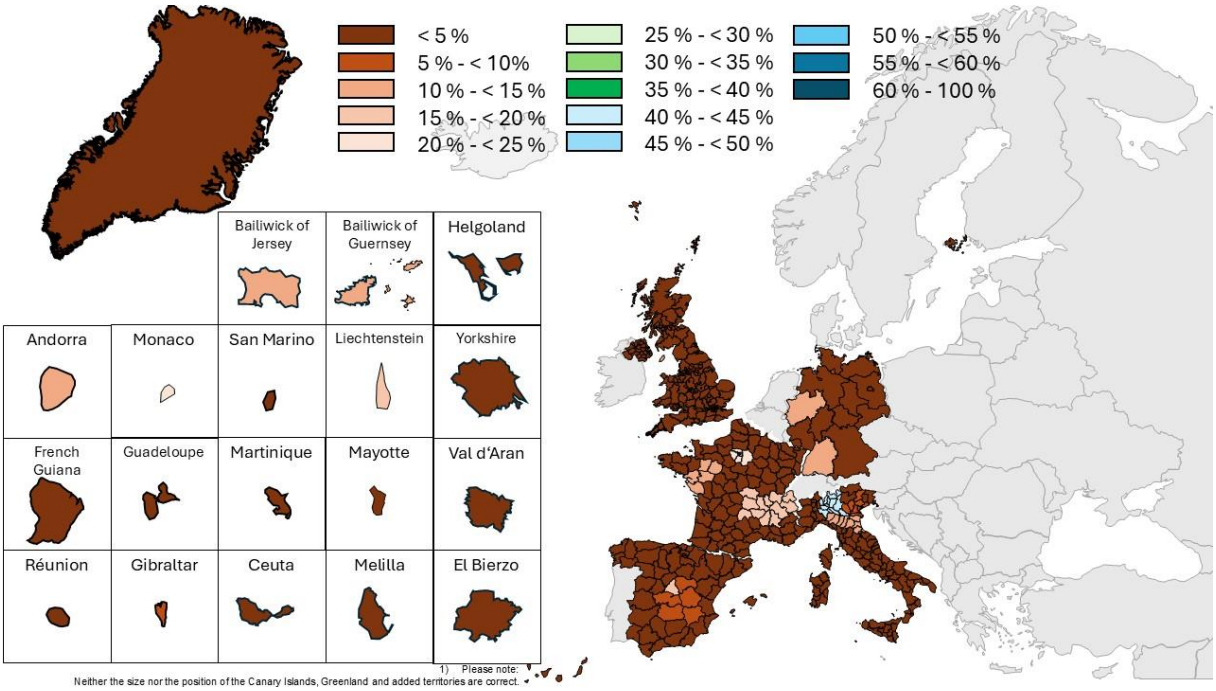

Figure 7: Average results (2019-2024) regarding the option "independent economy"

OTHER

Figure 8 shows the average results from 2019-2024 in relation to the response option of other characteristics as the most important regional characteristic. The highest average approval ratings are found in Grand Est with 47.9% and Pays-de-la-Loire with 45.8%. In contrast, the lowest average approval ratings are found in Orkney with 2.4%, Guadeloupe with 2.0% and Shetlands with 1,8%. The 9 regions in which an average of more than 25% of participants categorised another most important regional characteristic include 5 French regions, 2 Spanish autonomous communities and 2 German states.

The French regions have an average of 18.4% over the years, making them the group with the highest average value for the importance of other characteristics. In second place are the German federal states with an average of 15.2%, followed by the Spanish autonomous communities and cities with an average of 10.8%, the Italian regions with an average of 10.5%, the UK regions surveyed with an average of 7.9% and the European autonomous micronations with an average of 7.7%. The average approval ratings are lowest in the European small states, with an average of 6.1%.

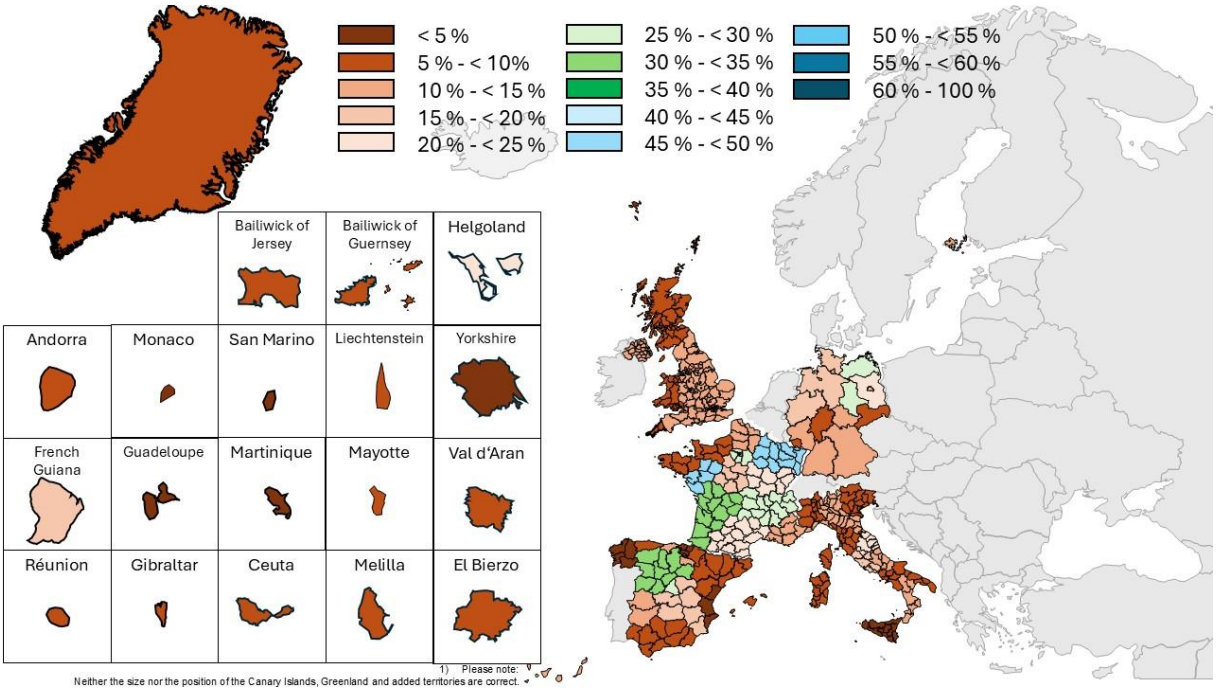

Figure 8: Average results (2019-2024) regarding the option "Other, please specify:"

Discussion and Correlations

The reasons for these results are very complex and some even speculative.

The choice of one's own language is striking: among the German federal states, the highest results in Saarland (Ø 18.2%) and Saxony (Ø 13.2%) are certainly influenced by the state support and promotion of the minority languages French and Upper Sorbian. (Krämer, 2020; Pastor, 1997) The relatively low importance of the language in the majority of French regions (with the exception of Brittany, Occitanie and Mayotte) could be due to France's relatively restrictive language policy. (Brandtjen, 2024) Whether the relatively high averages in Italy are due to the theoretically strong protection of Italian minority languages is a speculative guess.

Regarding the option of developing one's own regional culture, the feedback from participants from the French regions is noteworthy. Dissatisfaction with the territorial reorganization and the resulting lack of connection to cultural groups was repeatedly mentioned, especially in Grand Est and Pays de la Loire. The relatively strong sub-regional identities lead to less importance and recognition of an overall regional culture. (Brandtjen, 2024) In the regions of the United Kingdom surveyed, the importance of one's own regional culture appears to be linked to an active independence movement or a regional struggle for greater autonomy. Overall, the high approval ratings for own culture (traditions, customs, music, ...) appear to be due to the fact that the term culture is blurred, which can lead to participants including everything, including the language and history of the region.

Among the German federal states, the surveyed regions of the United Kingdom, and the European micronations, a north-south divide is evident regarding their own regional social norms. Whether this is related to climatic conditions is purely speculative.

The significance of political autonomy appears to be very important for city states. The disproportionate political power in Berlin as the federal capital seems to reduce this importance. Unlike

in Berlin, the capital city status of Madrid appears to have a different effect, showing an outstanding result among the Spanish regions. The island results for Galicia and Asturias are also noteworthy. The regional ties of the latter are mentioned in Spanish speech: ‘Gallegos, Asturianos; primos, hermanos’. Whether their similar results are based on this is purely speculative. The relatively low French results regarding the importance of current regional political autonomy could be explained by the very strong centralization of France. The above Italian average figure for Trentino-Alto Adige regarding this option could be an effect of the particular distribution of power in the respective provinces. A speculative reason for the outstanding values of Valle d'Aosta could be its size compared to the other regions and its cultural connection to the neighbouring French regions The relatively low results of Cornwall and Yorkshire could be explained by the low level of regional autonomy compared to other UK regions. The Scottish and Northern Irish high scores could be the result of their relatively strong autonomy and individual jurisdiction compared to Wales and England. The English relatively moderate scores are surprising given that England is the hegemonic power within the UK and does not have a devolved parliament. The cultural differences of Åland to the rest of Finland and the fact that the Crown Dependencies are not part of the United Kingdom could be the reason for the high significance of regional political autonomy. The relatively low degree of autonomy of the other European micronations could reflect their relatively low values. On the other hand, the relatively high results of the small European states are certainly an expression of their long-standing efforts to protect their statehood in combination with their relatively small size and the associated lack of human and financial resources compared to larger states.

The relatively high importance of economic independence for Hamburg appears to be explained by its status as Germany's most important port and its nickname as the "Gateway to the World." In Baden-Württemberg, it appears to be due to the number of global market leaders based there, and in North Rhine-Westphalia, to the fact that it is the most populous and economically strongest federal state. Among the French regions, a core-periphery pattern appears for this main regional characteristic. This could again be explained by the strong centralization of France and thus the financial dependence of the capital region. The importance of the UK region’s own economies clearly relates again to their current regional economic autonomy. Therefore, the relatively highest value is also found in the hegemonic region of England. Regarding the UK's dependent territories, geographical proximity to the UK appears to increase the importance of their own economies. The relatively high values of the small European states could again reflect their long-standing efforts to protect their statehood in combination with their relatively small size and the associated lack of human and financial resources compared to larger states.

Regarding the selection of further options as the main regional characteristic, the special situation of the French regions must be pointed out again. According to feedback from the participants, the high results are an expression of France's regional reform in 2015. The low values on the islands appear to be due to the importance of their own culture. The correlation with the average demographic data is first used to explain the results. Figure 9 shows the correlation values between the average results and the average demographic data provided over the years. Correlation coefficients between ±0 and ±0.1 show no correlation between the data. This includes 99 out of 196 correlation coefficients, which are not analysed further. It is striking that there is no correlation between the average results and the average proportion of participants with a master’s degree.

	Language	*history*	*culture*	*norms*	*political*	*economic*	*other*
Male	0,09629165	-0,0816564	0,02042444	-0,1426909	-0,1736326	0,0095397	0,14607254
Female	-0,074275	0,06632313	0,03397771	0,16257	0,2080543	-0,1300112	-0,2087553
Divers	-0,0523775	0,13978524	-0,2067216	-0,0542386	-0,0534604	0,06197658	0,28932133
Age 0-14	-0,1125587	-0,0056256	-0,0775272	-0,0132974	-0,0015034	0,18867285	0,1904121
Age 15-19	-0,1016756	-0,0815036	0,00890355	-0,1446591	-0,2882861	0,11490127	0,43346654
Age 20-29	0,05108467	-0,3295855	0,35751294	-0,3894654	-0,1086992	-0,0865495	0,02266418
Age 30-39	0,08549895	-0,0962078	0,04443325	-0,3173891	0,18041283	-0,0029631	-0,0565782
Age 40-49	0,18909066	0,06366591	-0,0557872	-0,1268426	0,21553646	-0,1064559	-0,2387826
Age 50-59	-0,0246988	0,18108712	-0,2149356	0,4109271	0,15950583	0,06727223	-0,1572805
Age 60 or more	-0,0948793	0,17660357	-0,119792	0,32541033	-0,0496315	-0,0184691	0,00384102
No degree	-0,1668518	0,24219469	-0,0745067	0,12635413	0,02568548	0,06556348	-0,1334388
lower degree	-0,1546926	0,12972014	-0,2070744	0,26251915	-0,0462397	0,11642149	0,26429349
degree for uni	-0,0778004	0,01863417	-0,0734865	0,00953681	-0,0831663	0,0286421	0,26120014
vocational training	0,23305884	-0,0832593	-0,1192761	-0,1012986	0,41447118	-0,0536433	-0,1769439
Bachelor	0,21045269	0,00883778	0,04794345	-0,0873107	0,14895861	-0,0804117	-0,4180964
Master	-0,0683664	-0,0043312	0,09493549	-0,0980228	-0,0947384	-0,0348151	0,048994
PhD	-0,0523215	-0,1311255	0,24920882	-0,2247334	-0,1762935	-0,0045035	-0,0105579
Other education	-0,1411708	0,09637794	-0,1052267	0,27093637	-0,043007	0,00080512	0,16880431
Pupi / student / trainee	-0,0861315	-0,2099721	0,18703956	-0,2761041	-0,3356179	0,04531083	0,38847027
Employee	0,2445082	-0,0023861	-0,1634408	0,00349809	0,37596812	0,01534759	-0,2555995
Self-employed	0,05029589	0,19022231	-0,0695921	-0,0746987	0,20915357	-0,0269658	-0,3547
Unemployed	-0,1362081	-0,126396	0,3510262	-0,1300315	-0,2366677	-0,2369433	0,04914114
Retired Person	-0,1169313	0,15715751	-0,1077869	0,32286596	-0,0760227	0,00512067	0,03812902
Other profession	-0,1450732	-0,026132	0,04552236	-0,0203679	-0,0290635	0,0672157	0,10858914
0 - 400 per week	-0,0373717	-0,1760113	0,40551042	-0,3809816	-0,4696177	-0,2499728	0,16514621
401 - 500 per week	0,06396428	-0,0498141	0,21258118	-0,2350081	-0,1324868	-0,1231562	-0,1396759
501 - 700 per week	0,13912887	0,07601977	-0,1887717	0,07872534	0,1356377	-0,0156323	-0,0100458
701 per week or more	-0,0580144	0,12565801	-0,334871	0,37769578	0,36035171	0,24437284	-0,0422421

Figure 9: Correlations between the average results and the average demographics

Correlation coefficients between ±0.1 and ±0.3 show a weak correlation. This includes 120 of the 196 R values. The correlation values between ±0.3 and ±0.5 show a moderate correlation. This includes 21 combinations. Strong or very strong correlations, i.e. R-values greater than ±0.5, are not found. The

medium correlations are therefore explained in the foreground. There are no medium correlations among the gender data. Of these 21 combinations, 11 show no correlation.

The average selection of own language as the main regional characteristic shows no average correlation with the average demographic information. The same applies to the option of own independent economy.

With an R value of -0.32958549, the only moderate correlation is shown between the age group of 20–29-year-olds and own history as the main regional characteristic. The larger the proportion of this age group among the participants, the less important their own regional history is on average.

The correlation coefficients for this age group, the group of unemployed and those belonging to the lowest income group show a positive moderate correlation with the option of one's own regional culture. It follows that the greater the average shares of these groups, the greater the importance of one's own culture as a main regional characteristic. In contrast, a negative moderate correlation is shown between the highest income group and own culture.

Unique social norms show a negative moderate correlation with the age groups of 20-29- and 30–39-year-olds and the lowest income group. On the other hand, there is a positive moderate correlation with the 50-59 and 60+ age groups and the highest income group.

The choice of political autonomy as the main regional characteristic correlates, on average, with a positive moderate correlation with the vocational training education group, the white-collar workers group, and the highest income group. A negative moderate correlation, however, is found among students, trainees, and interns, as well as the lowest income group

The selection of another option as the main regional characteristic depends positively and moderately on the proportion of participants aged 15-19 and students, trainees, and interns. However, it depends negatively and moderately on the proportion of participants with bachelor's degrees and the self-employed.

The correlation analysis reveals theoretically meaningful patterns in identity formation. Younger participants (20-29 years) and economically vulnerable groups show stronger cultural identification, while older participants prefer social norms as regional characteristics. These patterns align with identity formation theories suggesting that cultural identity provides psychological resources for navigating uncertainty and social change. (Davis, 2008)

The finding that cultural importance increases among economically vulnerable groups supports Social Identity Theory's predictions about identity as a resource for positive self-regard when other sources of esteem are limited. Regional cultural identity may serve compensatory functions for individuals facing economic challenges. (Chu, 2008; Brandtjen, 2021; Welch Larson, 2017)

SOCIAL IDENTITY THEORY VALIDATION

The empirical findings provide robust support for Social Identity Theory's core predictions about group identification processes. The dominance of cultural characteristics reflects the theory's emphasis on symbolic and expressive dimensions of group membership. The demographic correlations support predictions about identity serving self-esteem functions, particularly for marginalized groups. (Welch Larson, 2017; Jieyi & Chau Ki, 2024)

However, the results also suggest extensions to traditional Social Identity Theory. The nested nature of regional, national, and European identities requires more complex models of multiple group membership than originally theorized. Future theoretical development should address how individuals manage multiple territorial identities simultaneously. (Meisenbach & Kramer, 2014; Aksoy, 2017)

CONSTRUCTIVIST FRAMEWORK CONTRIBUTIONS

The findings strongly support constructivist approaches emphasizing the socially constructed nature of regional identity. The variation in identity patterns across national contexts demonstrates how institutional and political factors shape which potential identity markers become socially meaningful. The temporal stability of cultural identity across the survey period suggests that while identities are constructed, they achieve sufficient institutionalization to persist over time. (Rumelili, 2025; Sedlacek, Kurka, & Maier, 2009; Ilovan & Istrate, 2021)

The French case provides particularly compelling evidence for constructivist dynamics. The territorial reorganization of 2015 disrupted established regional identities, leading to high selection of "other" characteristics in affected regions. This natural experiment demonstrates how institutional changes can destabilize identity constructions.

NESTED IDENTITY DYNAMICS

The results illuminate complex dynamics of nested territorial identities predicted by multilevel identity theories. Regional cultural identity appears to occupy a particularly stable position in nested identity hierarchies, serving as a bridge between local experiences and broader territorial attachments. The compatibility between strong regional cultural identity and broader European identification suggests that nested identities can be mutually reinforcing rather than competitive. (Aksoy, 2017; Meisenbach & Kramer, 2014; Bergbauer, 2018)

Conclusion

This study's theoretical framework provides a foundation for understanding regional identity formation but faces several limitations. The survey methodology captures identity preferences at specific moments but cannot fully illuminate the dynamic processes through which identities are constructed and maintained. Future research should employ longitudinal and ethnographic methods to trace identity formation processes over time.

The correlation analysis reveals associations between demographic characteristics and identity preferences but cannot establish causal relationships. Experimental and quasi-experimental designs could help identify the mechanisms through which economic vulnerability, age, and other factors influence regional identity formation.

Cross-national variations in identity patterns suggest the need for more detailed institutional analysis. Comparative research examining how specific policy configurations shape regional identity salience would enhance our understanding of constructivist dynamics.

This study provides the first comprehensive theoretical framework for understanding regional identity formation across Europe, anchoring extensive empirical findings within established identity formation theories. The dominance of cultural characteristics as regional identifiers validates Social Identity

Theory's predictions about group categorization processes while demonstrating the socially constructed nature of regional belonging predicted by constructivist approaches.

The findings reveal regional identity as a complex phenomenon operating through multiple theoretical mechanisms. Cultural identity provides the symbolic and expressive foundation for regional distinctiveness, while historical consciousness contributes temporal depth and narrative coherence. Language, political autonomy, and economic factors serve as contextually important markers shaped by specific institutional and historical circumstances.

The nested nature of European territorial identities suggests that regional belonging operates as a stable intermediate level between local experiences and broader national or European attachments. Rather than competing with higher-level identities, regional cultural identity appears to facilitate multilevel belonging by providing accessible and meaningful connections to place.

These theoretical insights have important implications for European integration and regional policy. Understanding regional identity formation processes can inform policies aimed at strengthening territorial cohesion while respecting regional diversity. The findings suggest that supporting regional cultural identity may actually facilitate rather than hinder broader European identification.

The complex interplay between cultural, historical, linguistic, political, and economic factors in shaping regional identity underscores the multifaceted nature of territorial belonging in contemporary Europe. As European integration continues to evolve, understanding these identity formation processes will remain crucial for building inclusive and cohesive societies that honour both unity and diversity.

Bibliography:

Aksoy, M. (2017). *A Comparison of Nested and Cross-Cutting Common Ingroup Identities and the Role of Ingroup Projection, Distinctiveness and Intergroup Threat on Outgroup Attitudes.* Enschede: University of Twente. Retrieved from https://essay.utwente.nl/72719/1/Aksoy_BA_BMS.pdf

Assmann, A. (1999). *Zeit und Tradition.* Cologne: Böhlau.

Bergbauer, S. (2018). *Explaining European identity formation.* Cham: Springer.

Bimmer, A. C. (2001). Brauchforschung. In R. W. Brednich, *Grundriß der Volkskunde. Einführung in die Forschungsfelder der Europäischen Ethnologie* (3. ed., pp. 445-468). Berlin: Reimer-Verlag.

Birket-Smith, K., & Dietschy, H. (1956). *Geschichte der Kultur. Eine Allgemeine Ethnologie* (3. ed.). Zürich: Orell Füssli.

Brandtjen, R. B. (2019). *Europeanized Separatism and Micro-Nations - Secession to gain full EU-Membership? An Analysis of the Isle of man and the Faroe Islands.* Hamburg: Verlag Dr. Kovač.

Brandtjen, R. B. (2021). *The Valley and the Rock: Europeanized Separatism and Iberian Micro-Nations.* Hamburg: Verlag Dr. Kovač.

Brandtjen, R. B. (2024, Mai). (Minority-) Language as an economic factor for prosperity? *IU Discussion Papers*(4 (5)). Retrieved from https://hdl.handle.net/10419/294844

Brandtjen, R. B. (2024, February). Castilla y León -Spain in a smaller size; An Analyse of collective Identities and Wish for Autonomy. *IU Discussion Papers*(4 (1)). Retrieved from https://hdl.handle.net/10419/284390

Brandtjen, R. B. (2024, October). Regional desired Degree of Autonomy. *IU Discussion Papers*(4 (12)). Retrieved from https://res.cloudinary.com/iugroup/image/upload/v1729057563/DP_WIRTSCHAFT_2024_4_Brandtjen_xnk7ha.pdf

Burke, P. (2013). *What is Cultural History?* Cambridge: Wiley.

Busche, H. (2000). Was ist Kultur? Die vier historischen Grundbedeutungen. *Dialektik. Zeitschrift für Kulturphilosophie*(1), 69-90.

Chika Omenukwa, P. (2024, September). On the interdependence between language and culture. *Journal of Contemporary Research in Social Science*(6 (2)), 61-71. doi:10.55214/26410249.v6i2.2023

Chingiz Veliyeva, N. (2015, May). Synergetics of the Language, National Consciousness and Culture by Globalization. *International Journal of English Linguistics*(5 (3)), 154-164. doi:doi:10.5539/ijel.v5n3p154

Chu, H. I. (2008). Social Identification. In W. A. Darity Jr. (Ed.), *International Encyclopedia of the Social Sciences* (2. ed., Vol. VII, pp. 593-594). Detroit.

Colomer, J. M. (2007). *Great Empires, Small Nations: The uncertain future of the sovereign state.* London.

Davis, J. A. (2008). Identity, Social. In W. A. Darity Jr. (Ed.), *International Encyclopedia of the Social Sciences* (2. ed., Vol. III, pp. 555-556). Detroit.

Ebner, A. (2013). Soziale Marktwirtschaft im Wandel: Ethik und Wirtschaftskultur im Zeitalter der Globalisierung. In J. H. Quandt, C. Schank, & K. Vorbohle (Eds.), *Unternehmen in Globaler Verantwortung* (pp. 81-102). Munich: Rainer Hampp Verlag.

Färber, A. (2022). Identität. In B. Schmidt-Lauber, & M. Liebig, *Begriffe der Gegenwart. Ein kulturwissenschaftlicher Glossar* (pp. 143-152). Wien: Böhlau-Verlag.

Germ, J. (2022). *What is Culture? Definition and Foundations of the Concept of Culture.* München: GRIN Verlag.

Goldmann, K. (2001). Introduction. In K. Goldmann, & K. Gilland (Eds.), *Nationality versus Europeanisation: The National View of the Nation in Four EU Countries* (pp. 1-20). Stockholm.

Groh, A. (2019). *Theories of Culture.* London: Routledge.

Hale, H. E. (2008). *The Foundations of Ethnic Politics: Separatism of States and Nations in Eurasia and the World.* Cambridge.

Hasanova, S. (2014, November). Linguo-Cultural Aspect of Interrelation of Language and Culture. *International Journal of English Linguistics*(4 (6)), 160-166. doi:10.5539/ijel.v4n6p160

Helleiner, E. (1998, August 1). National Currencies and National Identities. *American Behavioral Scientist (ABS), 41*(10), pp. 1409-1436. doi:https://doi.org/10.1177/0002764298041010004

Henders, S. J. (2010). *Territoriality, Asymmetry, and Autonomy: Catalonia, Corsica, Hong Kong, and Tibet.* New York.

Hölscher, M. (2006). *Wirtschaftskulturen in der erweiterten EU.* Wiesbaden: VS Verlag für Sozialwissenschaften. doi:10.1007/978-3-531-90224-1_3

Holtmann, E. (2000). *Politiklexikon* (3 ed.). München.

Ilovan, O.-R., & Istrate, M. (2021). Territorial Identities and Heritage. A Constructivist Approach. *Journal of Settlements and Spatial Planning*(7 (2021)), 1-4. doi:10.24193/JSSPSI.2021.7.01

Jaeger, F. (2011). Geschichte. In S. Jordan (Ed.), *Lexikon Philosophie - Hundert Grundbegriffe* (p. 109). Ditzingen: Reclam.

Jieyi, H., & Chau Ki, J. (2024, April 04). Social identity and social integration: a meta-analysis exploring the relationship between social identity and social integration. *Frontiers in Psychology*(15 - 2024). doi:10.3389/fpsyg.2024.1361163

Jing, Y. (2024). The Role of Renaissance History on the Development and Promotion of Culture. *Transactions on Social Science, Education and Humanities Research*(12), 325-329. doi:10.62051/rp110c90

Krämer, P. (2020, January). French in Saarland: Attitudes towards Multilingualism and Language Policy within the Framework of the France Strategy Französisch im Saarland: Einstellungen zu Mehrsprachigkeit und Sprachpolitik im Rahmen der Frankreichstrategie. *Zeitschrift für französische Sprache und Literatur*(129 (1)), 31-71. doi:10.25162/zfsl-2019-0002

Kumari, R. (2024, July-December). Shaping Societal Realities: the Dynamicrelationship between Language and Social Norms. *International Journal of Cultural Studies and Social Sciences, 20*(2 (6)), 118-123.

Lorenzmeier, S., & Rohde, C. (2003). *Völkerrecht schnell erfasst.* Berlin.

Martinez, M. G. (2023). *Sojourners in the Capital of the World - Garifuna immigrants.* Fordham: Fordham University Press.

Meisenbach, R. J., & Kramer, M. K. (2014). Exploring Nested Identities: Voluntary Membership, Social Category Identity, and Identification in a Community Choir. *Management Communication Quarterly*(28 (2)), 187-213. doi:10.1177/0893318914524059

Minkov, M., Blagoev, V., & Hofstede, G. (2012). The Boundaries of Culture: Do Questions About Societal Norms Reveal Cultural Differences? *Jounal of Cross-Cultural Psychology*(XX (X)), 1-13. doi:10.1177/0022022112466942

Moebius, S., & Quadflieg, D. (2006). *Kultur. Theorien der Gegenwart.* Wiesbaden: VS-Verlag.

Mosterín, J. (2009). *La cultura humana.* Madrid: Espasa Calpe.

Pastor, T. (1997). *Die rechtliche Stellung der Sorben in Deutschland.* Bautzen: Domowina-Verlag.

Petersen, N. H., De Boer, D., Spierings, B., & Van de Velde, M. (2020). *The Historical Evolution of Regionalizing Identities in Europe.* Bern: Peter Lang.

Raza Khan, K. (2009). Two Languages with One Culture: Problems in Communication. In N. Hussain, A. Ahmed, & M. Zafar, *English and Empowerment in the Developing World* (pp. 191-198). Cambridge: Cambridge Scholars Publishing.

Reeves-Ellington, R. H. (2010). *What is Culture? Generating and Applying Cultural Knowledge.* Lewiston: Edwin Mellen Press.

Royuela, V., & López-Bazo, E. (2020). Understanding the process of creation of European identity – the role of Cohesion Policy. *Investigaciones Regionales - Journal of Regional Research*(46), 51-70.

Rumelili, B. (2025). Regionalism and Constructivism: Gains and Promises. *International Relations*(12 (46)), 169-185.

Schmidt, M. G. (2010). *Wörterbuch zur Politik* (3 ed.). Stuttgart.

Sedlacek, S., Kurka, B., & Maier, G. (2009). Regional Identity: A Key to overcome Structural Weakness in Peripheral Rural Regions? *European Countryside*(4), 180-201. doi:10.2478/v10091-009-0015-3

Shils, E. (2006). *Tradition.* Chicago: University of Chicago Press.

Solo, J., & Nuruddin. (2024, December). Exploring the philosophy of language: Scope, History, and its connections with culture and literature. *Dialectical Literature and Education Journal*(9 (2)), 64-71. doi:10.51714/dlejpancasakti.v9i2.120.pp.64-71

Sorochuk, L., & Tovmash, D. (2024, November). Ukrainian Culture and Language as a Factor for National Identity. *Almanac of Ukrainian Studies*(35 (35)), 84-90. doi:10.17721/2520-2626/2024.35.11

Vorng, P. (2025). History, Culture, and Society: Legal Anthropology-Understanding the Intersection of Law and Society. *Law & Society Review*(2025 (0003)). doi:10.1234/2025-VP-004

Welch Larson, D. (2017). Social Identity Theory: Status and Identity in International Relations. In *Oxford Research Encyclopedia of Politics.* Oxford: Oxford University Press. doi:10.1093/acrefore/9780190228637.013.290

Annex:

WHAT DO YOU THINK IS THE MOST CHARACTERIST OF [THE CORRESPONDING REGION]?	
Abbruzzian	Pe tte, cchi è la caraciristeche più tipica de l'Abrùzzu?
Albanian	Cila mendoni se është tipari më karakteristik i …?
Alsatian	Wàs, éirer Meinùng nooch, màcht àm beschte de … üss?
Aragonese	Que creye vusté que ye o más carauteristico d' …?
Aranese	Qué cre vosté qu'ei çò mès caracteristic de ...?
Arpetan	Què est-cen que, d'aprés vos, reprèsente lo més …?
Asturian	¿Qué cree vusté que ye lo más carauterístico d'…?
Balear Catalan	Què creu que és es més característic des ...?
Barese	Secunno a vustè tan fasca d'u …?
Basque	Zer uste duzu dela … bereizgarriena??
Breton	Petra, hervezoc'h, a skeudenn ar gwellañ...?
Burgundian	Què-cé qué, selon voussôtes, ço qu' i représente l'plus, ên… ?
Castillian (Spanish)	¿Qué cree usted que es lo más característico de ...?
Catalan	Què creu vostè que és el més característic de…?
Cornish	Pandr'a dybowgh bos an moyha gnasek a ...?
Corsican	Chì pensate chì rapprisenta u più a …?
Croatian	Što je po vašem mišljenju najkarakterističnije obilježje Molisea?
Danish	Hvad karakteriserer … mest?
Doric Scots	Fit dae ye think is the maist characteristic o ...?
Dutch	Wat vertegenwoordigt … volgens u het meest?
Emilian	Secónd sòt quàl è la principàla cáratterìstega dël'…?
English	What do you think is the most characteristic of ...?
Eonavian	¿Qué cree usté qu'é lo máis característico d'...?
Extremadurian	Qué crei vusté que es lo mas propiu de ...?
Faetano / Cellese	Pe ti, tóche te fate penzà de méje a la …?
Fala	¿Qué pensa que é o mais característicu de ...?
Faroese	Hvat er serliga eyðkenni …?
Finnish	Mikä on mielestäsi … ominaista?
French	Qu'est-ce qui, selon vous, représente le plus …?
Friulian	Cuale ise par te la carateristiche plui tipiche de …?

Galician	Que cre vostede que é o máis característico de ...?
Gallo Language	Qhi qe c'ét-ti qi, pour vous, erperzente le pus …?
Gallo-Italic of Sicily	Sigaun tu, qual è la caratteristica chjù sparticulära di la …?
Gallurese	Cal'è, sigundu te, la caratteristica più típica di la …?
German	Was ist Ihrer Meinung nach das typischste Merkmal des …?
Greek	Ποιο πιστεύετε ότι είναι το πιο χαρακτηριστικό γνώρισμα της περιοχής της Σικελίας;
Greenlandic	Suna … naleqqunnersaava?
Guernsey Norman French	Tchi qu'erpersente lé … lé mus?
Irish	Cad é an tréith is mó i …, dar leat?
Italian	Secondo lei qual è la caratteristica più tipica della …?
Ladin	Ciüna é pa, do Osta minunga, la carateristica plü tipica dl …?
Ligurian	Inta seu opinion, quæ a l'é a caratteristica ciù tipica dël …?
Lombard	Segond Luu/Lee, qual è-la la carateristega plussee tipega de …?
Lorrain	Qu'ôst-ce que, s'lon vos, r'prèsente lo pus' lo ...?
Lorraine Franconian	Eier Meening noo, wat representiert am Beschten et...?
Low Saxon (Low German)	Wat charaktereseert, Ehr Menen na, … an'n meest?
Lower Sorbian	Co charakterizěrujo, pó Wašom měnjenju, … nejwěcej?
Luxembourgish	Wat mengt Dir am meeschte representéiert de ...?
Manx Gaelic	C'red ta'n red smoo cowreydagh jeh ...?
Mòcheno	De beil ist ver enk s sèll as der … tipisch mòcht?
Neapolitan	Pe vvuje che r'è 'a cosa cchiù bbella c'appartène a' …?
Norman French	Seloun voute apercheu, quique ch'est qui représente le pus...?
North Frisian	Wat karakterisiaret, efter din meening, … am miasten?
Occitan	Qu'es-çò que, segon vos, represente lo plus…?
Picard	Quo ç' qui moute, pou ti, ce qui représinte l' puque...?
Piemontese	Second voi, qual a l'è la ròba pì tipica del …?
Poitevin-Saintongeais	Qu'ét-o çhi, pr vous, représente le meù la …?
Portuguese	Qual acha que é a característica mais característica da ...?
Réunion Creole French	Dapré ou, koça i rœprézante mié ...?
Romagnol	Sgand vo quale ch'l'è la carateréstica piò tepica dl …?
Sardinian	Cale est a pàrrere tuo sa caraterìstica prus tìpica de sa …?
Saterland Frisian	Wät moaket ätter Jou Meenenge … ap't maaste uut?
Scots	Whit dae ye feel maist characteryses ..?

Scottish Gaelic	Dè tha thu a ’smaoineachadh a tha nas cumanta ann an ...?
Sicilian	Secunnu tìa quali è a caratteristica chiù tipica d'a …?
Slovene	Kaj je po vašem mnenju najbolj značilna značilnost …?
Swedish	Vad tror du är det mest karakteristiska för …?
Tabarchino	Què a l'è segundu ti a caraterìstica ciü tìpica da …?
Tamazight	D acu i d ṣṣifa n …, akken tettwaliḍ?
Ulster Scots	Whit dae ye feel maist characteryses ...?
Upper Sorbian	Što charakterizuje, po Wašim měnjenju, … najbóle?
Valencian	Què creu vosté que és el més característic de...?
Venetian	Cuała zeła par voialtri ła caratarìstega pì tìpega de ła …?
Walser German (Formazza)	Nachlüt eich wellts éscht z tipischär Pchenntzeichä fam …?
Walser German (Isseme)	Was ischt, selon au, la caratteristica più tipica vam …?
Welsh	Beth ydych chi'n meddwl yw'r mwyaf nodweddiadol o ...?

RESPONDS OPTIONS IN EACH LANGUAGE

Abruzzian	Lingue pròpeje	'Na stòria única	Cultura pròpeje (tradizióni, costumi, mùseca,...)	Regole socie unique	Autonomia pulitiche	Ecunomia indipendente	Autro, specificare
Albanian	Gjuha vetanake	Një histori unike	Kultura vetanake (tradita, zakonet, muzika, ...)	Norma unike shoqërore	Autonomia politike	Ekonomi e pavarur	Tjetër, specifikoni:
Alsacian	Sini eijene Sproch	Sini einzich-àrtiche Gschìcht	Sini eijene Kültür (Tràdition, Brich, Müsik…)	Sini einzich-àrtiche soziàle Norme	Sini politische Äutonomie	Sini wìrtschàft-liche Ùnàbhangich-keit	Àndersch, soeje's Bscheid:
Aragonese	A suya propia luenga	A suya istoria unica	A suya propia cultura (tradizions, costumbres, mosica...)	As suyas normas sozials únicas	A suya autonomía política	A suya economía independién	Un atra; por favor, espezifique
Aranese	Era sua pròpria lengua	Era sua istòria unica	Era sua cultura unica (tradicions, costums, musica,...)	Es sues nòrmes sociaus uniques	Era sua autonomia politica	Era sua economia independenta	Un aute, se vos platz especificatz
Arpetan	Prôpro lengoua	Una histouère unica	Prôpro cultura (tradicion, cotemes, musica, ...)	Normas socials únicas	Ôtonomie política	Èconomie endèpendenta	Ôtro, marci de prècisar :

Asturian	La so propia llingua	La so historia única	La so cultura propia (tradiciones, costumes, música,...)	Les sos normes sociales úniques	La so autonomía política	La so economía independiente	Otra, por favor especifique :
Balear Catalan	Sa llengua pròpia	Sa seva història única	Sa cultura pròpia (tradicions, costums, música…)	Ses seves normes socials úniques	Sa seva autonomia política	Sa seva economia independent	Una altra, per favor especifiqui-sa:
Barese	Lengua propie	'Na stòria senza parìte	Cultur' propie (tradizione, usanze, musice,...)	Regole sociai senza parìte	Autunumia pulitica	Eccunomia indipennendente	Autre cchiaringhe
Basque	Bere hizkuntza propioa	Bere historia propioa	Bere kultura propioa (tradizioa, ohiturak, musika...)	Bere arau sozial propioak	Bere autonomia politikoa	Ekonomia independientea izatea	Beste bat, mesedez, zehaztu:
Breton	He yezh dibar	Hec'h istor dibar	He sevenadur dibar (hengoun, boazioù, sonerezh,..)	He c'hustumoù sokial dibar	Hec'h emrenerezh politikel	He dizalc'hiezh ekonomikel	Unan all, trugarez da resisaat :
Burgundian	Son propre langage	Son istourè particulière	Sa propre culteure	Ses propres règles sociales	Son indépendance politique	Sa propre indépendance économique	Ôtre, mersaï d'expléquer
Castillian (Spanish)	Su propia lengua	Su historia única	Su cultura propia (tradiciones, costumbres, música,...)	Sus normas sociales únicas	Su autonomía política	Su economía independiente	Otra, por favor especifique
Catalan	La seva llengua pròpia	La seva història única	La cultura pròpia (tradicions, costums, música…)	Les seves normes socials úniques	La seva autonomia política	La seva economia independent	Una altra. Si us plau, especifiqui:
Cornish	Hy yeth hy honan	Istori unnik	Hy gonisogeth hy honan (hengovyow, manerow, ilow...)	Usyow socyal unnik	Omrewl politek	Erbysiedh anserghek	Onan aral, skrifewgh py mar pleg
Corsican	A so propria lingua	A so storia unica	A so propria cultura (tradizione, usi, musica, etc.)	E so norme suciali uniche	A so autunumia pulitica	A so indipendenza economica	Altru, per piacè specificà :
Croatian	Vlastiti jezik	Jedinstvena priča	Vlastita kultura (tradicija, običaji, glazba, ...)	Jedinstvene društvene norme	Politička autonomija	Neovisna ekonomija	Ostalo, navedite:
Danish	Eget sprog	Unik historie	Egen kultur (tradition, skikke, musik, ...)	Unikke samfundsnormer	Politisk autonomi	Uafhængig økonomi	Andet. Vær venlig at uddybe:
Doric Scots	Ain leid	Speecial history	Ain heirskip (tradition, wyes, music,...)	Speecial societal norms	Political freedoms	Independent economy	Ither, please specifee:

Dutch	Zijn eigen taal	Zijn unieke geschiedenis	Zijn eigen cultuur (traditie, gewoonten, muziek,...)	Zijn unieke sociale normen	Zijn politieke autonomie	Zijn economische onafhankelijkheid	Andere, specificeren a.u.b.
Emilian	Lenga spècìa	Na stòria unica	Cultüra propria (tradiziòun, còstum, müsica,...)	Regul slamènt n unic	Autonomìa pulitìca	Economìa indipendèint	Auter, spécifar:
English	Own language	Unique history	Own culture (tradition, customs, music,...)	Unique societal norms	Political autonomy	Independent economy	Other, please specify:
Eonavian	A/la súa propia lingua / llingua	A/la súa historia única	A/la súa cultura propia (tradicióis, costumes, música,…)	As/las súas normas sociales únicas	A/la súa autonomía política	A/la súa economía independente	Outra, por favor especifique:
Extrema-durian	La su lengua propia	La su Estoria caraterística	La su coltura propia (tradicionis, costumbris, música,...)	Las sus normas socialis características	La su autonomía política	La su economía endependienti	Sotru. Haga'l favol d'especifical:
Faetano / Cellese	la lénne	la stórje	la cultùre de la paìje	la làje	l'autunumì de la pulìteche	l'écunumì che i deppénne da mancùnne	Ate
Fala	A sua propia língua	A sua história única	A sua cultura propia (tradiciõs, costumis, música...)	A suas normas sociais únicas	A sua autonomia política	A sua economia independienti	Oitru, por favor especifiqui:
Faroese	Egið mál	Makaleys søga	Egin mentan (siðvenja, siðir, tónleikur,…)	Egin samfelagsnormar	Politiskt sjálvræði	Óheftur búskapur	Annað – greið gjøllari frá:
Finnish	Oma kieli	Ainutlaatuinen historia	Oma kulttuuri (perinteet, puvut, musiikki,...).	Ainutlaatuiset yhteiskunnalliset normit	Poliittinen autonomia	Itsenäinen talous	Muu, tarkentakaa
French	Propre langue	Une histoire unique	Propre culture (tradition, coutumes, musique, ...)	Normes sociales uniques	Autonomie politique	Économie indépendante	Autre, merci de préciser :
Friulian	Lenghe proprie	Une storie uniche	Culture proprie (tradizion, costums, musiche,…)	Normis sociâls unichis	Autonomie politiche	Economie indipendente	Altri, specifiche:
Galician	A súa lingua propia	A súa historia única	A súa cultura (tradicións, costumes, música…)	As súas normas sociais únicas	A súa autonomía política	A súa economía independente	Outros, por favor especifique:
Gallo	Son parlement a yelle	Son istouere a yelle	Sa qhulture a yelle (tradicions, amouézeries, muziqe,...)	Ses réles sociales a yelle	Son aotonomie politiqe	Sa deheûderie economiqe	Aotr, en v'ermerciant de percizer :

Gallo-Italic of Sicily	Avar na ddangua sau la saua	Na stuoria ùnica	Avar la pruoria cultura (tradizziuoi, abitudini, mùsica...)	Cumpurtam ant ntra i cristiei ùnichi	Autonomia pulìtica	Economia indipendente	Ieutr causi, spiegàlu ban
Gallurese	Linga proppia	Una storia unica	Cultura proppia (tradiziòni, custumi, musica,...)	Réguli sociali unichi	Autonomia pulitica	Economia indippindènti	Altu, prizzisà:
German	eigene Sprache	Eigene einzigartige Geschichte	Eigene Kultur (Traditionen, Bräuche, Musik,…)	Einzigartige soziale Normen	Politische Autonomie	Unabhängige Wirtschaft	Keins davon. Bitte angeben:
Greek	Η δική της γλώσσα	Μοναδική ιστορία	Δικός της πολιτισμός (παράδοση, έθιμα, μουσική,...)	Μοναδικοί κοινωνικοί κανόνες	Πολιτική αυτονομία	Ανεξάρτητη οικονομία	Άλλο, παρακαλώ διευκρινίστε:
Greenlandic	Nammineq oqaatsit	Oqaluttuaq immikkuullarissoq	Nammineq kulturi (ileqqoq, pissuserissaarneq, nipilersorneq, …)	Inuiaqatigiinni ileqqoq immikkuullarissoq	Politikkikkut naalakkersuisoqarneq	Aningaasanik aqutsinermi kiffaanngissuseq	Alla. Itisileruk:
Guernsey Norman French	Sa proper langue	S'n histouaire partitchullière	Sa proper tchulture (traditiaon, coûteumes, musique,…)	Ses maunières sociétâles partitchullières	La libertaï d's États	S'n indépendànce écounoumique	D'aote tché, merci bian d'nous dire:
Irish	Teanga féin	Stair uathúil	Cultúr féin (traidisiún, nósanna, ceol, ...)	Noirm uathúla sochaíocha	Féinriail pholaitiúil	Geilleagar neamhspleách	Rud eile, sonraigh le do thoil:
Italian	Lingua propria	Una storia unica	Cultura propria (tradizione, costumi, musica,...)	Norme sociali uniche	Autonomia política	Economia indipendente	Altro, specificare:
Ladin	So lingaz	Na storia unica	Süa cultura (tradiziuns, usanzes, musiga,…)	Normes soziales uniches	Autonomia política	Economia independënta	D'ater, prëibel dé dant:
Ligurian	Unna seu lengua	Unna seu stöia	Unna seu coltua (tradiçioin, costummi, muxica...)	Unna soçietæ caratterizzâ da de costummans e uniche	L'autonomia política	Unn' economia independente	Quarcös'atro (da speçificâ chì sotta):
Lombard	La so lengua	Una storia unega	La so cultura (tradizion, abigliament, musega)	Norme sociai unege	Autonomia politega	Economia indipendenta	Olter, precisar:
Lorrain	Sè langue	S'n (h)istwêre è lu	Sè cultûre (tradition, coutumes, musique,…)	Ses normes sociâles è lu	S'n autonomie politique	S'n indépendance èconomique	Âte, merci d'prèciser:
Lorraine Franconian	Sein eijen Sprooch	Sein änzichartich Geschicht	Sein eijen Kultur (Tradition, Gebraich, Musick…)	Sein änzichartich sozial Normen	Sein politisch Autonomie	Sein wirtschaftlich Unabhängich-keet	Anner, prézisieren …

Low Saxon (Low German)	egen Spraak	egen eenmaalige Histoorje	egen Kultur (Traditioon, Bruuk, Musik,…)	Eenmaalige soziaale Regels	Politische Autonomie	unafhangig Hannel un Wannel	Wat heel anners. Bitte geevt Se dat an:
Lower Sorbian	Swójska rěc	Swójorazne tšojenje	Swójska kultura (tradicije, nałogi, muzika, …)	Jadnorazne socialne normy	Politiska awtonomija	Njewótwisne góspodaŕstwo	Nic wót togo. Pšosym pódaś:
Luxem-bourgish	Seng eege Sprooch	Seng eenzegarteg Geschicht	Seng eege Kultur (Traditioun, Gebräicher, Musek, etc.)	Seng eenzegaarte g sozial Normen	Seng politesch Autonomie	Seng wirtschaftlech Onofhängegk eet	Aner, präziséiert w.e.g.:
Manx Gaelic	Glare er-lheh	Shennaghys er-lheh	Cultoor er-lheh (tradishoony n, shenn-chliaghtagh yn, kiaull, as nyn lheid)	Cliaghtaghy n er-lheh yn theay	Hene-reill politickagh	Tarmaynys neuchrogheydagh	Red ennagh elley - cur ennym er, my sailt:
Mòcheno	De sai' sproch	De sai' gschicht	De sai' kultur (praich, tròchtn, musik,...)	De sai'na regln van zòmmlem	De politische autonomi	A sai'nega birtschòft	òndra, zuaschraim
Neapolitan	'Na lengua	'Na storia ascrusiva	'A curtura (tradizzione, musica, ausanze …)	Recule ascrusive pe ssapé campà 'int'a'suggetà	Autonomia pulitica	Economìa 'ndepennente	Ato, dicetece:
Norman French	Sen prope loceis / préchi	S'n histouère sauns intaée	Sa prope tchulture (traditioun, couoteumes, musique, ...)	Ses normes sochiales sauns intaée	S'n âotonoumîn politique	Sa désahoquaunc he économique	Âote, merchi d'alouogni voute pensaée:
North Frisian	aanj spriik	aanj besanerlik histoore	aanj kultüür (traditsjuune n, brüken, musik)	besanerlik sotsjaal normen	politisk autoonoomii	ünufhingig wirtskap	Nian diarfaan. Jiiw det hal uun:
Occitan	Sa pròpria lenga	Son istòria unica	Sa pròpria cultura (tradicion, costumas, musica,…)	Sas normas socialas únicas	Son autonomia política	Son independéncia económica	Autra, mercés de precisar:
Picard	S' parlache	S'n histoire espéciale	S' culture espéciale (tradition, habitutes, musique, …)	Ses réguelmints espécials de société	S'n indépindince politique	S'n indépindince de s'n écolomie	Aute, merci de l' préciser :
Piemontese	Soa lengua	Na stòria ùnica	Soa cultura (tradission, costume, musica…)	Nòrme sociale ùniche	Autonomia politica	N'economia indipendenta	Autr – precise
Poitevin-Saint-ongeais	Sun parlanjh e propre	Sen istoere souc	Sa çhulture propre (tradiciun, goudumes, musique,…)	Sés normes souciales soucs	Sen émancipaciun poulitique	Sen émancipaciun économique	Àutre, marciment pr o dréçàe :
Portuguese	A sua própria língua	A sua história única	A sua própria cultura (tradições, costumes, música,...)	As suas normas sociais únicas	A sua autonomia política	A sua economia independente	Outros, especificar por favor:

Réunion Creole French	Son lang kréol	Son listoir prope ali	Son kiltür kréol (tradisyon, koutüme, müzik…)	Son bann zabitüde sossial prope	Son lotonomi politik	Son lindépandanse ékonomik	In ot, lékèl :
Romagnol	Lèngua propja	Una storia onica	Cultura propja (tradiziòun, custom, musica . . .)	Lègi suciéli oniche	Autonomia pulética	Economia indipendènta	Êtar, precisè:
Sardinian	Limba pròpia	Un'istòria ùnica	Cultura pròpia (traditzione, costùmenes, mùsica,...)	Normas sotziales únicas	Autonomia política	Economia indipendente	Àteru, ispetzificare:
Saterland Frisian	Oaine Sproake	apaate Historie	Oaine Kultuur (Traditsjoon, Bruukdum, Musik, …)	Apaate Sätgjuchte in't sälskuppelke Lieuwend	Politiske Autonomie	Oainstoundige Wirtskup	Uurswät. Jädden nieper ounreeke:
Scots	Ain Leid	Unique Historie	Ain Cultur (tradeetion, habits, music, etc)	Unique norms o societie	Poleetical autonomie	Independent economie	Ither, please gie details
Scottish Gaelic	Cànan fhèin	Eachdraidh gun samhail	Cultar fhèin (traidisean, cleachdaidhean, ceòl, ...)	Gnàthasan sòisealta sònraichte	Neo-eisimeileachd poilitigeach	Eaconamaidh neo-eisimeileach	Rud eile, sònraich:
Sicilian	Na lingua propia	Na storia unica	Na cultura propia (tradizzioni, abbitudini, musica, …)	Normi sociali unichi	Autonomia pulitica	Economia nnipennenti	Autra risposta, scrìvila:
Slovene	Lastni jezik	Edinstvena zgodba	Lastna kultura (tradicija, običaji, glasba, ...)	Edinstvene družbene norme	Politična avtonomija	Neodvisno gospodarstvo	Drugo, navedite:
Swedish	Eget spårk	Unik historia	Egen kultur (traditioner, dräkter, musik,...)	Unika samhällsnormer	Politisk självständig-het	Självständig ekonomi	Annat, specificera:
Tabarchino	a próppia lèngua	'na stória ünica	a só cultûa (tradisiun custümmi e müxica...)	régule suciòli ûniche	autunumìa pulìtica	ecunumìa indipendente	otru, specificò
Tamazight	Tutlayt-ik	Tamacahut-ik ur nesɛi amkan	Idles-is (ansayen, ansayen, aẓawan,...)	Ilugan-ik inmettiyen	Tazarug-ik tasertant	Tadamsa-inek timziregt	Wiyaḍ, ttxil ini-d:
Ulster Scots	Ain Leid	Unique Hïstrie	Ain Cultur (tradeetion, habits, music, etc)	Unique norms o societie	Polïtical autonomie	Independent economie	Ither, please gie details
Upper Sorbian	Swójske rěče	Swójske jónkrótne stawizny	Swójsku kulturu (tradicije, nałožki, hudźbu,...)	Jónkrótne socialne normy	Politisku awtonomiju	Njewotwisne hospodarstwo	Što cyle druhe. Prošu podać:
Valencian	La seua llengua pròpia	La seua història	La seua cultura pròpia (tradicions, costums, música...)	Les seues normes socials úniques	L'autonomia política	La seua economia independent	Una altra. Per favor, especifique :

Venetian	Łengua propia	Na storia ùnega	Cultura propia (tradision, costumi, mùzega, …)	Règołe sosiałe ùneghe	Autonomìa połìtega	Economìa independente	Altro, spesifegar:
Walser German (Formazza)	Di eigänd Schpraa ch	Än eintzigi Kschécht	Eigändi Kultur (Traditzjoo, Brücha, Müsik…)	Eintzigi Sotschjal-normä	Di politischi Autonomi	Friiwértschaft	Anners, sägä wellts:
Walser German (Isseme)	d'réd das nuan dschien dri hen	Una storia unica	ürriun chonntschaf t (brouha, kleider, musica ...)	norme sociali uniche	autonomia politica	Economia indipendente	Anner, tüt seen was:
Welsh	Iaith eich hun	Hanes unigryw	Diwylliant eich hun (traddodiad, arferion, cerddoriaeth , ...)	Normau cymdeithasol unigryw	Ymreolaeth wleidyddol	Economi annibynnol	Arall, nodwch:

AVERAGE DATA

REGION	OWN LANGUAGE	UNIQUE HISTORY	OWN CULTURE	UNIQUE SOCIETAL NORMS	POLITICAL AUTONOMY	INDEPENDENT ECONOMY	OTHER
ÅLAND	9,5%	18,9%	19,4%	9,9%	30,3%	1,8%	10,0%
ABRUZZO	4,2%	7,4%	72,9%	2,2%	0,0%	0,2%	13,2%
ANDALUCÍA	3,3%	13,6%	71,3%	2,9%	1,4%	0,0%	8,7%
ANDORRA	13,1%	27,4%	10,0%	12,5%	16,1%	13,5%	7,4%
ARAGÓN	3,4%	48,4%	37,7%	3,4%	1,2%	0,0%	5,8%
ASTURIAS	14,0%	16,2%	62,7%	1,1%	0,2%	0,1%	5,8%
AUVERGNE-RHÔNE-ALPES	3,2%	15,9%	33,0%	2,7%	1,3%	16,7%	27,1%
BADEN-WÜRTTEM-BERG	13,0%	12,0%	43,2%	2,5%	2,4%	14,9%	12,0%
BASILICATA	3,0%	11,3%	53,1%	4,7%	0,8%	0,3%	14,4%
BAYERN	7,0%	6,7%	67,4%	3,7%	2,2%	2,3%	10,7%
BERLIN	6,5%	37,9%	18,7%	16,3%	1,0%	0,0%	19,2%
BOURGOGNE-FRANCHE-COMTÉ	0,2%	37,6%	37,1%	1,1%	0,6%	0,6%	22,7%

REGION	OWN LANGUAGE	UNIQUE HISTORY	OWN CULTURE	UNIQUE SOCIETAL NORMS	POLITICAL AUTONOMY	INDEPENDENT ECONOMY	OTHER
BRANDEN-BURG	3,8%	34,5%	33,7%	3,6%	2,3%	1,1%	20,4%
FREIE HANSESTADT BREMEN	1,0%	27,5%	26,5%	5,2%	22,7%	3,8%	13,3%
BRETAGNE	20,5%	14,2%	53,9%	3,3%	0,7%	0,8%	6,6%
CALABRIA	2,7%	21,5%	56,6%	7,0%	0,0%	0,5%	11,2%
CAMPANIA	12,0%	9,6%	67,1%	5,3%	0,0%	0,2%	5,7%
CANTABRIA	3,1%	19,0%	61,5%	1,2%	3,5%	0,1%	11,2%
CASTILLA LA MANCHA	1,3%	9,0%	60,5%	1,8%	8,2%	0,6%	18,2%
CASTILLA Y LEÓN	3,8%	32,6%	26,4%	0,6%	3,2%	0,4%	32,6%
CATALUNYA	44,0%	9,1%	37,6%	1,1%	1,3%	1,1%	5,7%
CENTRE-VAL DE LOIRE	0,3%	54,3%	23,9%	1,0%	0,0%	1,3%	16,0%
CEUTA	0,3%	55,2%	29,3%	4,1%	1,4%	1,4%	7,9%
CORNWALL	10,0%	26,2%	49,9%	3,4%	0,1%	0,3%	7,9%
CORSE	13,8%	17,0%	51,5%	9,0%	1,1%	0,0%	7,6%
EL BIERZO	3,1%	7,8%	75,0%	0,0%	3,1%	3,1%	7,8%
EMILIA-ROMAGNA	2,6%	4,9%	58,6%	11,3%	1,1%	11,1%	10,2%
ENGLAND	9,8%	35,0%	33,4%	6,7%	2,0%	1,9%	11,1%
EUSKADI	56,4%	5,2%	27,9%	1,7%	2,8%	1,4%	4,5%
EXTREMA-DURA	2,4%	14,5%	61,7%	1,7%	1,0%	0,7%	10,2%
FØROYA	38,6%	2,7%	46,7%	3,5%	3,5%	0,2%	4,8%
REGIONE AUTONOMA FRIULI-VENEZIA GIULIA	25,6%	18,5%	31,5%	2,8%	9,6%	2,4%	9,5%
GALICIA	40,0%	5,2%	48,0%	1,3%	0,3%	0,3%	4,9%
GIBRALTAR	6,3%	45,2%	23,7%	6,8%	4,2%	7,6%	6,2%
GRAND EST	1,5%	23,5%	15,9%	4,0%	5,1%	2,2%	47,9%

REGION	OWN LANGUAGE	UNIQUE HISTORY	OWN CULTURE	UNIQUE SOCIETAL NORMS	POLITICAL AUTONOMY	INDEPENDENT ECONOMY	OTHER
KALAALLIT NUNAAT	19,0%	8,6%	54,1%	7,5%	1,6%	0,4%	8,8%
GUADELOUPE	0,7%	23,9%	70,8%	2,6%	0,0%	0,0%	2,0%
BAILIWICK OF GUERNSEY	1,7%	35,5%	16,9%	7,5%	19,1%	14,1%	5,3%
GUYANE	1,5%	20,0%	52,2%	5,6%	0,7%	0,0%	19,9%
FREIE UND HANSESTADT HAMBURG	3,9%	31,1%	25,6%	7,6%	10,5%	9,0%	12,3%
HAUTS-DE-FRANCE	7,5%	25,7%	46,4%	7,7%	0,2%	1,1%	11,5%
HELGOLAND	8,8%	45,0%	11,6%	7,5%	0,9%	1,7%	24,4%
HESSEN	12,2%	12,7%	55,2%	4,3%	2,8%	4,8%	7,9%
ÎLE-DE-FRANCE	1,1%	25,5%	6,8%	13,2%	3,2%	22,9%	27,3%
ILLES BALEARS	29,5%	4,5%	55,1%	4,9%	0,3%	0,9%	6,2%
ISLAS CANARIAS	1,8%	14,8%	66,2%	3,7%	0,8%	1,4%	11,1%
ISLE OF MAN	3,0%	20,2%	41,3%	4,9%	13,6%	11,1%	5,9%
BAILIWICK OF JERSEY	1,1%	40,3%	14,0%	4,7%	20,2%	13,2%	6,6%
LA RIOJA	1,8%	8,3%	66,7%	2,2%	6,3%	1,2%	13,5%
LAZIO	2,2%	51,2%	26,7%	1,9%	1,2%	0,7%	15,9%
LIGURE	9,3%	26,7%	47,5%	6,3%	0,2%	0,4%	10,6%
LIECHTEN-STEIN	10,4%	22,2%	15,1%	5,5%	21,1%	18,5%	7,2%
OCCITANIE	18,1%	16,3%	41,5%	1,7%	0,7%	0,8%	20,9%
LOMBARDIA	5,8%	7,1%	26,8%	4,6%	1,3%	42,1%	12,4%
LA COMUNIDAD DE MADRID	0,8%	8,0%	29,3%	10,7%	9,5%	15,7%	25,8%
MARCHE	4,3%	11,6%	57,9%	3,0%	0,6%	2,6%	20,0%
MARTINIQUE	1,4%	14,4%	73,8%	6,7%	0,0%	0,0%	3,7%
MAYOTTE	17,3%	14,4%	57,0%	5,2%	0,0%	4,2%	7,1%

REGION	OWN LANGUAGE	UNIQUE HISTORY	OWN CULTURE	UNIQUE SOCIETAL NORMS	POLITICAL AUTONOMY	INDEPENDENT ECONOMY	OTHER
MECKLEN-BURG-VOR-POMMERN	4,0%	21,6%	32,2%	10,2%	1,7%	0,8%	29,5%
MELILLA	7,3%	44,9%	28,5%	4,7%	6,9%	2,1%	5,6%
MOLISE	2,6%	8,2%	74,9%	3,3%	4,1%	0,5%	11,0%
MONACO	3,2%	20,6%	12,1%	13,4%	24,2%	20,0%	4,9%
REGIÓN DE MURCIA	6,3%	11,5%	57,7%	3,0%	2,5%	0,6%	18,3%
COMUNIDAD FORAL DE NAVARRA	15,1%	34,4%	32,8%	2,1%	5,7%	4,8%	5,1%
NIEDER-SACHSEN	6,5%	15,1%	41,6%	9,7%	3,0%	4,9%	19,2%
NORDRHEIN-WESTFALEN	4,1%	14,2%	41,6%	8,4%	3,0%	10,5%	18,1%
NORMANDIE	1,5%	65,0%	20,6%	1,9%	0,5%	1,7%	8,8%
NORTHERN IRELAND	0,7%	36,1%	33,1%	13,5%	3,5%	1,4%	11,7%
NOUVELLE-AQUITAINE	1,4%	23,2%	34,2%	1,9%	1,5%	4,6%	33,3%
ORKNEY	7,1%	47,6%	40,5%	2,4%	0,0%	0,0%	2,4%
PAYS DE LA LOIRE	0,6%	18,8%	15,4%	3,0%	3,3%	13,1%	45,8%
PIEMONTE	8,6%	30,8%	46,8%	3,8%	0,5%	2,0%	7,4%
PROVENCE-ALPES-CÔTE D'AZUR	7,2%	9,5%	61,2%	6,7%	0,3%	0,5%	14,6%
PUGLIA	4,2%	8,9%	73,2%	2,4%	0,7%	1,0%	9,6%
LA RÉUNION	6,7%	21,0%	55,3%	7,6%	0,0%	1,0%	8,3%
RHEINLAND-PFALZ	9,3%	16,4%	54,8%	1,2%	1,9%	3,0%	13,4%
SAARLAND	18,2%	39,3%	23,7%	11,7%	1,7%	0,5%	5,0%
SACHSEN	13,2%	29,8%	39,3%	5,2%	2,5%	0,5%	9,6%
SACHSEN-ANHALT	5,9%	36,4%	22,5%	5,8%	4,3%	0,0%	25,2%
SAN MARINO	0,0%	63,3%	8,8%	0,4%	21,0%	1,7%	4,8%

REGION	OWN LANGUAGE	UNIQUE HISTORY	OWN CULTURE	UNIQUE SOCIETAL NORMS	POLITICAL AUTONOMY	INDEPENDENT ECONOMY	OTHER
SARDEGNA	18,7%	20,0%	53,2%	2,1%	0,2%	0,4%	5,5%
SCHLESWIG-HOLSTEIN	6,9%	30,9%	29,7%	12,3%	2,7%	1,3%	16,5%
SCOTLAND	1,2%	15,0%	61,6%	10,2%	3,5%	0,8%	7,5%
REGIONE SICILIANA	10,9%	31,9%	46,7%	2,7%	2,6%	0,5%	4,8%
SHETLAND	5,4%	21,4%	64,3%	7,1%	0,0%	0,0%	1,8%
THÜRINGEN	2,7%	26,7%	54,7%	2,3%	1,9%	0,3%	11,5%
TOSCANA	6,3%	36,8%	46,0%	3,2%	1,1%	0,6%	5,9%
TRENTINO-ALTO ADIGE/ SÜDTIROL	4,4%	18,1%	36,8%	3,8%	27,2%	4,6%	5,1%
UMBRIA	3,4%	17,7%	55,2%	2,2%	0,7%	0,5%	20,4%
VAL D'ARAN	47,0%	10,9%	24,9%	1,0%	3,4%	3,8%	8,9%
COMUNITAT VALENCIANA	33,1%	7,7%	52,5%	0,6%	1,2%	0,6%	4,3%
VALLE D'AOSTA	9,0%	12,5%	52,9%	1,4%	13,7%	1,9%	8,6%
REGIONE VENETO	14,1%	31,8%	35,2%	2,9%	1,4%	6,4%	8,0%
WALES	35,6%	13,0%	39,9%	3,5%	1,7%	0,2%	5,4%
YORKSHIRE	12,0%	24,0%	44,0%	16,0%	0,0%	0,0%	4,0%