

Zhang, Hailun

Article

Does combining different types of innovation always improve SME performance? An analysis of innovation complementarity

Journal of Innovation & Knowledge (JIK)

Provided in Cooperation with:

Elsevier

Suggested Citation: Zhang, Hailun (2022) : Does combining different types of innovation always improve SME performance? An analysis of innovation complementarity, Journal of Innovation & Knowledge (JIK), ISSN 2444-569X, Elsevier, Amsterdam, Vol. 7, Iss. 3, pp. 1-11, <https://doi.org/10.1016/j.jik.2022.100192>

This Version is available at:

<https://hdl.handle.net/10419/327162>

Standard-Nutzungsbedingungen:

Die Dokumente auf EconStor dürfen zu eigenen wissenschaftlichen Zwecken und zum Privatgebrauch gespeichert und kopiert werden.

Sie dürfen die Dokumente nicht für öffentliche oder kommerzielle Zwecke vervielfältigen, öffentlich ausstellen, öffentlich zugänglich machen, vertreiben oder anderweitig nutzen.

Sofern die Verfasser die Dokumente unter Open-Content-Lizenzen (insbesondere CC-Lizenzen) zur Verfügung gestellt haben sollten, gelten abweichend von diesen Nutzungsbedingungen die in der dort genannten Lizenz gewährten Nutzungsrechte.

Terms of use:

Documents in EconStor may be saved and copied for your personal and scholarly purposes.

You are not to copy documents for public or commercial purposes, to exhibit the documents publicly, to make them publicly available on the internet, or to distribute or otherwise use the documents in public.

If the documents have been made available under an Open Content Licence (especially Creative Commons Licences), you may exercise further usage rights as specified in the indicated licence.



<https://creativecommons.org/licenses/by-nc-nd/4.0/>

Does combining different types of innovation always improve SME performance? An analysis of innovation complementarity

Hailun Zhang

Chair of Innovation Management, School of Business and Economics, Freie Universität Berlin, 14195 Berlin, Germany



ARTICLE INFO

Article History:

Received 15 October 2021

Accepted 11 April 2022

Available online 1 July 2022

Keywords:

Manufacturing SMEs
Simultaneous innovation
Supermodularity
Complementarity
Substitutability

JEL codes:

C35
C36
D22
O30

ABSTRACT

Small- and medium-sized enterprises (SMEs) sometimes introduce different types of innovation simultaneously. However, the performance implications of simultaneous innovation practices remain under-researched in the literature. Therefore, this paper explores the combined use of six types of innovation and examines complementarity/substitutability in performance between these types of innovation. Data for the empirical analysis originates from a sample of 1,139 Chinese manufacturing SMEs. We identify two tendencies of simultaneous innovation by means of exploratory factor analysis (EFA), which are as follows: product-oriented and production-oriented. Using a conditional approach to supermodularity, we find no interplay between product-oriented types of innovation, but substitutability between production-oriented types of innovation. Based on organizational literature, we perform a supplementary test for the relationship between production-oriented types of innovation and organizational innovation. The result shows that substitutability between production-oriented types of innovation exists only in the absence of organizational innovation. These findings suggest that SMEs in China derive only additive benefits from a combination of product-oriented innovation, and gain no performance payoff from a combination of production-oriented innovation unless they introduce simultaneous organizational change.

© 2022 The Author. Published by Elsevier España, S.L.U. on behalf of Journal of Innovation & Knowledge. This is an open access article under the CC BY-NC-ND license (<http://creativecommons.org/licenses/by-nc-nd/4.0/>)

Introduction

Small- and medium-sized enterprises (SMEs) are generally considered to be the engines of innovation and technological change (Hall et al., 2009). In China, SMEs, accounting for 99% of total enterprises, have been extensively engaged in innovation, which is not only motivated by the increasing global competition (Cao et al., 2020) but also encouraged by Chinese government's innovation policies (Liu et al., 2017). There is evidence indicating that Chinese SMEs contribute to 70% of patents, 75% of technological innovation, and 80% of new products (Chen et al., 2017; Zhang & Merchant, 2020).

Despite their remarkable innovation success, SMEs in China still lag behind those in developed countries in terms of innovation capabilities and firm performance (Chen et al., 2020). This has spawned a vast amount of research that explores the determinants of innovation in Chinese SMEs (e.g., Gu et al., 2016; Mei et al., 2019; Xiang et al., 2019) and the impact of innovation on Chinese SMEs' performance (e.g., Qiao et al., 2014; Zhang et al., 2018; Liu & Wang, 2022). These studies suffer from

two main limitations. First, they concentrate on technology-based product and process innovation; in contrast, organizational innovation is under-researched empirically due to a lack of survey data, generic definitions, and measurement methods (Sapprasert & Clausen, 2012). Second, they consider innovation types as separate phenomena that drive firm performance individually, even though firms sometimes engage in different types of innovation simultaneously (Donbesuur et al., 2020). These two limitations constrain our understanding of the combined use of different innovation types in the context of China and the combinative effects of innovation types on Chinese firms' performance.

Recent evidence from developed countries shows that firms introducing more than one type of innovation outperform those introducing only one type of innovation at a time. In fact, the simple introduction of technological innovation alone does not allow enhanced competitiveness (Battisti & Stoneman, 2010). Technological innovation (product and process innovation) provides more performance benefits if it is accompanied by organizational innovation (Arranz et al., 2019). Furthermore, firms are better off if they introduce process, product, marketing, and organizational innovation at the same time (Tavassoli & Karlsson, 2016). These studies show that firms can derive synergistic gains from simultaneous innovation,

E-mail address: hailun.zhang@fu-berlin.de

indicating the existence of complementarities between innovation types. However, the complementary effects of innovation types on firm performance are still poorly understood. First, little research has been carried out on innovation complementarities in SME performance. The costs of innovation are high, especially for SMEs that are always resource constrained; thus, it is important for them to know how to leverage complementarities between different types of innovation (Donbesuur et al., 2020). The significance of investigating this gap in the innovation literature is that performance differences between SMEs may result from the use and the effectiveness of simultaneous innovation practices. Furthermore, different sub-types of product and process innovation are bundled together in most studies. In analyzing innovation complementarities, it is important to recognize that different pairwise complementary relationships exist among different forms of product and process innovation (Doran, 2012).

The aim of this paper is to empirically analyze the existence of complementarities in use and in performance between six innovation types: product development, product improvement, quality innovation, efficiency innovation, flexibility innovation, and organizational innovation. Based on a sample of 1,139 Chinese manufacturing SMEs, we identify two tendencies of simultaneous innovation practices using factor analysis techniques. With reference to these two tendencies, we implement a new supermodularity approach developed by Ballot et al. (2015) to test for conditional complementarity/substitutability in performance between different types of innovation. We find that there is no interplay between product (measured by product development and product improvement), quality, and organizational innovation, but substitutability between efficiency and flexibility innovation that can be eliminated by organizational innovation. This study contributes to the micro-level evidence on innovation complementarities in three ways. First, we make an empirical and contextual contribution by using firm-level data from an emerging economy, China. To the best of our knowledge, this is the first work that addresses the complementarities between various types of innovation in the context of China. Second, we particularly focus on SMEs to enrich our knowledge about how they combine different innovation types and how their performance is shaped by such innovation combinations. Third, we use a broader range of innovation types, some of which are used for the first time in this area (e.g., efficiency and flexibility innovation), thus enabling us to explore more potential innovation combinations and their effects on firm performance.

The remainder of this paper is structured as follows: Section 2 deals with the review of theoretical and empirical literature related to innovation complementarity; Section 3 presents our econometric framework; Section 4 shows the database, variables, and a preliminary analysis based on descriptive statistics; Section 5 reports on the econometric results; and finally, Section 6 concludes with a discussion of the results, implications, and limitations of our work.

Literature review on innovation complementarity

Over the last several decades, many efforts have been made to measure the effects of innovation on firm performance. Substantial empirical evidence exists that strongly suggests that innovation plays a critical role in enhancing firm performance (Hall et al., 2009; Evangelista & Vezzani, 2010). Innovation, as an output, takes a multitude of types (OECD Oslo Manual, 2005), and thereby can be transformed into superior performance via different channels. Product innovation enables firms to gain a competitive advantage by developing new products to attract new customers or introducing significantly improved products to current markets (i.e., new product development and existing product

improvement). Alternatively, process innovation provides firms with a competitive advantage by decreasing unit production costs or increasing market share associated with higher-quality products and flexible production (i.e., efficiency innovation, quality innovation, and flexibility innovation).

Most studies have focused on analyzing the adoption of single innovation types in isolation (e.g., Damanpour, 2010; Evangelista & Vezzani, 2010; Gunday et al., 2011). However, recent research has found that firms tend to simultaneously undertake certain innovation practices that are linked. A multiple case study of Chinese nanotechnology companies conducted by Zhang et al. (2017) demonstrates the simultaneous adoption of product and process innovation. They argue that nanotechnology is a process-based technology in which a significant change in manufacturing processes results in a simultaneous change in the products. Nahm and Steinfeld (2014) also observe the concurrence of product and process innovation based on case studies drawn from Chinese renewable energy sectors. They identify that new product development triggers cost-reducing process innovation. These instances exemplify complementarities in use between product and process innovation: the introduction of one creates possibilities for introducing the other (Ballot et al., 2015). Hullova et al. (2016) developed a classification that includes seven unique types of complementarities in use between product and process innovation. Wu et al. (2009) and Chen et al. (2020) further consider organizational innovation. They use many examples to show that organizational innovation is beneficial for technological innovation. In this paper, we explore complementarities in use employing possible innovation combinations generated by a wide range of innovation types.

The fact that firms combine different innovation types has further complicated the study of innovation and its impact on firm productivity. Complementarities in performance occur when the joint execution of innovation types produces greater economic effects than individual innovation types on their own (Ballot et al., 2015). Firms could derive synergistic gains from introducing different types of innovation in tandem (Hullova et al., 2019). This is theoretically supported by the resource-based view (RBV). The RBV uses firms' internal characteristics to explain their differences in performance. According to the postulate of RBV, a firm's valuable, rare, inimitable, and non-substitutable (VRIN) resources contribute to competitive advantage and therefore lead to superior performance (Barney, 1991; Peteraf, 1993). A firm's capability of integrating resources further underlines the importance of its VRIN elements as the determinant of its competitiveness. Due to the characteristics of VRIN resources, well-integrated firms can be protected against imitation and achieve distinctive competencies by effectively extracting competitive combinations from their resources (Lin & Wu, 2014; Hervas-Oliver et al., 2015). Therefore, the notion of complementarity is in line with the main assumption of the RBV that competitive advantage is a function of the unique bundling of resources and capabilities that increases complexity and inimitability of organizational practices (Rivkin, 2000; Colbert, 2004; Sok et al., 2016). The importance of complementarity is also reflected in Teece's framework (1986), which argues that the commercial value of an innovation crucially depends on whether it is used in conjunction with complementary assets (Christmann, 2000). The implication of these theories for this study is that the simultaneous adoption of different types of innovation reflects the complexity of innovative resource and capability interactions where value exists in the interrelationships. From this perspective, complementarities between innovation types allow firms to achieve better performance outcomes. Although each type of innovation may be beneficial for firm performance in isolation, complementarities between innovation types provide extra benefits generating multiplier effects rather than simple

additive effects. Therefore, complementarities-in-performance can be interpreted as firms combining innovation types to achieve superior performance.

The complementary role that innovation types play in improving firm performance has opened a new sub-field of empirical research on innovation. Complementarities in performance have been examined using either interaction terms or the supermodularity approach. The analysis of interaction terms in a performance equation is a common practice in the literature. Lee et al. (2019) explore the combinative effects of product, process, marketing, and organizational innovation for a sample of Korean firms. They find that organizational and process innovation and marketing and product innovation have a synergistic effect on firm performance, but that the effect is contingent on industrial categories. Chen et al. (2020) investigate Chinese manufacturing firms and find that organizational innovation enables firms to better leverage technological innovation capabilities to increase firm performance, indicating the existence of complementarity between organizational and technological innovation. Donbesuur et al. (2020) focus on international performance of SMEs in Ghana and also find a significant complementary relationship between organizational and technological innovation. In order to avoid severe multicollinearity problems, the supermodularity approach is an alternative methodology frequently used to analyze complementarities between more than two innovation types. Doran (2012), using Irish firm-level data, tests for strict complementarities between new-to-firm product, new-to-market product, process, and organizational innovation within the supermodularity framework. The study shows a strong complementary relationship between organizational and technological innovation, at least one complementary relationship exhibited by each type of innovation, and no evidence for substitutability. The strict supermodularity test used in Doran's (2012) research is based on critical values for the Wald test and is often inconclusive. Ballot et al. (2015) propose a conditional approach to supermodularity that tests for pairwise innovation complementarities conditional on the presence/absence of a third type of innovation. They use two samples of French and UK manufacturing firms to capture their differences in the complementarities between product, process, and organizational innovation. Their study suggests that the existence of innovation complementarities depends on the national context and firm characteristics. Guisado-González et al. (2017) apply the new supermodularity method proposed by Ballot et al. (2015) to test for complementarities in performance between product, process, and organizational innovation for a set of Spanish firms. They find stable complementarity between product and process innovation, and conditional substitutability between process and organizational innovation in the absence of product innovation.

The aforementioned empirical studies have generated mixed results about complementarities in performance and have limited our understanding for two reasons. First, complementarity appears to be a contingent relationship between different innovation types in shaping firm performance, which may depend on the technological capabilities of firms (Doran, 2012) and the technological complexity of a national production structure (Guisado-González et al., 2017). The distinct characteristics of SMEs (e.g., restricted access to resources) and the specific context of China (e.g., labor intensive and low-end production) raises the question of whether SMEs in China can obtain economies of scope across innovation types (Laforet & Tann, 2006; Li, 2018). Second, the existence of complementarity may be dependent on the types of innovation investigated. For example, Doran (2012) distinguishes new-to-firm and new-to-market product innovations, which exhibit different pairwise complementary relationships. This suggests the need to disentangle different forms of the same typology of innovation in order to facilitate a more comprehensive analysis of the relationship between some sub-types of innovation (e.g., efficiency and flexibility innovation are the sub-types of

process innovation). Therefore, to further explore innovation complementarity, we attempt to provide evidence from Chinese SMEs to verify the theoretical arguments and existing findings, which have generated much empirical ambiguity.

Econometric methodology

In order to overcome multicollinearity problems of the interaction approach and inconclusive interpretations of unconditional supermodularity tests, we decide to implement Ballot et al.'s (2015) conditional supermodularity procedure. We need to pool exclusive innovation combinations and then regress firm performance on them. Before estimating the final regression model, we are aware of the potential endogeneity of innovation. Unobservable factors (e.g., management quality and entrepreneurship) that have an influence on innovation could impact firm performance (Chudnovsky et al., 2006). Following the approach by Fu et al. (2018), access to external finance can be used as an exclusion restriction in the innovation equation. The variable is believed to affect firm performance only through innovation. Therefore, we apply a two-step estimation procedure that corrects the endogeneity of exclusive innovation combinations.

In the first step, we conduct a multinomial logistic regression to estimate the innovation Eq. (1).

$$P_{ij} = \text{Prob}(w_i = j \mid X_{1i}) = \frac{\exp(X_{1i}\alpha_{1j})}{\sum_{k=1}^j \exp(X_{1i}\alpha_{1k})} \quad (1)$$

where P_{ij} is the probability that firm i adopts innovation combination j . X_{1i} is a vector of firm characteristics, including access to external finance, and α_{1j} is the corresponding vector of parameters relating to innovation combination j .

In the second step, the performance Eq. (2) is specified as a Cobb-Douglas function with constant returns to scale. The equation is estimated using a two-stage least squares (2SLS) regression approach, where the predicted probabilities from Eq. (1) are used as the instruments of exclusive innovation combinations w_k ($k = 1, \dots, j$).

$$y_i = \sum_{k=1}^j \beta_k w_{ki}^* + \alpha_2 X_{2i} + \varepsilon_i \quad (2)$$

where y_i is the indicator of firm performance. X_{2i} denotes a vector of firm characteristics and ε_i is an error term. Estimated coefficients of exclusive innovation combinations, β_k ($k = 1, \dots, j$), are used to test for complementarity/substitutability between different types of innovation based on the conditional supermodularity method.

Beginning with a simple example to illustrate supermodularity tests, suppose there are two dichotomous choices of innovation, which implies that a vector of innovation combinations, W , consists of four elements that are as follows: $W = [w_{00}, w_{10}, w_{01}, w_{11}]^1$. An objective function is given by Eq. (2), where $[\beta_{00}, \beta_{10}, \beta_{01}, \beta_{11}]$ is a vector of estimated coefficients corresponding to W . Then, the objective function is supermodular and the two types of innovation are complementary if:

$$\beta_{11} + \beta_{00} - \beta_{10} - \beta_{01} > 0$$

Alternatively, the objective function is submodular and the two types of innovation are substitutes if:

$$\beta_{11} + \beta_{00} - \beta_{10} - \beta_{01} < 0$$

Ballot et al.'s (2015) conditional approach to supermodularity is applied when there are more than two dichotomous choices of innovation. For example, we focus on three innovation types that are

¹ The subscripts denote exclusive innovation combinations. For example, w_{00} indicates that neither of the two types of innovation is introduced, and w_{11} indicates that both types of innovation are introduced together.

INNO1, INNO2, and INNO3. The conditional supermodularity test implies examining separately pairwise complementarities conditional on the absence of the third innovation type and then on the presence of the third type. The restriction constraints to be tested for complementarity between INNO1 and INNO2 are as follows:

$$\begin{cases} \beta_{110} + \beta_{000} - \beta_{100} - \beta_{010} = 0 & (\text{absence of INNO3}) \\ \beta_{110} + \beta_{000} - \beta_{100} - \beta_{010} > 0 & (\text{absence of INNO3}) \end{cases}$$

$$\begin{cases} \beta_{111} + \beta_{001} - \beta_{101} - \beta_{011} = 0 & (\text{presence of INNO3}) \\ \beta_{111} + \beta_{001} - \beta_{101} - \beta_{011} > 0 & (\text{presence of INNO3}) \end{cases}$$

For complementarity between INNO1 and INNO3, the tests are as follows:

$$\begin{cases} \beta_{101} + \beta_{000} - \beta_{100} - \beta_{001} = 0 & (\text{absence of INNO2}) \\ \beta_{101} + \beta_{000} - \beta_{100} - \beta_{001} > 0 & (\text{absence of INNO2}) \end{cases}$$

$$\begin{cases} \beta_{111} + \beta_{010} - \beta_{110} - \beta_{011} = 0 & (\text{presence of INNO2}) \\ \beta_{111} + \beta_{010} - \beta_{110} - \beta_{011} > 0 & (\text{presence of INNO2}) \end{cases}$$

For complementarity between INNO2 and INNO3, the tests are as follows:

$$\begin{cases} \beta_{011} + \beta_{000} - \beta_{010} - \beta_{001} = 0 & (\text{absence of INNO1}) \\ \beta_{011} + \beta_{000} - \beta_{010} - \beta_{001} > 0 & (\text{absence of INNO1}) \end{cases}$$

$$\begin{cases} \beta_{111} + \beta_{100} - \beta_{110} - \beta_{101} = 0 & (\text{presence of INNO1}) \\ \beta_{111} + \beta_{100} - \beta_{110} - \beta_{101} > 0 & (\text{presence of INNO1}) \end{cases}$$

Following Guisado-González et al. (2017) and Serrano-Bedia et al. (2018), for each pair of restrictions we begin by performing the Wald test for the first one to test if a significant relationship exists between two types of innovation. If the test indicates that the relationship is statistically significant, then we perform a test for inequality to determine whether the two types of innovation are complements or substitutes.

Data, variables, and descriptive analysis

Sample and data

Our empirical analysis is based on firm data from the Chinese Manufacturing Enterprise Survey (ES) collected by the World Bank between November 2011 and March 2013. The ES captures information on multiple aspects of a firm (e.g., sales, employees, and industry sector) as well as its innovation behavior (e.g., R&D, technology acquisition, and innovation outputs). This allows us to consider various innovation types and ascertain firm performance. Despite the cross-sectional nature of ES dataset, some data (e.g., sales) shows a partial view of firm dynamics during a three-year period.

The sample is representative of the population of manufacturing firms in China, which is randomly selected based on three levels of stratification: firm size, industrial sector, and regional location. According to the definition of manufacturing SMEs in China, we restrict our focus to firms with less than 1,000 employees. The ES database containing a total of 2,848 firms is skewed toward manufacturing SMEs and 1,619 firms (56.85% of the total sample) are SMEs operating in 25 Chinese cities and 19 manufacturing sectors. After excluding firms with missing values, the number of manufacturing SMEs available for further analysis reduces to 1,139.

Variables and measures

The dependent variable is firm performance. In order to mitigate simultaneity problems, we use the natural logarithm of total sales per employee in the last year covered by the ES to measure productivity as the proxy for firm performance. This measure of

performance is widely used in research studying the effects of innovation on firm performance (Ballot et al., 2015; Fu et al., 2018).

We select six innovation types according to the OECD Oslo Manual (2005), some of which are new for the literature as previously mentioned. These innovation types are measured on a dichotomous scale (0 = No, 1 = Yes) and are listed as follows: (1) Quality innovation is the use of new quality control procedures in production or operation; (2) Organizational innovation is the use of new management/administrative procedures; (3) Product development is the introduction of new products or services; (4) Product improvement is the addition of new features to existing products or services; (5) Efficiency innovation is the use of new or significantly improved methods to reduce unit production costs; and (6) Flexibility innovation is the use of new or significantly improved methods to increase production flexibility. The independent variables include individual innovation types and their exclusive combinations.

Following prior literature (Hall et al., 2009; Baumann & Kritikos, 2016), we include a set of control variables for other production inputs. Specifically, we set controls for firm size, physical investment, and human capital. As Hsieh and Klenow's (2014) research shows a significant effect of firms' life-cycle dynamics on productivity, we include firm age to control life-cycle effects. We also set controls for government and foreign ownership. In transitional economies like China, private-owned, government-owned, and foreign-invested firms coexist, and they differ in terms of their resource endowments, technological opportunities, and business environment, which lead to variations in their performance (Jiang et al., 2013). Finally, we use industry dummies and city dummies to capture unobservable differences across industries and cities.

Table A1 in Appendix A shows a detailed description and the measurement of all variables. Table 1 contains the summary statistics of these variables. In terms of our performance measure, its mean value is 12.444 and standard deviation is 1.042, suggesting interfirm differences in performance. When looking at the occurrence of the six types of innovation, we observe that efficiency innovation is the most frequent innovation type, followed by flexibility innovation. This reflects the fact that Chinese SMEs primarily leverage cost advantage to compete on price to build market share (Tang & Hull, 2012; Chen et al., 2017). In contrast, product-related types of innovation and organizational innovation occur less often in our sample.

A preliminary complementarity analysis

The main interest of our research is the extent to which the sample firms introduced different innovation types simultaneously. We report the tetrachoric correlation matrix for the six innovation types in Table 2. For all the variables, the pairwise correlation coefficient is positive and higher than 0.4, showing that the adoption of one

Table 1
Descriptive statistics.

Variable	Mean	Std. Dev.	Minimum	Maximum
Firm performance (log)	12.444	1.042	9.433	17.770
Quality innovation	0.444	0.497	0	1
Organizational innovation	0.428	0.495	0	1
Product development	0.494	0.500	0	1
Product improvement	0.447	0.497	0	1
Efficiency innovation	0.756	0.430	0	1
Flexibility innovation	0.617	0.486	0	1
Size (log)	4.241	1.110	1.609	6.856
Age (log)	2.434	0.478	0	4.828
Investment intensity (log)	5.004	4.696	0	15.356
Human capital	10.084	1.936	1	18
Government ownership	0.048	0.214	0	1
Foreign ownership	0.051	0.051	0	1
External finance	0.438	0.496	0	1

N = 1,139

Table 2
Matrix of tetrachoric correlations.

Variable	1	2	3	4	5	6
1 Quality innovation	1.000					
2 Organizational innovation	0.846	1.000				
3 Product development	0.708	0.683	1.000			
4 Product improvement	0.773	0.739	0.821	1.000		
5 Efficiency innovation	0.617	0.618	0.405	0.671	1.000	
6 Flexibility innovation	0.687	0.681	0.527	0.624	0.827	1.000

N = 1,139

Table 3
VARIMAX rotated loadings of innovation variables on two factors.

Variable	Factor 1	Factor 2	Communality
Quality innovation	0.756	0.469	0.791
Organizational innovation	0.722	0.477	0.749
Product development	0.869	0.184	0.789
Product improvement	0.790	0.430	0.809
Efficiency innovation	0.275	0.932	0.945
Flexibility innovation	0.427	0.757	0.756
Explained variance (%)	45.5	35.1	80.6

innovation type is correlated with the adoption of another innovation type and that the correlation exists between all innovation types. However, correlation coefficients differ from pair to pair of innovation types. The positive correlation is strongest between quality and organizational innovation. Strong correlations (coefficient value > 0.8) can also be found between product development and product improvement as well as between efficiency and flexibility innovation. These findings reflect the actual practices of firms where they adopt innovation types simultaneously, and there is the possibility that firms use multiple innovation types to gain higher performance.

The complementarity testing procedure is overly tedious if all the six innovation types are included within a supermodularity framework.² Exploratory factor analysis (EFA) can provide analytical advantages by reducing a set of innovation types to a smaller number of uncorrelated factors. Each factor is represented by variables that are strongly correlated with each other and that are weakly correlated with variables representing other factors. Therefore, we concentrate on the analysis of complementarity between the innovation types that define each factor.

Bartlett's test of sphericity ($\chi^2(15) = 6510.798$, significant at $p < 0.001$ level) and the Kaiser-Meyer-Olkin test (overall measure of sampling adequacy = 0.76) indicate the suitability of our data for EFA. To determine the number of factors to retain, we use parallel analysis, resulting in a two-factor solution. Varimax rotation is performed to make the structure simpler to interpret. The two retained factors explain 80.6% of the total variance in the six innovation variables and the communalities are all higher than 0.5, indicating that the two-factor EFA model is desirable (see Table 3).

Table 3 shows the factor structure matrix, where loading values higher than 0.7 are in bold. Factor 1 contains mainly quality innovation, organizational innovation, product development, and product improvement, which are labeled as product-oriented innovation. Factor 2 focuses mainly on efficiency innovation and flexibility innovation, which are labeled as production-oriented innovation. The first factor reflects the propensity to adopt product-oriented types of innovation simultaneously. The second factor captures the propensity to adopt production-oriented types of innovation simultaneously. This is a particularly relevant insight, considering that firms

tend to introduce different types of innovation simultaneously. The exclusive combinations of innovation types are visualized using alluvial diagrams, as shown in Fig. 1.³ These exclusive innovation combinations suggest complementarities in use between innovation types to some extent. In terms of the firms introducing at least one type of product-oriented innovation, the majority of them adopt all four innovation types simultaneously (see Fig. 1(a)). The most frequent exclusive combination in production-oriented innovation types is the simultaneous adoption of both efficiency and flexibility innovation (see Fig. 1(b)). Thus, we distinguish between the two groups of innovation types that are combined most frequently and attempt to test for pairwise complementarities by groups.

The two factors can be interpreted as the extent of adopting multiple product-oriented/production-oriented innovation types. To substantiate our interpretation of the factors, we investigate how the predicted factor scores correspond with the number of innovation types. Fig. A1 in Appendix A shows that Factor 1 is positively correlated with the number of product-oriented types of innovation introduced, and Factor 2 is positively correlated with the number of production-oriented types of innovation introduced. Hence, we use the factors to measure the usage intensity of both product-oriented and production-oriented innovation types. Fig. 2 presents the kernel density of productivity, our performance measure, at low and high levels of each factor. One standard deviation below/above the mean represents a low/high level. The distribution for high-level Factor 1 is skewed toward the right as shown in Fig. 2(a). Thus, firms introducing more product-oriented innovation types experience greater productivity. Moreover, only these firms have the highest productivity and can be found at the upper end of the spectrum. Since Fig. 2(b) shows near perfect overlapping distributions, the joint adoption of production-oriented innovation types may not allow firms to achieve higher productivity. These preliminary results provide suggestive evidence for the combinative effects of product-oriented innovation types, but no evidence for production-oriented innovation types. A strict econometric analysis is needed to verify the existence of complementarity/substitutability in performance between innovation types.

Econometric results

Complementarities in performance between product-oriented innovation types

In a broad sense, product innovation includes new product development and existing product improvement (OECD Oslo Manual, 2005). In order to reduce the computational burden, a single variable (product innovation) is used in the following analysis, which takes 1 if product development and/or product improvement takes 1.

Model I in Table 4 is estimated using the 2SLS method,⁴ where the dependent variable is firm performance proxied by productivity, and exclusive innovation combinations are instrumented by their predicted probabilities from a multinomial logit model.⁵

Compared with the base combination (0,0,0), introducing product innovation only (1,0,0) and combining product innovation with any other innovation types, (1,1,0), (1,0,1), and (1,1,1), lead to higher performance. In contrast, introducing quality and/or organizational innovation in the absence of product innovation, (0,1,0), (0,0,1), and (0,1,1), does not make firms more productive. The individual coefficients of these exclusive combinations cannot directly reveal whether interaction relationships exist, but they are needed for the complementarity/substitutability tests (Mohnen & Röller, 2005).

³ The descriptive statistics of the exclusive combinations are available upon request.

⁴ The first-stage results of 2SLS regression model are available upon request.

⁵ The multinomial logit model includes external finance as an exclusion restriction. Its results are available upon request.

² It can be shown that the number of constraints to be tested is equal to $2^{(k-2)} \sum_{i=1}^{k-1} i$, where k is the number of innovation types. With six innovation types, there are a total of 240 constraints for the supermodularity test.

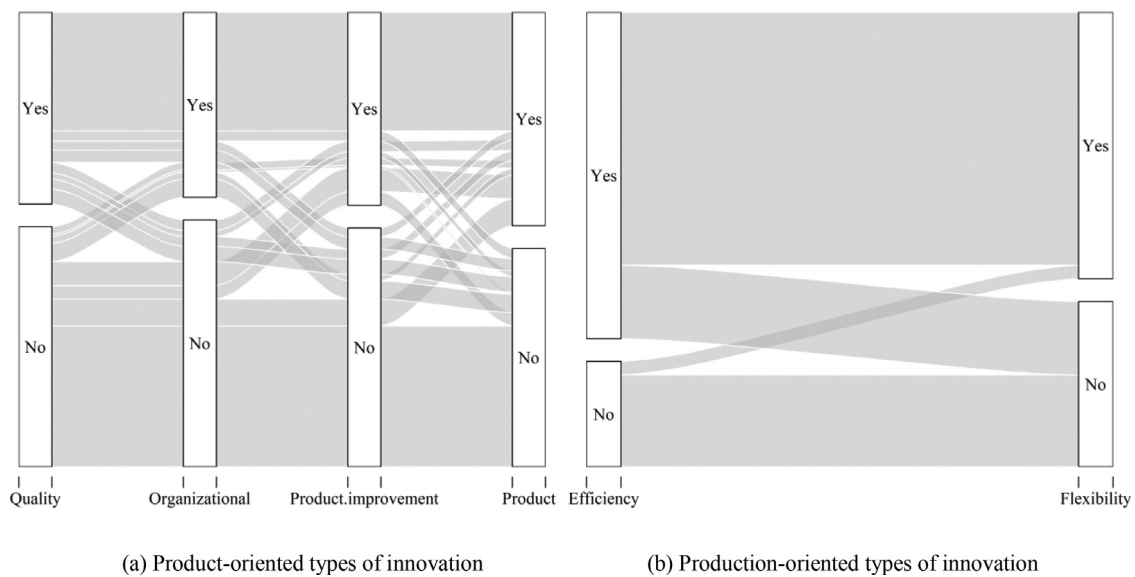


Fig. 1. Alluvial diagram summarizing the exclusive combinations of innovation types.

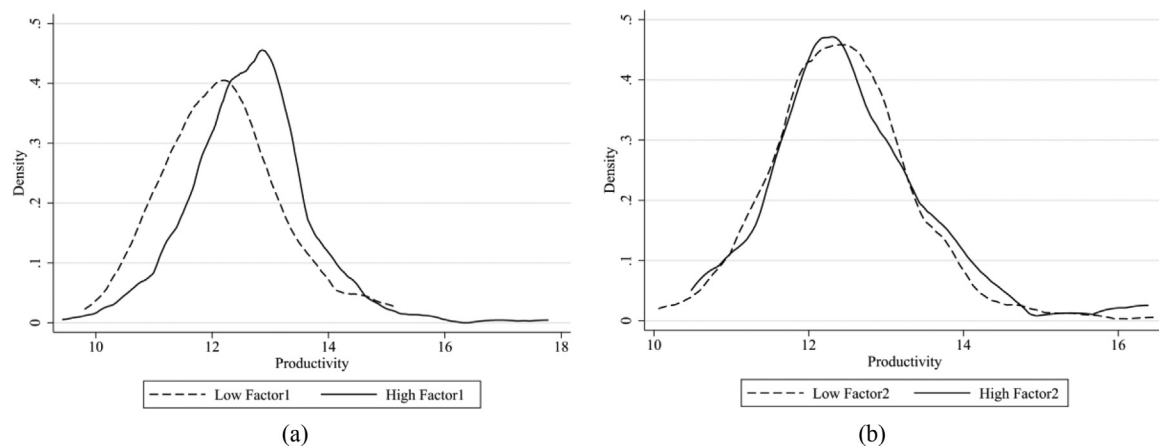


Fig. 2. Distribution of productivity by level of factors.

Table 4

Performance regression: determinants of firm performance by exclusive combinations of product-oriented innovation types.

Variable	Model I Coef.	Robust Std. Err.
(1,0,0)	1.445***	0.550
(0,1,0)	0.646	0.661
(0,0,1)	0.942	0.782
(1,1,0)	0.998**	0.438
(1,0,1)	2.154**	0.850
(0,1,1)	0.269	1.075
(1,1,1)	1.724***	0.501
Size (log)	-0.116**	0.054
Age (log)	0.062	0.080
Investment intensity (log)	-0.007	0.013
Human capital	-0.024	0.024
Government ownership	0.367	0.278
Foreign ownership	0.253	0.175
Constant	12.583***	0.529
Industry dummies	Yes	
City dummies	Yes	
Wald χ^2	162.36***	
Observations	1,139	

(i, j, k) denotes the exclusive innovation combinations, where i, j, and k represent product innovation, quality innovation, and organizational innovation, respectively.

*, ** and *** indicate significance at the 10%, 5% and 1% levels.

Conditional supermodularity tests are based on the estimated coefficients of exclusive innovation combinations and the results are summarized in Table 5. We do not find any significant relationships between product, quality, and organizational innovation. However, these types of innovation individually have a significantly positive effect on firm performance (see Models 2, 3, 4, and 5 in Table A2 in Appendix A). Further, in Model 1 in Table A2, a positive and statistically significant coefficient of Factor 1 indicates that firms introducing more product-oriented innovation types have higher performance, which is consistent with our previous finding shown in Fig. 2(a). In summary, our results suggest that the simultaneous introduction of product-oriented innovation types favors firm performance merely by generating additive effects.

Complementarities in performance between production-oriented innovation types

The exclusive combinations of efficiency and flexibility innovation are used to estimate the performance function. The results are shown in Model II in Table 6. Firm performance increases due to the introduction of flexibility innovation (0,1), and subsequently decreases due to the addition of efficiency innovation (1,1).

Based on the estimates of Model II, the results in Table 7 show evidence of substitutability between efficiency and flexibility

Table 5
Testing complementarity/substitutability in performance between product-oriented innovation types.

	Chi ²	P-value
Product innovation - quality innovation		
Organizational innovation = 0		
(1,1,0) + (0,0,0) - (0,1,0) - (1,0,0) = 0	1.16	0.2817
Complements/substitutes/no relation	No relation	
Organizational innovation = 1		
(1,1,1) + (0,0,1) - (0,1,1) - (1,0,1) = 0	0.03	0.8654
Complements/substitutes/no relation	No relation	
Product innovation - organizational innovation		
Quality innovation = 0		
(1,0,1) + (0,0,0) - (1,0,0) - (0,0,1) = 0	0.07	0.7974
Complements/substitutes/no relation	No relation	
Quality innovation = 1		
(1,1,1) + (0,1,0) - (1,1,0) - (0,1,1) = 0	0.62	0.4301
Complements/substitutes/no relation	No relation	
Quality innovation - organizational innovation		
Product innovation = 0		
(0,1,1) + (0,0,0) - (0,1,0) - (0,0,1) = 0	0.64	0.4225
Complements/substitutes/no relation	No relation	
Product innovation = 1		
(1,1,1) + (1,0,0) - (1,1,0) - (1,0,1) = 0	0.00	0.9842
Complements/substitutes/no relation	No relation	

(i, j, k) denotes the exclusive innovation combinations, where i, j, and k represent product innovation, quality innovation, and organizational innovation, respectively.

Table 6
Performance regression: determinants of firm performance by exclusive combinations of production-oriented innovation types.

Variable	Model II Coef.	Robust Std. Err.	Model III Coef.	Robust Std. Err.
(1,0)	-0.635	0.555		
(0,1)	2.303***	0.876		
(1,1)	-0.294	0.423		
(1,0,0)			-0.802	0.494
(0,1,0)			2.540***	0.705
(0,0,1)			-0.582	0.744
(1,1,0)			-1.116***	0.414
(1,0,1)			-0.665	1.178
(0,1,1)			0.326	1.603
(1,1,1)			0.039	0.508
Size (log)	-0.002	0.043	-0.041	0.054
Age (log)	0.061	0.076	0.037	0.080
Investment intensity (log)	0.037***	0.010	0.030**	0.012
Human capital	0.012	0.018	0.008	0.022
Government ownership	0.403	0.336	0.334	0.309
Foreign ownership	0.511***	0.145	0.430***	0.163
Constant	12.841***	0.490	13.235***	0.516
Industry dummies	Yes		Yes	
City dummies	Yes		Yes	
Wald χ^2	185.25***		207.65***	
Observations	1,139		1,139	

(i, j) denotes the exclusive innovation combinations, where i and j represent efficiency innovation and flexibility innovation, respectively. (i, j, k) denotes the exclusive innovation combinations, where i, j, and k represent efficiency innovation, flexibility innovation, and organizational innovation, respectively.

*, **, and *** indicate significance at the 10%, 5% and 1% levels.

innovation. It appears that better performing firms tend to focus on flexibility innovation rather than introducing efficiency and flexibility innovation together. This could be explained by a flexibility-efficiency tradeoff. Efficiency innovation results in a more bureaucratic form of organization with improvements in standardization, formalization and specialization, which has a greater detrimental effect on the more fluid process of mutual adjustment achieved by flexibility innovation (Adler et al., 1999). SMEs pursuing both efficiency and flexibility innovation experience difficulties in achieving consistent

organizational attributes due to “the liability of smallness” and thus suffer inferior performance (Ebben & Johnson, 2005).

O'Reilly III and Tushman (2008) argue that firms can benefit from the simultaneous adoption of efficiency and flexibility innovation as long as they construct an appropriate organizational context. Organizational innovation is intended to facilitate intra-organizational coordination and cooperation, which helps build organizational contexts conducive to the simultaneous pursuit of efficiency and flexibility innovation (Úbeda-García et al., 2020). Therefore, we conduct an additional analysis to determine whether organizational innovation plays a moderating role in the substitutability between efficiency and flexibility innovation. In Table 6, Model III shows that firms introducing three types of innovation (1,1,1) outperform those merely introducing efficiency and flexibility innovation (1,1,0).

Table 7 reports the results of the complementarity/substitutability tests based on the estimates of Model III. Efficiency and flexibility innovation are conditional substitutes if firms do not introduce organizational innovation. We find that the conditional substitutability disappears with the additional introduction of organizational innovation. These results suggest that the introduction of organizational innovation can defuse the conflict between efficiency and flexibility innovation. We also find conditional complementarity between efficiency and organizational innovation in the presence of flexibility innovation.

Model 6 in Table A2 shows that efficiency innovation has a significantly negative coefficient, which may be misleading due to its interaction with flexibility innovation. Model 1 in Table A2 shows an insignificant effect of Factor 2 on firm performance, which is in line with what was envisaged in Fig. 2(b). The positive effect of flexibility innovation (see Model 7 in Table A2) offsets the negative effect of the conflict between efficiency and flexibility innovation, thus leading to an insignificant combinative effect on firm performance. The majority of the sample firms tested in this research (58.56%) pursue both efficiency and flexibility innovation, but 37.93% of them without simultaneous organizational change are stuck in the middle and receive no performance payoff.

Discussion and conclusions

There is very little micro-based literature on the relationship between different types of innovation in emerging economies. This paper presents one of the first attempts to investigate complementarities in use and in performance in the context of Chinese SMEs. It also extends previous literature about innovation complementarity by including a wider range of innovation types, some of which are scarcely used in the literature as stated earlier. A significant feature of this research is that our estimation procedure deals with problems of multicollinearity and endogeneity that are identified as important to consider in innovation studies. In order to simplify the analysis of the relationships between six types of innovation, we use EFA to delimit two important aspects of these innovation types: the first captures product-oriented types of innovation that are strongly inter-correlated, and the second captures production-oriented types of innovation. The resulting factors are used to estimate the effect of innovation intensity on firm performance. Moreover, the approach enables the complementarity/substitutability tests by two groups, thus, largely reducing the computational burden.

Our results reveal some important insights into innovation behavior in Chinese SMEs. First, in our special case of the relationship between product, process, and organizational innovation, there is no interplay between product, quality (a type of process innovation), and organizational innovation. This is inconsistent with the evidence from developed countries. Ballot et al. (2015) find one complementarity and two substitutions for SMEs in the UK, and two complementarities and one substitution for SMEs in France. Guisado-González et al. (2017) find two complementarities and one

Table 7
Testing complementarity/substitutability in performance between production-oriented innovation types.

	Chi ²	P-value
Supermodularity test based on the estimates of Model II		
Efficiency innovation - flexibility innovation		
$(1,1) + (0,0) - (1,0) - (0,1) = 0$	3.19	0.0739
$(1,1) + (0,0) - (1,0) - (0,1) > 0$		0.0369
Complements/substitutes/no relation	Substitutes	
Conditional supermodularity tests based on the estimates of Model III		
Efficiency innovation - flexibility innovation		
Organizational innovation = 0		
$(1,1,0) + (0,0,0) - (0,1,0) - (1,0,0) = 0$	10.05	0.0015
$(1,1,0) + (0,0,0) - (0,1,0) - (1,0,0) > 0$		0.0008
Complements/substitutes/no relation	Substitutes	
Organizational innovation = 1		
$(1,1,1) + (0,0,1) - (0,1,1) - (1,0,1) = 0$	0.01	0.9335
$(1,1,1) + (0,0,1) - (0,1,1) - (1,0,1) > 0$		
Complements/substitutes/no relation	No relation	
Efficiency innovation - organizational innovation		
flexibility innovation = 0		
$(1,0,1) + (0,0,0) - (1,0,0) - (0,0,1) = 0$	0.26	0.6074
$(1,0,1) + (0,0,0) - (1,0,0) - (0,0,1) > 0$		
Complements/substitutes/no relation	No relation	
Flexibility innovation = 1		
$(1,1,1) + (0,1,0) - (1,1,0) - (0,1,1) = 0$	3.12	0.0772
$(1,1,1) + (0,1,0) - (1,1,0) - (0,1,1) > 0$		0.9614
Complements/substitutes/no relation	Complements	
Flexibility innovation - organizational innovation		
Efficiency innovation = 0		
$(0,1,1) + (0,0,0) - (0,1,0) - (0,0,1) = 0$	0.63	0.4277
$(0,1,1) + (0,0,0) - (0,1,0) - (0,0,1) > 0$		
Complements/substitutes/no relation	No relation	
Efficiency innovation = 1		
$(1,1,1) + (1,0,0) - (1,1,0) - (1,0,1) = 0$	0.62	0.4310
$(1,1,1) + (1,0,0) - (1,1,0) - (1,0,1) > 0$		
Complements/substitutes/no relation	No relation	

(i, j) denotes the exclusive innovation combinations, where i and j represent efficiency innovation and flexibility innovation, respectively. (i, j, k) denotes the exclusive innovation combinations, where i, j, and k represent efficiency innovation, flexibility innovation, and organizational innovation, respectively.

substitution for Spanish manufacturing firms. These results suggest that the existence of complementarity/substitutability depends on the firms' national context. China has been dependent for a long time on the imitation and acquisition of existing technologies to rapidly promote technological progress and achieve economic growth (Hou & Mohnen, 2013; Liao et al., 2020). Chinese firms tend to directly exploit acquired knowledge with little internal effort, which in turn impedes the development of their own capabilities to absorb that knowledge (Petti et al., 2019). Internal innovation capability is key for the emergence of innovation complementarity because only firms that possess adequate capabilities can transfer knowledge and other resources from one innovation type to another, leading to economics of scope (Guisado-González et al., 2018, 2019). Therefore, a possible reason for different patterns of innovation complementarity between developed countries and China may be attributed to the varying levels of firms' capabilities. Due to a lack of abilities to transfer and integrate knowledge, Chinese firms appear less able to profit from the combination of product, process, and organizational innovation than firms in developed countries. This may be particularly true for Chinese SMEs with weaker capabilities because these SMEs generally refrain from R&D activities and have difficulty recruiting qualified technical personnel (Chung & Tan, 2017). As a result, Chinese SMEs gain only cumulative benefits from the combination of product, process, and organizational innovation.

Second, we find substitutability between efficiency and flexibility innovation. The simultaneous pursuit of efficiency and flexibility innovation reflects that Chinese SMEs relying on a low-cost strategy

attempt to increase their competitiveness by providing customized products. However, firms introducing efficiency and flexibility innovation simultaneously suffer from two conflicting goals, which explains the absence of enhanced performance. This finding provides empirical support for prior research on the efficiency-flexibility tradeoff (Tan & Wang, 2010; Phillips et al., 2019) and on the innovation ambidexterity paradox (Ngo et al., 2019). Our work goes one step further by additionally investigating organizational innovation as a contingency of the relationship between efficiency and flexibility innovation. The result shows that substitutability between efficiency and flexibility innovation exists only in the absence of organizational innovation. In addition, the relationship between efficiency and organizational innovation is complementary in the presence of flexibility innovation. These results suggest that the addition of organizational innovation is beneficial for the firms that wish to excel in both efficiency and flexibility. We interpret our findings from a knowledge-based perspective. The tradeoff between efficiency and flexibility innovation arises largely from contradictory knowledge processes (Soto-Acosta et al., 2018). Efficiency innovation exploiting existing knowledge and flexibility innovation exploring new knowledge generate tensions within firms (Solís-Molina et al., 2018). Organizational innovation involves the use of new knowledge management systems to reconcile the inherent contradictions, which enables firms to maintain both efficiency and flexibility innovation (Simao & Franco, 2018).

Practical implications

The main implication of this study is that managers of Chinese SMEs can decide to introduce product, quality, and organizational innovation simultaneously, since these innovation types are neither complements nor substitutes, which means that their joint application does not additionally increase or decrease firm performance. It would be more appropriate to encourage managers to commit additional efforts to developing internal innovation capabilities. Such capabilities can improve firms' potential to capture complementarities and thus reap the maximum economic benefits from simultaneous innovation practices. R&D activities are very important determinants of a firm's innovation capabilities. For SMEs struggling to conduct R&D in-house, a more plausible way to build up internal innovation capabilities is through informal modes of learning, such as learning by doing, using, and interacting (Lee & Walsh, 2016). It is also feasible to enhance innovation capabilities by implementing better recruitment, training, incentives, and compensation packages to attract, leverage, and retain a competent workforce (Petti et al., 2019).

Another important implication is that Chinese SMEs who combine efficiency and flexibility innovation have a wrong perception of the effectiveness of the efficiency-flexibility combinatorial strategy, since there is substitutability between efficiency and flexibility innovation. This is particularly striking considering the efficiency-flexibility innovation combination as the most frequently used one by Chinese SMEs (58.56% of our sample firms). The preferred efficiency-flexibility innovation combination has not generated the expected positive results in terms of firm performance. Instead, Chinese SMEs should consider simultaneous organizational change, as suggested by us, or avoid combining efficiency and flexibility innovation, as argued by Ebben and Johnson (2005).

Limitations and future research

Our study is subject to some limitations, which suggest possibilities for future research. First, although cross-sectional data is used in many studies of innovation complementarity (e.g., Ballot et al., 2015; Serrano-Bedia et al., 2018), future availability of panel data would allow us to capture unobserved individual heterogeneity, and thus

help improve the econometric analysis. Second, firm performance is a multidimensional construct. Gunday et al. (2011) define firm performance as four dimensions: innovative performance, production performance, market performance, and financial performance. The complementarities between different innovation types could be prolifically examined by employing a wide range of firm performance measures. Finally, we tested for complementarities between product-oriented types of innovation and also between production-oriented types of innovation. Further efforts could be made to explore the relationship between product-oriented and production-oriented innovation.

Acknowledgments

This work was funded by the China Scholarship Council (201806330116). The author acknowledges support by the OpenAccess Publication Fund of Freie Universität Berlin. The author is grateful to the editors, the anonymous reviewers, and Dr. Hamdy Abdelaty for their useful comments on earlier versions of this paper.

Appendix A

Table A1, Table A2, and Fig. A1

Table A1
Description of variables.

Variable	Description and unit
Firm performance	Sales per full time equivalent (FTE) employee in the last survey year (in logs)
Quality innovation	Whether the firm introduced new quality control procedures in production or operation during the three-year period (dummy)
Organizational innovation	Whether the firm introduced new management/administrative procedures during the three-year period (dummy)
Product development	Whether the firm introduced new products or services during the three-year period (dummy)
Product improvement	Whether the firm added new features to existing products or services during the three-year period (dummy)
Efficiency innovation	Whether the firm introduced new or significantly improved methods to reduce unit production costs during the three-year period (dummy)
Flexibility innovation	Whether the firm introduced new or significantly improved methods to increase production flexibility during the three-year period (dummy)
Size	Number of FTE employees in the last survey year (in logs)
Age	Number of years since a firm was formally founded (in logs)
Investment intensity	Investment in physical assets per FTE employee in the last survey year (in logs)
Government ownership	Whether the firm is owned by government or state in the last survey year (dummy)
Foreign ownership	Whether the firm is owned by private foreign firms in the last survey year (dummy)
Human capital	Average number of years of education of FTE employees (in years)
External finance	Whether the firm had access to external finance (dummy)

Table A2
Performance regression: determinants of firm performance by factors or individual innovation types.

	1 Coef.	2 Coef.	3 Coef.	4 Coef.	5 Coef.	6 Coef.	7 Coef.
Factor 1	0.724* (0.394)						
Factor 2	0.396 (0.356)						
Quality innovation		1.434*** (0.169)					
Organizational innovation			1.370*** (0.208)				
Product innovation				1.612*** (0.138)			
Product improvement					1.370*** (0.210)		
Efficiency innovation						−1.198*** (0.176)	
Flexibility innovation							1.231*** (0.214)
Size (log)	−0.164*** (0.054)	−0.129*** (0.041)	−0.134*** (0.043)	−0.097*** (0.037)	−0.099** (0.040)	0.064* (0.035)	−0.084** (0.039)
Age (log)	0.018 (0.087)	0.032 (0.077)	−0.010 (0.079)	0.082 (0.079)	−0.013 (0.078)	0.067 (0.075)	0.046 (0.076)
Investment intensity (log)	−0.015 (0.014)	−0.006 (0.009)	−0.001 (0.009)	0.003 (0.008)	−0.002 (0.009)	0.048*** (0.008)	0.002 (0.009)
Human capital	−0.009 (0.033)	0.005 (0.023)	−0.012 (0.022)	−0.024 (0.023)	0.009 (0.024)	0.007 (0.020)	0.013 (0.022)
Government ownership	0.364 (0.361)	0.371 (0.245)	0.236 (0.239)	0.362 (0.241)	0.257 (0.240)	0.319 (0.233)	0.520** (0.246)
Foreign ownership	0.185 (0.174)	0.265 (0.171)	0.163 (0.175)	0.288* (0.165)	0.274* (0.158)	0.497*** (0.143)	0.316*** (0.155)
Constant	13.693*** (0.577)	12.755*** (0.519)	13.070*** (0.465)	12.731*** (0.520)	12.669*** (0.509)	13.382*** (0.502)	12.074*** (0.482)
Industry dummies	Yes	Yes	Yes	Yes	Yes	Yes	Yes
City dummies	Yes	Yes	Yes	Yes	Yes	Yes	Yes
Wald χ^2	3,082.75***	1,081.17***	1,016.28***	1,100.40***	882.37***	690.94***	740.60***
Log pseudolikelihood	−4,361.89	−2,148.19	−2,149.38	−2,150.43	−2,155.74	−1,993.86	−2,125.93
Observations	1,139	1,139	1,139	1,139	1,139	1,139	1,139

The conditional mixed process procedure is used to estimate innovation and productivity equations simultaneously. Robust standard errors are in parentheses. *, ** and *** indicate significance at the 10%, 5% and 1% levels.

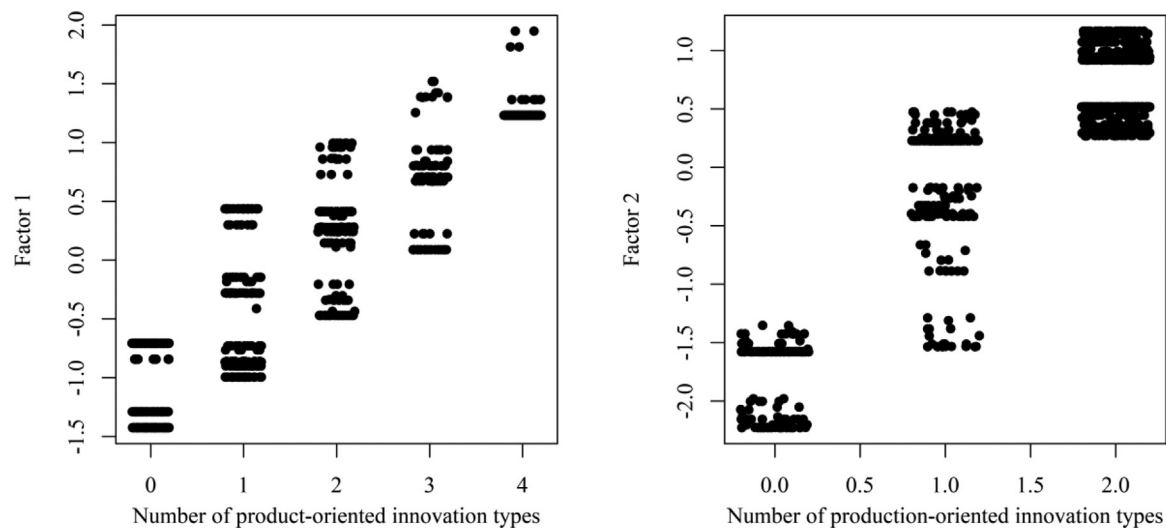


Fig. A1. Jitter plot showing the relationships between factor scores and the number of innovation types.

References

- Adler, P. S., Goldoftas, B., & Levine, D. I. (1999). Flexibility versus efficiency? A case study of model changeovers in the Toyota production system. *Organization Science*, 10(1), 43–68.
- Arranz, N., Arroyabe, M. F., Li, J., & de Arroyabe, J. F. (2019). An integrated model of organisational innovation and firm performance: Generation, persistence and complementarity. *Journal of Business Research*, 105, 270–282.
- Ballot, G., Fakhfakh, F., Galia, F., & Salter, A. (2015). The fateful triangle: Complementarities in performance between product, process and organizational innovation in France and the UK. *Research Policy*, 44(1), 217–232.
- Barney, J. (1991). Firm resources and sustained competitive advantage. *Journal of Management*, 17(1), 99–120.
- Battisti, G., & Stoneman, P. (2010). How innovative are UK firms? Evidence from the fourth UK community innovation survey on synergies between technological and organizational innovations. *British Journal of Management*, 21(1), 187–206.
- Baumann, J., & Kritikos, A. S. (2016). The link between R&D, innovation and productivity: Are micro firms different? *Research Policy*, 45(6), 1263–1274.
- Cao, S., Feng, F., Chen, W., & Zhou, C. (2020). Does market competition promote innovation efficiency in China's high-tech industries? *Technology Analysis & Strategic Management*, 32(4), 429–442.
- Chen, J., Burgelman, R. A., Li, J., Hang, C. C., & Zheng, G. (2020). Leading for constructive innovation: Preliminary evidence from China. *Journal of Engineering and Technology Management*, 57, 101588.
- Chen, J., Zhu, Z., & Zhang, Y. (2017). A study of factors influencing disruptive innovation in Chinese SMEs. *Asian Journal of Technology Innovation*, 25(1), 140–157.
- Chen, Q., Wang, C. H., & Huang, S. Z. (2020). Effects of organizational innovation and technological innovation capabilities on firm performance: Evidence from firms in China's Pearl River Delta. *Asia Pacific Business Review*, 26(1), 72–96.
- Christmann, P. (2000). Effects of “best practices” of environmental management on cost advantage: The role of complementary assets. *Academy of Management Journal*, 43(4), 663–680.
- Chudnovsky, D., López, A., & Pupato, G. (2006). Innovation and productivity in developing countries: A study of Argentine manufacturing firms' behavior (1992–2001). *Research Policy*, 35(2), 266–288.
- Chung, L., & Tan, K. H. (2017). The unique Chinese innovation pathways: Lessons from Chinese small and medium sized manufacturing firms. *International Journal of Production Economics*, 190, 80–87.
- Colbert, B. A. (2004). The complex resource-based view: Implications for theory and practice in strategic human resource management. *Academy of Management Review*, 29(3), 341–358.
- Damanpour, F. (2010). An integration of research findings of effects of firm size and market competition on product and process innovations. *British Journal of Management*, 21(4), 996–1010.
- Donbesuur, F., Ampong, G. O. A., Owusu-Yirenkyi, D., & Chu, I. (2020). Technological innovation, organizational innovation and international performance of SMEs: The moderating role of domestic institutional environment. *Technological Forecasting and Social Change*, 161, 120252.
- Doran, J. (2012). Are differing forms of innovation complements or substitutes? *European Journal of Innovation Management*, 15(3), 351–371.
- Ebben, J. J., & Johnson, A. C. (2005). Efficiency, flexibility, or both? Evidence linking strategy to performance in small firms. *Strategic Management Journal*, 26(13), 1249–1259.
- Evangelista, R., & Vezzani, A. (2010). The economic impact of technological and organizational innovations. A firm-level analysis. *Research Policy*, 39(10), 1253–1263.
- Fu, X., Mohnen, P., & Zanella, G. (2018). Innovation and productivity in formal and informal firms in Ghana. *Technological Forecasting and Social Change*, 131, 315–325.
- González-Blanco, J., Vila-Alonso, M., & Guisado-González, M. (2019). Exploring the complementarity between foreign technology, embedded technology and increase of productive capacity. *Technological and Economic Development of Economy*, 25(1), 39–58.
- Gu, Q., Jiang, W., & Wang, G. G. (2016). Effects of external and internal sources on innovation performance in Chinese high-tech SMEs: A resource-based perspective. *Journal of Engineering and Technology Management*, 40, 76–86.
- Guisado-González, M., González-Blanco, J., Coca-Pérez, J. L., & Guisado-Tato, M. (2018). Assessing the relationship between R&D subsidy, R&D cooperation and absorptive capacity: An investigation on the manufacturing Spanish case. *The Journal of Technology Transfer*, 43(6), 1647–1666.
- Guisado-González, M., Wright, L. T., & Guisado-Tato, M. (2017). Product–process matrix and complementarity approach. *The Journal of Technology Transfer*, 42(3), 441–459.
- Gunday, G., Ulusoy, G., Kilic, K., & Alpkan, L. (2011). Effects of innovation types on firm performance. *International Journal of Production Economics*, 133(2), 662–676.
- Hall, B. H., Lotti, F., & Mairesse, J. (2009). Innovation and productivity in SMEs: empirical evidence for Italy. *Small Business Economics*, 33(1), 13–33.
- Hervas-Oliver, J. L., Sempere-Ripoll, F., Boronat-Moll, C., & Rojas, R. (2015). Technological innovation without R&D: Unfolding the extra gains of management innovations on technological performance. *Technology Analysis & Strategic Management*, 27(1), 19–38.
- Hou, J., & Mohnen, P. (2013). Complementarity between in-house R&D and technology purchasing: evidence from Chinese manufacturing firms. *Oxford Development Studies*, 41(3), 343–371.
- Hsieh, C. T., & Klenow, P. J. (2014). The life cycle of plants in India and Mexico. *The Quarterly Journal of Economics*, 129(3), 1035–1084.
- Hulova, D., Simms, C. D., Trott, P., & Laczo, P. (2019). Critical capabilities for effective management of complementarity between product and process innovation: Cases from the food and drink industry. *Research Policy*, 48(1), 339–354.
- Hulova, D., Trott, P., & Simms, C. D. (2016). Uncovering the reciprocal complementarity between product and process innovation. *Research Policy*, 45(5), 929–940.
- Jiang, L. A., Waller, D. S., & Cai, S. (2013). Does ownership type matter for innovation? Evidence from China. *Journal of Business Research*, 66(12), 2473–2478.
- Laforet, S., & Tann, J. (2006). Innovative characteristics of small manufacturing firms. *Journal of Small Business and Enterprise Development*, 13(3), 363–380.
- Lee, R., Lee, J. H., & Garrett, T. C. (2019). Synergy effects of innovation on firm performance. *Journal of Business Research*, 99, 507–515.
- Lee, Y. N., & Walsh, J. P. (2016). Inventing while you work: Knowledge, non-R&D learning and innovation. *Research Policy*, 45(1), 345–359.
- Li, L. (2018). China's manufacturing locus in 2025: With a comparison of “Made-in-China 2025” and “Industry 4.0. *Technological Forecasting and Social Change*, 135, 66–74.
- Liao, H., Yang, L., Ma, H., & Zheng, J. (2020). Technology import, secondary innovation, and industrial structure optimization: A potential innovation strategy for China. *Pacific Economic Review*, 25(2), 145–160.
- Lin, Y., & Wu, L. Y. (2014). Exploring the role of dynamic capabilities in firm performance under the resource-based view framework. *Journal of Business Research*, 67(3), 407–413.
- Liu, X., Schwaag Serger, S., Tagscherer, U., & Chang, A. Y. (2017). Beyond catch-up—can a new innovation policy help China overcome the middle income trap? *Science and Public Policy*, 44(5), 656–669.
- Liu, Y., & Wang, M. (2022). Entrepreneurial orientation, new product development and firm performance: The moderating role of legitimacy in Chinese high-tech SMEs. *European Journal of Innovation Management*, 25(1), 130–149.
- Mei, L., Zhang, T., & Chen, J. (2019). Exploring the effects of inter-firm linkages on SMEs' open innovation from an ecosystem perspective: An empirical study of Chinese manufacturing SMEs. *Technological Forecasting and Social Change*, 144, 118–128.

- Mohnen, P., & Röller, L. H. (2005). Complementarities in innovation policy. *European Economic Review*, 49(6), 1431–1450.
- Nahm, J., & Steinfeld, E. S. (2014). Scale-up nation: China's specialization in innovative manufacturing. *World Development*, 54, 288–300.
- Ngo, L. V., Bucic, T., Sinha, A., & Lu, V. N. (2019). Effective sense-and-respond strategies: Mediating roles of exploratory and exploitative innovation. *Journal of Business Research*, 94, 154–161.
- O'Reilly, C. A., III, & Tushman, M. L. (2008). Ambidexterity as a dynamic capability: Resolving the innovator's dilemma. *Research in Organizational Behavior*, 28, 185–206.
- Oslo Manual: Guidelines for collecting and interpreting innovation data (3rd ed.). Paris: OECD.
- Peteraf, M. A. (1993). The cornerstones of competitive advantage: a resource-based view. *Strategic Management Journal*, 14(3), 179–191.
- Petti, C., Tang, Y., & Margherita, A. (2019). Technological innovation vs technological backwardness patterns in latecomer firms: An absorptive capacity perspective. *Journal of Engineering and Technology Management*, 51, 10–20.
- Phillips, F., Chang, J., & Su, Y. S. (2019). When do efficiency and flexibility determine a firm's performance? A simulation study. *Journal of Innovation & Knowledge*, 4(2), 88–96.
- Qiao, P. H., Ju, X. F., & Fung, H. G. (2014). Industry association networks, innovations, and firm performance in Chinese small and medium-sized enterprises. *China Economic Review*, 29, 213–228.
- Rivkin, J. W. (2000). Imitation of complex strategies. *Management Science*, 46(6), 824–844.
- Sapprasert, K., & Clausen, T. H. (2012). Organizational innovation and its effects. *Industrial and Corporate Change*, 21(5), 1283–1305.
- Serrano-Bedia, A. M., López-Fernández, M. C., & García-Piqueres, G. (2018). Complementarity between innovation knowledge sources: Does the innovation performance measure matter? *BRQ Business Research Quarterly*, 21(1), 53–67.
- Simao, L., & Franco, M. (2018). External knowledge sources as antecedents of organizational innovation in firm workplaces: A knowledge-based perspective. *Journal of Knowledge Management*, 22(2), 237–256.
- Sok, P., O'cass, A., & Miles, M. P. (2016). The performance advantages for SMEs of product innovation and marketing resource–capability complementarity in emerging economies. *Journal of Small Business Management*, 54(3), 805–826.
- Solis-Molina, M., Hernández-Espallardo, M., & Rodríguez-Orejuela, A. (2018). Performance implications of organizational ambidexterity versus specialization in exploitation or exploration: The role of absorptive capacity. *Journal of Business Research*, 91, 181–194.
- Soto-Acosta, P., Popa, S., & Martínez-Conesa, I. (2018). Information technology, knowledge management and environmental dynamism as drivers of innovation ambidexterity: A study in SMEs. *Journal of Knowledge Management*, 22(4), 824–849.
- Tan, J., & Wang, L. (2010). Flexibility–efficiency tradeoff and performance implications among Chinese SOEs. *Journal of Business Research*, 63(4), 356–362.
- Tang, Z., & Hull, C. (2012). An investigation of entrepreneurial orientation, perceived environmental hostility, and strategy application among Chinese SMEs. *Journal of Small Business Management*, 50(1), 132–158.
- Tavassoli, S., & Karlsson, C. (2016). Innovation strategies and firm performance: Simple or complex strategies? *Economics of Innovation and New Technology*, 25(7), 631–650.
- Teece, D. J. (1986). Profiting from technological innovation: Implications for integration, collaboration, licensing and public policy. *Research Policy*, 15(6), 285–305.
- Úbeda-García, M., Claver-Cortés, E., Marco-Lajara, B., & Zaragoza-Sáez, P. (2020). Toward a dynamic construction of organizational ambidexterity: Exploring the synergies between structural differentiation, organizational context, and interorganizational relations. *Journal of Business Research*, 112, 363–372.
- Wu, X., Ma, R., & Xu, G. (2009). Accelerating secondary innovation through organizational learning: A case study and theoretical analysis. *Industry and Innovation*, 16(4–5), 389–409.
- Xiang, D., Chen, J., Tripe, D., & Zhang, N. (2019). Family firms, sustainable innovation and financing cost: Evidence from Chinese hi-tech small and medium-sized enterprises. *Technological Forecasting and Social Change*, 144, 499–511.
- Zhang, M., & Merchant, H. (2020). A causal analysis of the role of institutions and organizational proficiencies on the innovation capability of Chinese SMEs. *International Business Review*, 29(2), 101638.
- Zhang, S., Yang, D., Qiu, S., Bao, X., & Li, J. (2018). Open innovation and firm performance: Evidence from the Chinese mechanical manufacturing industry. *Journal of Engineering and Technology Management*, 48, 76–86.
- Zhang, Z., Jin, J., & Guo, M. (2017). Catch-up in nanotechnology industry in China from the aspect of process-based innovation. *Asian Journal of Technology Innovation*, 25(1), 5–22.