

Van den Bossche, Thomas; Çalık, Hatice; Jacobs, Evert-Jan; Toffolo, Túlio A.M.;  
Vanden Berghe, Greet

## Article

# Truck scheduling in tank terminals

EURO Journal on Transportation and Logistics (EJTL)

## Provided in Cooperation with:

Association of European Operational Research Societies (EURO), Fribourg

*Suggested Citation:* Van den Bossche, Thomas; Çalık, Hatice; Jacobs, Evert-Jan; Toffolo, Túlio A.M.; Vanden Berghe, Greet (2020) : Truck scheduling in tank terminals, EURO Journal on Transportation and Logistics (EJTL), ISSN 2192-4384, Elsevier, Amsterdam, Vol. 9, Iss. 1, pp. 1-16, <https://doi.org/10.1016/j.ejtl.2020.100001>

This Version is available at:

<https://hdl.handle.net/10419/325130>

## Standard-Nutzungsbedingungen:

Die Dokumente auf EconStor dürfen zu eigenen wissenschaftlichen Zwecken und zum Privatgebrauch gespeichert und kopiert werden.

Sie dürfen die Dokumente nicht für öffentliche oder kommerzielle Zwecke vervielfältigen, öffentlich ausstellen, öffentlich zugänglich machen, vertreiben oder anderweitig nutzen.

Sofern die Verfasser die Dokumente unter Open-Content-Lizenzen (insbesondere CC-Lizenzen) zur Verfügung gestellt haben sollten, gelten abweichend von diesen Nutzungsbedingungen die in der dort genannten Lizenz gewährten Nutzungsrechte.

## Terms of use:

*Documents in EconStor may be saved and copied for your personal and scholarly purposes.*

*You are not to copy documents for public or commercial purposes, to exhibit the documents publicly, to make them publicly available on the internet, or to distribute or otherwise use the documents in public.*

*If the documents have been made available under an Open Content Licence (especially Creative Commons Licences), you may exercise further usage rights as specified in the indicated licence.*



<https://creativecommons.org/licenses/by-nc-nd/4.0/>



ELSEVIER

Contents lists available at ScienceDirect

# EURO Journal on Transportation and Logistics

journal homepage: [www.journals.elsevier.com/euro-journal-on-transportation-and-logistics](http://www.journals.elsevier.com/euro-journal-on-transportation-and-logistics)



## Truck scheduling in tank terminals

Thomas Van den Bossche<sup>a</sup>, Hatice Çalık<sup>a,\*</sup>, Evert-Jan Jacobs<sup>a</sup>, Túlio A.M. Toffolo<sup>b</sup>, Greet Vanden Berghe<sup>a</sup>

<sup>a</sup> KU Leuven, Department of Computer Science, CODES, Belgium

<sup>b</sup> Federal University of Ouro Preto, Department of Computing, Brazil

### ARTICLE INFO

#### Keywords:

Tank terminals  
Truck scheduling  
Heuristics  
Blocking constraints  
Conflict-free scheduling

### ABSTRACT

Tank terminals play a significant role in the storage and international transportation of goods such as liquids and gases. This paper focuses on a real-world problem where trucks must be assigned to loading stations which connect to tanks containing the product to (un)load. The typically limited operational space results in a specific type of blocking where trucks may be blocked not only at their assigned loading station, but also on their way towards it. The difficulty of fully understanding the repercussions of scheduling trucks to certain loading positions makes it extremely challenging for human operators to schedule trucks efficiently. The problem is contrasted against a range of active problems from the scheduling literature in order to establish its unique scientific merit. We provide a mixed integer programming formulation for this problem and a heuristic approach. The heuristic outperforms an estimation of the dispatching rules currently enforced by terminals, thereby providing such terminals with a practical tool for optimizing their operations. Moreover, in order to stimulate further research, a set of instances derived from real-world data has been made publicly available.

### 1. Introduction

A significant number of liquid and gas products are transported internationally every day. Given that these products are typically moved over vast distances, it is not uncommon for their transportation to be divided between multiple modes of transport (such as ships, trucks and trains). As many liquid and gas products are potentially hazardous, they must be handled safely and as efficiently as possible. These safety requirements necessitate the use of intermediate storage facilities when transferring products between different modes of transport. This is accomplished via specialized tanks located in tank terminals.

Since the operational space of tank terminals is usually restricted in size, terminal operations must be well coordinated to guarantee efficient scheduling. The truck scheduling problem in tank terminals (TSTT) introduced in this paper involves a set of trucks, their expected arrival times, and the corresponding products to be (un)loaded. The tanks that store the products are connected to several loading stations which enable the transfer of products to or from the trucks. Each truck must be assigned to a single loading station in the terminal, chosen from a subset of stations which are compatible for the transfer of its specific product.

The service time of different stations may differ for the same truck as

the flow rate is station-specific. Loading stations connected to the same tank cannot be operated simultaneously and the (un)loading operation of a truck cannot be interrupted.

Fig. 1 presents a schematic overview of the terminal layout. Tanks are located in one area whereas trucks connect to loading stations in another. Loading stations connect to multiple tanks and all connections are via underground pipes.

Each tank is assumed to have infinite capacity, which means trucks can always (un)load their product completely. As a consequence, partial product transfers are not allowed. Trucks must (un)load at fixed loading stations grouped at a number of loading racks, which contain the equipment necessary for enabling the safe transfer of products. These racks are positioned along a small number of terminal aisles.

Trucks access their loading station by traversing one of the limited number of directed paths through the yard, which are defined as a sequence of narrow terminal aisles. Paths always begin at the terminal entrance and end at a common exit point. Some aisles can only be traversed in one direction and, due to the limited operational space, only one truck can traverse an aisle at a time and overtaking is not permitted. The terminal entrance is assumed to have infinite capacity, so there is no limit on the number of trucks that can be waiting simultaneously.

\* Corresponding author.

E-mail addresses: [thomas.vandenbossche@cs.kuleuven.be](mailto:thomas.vandenbossche@cs.kuleuven.be) (T. Van den Bossche), [hatice.calik@kuleuven.be](mailto:hatice.calik@kuleuven.be) (H. Çalık), [evertjan.jacobs@kuleuven.be](mailto:evertjan.jacobs@kuleuven.be) (E.-J. Jacobs), [tulio@toffolo.com.br](mailto:tulio@toffolo.com.br) (T.A.M. Toffolo), [greet.vandenbergh@cs.kuleuven.be](mailto:greet.vandenbergh@cs.kuleuven.be) (G. Vanden Berghe).

<https://doi.org/10.1016/j.ejtl.2020.100001>

Received 10 January 2020; Accepted 24 January 2020

2192-4376/© 2020 The Authors. Published by Elsevier B.V. on behalf of Association of European Operational Research Societies (EURO). This is an open access article

under the CC BY-NC-ND license (<http://creativecommons.org/licenses/by-nc-nd/4.0/>).

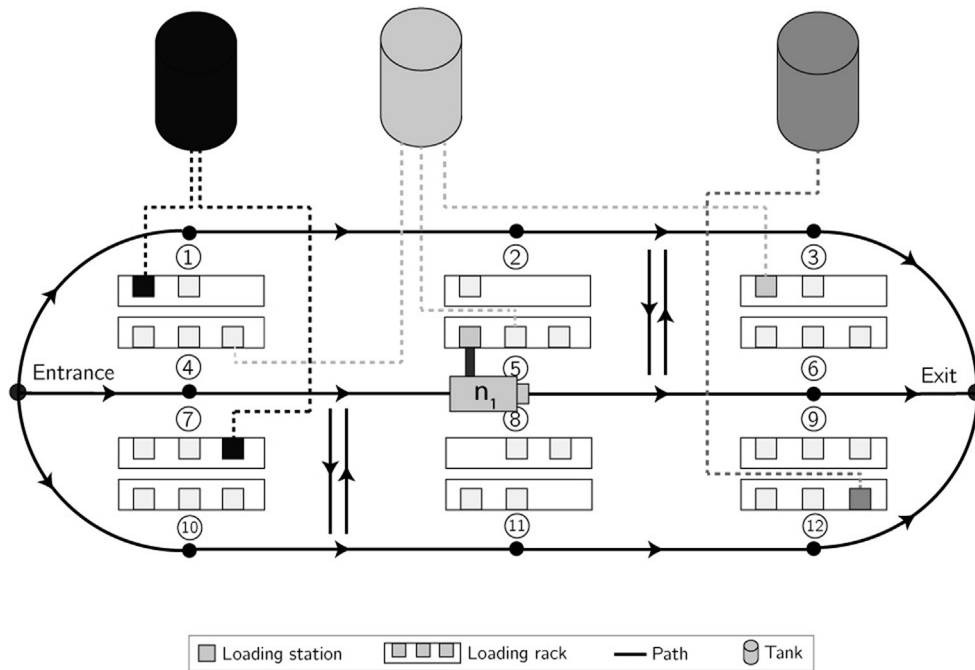


Fig. 1. Sample terminal layout.

In addition to the actual product transfer, various tasks such as connection, verification and disconnection must be conducted by human operators to guarantee safety before initiating and after ending product transfer at loading stations. Each of these tasks requires a setup time which adds up to the truck's length of stay at their loading station. Since certain products are associated with very specific risks, operators assigned to a product transfer must have the necessary skills to conduct the task. When all suitable operators are occupied, a truck must wait for a skilled operator to become available.

Terminal layout restrictions combined with the frequency of truck arrivals introduce some unique blocking constraints regarding a truck's capability of reaching and exiting its assigned loading station in a timely fashion. Blocking may occur in one of the following situations:

1. The assigned loading station is occupied by another truck.
2. The tank to (un)load from, which may be connected to different loading stations in the yard, is serving another truck.
3. The path to reach the assigned loading station (before initiating the product transfer) is occupied by one or more trucks.
4. The path to reach the exit point (after the transfer is completed) is occupied by one or more trucks.

A truck may have to wait at two different locations at the terminal: (i) the entrance and (ii) the loading station it is assigned to. The truck waits at the entrance until its loading station becomes free and reachable and there is an operator available to connect the truck to the loading station. Once this is the case, the truck drives and connects to its assigned loading station. It then remains at the loading station until the product transfer has ended and the path to the exit is clear. Once the truck reaches the exit, it leaves the system immediately.

Since trucks may be delayed due to both blocking and the absence of skilled operators, truck scheduling and operator assignment are highly interrelated and have a significant impact on modelling decisions.

The objective of the TSTT is to minimize the trucks' total tardiness, which will be formally defined in Section 3. Blocking is the primary bottleneck associated with the TSTT and therefore it is crucial that blocking restrictions are addressed by the proposed scheduling approach.

The remainder of the paper is structured as follows. Related real-

world problems where similar types of blocking occur are discussed throughout Section 2. Section 3 describes the TSTT as well as the blocking constraints which arise due to the spatially-restricted operational area. Section 4 introduces a mixed integer programming formulation for the TSTT. Section 5 presents a constructive heuristic and a refinement procedure which obtains good quality results within reasonable computation time. Section 6 provides the results obtained from experiments conducted on instances derived from data provided by a real-world tank terminal. Finally, conclusions are outlined in Section 7 in addition to discussing possible future research directions.

## 2. Related work

The compact layout of tank terminals results in a unique type of blocking. Nevertheless, other real-world problems can be identified in which specific actions or operations must be scheduled and some kind of blocking at path segments occurs. Most similar types of blocking are to be found in problems concerning the scheduling of vehicles to complete actions or retrieve goods, such as aircraft scheduling, train scheduling, and order picking at warehouses. Certain distinctions can be made regarding various characteristics such as the operation to be scheduled and the position in the network where blocking may arise. Since the type of blocking introduced in the present paper bears similarities with those in academic work, a thorough assessment of these previous problems will help isolate and identify the precise novelty of blocking in the TSTT.

### 2.1. Aircraft scheduling

The aircraft scheduling problem in a terminal maneuvering area concerns making conflict-free decisions with respect to take-off and landing operations where the most common objectives are minimizing delay propagation or deviation from the target landing and take-off times. A thorough classification of existing models has been offered by Samà et al. (2017a). An airport network consists of air segments, runways and holdings. For aircraft to take-off and land, they must traverse these segments while respecting the given airport schedule as much as possible. Each aircraft is associated with a sequence of operations to be executed, where an operation is defined as traversing one of the airport's

segments with a fixed speed. When traversing these segments, aircraft cannot overtake as this would result in safety risks. Blocking occurs whenever aircraft traversing the same segment do not respect a minimum safety distance between one another and is dependent upon both the aircraft sequence and their respective paths. As opposed to tank terminals, where a truck may be assigned to multiple loading stations which are accessible by multiple paths, aircraft are less flexible due to the limited number of segments for their routing. Additionally, the sequence of operations attributed to aircraft does not require additional operators and therefore no delays are caused by operator unavailability.

Generally, aircraft routes are assumed to be fixed, with their re-routing treated as a separate problem. Samà et al. (2017b) proposed a framework which optimizes the two subproblems in a lexicographic manner. However, since routing (path assignment) and scheduling decisions (loading stations and operators) are highly interrelated in the present work, an integrated approach is required.

## 2.2. Railway scheduling

The single-track railway scheduling problem occurs when a set of trains must travel through a predefined railway network which consists of single tracks, sidings and stations. The objective is to minimize the total tardiness of trains, while respecting the time schedule initially provided by the railway company as much as possible. This problem can be modelled as a job-shop scheduling problem, by considering the train trips as jobs, which will be scheduled on tracks regarded as resources.

In the literature, the problem is modelled as a job-shop scheduling problem with blocking constraints. These constraints refer to situations in which trains occupy a track section longer than necessary until the succeeding section is available for traversal. Zhou and Zhong (2007), Meng and Zhou (2014), Törnquist and Persson (2007) induce blocking indirectly by setting the finishing time of a train on a preceding track section equal to the starting time on the succeeding track. By contrast, Lange and Werner (2018) only apply starting time variables and include blocking directly in additional constraints. Sections with parallel tracks are interpreted as parallel machines, one machine with parallel machine units, or intermediate buffers with a capacity equal to the number of parallel tracks.

Generally, work from the literature assumes that all trains take the same amount of time to traverse track segments. The waiting time during which they are stationary at platforms or sidings is assumed to be far less than the time required for them to travel the railway network. This is in stark contrast to the TSTT, where transferring a product at a loading station is assumed to be the most time-consuming activity. Additionally, routing is generally not part of the decision-making process as a fixed route is provided for each train.

## 2.3. Order picking

Similarities with respect to the present work can also be found in the literature on warehouse operations, a comprehensive review of which has been offered by Karasek (2013). Among these operations, order picking is the most relevant with respect to the TSTT. In warehouses, order pickers navigate through narrow aisles to retrieve items from shelves, placing them in a cart. The most common objective in order picking is to minimize total retrieval time. Each item in an order is stored at only one pick-up location and an automatic picker always returns to its original position whenever a trip is complete. Picker blocking occurs whenever a picker enters an aisle in which another picker is already present. Similar to the truck scheduling problem, pickers are physically incapable of overtaking due to the narrow warehouse aisles. Each item is only available at a single location whereas in the TSTT a product may be provided at multiple loading stations, which are themselves accessible by multiple paths. Furthermore, traveling to and from the picking location takes far longer than retrieving the item.

## 2.4. Collision-free vehicle routing

Blocking constraints are generally referred to as *conflicts* when considering collision-free vehicle routing problems. The most common applications wherein such blocking constraints occur are robot movement and container transportation by automated guided vehicles.

One approach consists of a dynamic routing algorithm (Gawrilow et al., 2008) which computes collision-free routes by considering time-expanded networks wherein it is permitted to wait at vehicle start positions as well as on the edges which constitute paths. When delays or disturbances occur, routes must be recomputed. More recently, Gawrilow et al. (2012) approached the problem by way of static route computations. In order to avoid collisions, a vehicle is assigned to the subsequent part of its route while other vehicles are not allowed to traverse it.

Whereas Gawrilow et al. (2008, 2012) assume that vehicles have a predefined start and end point in the network, a truck's destination is not fixed in the TSTT since it depends on the assigned loading station. Furthermore, Gawrilow et al. (2008, 2012) assume that vehicles may only be blocked at their paths. By contrast, in the TSTT blocking may occur at both paths and loading stations, and depends on the availability of resources, namely the assigned tank and skilled operators. Therefore, truck routing, scheduling, and operator assignments should be integrated.

The real-world problems outlined in the preceding pages are all closely related to the present work insofar as they all concern the routing of vehicles in environments where blocking occurs. Certain fundamental differences between the TSTT and those discussed in relation to blocking can be summarized as follows:

1. The travel time in the discussed problems is, proportionally, far longer than the time required to conduct the primary activity or operation. Trains spend more time traveling between stations than they spend stationary and aircraft taxiing takes far longer than take-off or landing, for example.
2. The physical environments in the aforementioned problems are less interconnected since routes are generally assumed to be fixed. Consequently, there are fewer options as regards how to route vehicles toward their destinations. However, in the TSTT scheduling and routing decisions are highly interrelated.
3. In the TSTT blocking at multiple resources is considered, namely at loading stations and paths.

In addition to the assignment of paths and loading stations to the trucks, the TSTT requires the assignment of operators to each truck's task. This operator assignment procedure requires solving an integrated staff scheduling problem which is interrelated with the scheduling of the trucks. Recently, a classification of staff scheduling problems which include task assignment has been offered by Ernst et al. (2004). Since there is a limited number of skilled operators available, the operator assignment scheme may also become a blocking factor and therefore influences the truck schedules.

## 3. Problem description

The problem under consideration consists of a tank terminal with a set of tanks  $H$ ; a set of loading stations  $S$ ; a set of trucks  $N$  to be served; and a set of operators  $O = O^C \cup O^V \cup O^D$  where  $O^C$ ,  $O^V$ , and  $O^D$  are the - not necessarily disjoint - sets of operators who perform connection, verification, and disconnection tasks, respectively. Loading stations are grouped together into a set of racks  $R$  and each loading station  $s \in S$  is connected to a tank  $h(s) \in H$ . Let  $h_n \in H$  be the tank associated with the product of truck  $n \in N$  and  $S_n \subset S$  denote the set of loading stations compatible with the transfer of the product of  $n \in N$ , such that  $h(s) = h_n$ ,  $\forall s \in S_n$ . Truck  $n$  must be assigned to one of the stations in  $S_n$ . The notation regarding tanks can therefore be omitted from the remainder of this study. An operator must be assigned to each of the connection,

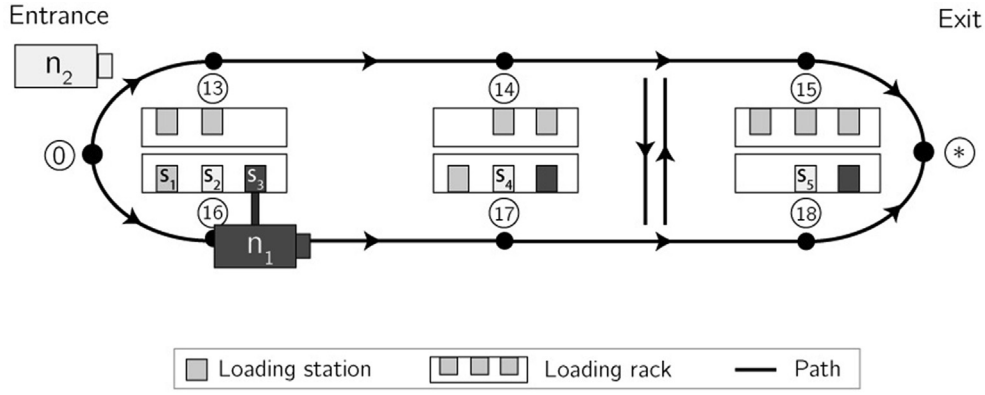


Fig. 2. Direct and indirect blocking.

verification, and disconnection tasks associated with each truck. In order to ensure a safe product transfer and keep human error at a minimum during these operations, the proper connection of a truck to a loading station must be verified by another operator. Therefore, the operator who conducted a connection is not allowed to verify this task themselves. Once the connection and verification tasks have ended, the transfer can be performed without the need of an operator. However, an operator will once again be required for disconnection after the transfer is complete.

The service time for the connection, verification, and disconnection tasks, which are fixed and identical for each  $n \in N$ , are denoted as  $T^C$ ,  $T^V$  and  $T^D$ , respectively. The transfer time needed for  $n$ 's product at station  $s \in S$  is defined as  $T_{ns}^P$ . The arrival time at the yard entrance is also fixed for each  $n$  and is denoted by  $T_n^A$ .

The most time-consuming component in the TSTT is transferring the product rather than traversing the path to and from this product's location. In the real-world case (un)loading may take several hours, while the time spent traveling through the yard is at most a few minutes. Given that the travel time is negligible compared to the transfer time, it is ignored for the purpose of the present paper.

Trucks may need to wait either at the entrance or at the assigned loading station for one of the following reasons:

1. A truck must wait at the entrance
  - (a) if the assigned loading station is occupied.
  - (b) if a station neighboring the assigned loading station is occupied.
  - (c) if the path to the assigned loading station is blocked.
  - (d) if the tank of the required product is busy with the transfer of another truck.
  - (e) for the operator to perform connection.
2. A truck must wait at the loading station
  - (a) for the operator to perform verification.
  - (b) for the operator to perform disconnection.
  - (c) if the path to the exit is blocked.

Let us denote the departure time of truck  $n \in N$  as  $t_n^D$  and the loading station it is assigned to as  $s_n$ . Then, the total time truck  $n$  spends in the terminal before its departure, say  $w_n$ , can be expressed as follows:

$$w_n = t_n^D - T_n^A \quad (1)$$

Note that the values for  $s_n$  and  $t_n^D$  are not given a priori and are decisions to be taken. A truck can only be assigned from its arrival time onwards.

Due to established agreements with contractors, trucks are generally allocated a predefined maximum duration  $T_{max}$  wherein they should be served. Exceeding this duration will result in significant additional costs for the terminal because they must suffer all overtime expenses. Let

Table 1

Possible paths for reaching racks 16, 17 and 18 from the entrance.

Rack	Accessible paths
16	$0 \rightarrow 16$
17	$0 \rightarrow 16 \rightarrow 17$
18	$0 \rightarrow 13 \rightarrow 14 \rightarrow 18$
	$0 \rightarrow 16 \rightarrow 17 \rightarrow 18$

$(w_n - T_{max})^+ = \max\{0, w_n - T_{max}\}$  denote the tardiness of truck  $n \in N$ . The objective is to minimize the total tardiness over all trucks, which we specify as follows:

$$\min \sum_{n \in N} (w_n - T_{max})^+ \quad (2)$$

Before formally describing the problem, Section 3.1 explains all possible blocking situations in detail, along with examples.

### 3.1. Blocking constraints

Each truck must be assigned to a feasible loading station  $s_n$ , a terminal path to access this station and operators to perform its tasks. The choice of loading station and path may significantly impact the scheduling process since blocking may occur with respect to either. Therefore, routing and scheduling decisions are highly interrelated.

#### Types of blocking

Given that yard occupancy (defined as the number of truck arrivals per time unit) is higher at busier periods, multiple trucks may have to traverse the same path simultaneously. Trucks may consequently be blocked from reaching their assigned loading station, resulting in significant delays.

In order to visually describe blocking, a simplified yard layout is provided in Fig. 2 with six loading racks, each containing multiple loading stations. The terminal entrance and exit are denoted as nodes 0 and \*, respectively. We then have four terminal paths from the entrance to the exit:  $0 \rightarrow 13 \rightarrow 14 \rightarrow 15 \rightarrow *$ ,  $0 \rightarrow 13 \rightarrow 14 \rightarrow 18 \rightarrow *$ ,  $0 \rightarrow 16 \rightarrow 17 \rightarrow 18 \rightarrow *$  and  $0 \rightarrow 16 \rightarrow 17 \rightarrow 15 \rightarrow *$ .

Next, assume truck  $n_1$  (the dark gray truck in Fig. 2) is assigned to loading station  $s_3$  belonging to rack 16. There is only one path which enables  $n_1$  to reach rack 16 ( $0 \rightarrow 16$ ). While  $n_1$  is located in the loading yard, truck  $n_2$ , which is denoted by the light gray truck, is waiting at the terminal entrance to (un)load its product at one of its potential loading stations ( $s_2$ ,  $s_4$  and  $s_5$ ). In this example, these potential loading stations are considered to be located at racks 16, 17 and 18. In Table 1, we provide a list of paths to access these loading racks.

Let us address the possibility of  $n_2$  (un)loading at each of these racks:



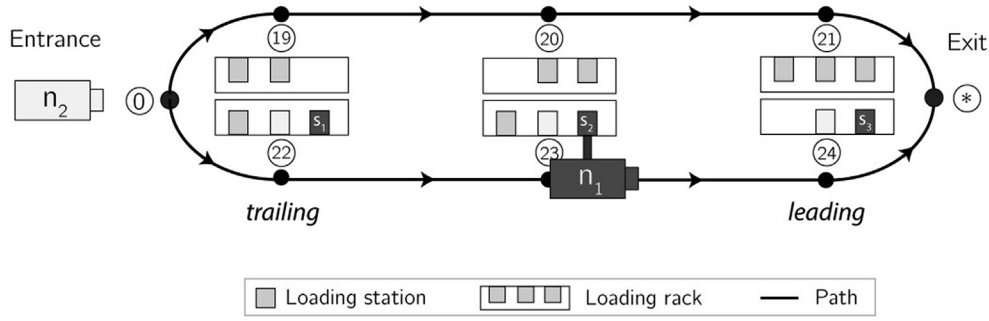


Fig. 3. Trailing and leading trucks.

- **Rack 16.** Blocking occurs if both trucks  $n_1$  and  $n_2$  would be assigned to the same loading station or neighboring loading stations of the same rack simultaneously due to the trucks' length. This type of blocking is referred to as *direct blocking* since the required resource itself is unavailable. On the sample layout of Fig. 2, once truck  $n_1$  is connected to station  $s_3$  of rack 16, then, although station  $s_2$  of the same rack is reachable from the entrance, truck  $n_2$  cannot be connected to it because it is blocked by truck  $n_1$ . The assignment of truck  $n_2$  to rack 16 would be possible only by scheduling it after  $n_1$ 's departure.
- **Rack 17.** When assigning  $n_2$  to a station belonging to rack 17, no physical blocking occurs given that this rack is clearly vacant. However, there is only one path by which rack 17 may be accessed ( $0 \rightarrow 16 \rightarrow 17$ ), part of which is currently occupied by truck  $n_1$ . Since overtaking is not permitted,  $n_2$  cannot access its loading station at the desired time. This type of blocking is referred to as *indirect blocking*, since the assigned resource is available, but the path towards it is not.
- **Rack 18.** This rack is accessible by the same path employed by truck  $n_1$ :  $0 \rightarrow 16 \rightarrow 17 \rightarrow 18$ , which would imply indirect blocking may occur. However, since another path to this rack is possible ( $0 \rightarrow 13 \rightarrow 14 \rightarrow 18$ ) which is currently not occupied by any truck, no blocking occurs and therefore truck  $n_2$  can immediately proceed to its loading station at this rack.

*Indirect blocking scenarios.* When indirect blocking occurs, the resulting delay depends on the position of the blocked truck with respect to the blocking one. Consider now the different layout provided in Fig. 3 and a schedule that assigns truck  $n_1$  to loading station  $s_2$ . Another truck,  $n_2$ , is waiting at the terminal entrance and can only be assigned to either  $s_1$  or  $s_3$ .

Depending on which loading station truck  $n_2$  is assigned to, it can either be referred to as *trailing* or *leading*. In the former, truck  $n_2$  is assigned to  $s_1$  which is preceding truck  $n_1$ 's loading station on the path, while in the latter  $n_2$  is assigned to  $s_3$  which succeeds truck  $n_1$  on the path. This spatial aspect has implications concerning the nature of the delay incurred by blocking.

When truck  $n_2$  is *trailing*, it may already proceed to its loading station and begin transferring the product, assuming skilled operators are available. However, its departure time is delayed until  $n_1$  has departed:.

$$t_{n_2}^D > t_{n_1}^D$$

By contrast, when truck  $n_2$  is *leading*, it cannot proceed to its loading station because the path toward it is clearly blocked. Therefore, its release time  $t_{n_2}^R$  (the earliest time when a truck's first task can be executed) is delayed until  $n_1$  has departed:

$$t_{n_2}^R > t_{n_1}^D$$

Another type of indirect blocking occurs when the tank of the product required by one truck is already being used by another. Consider again the layout in Fig. 3. Assume trucks  $n_1$  and  $n_2$  both require access to the same tank serving loading stations  $s_1$ ,  $s_2$  and  $s_3$ . Imagine truck  $n_1$  is already assigned to loading station  $s_2$ . Although there are no other trucks in the system yet, truck  $n_2$  cannot proceed to loading stations  $s_1$  or  $s_3$  before the operation of truck  $n_1$  is finished.

#### 4. Problem formulation

We provide a mixed integer programming (MIP) formulation of the TSTT based on a complete enumeration of feasible allocations. An allocation assigns all trucks to paths and loading stations. In addition, it assigns operators to perform the connection, verification and disconnection tasks associated with each truck. An allocation is considered feasible if the path assigned to each truck is a path existing in the terminal layout and the assigned loading station is on this path. Additionally, operator assignments must respect the skill requirements and the safety condition that connection and verification cannot be performed by the same operator for the same truck. We define  $M = \{m_1, \dots, m_{|M|}\}$  as the set of all such feasible allocations.

Consider the sample problem instance wherein two trucks must be scheduled in a terminal whose layout is represented in Fig. 4. The terminal has four loading stations and there are two identical operators, each capable of performing all operation types. Truck 1 can be served at  $s_1$  or  $s_2$  whereas truck 2 can be served at  $s_3$  or  $s_4$ .

One of the feasible allocations for this problem instance assigns truck 1 to  $s_1$ , truck 2 to  $s_4$ , both trucks to path  $0 \rightarrow s_1 \rightarrow s_4 \rightarrow *$ , and the connection, verification and disconnection of both trucks to operators 1, 2 and 1, respectively.

Given the path, loading station and operator assignments for all trucks, one can model the problem as a scheduling problem with blocking constraints. To do so, we construct a disjunctive graph  $G^m = (V^m, Z^m, W^m)$  for each allocation  $m \in M$  as described in Section 4.1.

##### 4.1. Disjunctive graphs for allocations in $M$

Roy and Sussmann (1964) were the first to formulate scheduling problems with disjunctive constraints, a method which has since become common in the scheduling literature. Balas (1969) provides an implicit enumeration algorithm to minimize the makespan of job-shop scheduling problems via disjunctive graphs. Adams et al. (1988) introduce a shifting bottleneck procedure utilizing disjunctive graph representations to solve the same problem. Early efficient branch-and-bound algorithms were developed by Carlier and Pinson (1989) and Brucker et al. (1994). Mason et al. (2002) introduce a modified shifting bottleneck algorithm to minimize the total tardiness in job-shop scheduling problems. This algorithm is later compared with an MIP based heuristic by Mason et al. (2005) and although the MIP based heuristic performs better on small

size instances, the algorithm of Mason et al. (2002) proves to be more efficient on larger ones.

An arbitrary allocation  $m \in M$  includes complete information concerning the loading station, path and operators assigned to every truck. Given this information, the problem reduces to scheduling jobs of all trucks where each job has five tasks to go through (connection, verification, transfer, disconnection, departure). Some of these tasks may need to be processed on the same machine (meaning the same operator or path) and since no buffer is allowed, some tasks might continue to block the machine even after their actual processing is complete.

Mascis and Pacciarelli (2002) are the first to formulate the job-shop scheduling problem with blocking constraints by generalizing disjunctive graphs to what they term alternative graphs. In Mascis and Pacciarelli (2002), blocking constraints represent the situations where there is no space for storage between machines. Later, Liu and Kozan (2009) utilize alternative graphs to formulate the train scheduling problem as a blocking parallel-machine job-shop scheduling problem. Additionally, Burdett and Kozan (2018) use alternative graphs to represent blocking constraints in the scheduling of health care activities in hospitals.

The disjunctive graph  $G^m = (V^m, Z^m, W^m)$  of an arbitrary  $m \in M$  is composed of a set  $V^m$  of vertices, a set  $Z^m$  of conjunctive arcs, and a set  $W^m$  of disjunctive arcs. We construct  $V^m$ ,  $Z^m$  and  $W^m$  as follows.

Define  $J^0 = \{Con, Ver, Trans, Dis, Dep\}$  as the set of tasks and  $J = \{1, \dots, 5\}$  as the corresponding index set. For each task  $j \in J$ , define  $V_{1j}^m = \cup_{n \in N} \langle n, j \rangle$  where  $\langle n, j \rangle$  is a node corresponding to task  $j$  of truck  $n$ . Then, introduce a dummy node for each node in  $V_{1j}^m$  and denote the set of dummy nodes as  $V_{2j}^m$  for  $j \in J$ . Finally, set  $V^m = \{0\} \cup \{*\} \cup V_1^m \cup V_2^m$  where  $V_1^m = \cup_{j \in J} V_{1j}^m$  and  $V_2^m = \cup_{j \in J} V_{2j}^m$ .

The set of conjunctive arcs  $Z^m$  is constructed as follows:

$$Z^m = \{(0, i) : i \in V_{11}^m\}$$

$$\cup \{(i, k) : i \in V_{1j}^{m,k} \in V_{2j}^m, j \in J\}$$

$$\cup \{(i, k) : i \in V_{2j}^m, k \in V_{1(j+1)}^m, j = 1, \dots, 4\}$$

$$\cup \{(i) : i \in V_{25}^m\}$$

Fig. 5 provides the disjunctive graph for another allocation  $m \in M$  of the sample problem associated with the layout depicted in Fig. 4. In this particular allocation, truck 1 is assigned to loading station  $s_1$  and truck 2 is assigned to loading station  $s_4$ . Both trucks are assigned to path  $0 \rightarrow s_1 \rightarrow s_4 \rightarrow *$ . The operator indices assigned to the connection, verification, and disconnection for truck 1 are  $[1,2,1]$  and they are  $[2,1,2]$  for truck 2.

In Fig. 5, there are two nodes associated with each truck-task pair. From left to right, the first one of the two denotes the start of the corresponding task and the second one denotes the end. In this figure, the nodes also indicate operator assignments to the task when applicable. For example, the node labeled  $1, O^C = 1$  denotes the start of connection for truck 1 done by Operator 1 whereas  $1, O^C = 1'$  represents the end of this task. In this graph,  $|V_1^m| = |V_2^m| = 2 \times 5 = 10$  and  $|V^m| = 22$  (as a reminder,  $V^m = \{0\} \cup \{*\} \cup V_1^m \cup V_2^m$ ).

The solid arcs in Fig. 5 are the conjunctive arcs. Recall that  $T^C$ ,  $T^V$ ,  $T_{ns}^P$  and  $T^D$  are the service times for the connection, verification, transfer and disconnection tasks, respectively. This figure distinguishes three groups of disjunctive arc pairs using three types of dashed lines.

The first group has one pair of disjunctive arcs:  $(\langle 1, O^C = 1' \rangle, \langle 2, O^C = 2 \rangle)$  and  $(\langle 2, Dep' \rangle, \langle 1, Dep \rangle)$ . These two arcs define a disjunctive pair which implies that if the connection of truck 1 precedes the connection of truck 2 then the departure of truck 2 cannot precede the departure of truck 1. This is because the loading station of

truck 1 ( $s_1$ ) is located on the path of truck 2 and therefore truck 2 cannot reach its loading station when truck 1 is at  $s_1$ .

The second group also has a single pair of disjunctive arcs:  $(\langle 2, O^C = 2' \rangle, \langle 1, Dep \rangle)$  and  $(\langle 1, Dep' \rangle, \langle 2, Dep \rangle)$ . This pair implies that if the connection of truck 2 precedes the departure of truck 1 then the departure of truck 1 cannot precede the departure of truck 2. In this case, the loading station of truck 2 ( $s_2$ ) is located on the path of truck 1 after its loading station. Therefore, truck 1 cannot depart when truck 2 is at  $s_2$ .

The third group of disjunctive arcs represents the precedence relation between the tasks assigned to the same operators. If two different tasks are assigned to the same operator, one of them should finish before the other starts.

In this particular example, the trucks are assigned to different loading stations which are also on different racks. Fortunately, blocking due to assignment of trucks to the same or neighboring loading stations at the same rack can also be represented by disjunctive arcs. Assume an additional truck, say truck 3, is assigned to the same loading station as truck 1. One can then represent the blocking relation by the disjunctive arc pair  $(\langle 3, Dep' \rangle, \langle 1, O^C = o_1 \rangle) \leftrightarrow (\langle 1, Dep' \rangle, \langle 3, O^C = o_3 \rangle)$  where  $o_1$  and  $o_3$  are the indices of the operators assigned to the connection of truck 1 and truck 3, respectively. The blocking of neighboring loading stations at the same racks can also be handled in a similar fashion.

We generate all pairs of disjunctive arcs by using the three aforementioned groups of blocking scenarios. We then define  $P^m$  as the set of disjunctive arc pairs where each arc pair, say  $(i, j) \leftrightarrow (k, l) \in P^m$ , is associated with two disjunctive arcs  $(i, j), (k, l) \in W^m$ .

Let  $T_{ij}^m$  be the weight of arc  $(i, j) \in Z^m \cup W^m$ ,  $j(i) \in J$  be the task index, and  $n(i)$  be the truck index of node  $i \in V_1^m \cup V_2^m$ . Then,

$$T_{0i}^m = T_{n(i)}^A, i \in V_{11}^m,$$

$$T_{ik}^m = T^C, (i, k) : i \in V_{11}^{m,k} \in V_{21}^m,$$

$$T_{ik}^m = T^V, (i, k) : i \in V_{12}^{m,k} \in V_{22}^m,$$

$$T_{ik}^m = T_{n(i)s_{n(i)}}^P, (i, k) : i \in V_{13}^{m,k} \in V_{23}^m,$$

$$T_{ik}^m = T^D, (i, k) : i \in V_{14}^{m,k} \in V_{24}^m,$$

and  $T_{ik}^m = 0$  for all other arcs in  $Z^m \cup W^m$ .

#### 4.2. A mixed integer programming formulation

After constructing the disjunctive graphs  $G^m$  for all  $m \in M$ , we define the following sets of decision variables:

$u^m = 1$  if allocation  $m \in M$  is selected, 0 otherwise.

$x_{ij}^m = 1$  if task of node  $i$  precedes task of node  $j$  whereas  $x_{ij}^m = 0$  if task of node  $k$  precedes task of node  $l$  for disjunctive arc pair  $(i, j) \leftrightarrow (k, l) \in P^m$  for  $m \in M$ .

$t_i^m$  is the time label of node  $i \in V_1^m \cup V_2^m$  of  $m \in M$ .

$\omega_i^m$  is the tardiness of  $n(i)$  for node  $i \in V_{25}^m$  of  $m \in M$ .

Note that  $t_i^m$  corresponds to the starting time of task  $j(i) \in J$  for truck  $n(i) \in N$  when  $i \in V_1^m$  and to the ending time when  $i \in V_2^m$ . Moreover,  $t_i^m = t_j^m$  for  $i \in V_{15}^m, j \in V_{25}^m : n(i) = n(j)$ .

Given that  $L$  is a sufficiently large positive real valued parameter, the following is an MIP formulation for the TSTT:

$$\min \sum_{m \in M} \sum_{i \in V_{25}^m} \omega_i^m \quad (3)$$

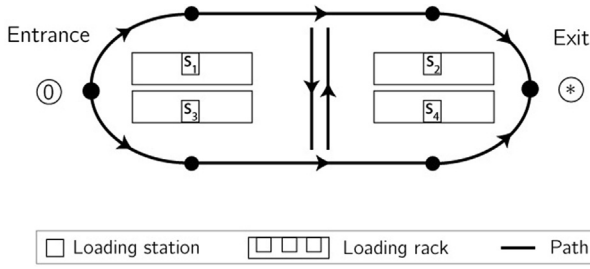


Fig. 4. Sample layout with four loading stations.

$$\text{s.t. } \sum_{m \in M} u^m = 1, \quad (4)$$

$$\omega_i^m \geq t_i^m - T_{n(i)}^A - T_{\max}, \forall i \in V_{25}^m, m \in M \quad (5)$$

$$t_i^m + T_{ij}^m u^m \leq t_j^m, \forall (i, j) \in Z^m, m \in M \quad (6)$$

$$t_i^m \leq t_j^m + L(u^m - x_{ij}^m), \forall (i, j) \leftrightarrow (k, l) \in P^m, m \in M \quad (7)$$

$$t_j^m \leq t_i^m + Lx_{ij}^m, \forall (i, j) \leftrightarrow (k, l) \in P^m, m \in M \quad (8)$$

$$t_l^m \leq t_k^m + L(u^m - x_{ij}^m), \forall (i, j) \leftrightarrow (k, l) \in P^m, m \in M \quad (9)$$

$$t_k^m \leq t_l^m + Lx_{ij}^m, \forall (i, j) \leftrightarrow (k, l) \in P^m, m \in M \quad (10)$$

$$\omega_i^m \geq 0, \forall i \in V_{25}^m, m \in M \quad (11)$$

$$u^m \in \{0, 1\}, \forall m \in M \quad (12)$$

$$x_{ij}^m \in \{0, 1\}, \forall (i, j) \leftrightarrow (k, l) \in P^m, m \in M. \quad (13)$$

Objective function (3) minimizes the total tardiness of trucks. Constraints (5) and (11) ensure that the tardiness of any truck  $n$  is no less than  $\max\{0, t_n^D - T_n^A - T_{\max}\}$  for the selected allocation. Constraint (4) selects exactly one of the feasible allocations enumerated a priori. For each conjunctive arc of the selected allocation, Constraints (6) ensure that the time label of a node is no less than the time label of its predecessor plus the weight of the arc (processing time). Constraints (7)–(10) ensure that for each disjunctive arc pair of an allocation, exactly one of the disjunctive arcs is active. In other words, among the two precedence relations, exactly one is chosen. Finally, (12) and (13) are binary restrictions.

#### 4.3. Symmetry elimination and evaluation of the MIP formulation

When the operators are identical, we face symmetry regarding the choice of operators. Consider again the problem discussed in Section 4.1 for the sample layout visualized in Fig. 4. Let [1,2,1] and [1,2,1] be the indices of the operators assigned to the connection, verification and disconnection operations of truck 1 and truck 2, respectively. Assume

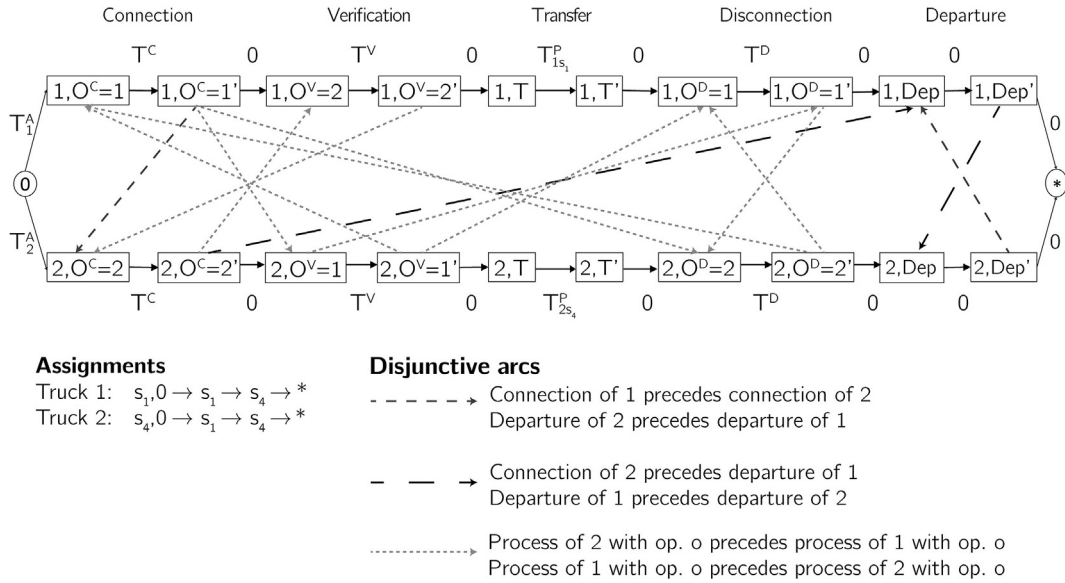


Fig. 5. Disjunctive graph for 2 trucks, 2 operators, 4 loading stations. Truck 1 is allocated to loading station  $s_1$ , truck 2 is allocated to loading station  $s_4$ , and both trucks are allocated to path  $0 \rightarrow s_1 \rightarrow s_4 \rightarrow *$ .

Table 2

Evaluation of the MIP formulation on small problem instances with two identical operators.

N	Number of potential		Opt	Symmetry			Symmetry eliminated		
	Stations	Paths		M	Time (sec)	B&B nodes	M	Time (sec)	B&B nodes
2	2,2	2,3	7	128	0.77	0	64	0.40	0
2	2,2	3,3	5	256	2.69	0	128	0.67	0
3	1,2,1	1,3,1	25	256	28.27	0	128	6.32	0
3	2,2,2	3,3,3	25	4096	1030.02	1775	2048	454.46	786
4	1,1,1,1	2,2,2,2	47	2048	1440.15	2054	1024	671.48	1823
4	2,2,2,2	3,3,3,3	NA	65536	3600.00	NA	32768	3600.00	NA



truck 1 is assigned to loading station 1, truck 2 is assigned to loading station 4, and that both trucks are assigned to path  $0 \rightarrow 1 \rightarrow 4 \rightarrow *$ . An alternative solution leading to the same objective value could be obtained by keeping the loading station and path assignments as they are and changing the operator assignments to [2,1,2] and [2,1,2].

For the problem in Fig. 4, 16 feasible station-path-operator assignments are possible for each truck. These assignments illustrated by Figs. 6 and 7 in Appendix A lead to  $|M| = 16 \times 16 = 256$  feasible allocations. The following paragraph explains one way of symmetry elimination.

Let  $\bar{o} = \{\bar{o}_1, \bar{o}_2, \bar{o}_3, \dots, \bar{o}_{3(|N|-1)+1}, \bar{o}_{3(|N|-1)+2}, \bar{o}_{3|N|}\}$  be a generic operator assignment, in which  $\bar{o}_{3(|N|-1)+1}$ ,  $\bar{o}_{3(|N|-1)+2}$ , and  $\bar{o}_{3|N|}$  correspond to the operator assignments of connection, verification and disconnection, respectively, for truck  $n$ . Without loss of generality, assume  $\bar{o}_i$  and  $\bar{o}_j$  are two distinct operators for some  $i, j \leq 3|N|$ . Now consider a different operator assignment  $\bar{o}'$  such that  $\bar{o}'_k = \bar{o}_j$  for every  $k \leq 3|N| : \bar{o}_k = \bar{o}_i$  and  $\bar{o}'_l = \bar{o}_i$  for every  $l \leq 3|N| : \bar{o}_l = \bar{o}_j$ . Then,  $\bar{o}$  and  $\bar{o}'$  are symmetric operator assignments and one can safely exclude the allocations with operator assignments of type  $\bar{o}'$  from  $M$ .

By using this symmetry elimination, we need only construct half the disjunctive graphs (128). We conduct experiments on the MIP formulation using Java and CPLEX 12.8 with and without the symmetry elimination. The instances employed are based on an artificial terminal layout with four loading stations and two identical operators. The number of trucks ( $|N|$ ) ranges from 2 to 4. Instances of the same  $|N|$  value differ in configurations for the set of potential loading stations and/or the set of feasible paths for each truck.

Table 2 presents the results of the experiments on the MIP formulation. The first column gives the number of trucks, while the second and the third columns show the number of potential stations and the number of potential paths for each truck, respectively. Column 'Opt' indicates the total tardiness (in minutes) of the corresponding problem solution. Columns 5–7 present the results for the experiments, in which the symmetric assignments of the operators are kept whereas the last three columns present the results when those symmetric solutions are eliminated from the solution space through the aforementioned procedure. Columns 'M', 'Time', and 'B&B nodes' represent the number of allocations generated, the time spent, and the number of branch-and-bound nodes visited by the model to solve the problem. We introduce a time limit of 1 h and a memory limit of 40 GB. We use the notation 'NA' if the model cannot provide the corresponding information due to the memory or time limit.

An immediate observation from Table 2 is that symmetry elimination halves the number of allocations that need to be considered in the model. This reduces the size of the formulation by halving the number of binary decision variables and leads to a considerable decrease in the solving time.

Table 2 reveals that the MIP formulation already has difficulty in solving problems with four trucks in a relatively simple terminal layout. The model is unable to find any integer feasible solution within the time limit for the problem with four trucks where each has three potential paths. Therefore, we develop a dedicated heuristic approach in Section 5 to handle problems of realistic size.

## 5. Heuristic approach

The developed heuristic method begins with the construction of an initial feasible solution, which is then improved by a refinement procedure. The following sections explain all the necessary details for implementing the constructive heuristic and the refinement procedure.

### 5.1. Constructive dispatching heuristic

The initial solution is obtained via a constructive heuristic which mimics the rule of thumb dispatching strategy currently employed by the tank terminal. Manual decision makers assign trucks to available loading stations which are located nearest to the yard exit.

The construction of the initial solution consists of two phases: an *Assignment Phase* followed by a *Scheduling Phase*. The *Assignment Phase* assigns each truck to an eligible loading station and path, while also determining the order in which trucks will be served in the yard. Based on the information obtained from this first phase, the *Scheduling Phase* then generates a feasible schedule that assigns operators to each truck task while taking potential blocking into account.

#### 5.1.1. Assignment Phase

The *Assignment Phase* is detailed in Algorithm 1. First, all trucks are sorted in non-decreasing order of arrival times  $T_n^A$  (Line 1). Next, for each truck  $n \in N$ , the loading station which is closest to the yard exit - and not yet assigned to another truck - is selected (Lines 4 and 5). Should all loading stations already be occupied, the station with the required product which is nearest to the exit is chosen (despite its current unavailability). As a consequence, the corresponding truck must wait at the terminal entrance until the loading station becomes available. Next, a path is randomly selected from all of those which start at the entrance and lead to the selected loading station (Line 6). These decisions at truck level - loading station and path - are associated with each of the separate truck tasks. We refer to each of these associations as an assignment (*makeAssignment* at Line 8). Once this procedure has been performed for all trucks, the *Assignment Phase* ends by returning assignment list  $A$  (Line 12).

---

#### Algorithm 1: Assignment Phase

---

```

1  $N = \{n_1, \dots, n_{|N|}\} \leftarrow$  ordered list of trucks (non-decreasing arrival times);
2  $A \leftarrow \emptyset$ ; ▷ initialize list of assignments
3 for  $n \leftarrow 1$  to  $|N|$  do
4    $S_n \leftarrow$  set of eligible, unassigned loading stations for  $n$ ;
5    $s_n \leftarrow$  closest loading station  $s \in S_n$  to the yard exit;
6    $p_n \leftarrow$  random path which provides access to  $s_n$ ;
7   for  $task\ j \leftarrow 1$  to 4 do ▷ connection, verification, transfer, disconnection
8      $a_{nj} \leftarrow makeAssignment(j, s_n, p_n)$ ;
9      $A \leftarrow A \cup \{a_{nj}\}$ ;
10  end
11 end
12 return  $A$ ;

```

---

### 5.1.2. Scheduling Phase

Given list  $A$  obtained in the first phase, a feasible schedule is generated by assigning human operators to all tasks by taking into account direct and indirect blocking. This *Scheduling Phase* is outlined in Algorithm 2 and works as follows.

Starting from an empty schedule  $P$ , list  $A$  is iterated over sequentially (Line 3). For each assignment  $a \in A$  where its associated task type is *Connection*, it is checked whether or not blocking with already-scheduled trucks is present in  $P$ . When no blocking occurs, an operator is immediately assigned to perform task  $j$  of  $a$ . Otherwise, the corresponding blocking type (direct or indirect) is returned for each conflicting truck (Lines 11 and 12). Depending on the type of blocking, the truck's release time  $t_n^R$  and completion time of  $j$  are determined, again by taking into account the eligibility of skilled operators (Lines 13–22).

The succeeding truck tasks - *Verification*, *Transfer* and *Disconnection* - are not subject to blocking and can therefore be assigned directly to operators (Line 28). The *Scheduling Phase* ends by returning the complete schedule for all trucks and assigned operators.

The *assignOperator* component embedded in the *Scheduling Phase* is detailed in Algorithm 3. Given a task  $j$  and its release time as input, the

earliest available skilled operator is assigned and the completion time of task  $j$  is returned. This component works as follows. For each operator  $o \in O_j$ , their schedule  $K_o$  - which may already consist of scheduled tasks - is iterated over sequentially and the earliest feasible start time of task  $j$  is determined, while respecting that tasks should not overlap. When a feasible insertion time is identified, the completion time of task  $j$  by operator  $o$  is set by taking into account the task duration  $d_j$  (Lines 7–12). If the starting time of this feasible insertion's operator is no later than the task's release time, it means that this operator can begin the task immediately at the given release time and is therefore assigned to the task without considering any other operators (Lines 13–15). Once a feasible insertion is found we stop iterating over the tasks which are already assigned to the operator (Line 17). If an insertion in the operator's schedule cannot be found,  $j$  is appended to the operator's schedule after their last scheduled task and the completion time of task  $j$  by operator  $o$  is updated accordingly (Lines 20 and 21).

This process ensures that task  $j$  is assigned to the operator who can complete it the earliest (Lines 23–25). The *assignOperator* component then terminates by updating the best operator's schedule to include  $j$  and returning  $j$ 's completion time.

---

#### Algorithm 2: Scheduling Phase

---

```

1   $P \leftarrow \emptyset;$  ▷ initialize schedule
2   $A \leftarrow$  list of assignments returned by Algorithm 1;
3  for every assignment  $a \in A$  do
4       $n \leftarrow$  truck associated with  $a$ ;
5       $j \leftarrow$  task associated with  $a$ ;
6      if  $\text{typeOf}(j) = \text{Connection}$  then
7           $t_n^R \leftarrow t_n^A;$  ▷ set release time = truck arrival time
8          if no blocking occurs then
9               $\text{completion}(j) \leftarrow \text{assignOperator}(t_n^R, j);$ 
10         else
11             for every scheduled truck  $n_p \in P$  whose path intersects with  $n$  do
12                  $b \leftarrow$  blocking type between  $n_a$  and  $n_p$ ;
13                 if  $b = \text{DIRECT BLOCKING}$  then
14                      $t_n^R \leftarrow \max(t_n^R, t_{n_p}^D);$ 
15                      $\text{completion}(j) \leftarrow \text{assignOperator}(t_n^R, j);$ 
16                 else if  $b = \text{INDIRECT BLOCKING}$  then
17                     if  $n$  is trailing then
18                          $\text{completion}(j) \leftarrow \text{assignOperator}(t_n^R, j);$ 
19                          $\text{completion}(j) \leftarrow \max(\text{completion}(j), t_{n_p}^R);$ 
20                     else if  $n$  is leading then
21                          $t_n^R \leftarrow \max(t_n^A, t_{n_p}^R);$ 
22                          $\text{completion}(j) \leftarrow \text{assignOperator}(t_n^R, j);$ 
23                     end
24                 end
25             end
26         end
27     else if  $\text{typeOf}(j) = \text{transfer}$  then
28          $\text{completion}(j) \leftarrow \text{completion}(j - 1) + d_j;$ 
29     else
30          $\text{completion}(j) \leftarrow \text{assignOperator}(\text{completion}(j - 1), j);$ 
31     end
32      $P \leftarrow P \cup \{a\};$  ▷ insert  $a$  into schedule  $P$ 
33 end
34 return  $P;$ 

```

---

**Algorithm 3: Operator Scheduling**


---

```

1 Function ASSIGNOPERATOR(release time, j)
2    $O_j \leftarrow$  set of skilled operators for j;
3    $d_j \leftarrow$  duration of task j;
4   isInserted  $\leftarrow$  false;
5   earliestCompletion  $\leftarrow$  MAX_VALUE;  $\triangleright$  Initialize earliest completion
6   for operator o  $\leftarrow$  1 to  $|O_j|$  do
7      $K_o = \{k_1, \dots, k_{|K_o|}\};$   $\triangleright$  Set of tasks already assigned to o
8     for task k  $\leftarrow$  2 to  $|K_o|$  do  $\triangleright$  Sequentially iterate over tasks  $k \in K_o$ 
9        $start(o) \leftarrow \max(completion(k-1), release\ time);$ 
10      if  $start(o) + d_j \leq start(k)$  then
11         $completion(o) \leftarrow start(o) + d_j;$ 
12        isInserted  $\leftarrow$  true;
13        if  $start(o) = release\ time$  then  $\triangleright o$  can start j immediately
14           $o_{best} \leftarrow o;$ 
15           $o \leftarrow |O_j| + 1;$ 
16        end
17       $k \leftarrow |K_o| + 1;$ 
18    end
19  end
20  if isInserted then  $\triangleright$  Conduct j after last task of o
21     $completion(o) \leftarrow \max(release\ time, completion(|K_o|) + d_j);$ 
22  end
23  if  $completion(o) < earliestCompletion$  then
24     $earliestCompletion \leftarrow completion(o);$ 
25     $o_{best} \leftarrow o;$ 
26  end
27 end
28  $K_{o_{best}} \leftarrow K_{o_{best}} \cup j;$   $\triangleright$  Add j to schedule of  $o_{best}$ 
29 return earliestCompletion;

```

---

**5.2. Refinement procedure**

We introduce four types of neighborhood for the refinement procedure. At each iteration, one of these neighborhoods is randomly selected. In the selected neighborhood, one neighboring solution is also chosen at random. The current solution is replaced with this neighboring solution only if it satisfies the acceptance criterion detailed in Section 5.2.2. We move to the next iteration and again randomly select a neighborhood for the current solution. This procedure is repeated until the stopping criterion is met.

**5.2.1. Neighborhoods**

The four neighborhoods introduced can be categorized into two subgroups: the first two change the path of trucks that have already been scheduled, while the last two change the order in which trucks are served in the terminal. All these neighborhoods require re-generating the schedule by using the *Scheduling Phase* described in Section 5.1.2.

*ChangePath*: Most trucks have many alternative paths. A neighboring solution of this type is constructed by randomly selecting a truck. This truck is then randomly assigned to another one of its potential paths. Next, a random available loading station on this path is selected. If all such loading stations are occupied, an already assigned one is selected.

*ChangePathOfBlockedTruck*: This neighborhood is a variant of *ChangePath*. The sole difference is that only trucks whose paths are blocked are selected (again randomly). When no trucks are blocked in the current schedule, *ChangePath* is employed instead.

*ReInsertTruck*: This neighborhood first randomly selects a truck, removes all its assignments from list *A*, and reinserts this sequence of assignments into a different random position in the list.

*ReInsertBlockedTruck*: As a variant of *ReInsertTruck*, solutions of this neighborhood are obtained by only selecting and shifting tasks of trucks which are blocked in the current schedule. When there are no trucks blocked in the current schedule, *ReInsertTruck* is employed instead.

**5.2.2. Acceptance and stopping criteria**

The present work employs Late Acceptance Hill Climbing (Burke and Bykov, 2017). Solutions obtained by the refinement procedure only replace the current solution if their quality is not worse than the solution evaluated a fixed number of iterations (say  $\beta$ ) ago. The refinement procedure terminates when a computational runtime limit is reached, with 5 min being reasonable for real-world applicability.

Note that the neighborhoods we define only contain feasible solutions. Feasibility is ensured by assigning only eligible loading stations and paths in the *Assignment Phase*. Similarly, the schedules generated in the *Scheduling Phase* only consider the assignment of eligible operators by respecting their workload schedules.

**6. Instances and experimental results**

Data used in the experiments was provided by a tank terminal in a highly-congested port in Europe. The most common product types to be stored and transported are petroleum, chemicals and gases. Other services include tank-to-tank transfers and product treatments such as heating and blending. The data provided contains detailed information concerning the infrastructure (tanks, pipes, loading stations, aisles), trucks (expected arrival time, product type and quantity to transfer) and operators (skills and working hours).

Several experiments are conducted to evaluate the proposed method's performance. First, the constructive dispatching heuristic is compared against random assignment decisions. Second, the impact of indirect blocking is assessed by comparing experimental results when indirect blocking constraints are enforced in one scenario and relaxed in the other. More specifically, by only considering direct blocking, we analyze the case where terminals enable truck overtaking although this could be physically impossible. These experiments also provide insights concerning strategic level decisions when designing terminal layouts. Third, a sensitivity analysis on the number of skilled operators is

conducted in order to assess whether the current operator workforce is sufficient to perform all tasks.

In order to ease the reading of the tables and equations throughout the remainder of the paper, we introduce the following notation: let  $\omega$  refer to the solution value obtained from any of the aforementioned methods. If the method requires multiple runs,  $\omega^{avg}$ ,  $\omega^{best}$  and  $\omega^{std}$  denote, respectively, the average, the best and the standard deviation values among these runs. Whenever different methods or different experimental settings of the same method are used in a single equation, we distinguish between them via four entries between brackets. These entries indicate the following information: method type (*D* for dispatching and *R* for random), initial (1) or refinement (2) solution, with (+) or without (−) indirect blocking, and the number of operators considered ( $|O|$ ). For instance,  $\omega_{(D1+11)}$  refers to initial solution value of the dispatching heuristic with direct and indirect blocking and 11 operators whereas  $\omega_{(R2-10)}^{best}$  denotes the best solution value obtained from five runs of the refinement procedure considering the random heuristic with only direct blocking and 10 operators.

### 6.1. Instance generation

Regarding the terminal's infrastructure, a total of 193 tanks are defined and each contains only one product. The terminal consists of 21 loading stations, with each tank's product being accessible by at least one and at most 18 of these stations. There are 4156 pipe connections between tanks and loading stations and each one of them is characterized by a specific transfer rate, hence the varying transfer times  $T_{ns}^p$ . Although loading stations are connected to multiple tanks, we assume only one of these connections is activated throughout an instance's scheduling horizon.

Historical data was obtained for a time horizon of five days where a total of 350 trucks arrived at irregular times throughout the day. With truck arrivals given as input, three instance sets were generated ( $|N| = 60, 80$  and  $100$  truck arrivals) with each set containing ten instances. Each instance spans a single day at the terminal and was generated by randomly selecting  $|N|$  trucks from the historical data file, while only considering the time of day when parsing a truck's arrival time. Instances with different  $|N|$  values are included in the test bed to represent different saturation levels at the real terminal, ranging from regular yard occupancy (60 arrivals) to busy (100 arrivals). Furthermore, a total of 11 operators are considered, with each operator having one or more skills. All benchmark instances have been made publicly available.<sup>1</sup>

### 6.2. Computational setup and parameter settings

The heuristic approach was coded in Java 8 to facilitate implementation by the tank terminal who co-funded the research project. Experiments were conducted on an Intel®Core™i7-2600 CPU, 3.40 GHz computer with 31.4 GB of RAM running Ubuntu Linux 12.04 LTS. The refinement procedure requires a few parameters to be set. The stopping criterion is defined as the computation time and, in correspondence with real-world operations, is set to 5 min. Meanwhile,  $\beta$  is assigned a value of 25. This value was obtained through an independent fine tuning procedure by assessing the algorithm's performance for values of  $\beta$  ranging from 0 to 100, increased by five for each run.

In this work, it is also assumed that a truck's stay time in the terminal should not exceed 90 min ( $T_{max} = 90$ ).

### 6.3. Evaluation of different initial solution generation methods

This section first presents the results obtained from the constructive

**Table 3**

Total truck tardiness (in minutes) after running the dispatching heuristic (which imitates the current practice at the terminal) and its refinement procedure.

Inst.	Initial	Refinement			Gaps (%)	
	$\omega$	$\omega^{best}$	$\omega^{std}$	$\omega^{avg}$	Best	Avg.
60_0	5525	2640	132.6	2882.8	52.2	47.8
60_1	5153	2911	148.5	3168.6	43.5	38.5
60_2	4437	2340	142.1	2499.8	47.3	43.7
60_3	6883	2780	152.8	2972.2	59.6	56.8
60_4	5828	3245	140.8	3413.6	44.3	41.4
60_5	5195	3519	72.9	3574.2	32.3	31.2
60_6	5512	2850	190.9	3124.6	48.3	43.3
60_7	9023	4310	331.2	4824.2	52.2	46.5
60_8	5264	2115	197.5	2365.8	59.8	55.1
60_9	4331	2292	120.6	2413.4	47.1	44.3
80_0	14218	5101	755.2	6585.8	64.1	53.7
80_1	13526	6187	260.1	6602.8	54.3	51.2
80_2	7746	5030	98.5	5172.2	35.1	33.2
80_3	14097	6368	291.7	6739.0	54.8	52.2
80_4	8070	4786	104.2	4879.4	40.7	39.5
80_5	11717	6998	172.6	7204.4	40.3	38.5
80_6	10147	5621	132.2	5787.8	44.6	43.0
80_7	11874	5861	312.2	6212.0	50.6	47.7
80_8	14067	6633	719.0	7241.4	52.8	48.5
80_9	11201	5134	443.1	5635.2	54.2	49.7
100_0	21903	10197	686.3	11107.4	53.4	49.3
100_1	16847	10094	511.9	10594.2	40.1	37.1
100_2	25077	12399	501.1	13068.0	50.6	47.9
100_3	21231	10074	642.4	10988.2	52.6	48.2
100_4	17765	10875	305.2	11252.0	38.8	36.7
100_5	17250	9728	486.9	10197.4	43.6	40.9
100_6	32695	14024	888.9	15542.2	57.1	52.5
100_7	20928	10532	412.5	10984.4	49.7	47.5
100_8	14950	8878	375.5	9180.2	40.6	38.6
100_9	22264	9145	637.3	9696.4	58.9	56.4
Avg.	12824.1	6422.2	345.6	6863.7	48.8	45.4

dispatching heuristic and its improvement via the refinement procedure. Due to a confidentiality agreement with the terminal concerning operational costs and the difficulty associated with reconstructing actual schedules, it is worth recognizing that providing a thorough comparison against manual scheduling is challenging.

In Table 3, the first column indicates the instance name which also includes the number of trucks considered in the experiments. The dispatching heuristic is run once to construct an initial solution whose value is given in the second column. The refinement procedure is run five times, each time with a different seed value and a time limit of 5 min. Column 3 provides the best solution value from these five runs while Columns 4 and 5 give their standard deviation and average value, respectively. Column 6 indicates the gap between the initial solution value and the best solution value obtained by the refinement procedure. Column 7 finally reports the gap between the initial and the average improved solution values.

These gap values are calculated as in (14) and (15).

$$\frac{\omega_{(D1+11)} - \omega_{(D2+11)}^{best}}{\omega_{(D1+11)} + \varepsilon} * 100 \quad (14)$$

$$\frac{\omega_{(D1+11)} - \omega_{(D2+11)}^{avg}}{\omega_{(D1+11)} + \varepsilon} * 100 \quad (15)$$

The sufficiently small  $\varepsilon > 0$  is added to the denominator to prevent potential division by zero in (14), (15) and all other equations detailed throughout the rest of the paper which are used for calculating similar gaps.

The refinement procedure improves initial solutions by an average of 45.4% across all instances. These results indicate a significant decrease in tardiness obtained, which could imply significant operational cost reductions.

<sup>1</sup> [http://benchmark.gent.cs.kuleuven.be/scheduling\\_trucks\\_in\\_a\\_tank\\_terminal](http://benchmark.gent.cs.kuleuven.be/scheduling_trucks_in_a_tank_terminal).

**Table 4**

Total truck tardiness (in minutes) after running the random heuristic and its refinement procedure.

Inst.	Initial	Refinement			Gaps (%)	
	$\omega^{avg}$	$\omega^{best}$	$\omega^{std}$	$\omega^{avg}$	Best	Avg.
60.0	5336.2	2355	310.9	2769.0	37.5	48.1
60.1	5848.8	3001	177.7	3241.8	40.3	44.6
60.2	5640.4	2350	167.4	2607.4	43.7	53.8
60.3	6546.8	2922	890.8	3531.0	31.9	46.1
60.4	5870.6	3232	178.8	3400.2	26.5	42.1
60.5	6911.4	3520	160.4	3691.6	22.2	46.6
60.6	5475.0	2541	53.6	2615.8	12.2	52.2
60.7	8358.4	4341	322.9	4853.8	11.3	41.9
60.8	5124.0	2590	350.9	3090.6	33.2	39.7
60.9	4919.8	2522	219.5	2803.2	42.3	43.0
80.0	13918.2	4425	1139.7	6381.6	38.7	54.1
80.1	14549.2	6078	492.1	6827.0	34.9	53.1
80.2	10852.2	4738	917.4	6149.6	27.5	43.3
80.3	13700.8	5669	757.4	6966.0	47.1	49.2
80.4	10413.2	5128	678.2	5913.2	33.0	43.2
80.5	15226.8	6109	971.3	7421.0	47.1	51.3
80.6	10585.8	5049	534.9	5716.2	46.1	46.0
80.7	11779.8	6121	261.8	6565.0	36.3	44.3
80.8	13123.2	6029	313.4	6343.8	37.6	51.7
80.9	12491.2	5416	715.6	6175.2	37.8	50.6
100.0	22460.0	9064	1206.1	11107.0	45.2	50.5
100.1	18542.8	9839	252.4	10079.8	31.7	45.6
100.2	24943.6	11908	2310.8	14270.8	42.9	42.8
100.3	24688.4	9863	690.6	11172.8	51.6	54.7
100.4	23627.6	11253	1283.2	12690.2	40.6	46.3
100.5	20392.4	10873	636.7	11376.8	42.1	44.2
100.6	31445.6	13790	1862.9	15354.0	52.3	51.2
100.7	21469.2	10378	1147.7	11797.6	41.8	45.0
100.8	17043.2	9294	392.3	9839.2	41.3	42.3
100.9	23175.8	8841	835.0	10364.8	52.5	55.3
Avg.	13815.3	6308.0	674.4	7170.5	37.6	47.4

We now repeat the same experiments using a random assignment strategy in the *Assignment Phase* and report the results in Table 4. Trucks are randomly assigned to eligible loading stations and paths in the loading yard which are currently unassigned. This random assignment is similar to Algorithm 1, although now Line 5 is replaced by:

$s_n \leftarrow \text{random loading station } s \in S_n$

When no unassigned loading station is currently available, trucks are randomly assigned to the ones which are already occupied. For the remainder of this section, we will refer to this heuristic as the ‘random heuristic’.

The random heuristic is run five times, each time with a different seed value which leads to five different random assignments of trucks to loading stations and paths. Therefore the values in Column 2 of Table 4 are averaged over five runs. The refinement procedure is then used to improve each of these initial solutions and is run for 5 min as before. We observe that the standard deviation of the solution values after the refinement procedure is almost doubled when employing the random heuristic (674.4) compared to using the dispatching heuristic (345.6).

Table 5 compares the solution values obtained by the dispatching and random heuristics as well as after their improvement via the refinement procedure. Column 6 reports the gaps between the initial solution values given in Columns 2 and 4, while Column 7 gives the gaps between the average solution values reported in Columns 3 and 5. These gaps are calculated as in (16) and (17).

$$\frac{\omega_{(R1+11)}^{avg} - \omega_{(D1+11)}}{\omega_{(R1+11)}^{avg} + \varepsilon} * 100 \quad (16)$$

$$\frac{\omega_{(R2+11)}^{avg} - \omega_{(D2+11)}^{avg}}{\omega_{(R2+11)}^{avg} + \varepsilon} * 100 \quad (17)$$

**Table 5**

Results obtained by the refinement procedure using different initial solution generation methods. All  $\omega$  values are in minutes.

Inst.	Dispatching		Random		Gaps (%)	
	Initial	Refinement	Initial	Refinement	Initial	Refinement
	$\omega$	$\omega^{avg}$	$\omega^{avg}$	$\omega^{avg}$		
60.0	5525	2882.8	5336.2	2769.0	-3.5	-4.1
60.1	5153	3168.6	5848.8	3241.8	11.9	2.3
60.2	4437	2499.8	5640.4	2607.4	21.3	4.1
60.3	6883	2972.2	6546.8	3531.0	-5.1	15.8
60.4	5828	3413.6	5870.6	3400.2	0.7	-0.4
60.5	5195	3574.2	6911.4	3691.6	24.8	3.2
60.6	5512	3124.6	5475.0	2615.8	-0.7	-19.5
60.7	9023	4824.2	8358.4	4853.8	-8.0	0.6
60.8	5264	2365.8	5124.0	3090.6	-2.7	23.5
60.9	4331	2413.4	4919.8	2803.2	12.0	13.9
80.0	14218	6585.8	13918.2	6381.6	-2.2	-3.2
80.1	13526	6602.8	14549.2	6827.0	7.0	3.3
80.2	7746	5172.2	10852.2	6149.6	28.6	15.9
80.3	14097	6739.0	13700.8	6966.0	-2.9	3.3
80.4	8070	4879.4	10413.2	5913.2	22.5	17.5
80.5	11717	7204.4	15226.8	7421.0	23.1	2.9
80.6	10147	5787.8	10585.8	5716.2	4.1	-1.3
80.7	11874	6212.0	11779.8	6565.0	-0.8	5.4
80.8	14067	7241.4	13123.2	6343.8	-7.2	-14.1
80.9	11201	5635.2	12491.2	6175.2	10.3	8.7
100.0	21903	11107.4	22460.0	11107.0	2.5	0.0
100.1	16847	10594.2	18542.8	10079.8	9.1	-5.1
100.2	25077	13068.0	24943.6	14270.8	-0.5	8.4
100.3	21231	10988.2	24688.4	11172.8	14.0	1.7
100.4	17765	11252.0	23627.6	12690.2	24.8	11.3
100.5	17250	10197.4	20392.4	11376.8	15.4	10.4
100.6	32695	15542.2	31445.6	15354.0	-4.0	-1.2
100.7	20928	10984.4	21469.2	11797.6	2.5	6.9
100.8	14950	9180.2	17043.2	9839.2	12.3	6.7
100.9	22264	9696.4	23175.8	10364.8	3.9	6.4
Avg.	12824.1	6863.7	13815.3	7170.5	7.1	4.1



**Table 6**

Comparison of the total truck tardiness with and without indirect blocking by using the refinement procedure. All  $\omega$  values are in minutes.

Inst.	Direct blocking		Direct and indirect		Gap (%)	
	$\omega^{best}$	$\omega^{avg}$	$\omega^{best}$	$\omega^{avg}$	Best	Avg.
60.0	1941	1963.8	2640	2882.8	26.5	31.9
60.1	1952	2110.6	2911	3168.6	32.9	33.4
60.2	1761	1811.6	2340	2499.8	24.7	27.5
60.3	2038	2142.0	2780	2972.2	26.7	27.9
60.4	2297	2336.4	3245	3413.6	29.2	31.6
60.5	1869	1933.2	3519	3574.2	46.9	45.9
60.6	1976	2009.0	2850	3124.6	30.7	35.7
60.7	2201	2322.4	4310	4824.2	48.9	51.9
60.8	1789	1847.0	2115	2365.8	15.4	21.9
60.9	1613	1740.2	2292	2413.4	29.6	27.9
80.0	3695	3817.6	5101	6585.8	27.6	42.0
80.1	4129	4284.8	6187	6602.8	33.3	35.1
80.2	4027	4207.8	5030	5172.2	19.9	18.6
80.3	4611	4635.2	6368	6739.0	27.6	31.2
80.4	3928	3994.4	4786	4879.4	17.9	18.1
80.5	4406	4776.8	6998	7204.4	37.0	33.7
80.6	4859	4999.4	5621	5787.8	13.6	13.6
80.7	4517	4591.6	5861	6212.0	22.9	26.1
80.8	3686	4161.8	6633	7241.4	44.4	42.5
80.9	3968	4097.4	5134	5635.2	22.7	27.3
100.0	7991	8280.8	10197	11107.4	21.6	25.4
100.1	7126	7836.2	10094	10594.2	29.4	26.0
100.2	9988	10280.8	12399	13068.0	19.4	21.3
100.3	7324	7780.8	10074	10988.2	27.3	29.2
100.4	9004	9487.0	10875	11252.0	17.2	15.7
100.5	7609	8047.8	9728	10197.4	21.8	21.1
100.6	10168	10905.4	14024	15542.2	27.5	29.8
100.7	8233	8315.6	10532	10984.4	21.8	24.3
100.8	6930	7458.6	8878	9180.2	21.9	18.8
100.9	7117	7482.8	9145	9696.4	22.2	22.8
Avg.	4758.4	4988.6	6422.2	6863.7	27.0	28.6

When we compare the initial solution quality of the two methods, we observe that it is highly instance-dependent. The dispatching heuristic performs 7.1% better on the average, compared to the random heuristic. The gaps after employing the refinement procedure upon these initial solutions are rather small, which implies that the choice of method for constructing the initial solution is less significant after improvement. Since the performance of the dispatching heuristic is slightly better in terms of solution quality and robustness, the initial solutions are constructed using this method for the remaining experiments.

**Table 7**

Gaps and absolute difference (in minutes) with respect to tardiness values when considering 10 (decreased workforce), 12 (increased workforce) and 22 (double workforce) operators.

O	N	Gaps (%)			Absolute difference		
		Initial	Refinement		Initial	Refinement	
			Best	Avg.		Best	Avg.
10	60	-11.4	-13.7	-14.2	-653.7	-398.1	-443.9
	80	-12.8	-17.5	-17.8	-1488.6	-1010.6	-1102.4
	100	-8.2	-19.0	-19.3	-1722.7	-2017.7	-2173.0
	Avg.	-10.8	-16.8	-17.1	-1288.3	-1142.1	-1239.8
12	60	6.3	3.6	5.6	362.0	104.0	175.6
	80	2.6	4.9	5.3	307.6	284.7	330.4
	100	4.0	8.1	8.3	848.9	860.1	935.3
	Avg.	4.3	5.5	6.4	506.2	416.3	480.4
22	60	11.8	6.4	10.2	657.6	183.1	307.1
	80	7.4	12.7	14.0	817.4	724.0	861.6
	100	10.1	18.8	20.4	1857.3	1909.2	2217.6
	Avg.	9.8	12.6	14.9	1110.8	938.8	1128.8

#### 6.4. Impact of blocking constraints

Experiments are also conducted to assess the impact of indirect blocking constraints given that they are considered to be the problem's primary bottleneck. The dispatching heuristic and the refinement procedure is employed under two scenarios. In the first scenario, indirect blocking is relaxed by only enforcing direct blocking and thus allowing truck overtaking. In the second, both direct and indirect blocking are enforced, representing the real-world scenario. Both runs of the algorithm are terminated after 5 min.

Table 6 provides the results obtained from the comparison of the two aforementioned blocking scenarios. This table's second and third columns show the best and average tardiness values over five runs for only direct blocking, whereas the fourth and fifth columns depict these values for the case with both direct and indirect blocking enforced. The final two columns present the best and the average gaps, calculated as in (18) and (19), respectively.

$$\frac{\omega_{(D2+11)}^{best} - \omega_{(D2-11)}^{best}}{\omega_{(D2+11)}^{best} + \varepsilon} * 100 \quad (18)$$

$$\frac{\omega_{(D2+11)}^{avg} - \omega_{(D2-11)}^{avg}}{\omega_{(D2+11)}^{avg} + \varepsilon} * 100 \quad (19)$$

The results exhibit an average of 27.0% calculated from the best gaps over all runs and instances. Similarly, an average of 28.6% is reported with respect to the average gaps.

Although the ambition of current experiment is not to precisely quantify the cost introduced by enforcing blocking, it clearly emphasizes the significant impact indirect blocking has upon the solution quality. Furthermore, it raises an interesting discussion regarding terminal design since enabling trucks to overtake could significantly reduce tardiness values. Although modifying the existing terminal design may be impractical, insights obtained from the conducted experiments may assist strategical decision makers when designing new terminals.

#### 6.5. Sensitivity analysis on the number of operators

In addition to blocking, delays may also occur due to the unavailability of skilled operators. In this experiment, we show the impact of the number of operators upon truck tardiness. Both the dispatching heuristic and the refinement procedure are run when considering one operator fewer (10), one additional operator (12) and when doubling the total

number of operators (22). The operator to add or remove was randomly selected from the set of those who are skilled in connection and/or disconnection. When doubling the number of operators, each operator in the original set was duplicated. Similar to previous experiments, the dispatching heuristic is run once while the refinement procedure is run five times with a computational runtime limit of 5 min.

Table 7 reports the difference in tardiness - both in terms of gap percentages and absolute values - for these different numbers of operators. Tardiness values are aggregated per instance size (60, 80, and 100 trucks), after which the average value per size is reported. Column 1 reports the number of operators considered ( $|O|$ ), while Column 2 reports the instance sizes ( $|N|$ ). Columns 3–5 provide the gaps between the solution values obtained with the default number of operators, and those considered in the respective instance group. Similar to the previous tables, the gap and absolute values are reported for the initial solutions and the best and average solution values obtained after the refinement procedure. Gaps are calculated as follows for  $|O| \in \{10, 12, 22\}$ :

$$\frac{\omega_{(D1+11)} - \omega_{(D1+|O|)}}{\omega_{(D1+11)} + \varepsilon} * 100 \quad (20)$$

$$\frac{\omega_{(D2+11)}^{best} - \omega_{(D2+|O|)}^{best}}{\omega_{(D2+11)}^{best} + \varepsilon} * 100 \quad (21)$$

$$\frac{\omega_{(D2+11)}^{avg} - \omega_{(D2+|O|)}^{avg}}{\omega_{(D2+11)}^{avg} + \varepsilon} * 100 \quad (22)$$

When one operator fewer is considered, the solution values are 17.1% worse on average with an increased tardiness of 1239.8 min compared to the base case of 11 operators. On the contrary, adding one operator to the existing crew results in a decrease of 6.4% on average, with a reduction of 480.4 min in tardiness. When the entire operator crew is doubled, the average improvement is 14.9%, and the tardiness value is decreased by 1128.8 min.

We observe that the availability of operators may, in addition to other factors such as blocking, have an important impact on truck tardiness values. Although it may seem advantageous to intuitively employ an extensive number of operators, it must also be noted that operators incur substantial labor costs for the terminal. Whereas a marginally lower improvement is obtained when adding one operator (6.4%) in contrast to the scenario where all operators are doubled (14.9%), the incurred labor cost for hiring skilled employees will most likely not justify this tactical decision. Therefore, a comprehensive cost analysis must be carried out while taking into account real operation costs.

## 7. Conclusions and future research

This paper introduced a real-world truck scheduling problem in a tank terminal where operational space is at a premium. The compactness of the terminal yard results in a unique situation where blocking may occur not only at the loading stations, but also on their paths. The latter is referred to as indirect blocking and it is experimentally observed through this study that this type of blocking has a significant impact on the trucks' tardiness. A comparative analysis with respect to previously studied problems where blocking occurs helped identify the fundamental differences regarding blocking constraints. The challenging task of solving the problem as an MIP led us to developing a tailored heuristic.

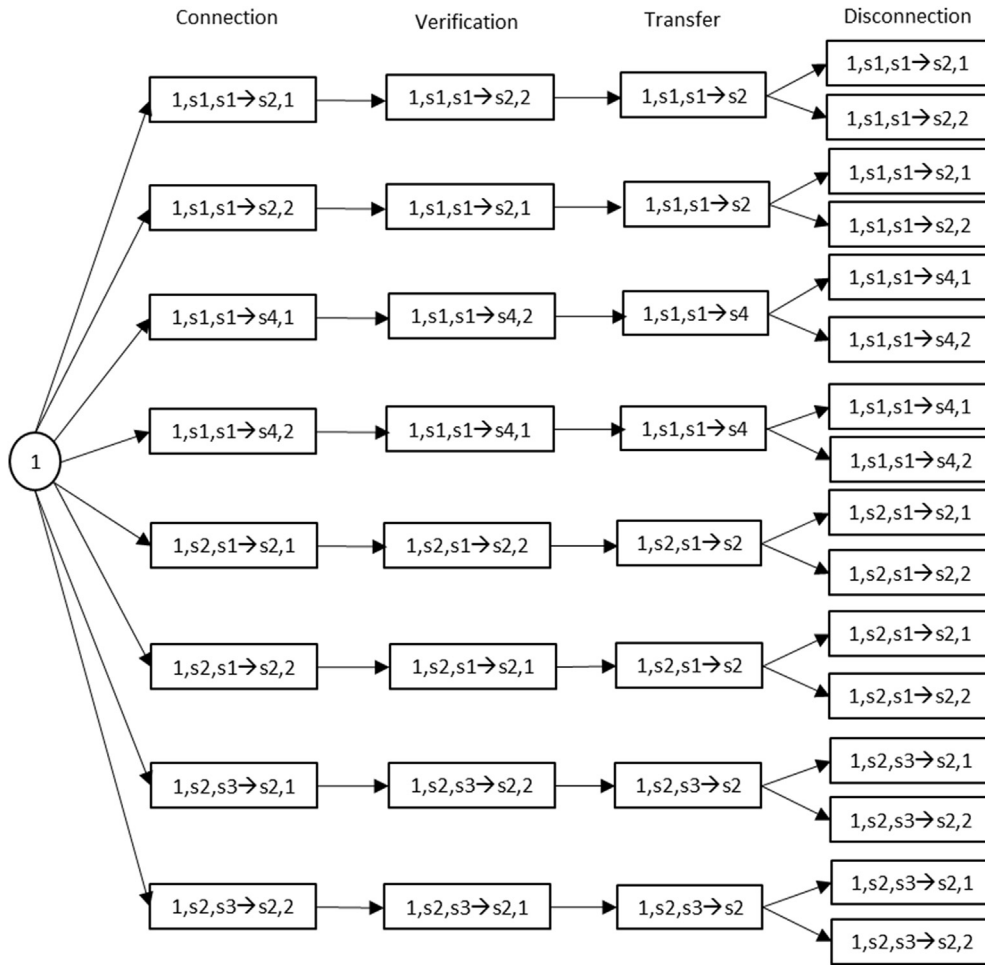
The heuristic approach introduced is capable of constructing schedules in reasonable computation time, while efficiently handling the routing and scheduling decisions via a schedule generator. A benchmark dataset created by using the historical data obtained from a real-world tank terminal should help encourage future research regarding this topic. Experimental results demonstrate that the introduced approach performs significantly better than the currently-employed manual dispatching strategy, while also demonstrating the impact of blocking on the solution quality. Furthermore, the sensitivity analysis on the number of operators indicates that a considerable portion of the total tardiness may be due to insufficient workforce.

It is worthwhile to investigate the MIP formulation introduced in this paper to fully understand its merits in solving the TSTT or potential problem variants. It may also be beneficial to investigate other real-world contexts in which indirect blocking, or a variant thereof, is present. The authors hypothesize that indirect blocking will likely be present in other spatially-restrictive yet highly interconnected industrial environments through which vehicles of some type must pass. Furthermore, since the presence of indirect blocking often incurs high operational daily costs, follow-up research focused on strategical insights concerning the structural layout of terminals may help those who are planning to construct new terminals build ones which are not highly prone to indirect blocking.

## Acknowledgments

This research was partly funded by the Flemish Government under projects "Expert System for Tank Terminals" (IWT-140876, in cooperation with Agidens and Oiltanking Stothaven Antwerp NV), "AI Flanders programme", "Data-driven logistics" (FWO-S007318N) and by KU Leuven under project "Dynamical Combinatorial Optimization" (C24/17/012). The work was supported by Leuven Mobility Research Center. Editorial consultation provided by Luke Connolly (KU Leuven).

## Appendix A



**Fig. 6.** Enumeration of feasible assignments for truck 1 in the problem instance of Fig. 4. Each node is represented by truck #, loading station, path (excluding nodes 0 and \*), operator #, respectively.

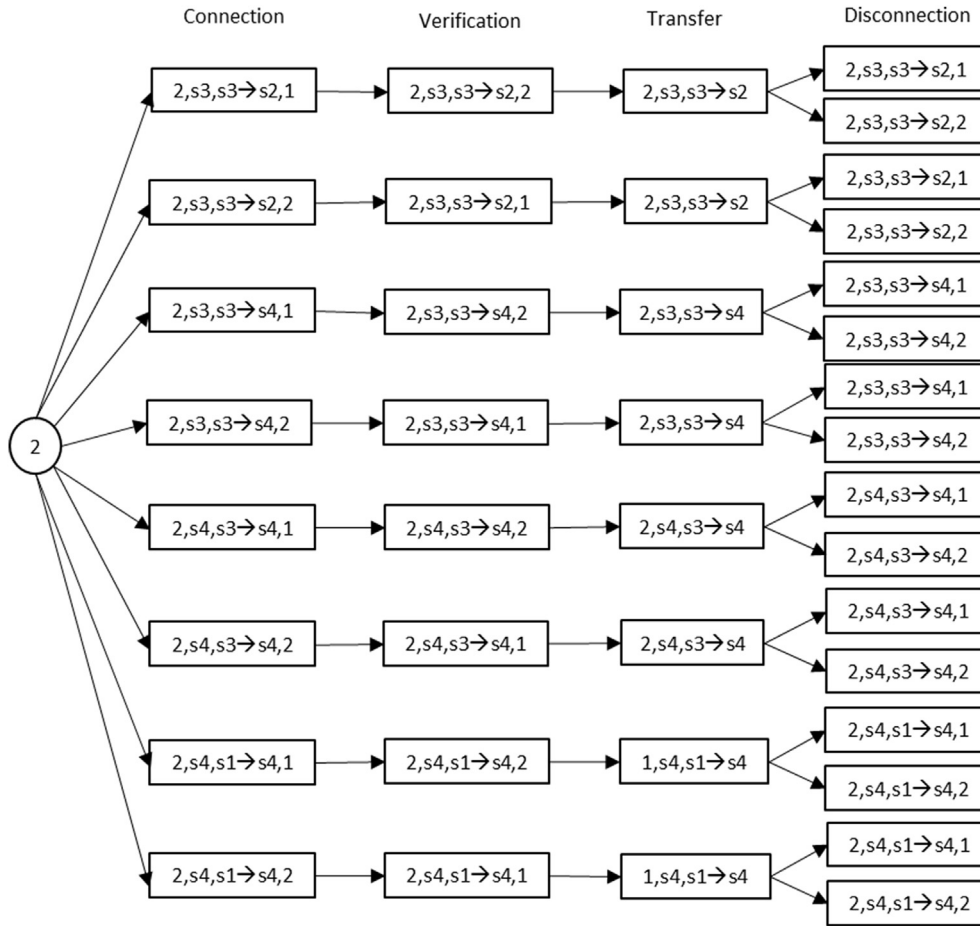


Fig. 7. Enumeration of feasible assignments for truck 2 in the problem instance of Fig. 4. Each node is represented by truck #, loading station, path (excluding nodes 0 and \*), operator #, respectively.

## References

- Adams, J., Balas, E., Zawack, D., 1988. The shifting bottleneck procedure for job shop scheduling. *Manag. Sci.* 34 (3), 391–401.
- Balas, E., 1969. Machine sequencing via disjunctive graphs: an implicit enumeration algorithm. *Oper. Res.* 17 (6), 941–957.
- Brucker, P., Jurisch, B., Sievers, B., 1994. A branch and bound algorithm for the job-shop scheduling problem. *Discrete Appl. Math.* 49 (1), 107–127.
- Burdett, R.L., Kozan, E., 2018. An integrated approach for scheduling health care activities in a hospital. *Eur. J. Oper. Res.* 264 (2), 756–773.
- Burke, E.K., Bykov, Y., 2017. The late acceptance hill-climbing heuristic. *Eur. J. Oper. Res.* 258 (1), 70–78.
- Carlier, J., Pinson, É., 1989. An algorithm for solving the job-shop problem. *Manag. Sci.* 35 (2), 164–176.
- Ernst, A., Jiang, H., Krishnamoorthy, M., Sier, D., 2004. Staff scheduling and rostering: a review of applications, methods and models. *Eur. J. Oper. Res.* 153 (1), 3–27.
- Gawrilow, E., Klimm, M., Möhring, R.H., Stenzel, B., 2012. Conflict-free vehicle routing. *EURO J. Transport. Logist.* 1 (1), 87–111.
- Gawrilow, E., Köhler, E., Möhring, R.H., Stenzel, B., 2008. Dynamic routing of automated guided vehicles in real-time. In: *Mathematics—Key Technology for the Future*. Springer, pp. 165–177.
- Karasek, J., 2013. An overview of warehouse optimization. *Int. J. Adv. Telecommun. Electrotech. Signals Syst.* 2 (3), 111–117.
- Lange, J., Werner, F., 2018. Approaches to modeling train scheduling problems as job-shop problems with blocking constraints. *J. Sched.* 21 (2), 191–207.
- Liu, S.Q., Kozan, E., 2009. Scheduling trains as a blocking parallel-machine job shop scheduling problem. *Comput. Oper. Res.* 36 (10), 2840–2852.
- Mascis, A., Pacciarelli, D., 2002. Job-shop scheduling with blocking and no-wait constraints. *Eur. J. Oper. Res.* 143 (3), 498–517.
- Mason, S., Fowler, J., Carlyle, W., Montgomery, D., 2005. Heuristics for minimizing total weighted tardiness in complex job shops. *Int. J. Prod. Res.* 43 (10), 1943–1963.
- Mason, S.J., Fowler, J.W., Matthew Carlyle, W., 2002. A modified shifting bottleneck heuristic for minimizing total weighted tardiness in complex job shops. *J. Sched.* 5 (3), 247–262.
- Meng, L., Zhou, X., 2014. Simultaneous train rerouting and rescheduling on an n-track network: a model reformulation with network-based cumulative flow variables. *Transp. Res. Part B Methodol.* 67, 208–234.
- Roy, B., Sussmann, B., 1964. Les problèmes d'ordonnement avec contraintes disjonctives. *Note DS. No. 9 bis*.
- Samà, M., D'Ariano, A., D'Ariano, P., Pacciarelli, D., 2017a. Scheduling models for optimal aircraft traffic control at busy airports: tardiness, priorities, equity and violations considerations. *Omega* 67, 81–98.
- Samà, M., D'Ariano, A., Pacciarelli, D., Palagachev, K., Gerdts, M., 2017b. Optimal aircraft scheduling and flight trajectory in terminal control areas. In: *5th IEEE International Conference on Models and Technologies for Intelligent Transportation Systems (MT-ITS)*. IEEE, Washington, DC, pp. 285–290.
- Törnquist, J., Persson, J.A., 2007. N-tracked railway traffic re-scheduling during disturbances. *Transp. Res. Part B Methodol.* 41 (3), 342–362.
- Zhou, X., Zhong, M., 2007. Single-track train timetabling with guaranteed optimality: branch-and-bound algorithms with enhanced lower bounds. *Transp. Res. Part B Methodol.* 41 (3), 320–341.

**Update**

**EURO Journal on Transportation and Logistics**

Volume 10, Issue , 2021, Page

DOI: <https://doi.org/10.1016/j.ejtl.2021.100031>





## Erratum regarding missing Declaration of competing interest statements in previously published articles



Declaration of Competing Interest statements were not included in the published version of the following articles that appeared in previous issues of EURO Journal on Transportation and Logistics.

The appropriate Declaration/Competing Interest statements, provided by the Authors, are included below.

1. "Truck Scheduling in Tank Terminals" [EURO Journal on Transportation and Logistics, Volume 9, Issue 1, March 2020, 100001] <https://doi.org/10.1016/j.ejtl.2020.100001> Declaration of competing interest: The Authors have no interests to declare.
2. "A tutorial on recursive models for analyzing and predicting path choice behavior" [EURO Journal on Transportation and Logistics, Volume 9, Issue 2, June 2020, 100004] <https://doi.org/10.1016/j.ejtl.2020.100004> Declaration of competing interest: The Authors have no interests to declare.
3. "On Modeling Stochastic Dynamic Vehicle Routing Problems" [EURO Journal on Transportation and Logistics, Volume 9, Issue 2, June 2020, 100008] <https://doi.org/10.1016/j.ejtl.2020.100008> Declaration of competing interest: The Authors have no interests to declare.
4. "An auction for collaborative vehicle routing: models and algorithms" [EURO Journal on Transportation and Logistics, Volume 9, Issue 2, June 2020, 100009] <https://doi.org/10.1016/j.ejtl.2020.100009> Declaration of competing interest: The Authors have no interests to declare.

DOIs of original article: <https://doi.org/10.1016/j.ejtl.2020.100001>, <https://doi.org/10.1016/j.ejtl.2020.100008>, <https://doi.org/10.1016/j.ejtl.2020.100009>, <https://doi.org/10.1016/j.ejtl.2020.100004>.

<https://doi.org/10.1016/j.ejtl.2021.100031>

2192-4376/© 2021 Published by Elsevier B.V. on behalf of Association of European Operational Research Societies (EURO).