

Klepper, Gernot; Peterson, Sonja

Working Paper

The EU emissions trading scheme allowance prices, trade flows, competitiveness effects

Nota di Lavoro, No. 2004,49

Provided in Cooperation with:

Fondazione Eni Enrico Mattei (FEEM)

Suggested Citation: Klepper, Gernot; Peterson, Sonja (2004) : The EU emissions trading scheme allowance prices, trade flows, competitiveness effects, Nota di Lavoro, No. 2004,49, Fondazione Eni Enrico Mattei (FEEM), Milano

This Version is available at:

<https://hdl.handle.net/10419/3242>

Standard-Nutzungsbedingungen:

Die Dokumente auf EconStor dürfen zu eigenen wissenschaftlichen Zwecken und zum Privatgebrauch gespeichert und kopiert werden.

Sie dürfen die Dokumente nicht für öffentliche oder kommerzielle Zwecke vervielfältigen, öffentlich ausstellen, öffentlich zugänglich machen, vertreiben oder anderweitig nutzen.

Sofern die Verfasser die Dokumente unter Open-Content-Lizenzen (insbesondere CC-Lizenzen) zur Verfügung gestellt haben sollten, gelten abweichend von diesen Nutzungsbedingungen die in der dort genannten Lizenz gewährten Nutzungsrechte.

Terms of use:

Documents in EconStor may be saved and copied for your personal and scholarly purposes.

You are not to copy documents for public or commercial purposes, to exhibit the documents publicly, to make them publicly available on the internet, or to distribute or otherwise use the documents in public.

If the documents have been made available under an Open Content Licence (especially Creative Commons Licences), you may exercise further usage rights as specified in the indicated licence.

**The EU Emissions Trading Scheme
Allowance Prices, Trade Flows,
Competitiveness Effects**

Gernot Klepper and Sonja Peterson

NOTA DI LAVORO 49.2004

MARCH 2004

CCMP – Climate Change Modelling and Policy

Gernot Klepper and Sonja Peterson, *Kiel Institute for World Economics*

This paper can be downloaded without charge at:

The Fondazione Eni Enrico Mattei Note di Lavoro Series Index:
<http://www.feem.it/Feem/Pub/Publications/WPapers/default.htm>

Social Science Research Network Electronic Paper Collection:
<http://ssrn.com/abstract=525342>

The opinions expressed in this paper do not necessarily reflect the position of
Fondazione Eni Enrico Mattei

The EU Emissions Trading Scheme

Allowance Prices, Trade Flows, Competitiveness Effects

Summary

The upcoming European Emissions Trading Scheme (ETS) is one of the more controversial climate policy instruments. Predictions about its likely impact and its performance can at present only be made to a certain degree. As long as the National Allocations Plans are not finally settled the overall supply of allowances is not determined. In this paper we will identify key features and key impacts of the EU ETS by scanning the range of likely allocation plans using the simulation model DART. The analysis of the simulation results highlights a number of interesting details in terms of allowance trade flows between member countries, of allowance prices, and in terms of the role of the accession countries in the ETS.

Keywords: EU Emissions trading scheme, Kyoto targets, Computable general equilibrium model, DART

JEL Classification: D58, F18, Q48, Q54

Address for correspondence:

Gernot Klepper
Kiel Institute for World Economics
Düsternbrooker Weg 120
24105 Kiel
Germany
Phone: 0431-8814-485
Fax: 0431-8814-522
E-mail: gklepper@ifw.uni-kiel.de

1. Introduction

When the European Emissions Trading Scheme (ETS) for CO₂ will start in 2005 it will be known as one of the more controversial climate policy instruments. It is designed to achieve an economically efficient reduction of CO₂ from major energy-intensive installations. Currently it covers around 40 000 installations in the European Union which are responsible for roughly 45 percent of all CO₂-emissions in the EU. As of today, there is considerable uncertainty about the impact of this trading scheme when it is in full operation and when the commitments of the member states of the EU to the Kyoto-Protocol will need to be met in 2012. Consequently, speculations sprout about winners and losers among the member states, about costs to different sectors within members states as well as about the question as to which member state will be a net-seller and which one a net-buyer of emission allowances. Also, the range of prices for emission allowances is still wide open. In fact, many statements about the likely outcome of the ETS are more based on the desire to further ones commercial interest than on a balanced analysis of the evidence available so far. Existing quantitative simulation studies (Böhringer 2002, Capros et al. 2000 & 2002) only analyse preliminary scenarios of the ETS that, for example, do not include the accession countries or account for different likely allocation modes.

Predictions about the likely impact and the performance of the European ETS depend on the details of the allocation of emission rights within each member state. As long as the National Allocation Plans of the member states are not finally settled the overall supply of CO₂-emission allowances is not determined. This obviously influences the price level for allowances. In addition, allocation rules that differ between member states will also influence trade flows. These issues of allocating the caps will be discussed below in greater detail. The second uncertainty concerns the fact that the impact of the EU ETS will exercise its full force in 2012. It is therefore necessary to assess the ETS in the light of the EU economy in the future; to be precise we choose 2012. This

will be done with the help of the DART-model (Klepper, Peterson, Springer 2003), a computable general equilibrium model calibrated for the enlarged EU. Nevertheless, it is possible to identify key features and key impacts of the EU ETS by scanning the range of likely allocation plans and by using a simulation analysis with the DART-model. This approach at the moment ignores some institutional details of the ETS such as the possibility for using the flexible mechanisms set out in the Kyoto-Protocol, i.e. Joint Implementation (JI) or the Clean Development Mechanism (CDM) which can potentially offer further inexpensive abatement options. It also ignores intertemporal issues such as banking and borrowing as well as the links to other national trading schemes in Denmark or the UK or to international trading activities. Despite these omissions the analysis highlights a number of interesting details about the EU ETS in terms of allowance trade flows between member countries, of allowance prices, and in terms of the role of the accession countries in the ETS.

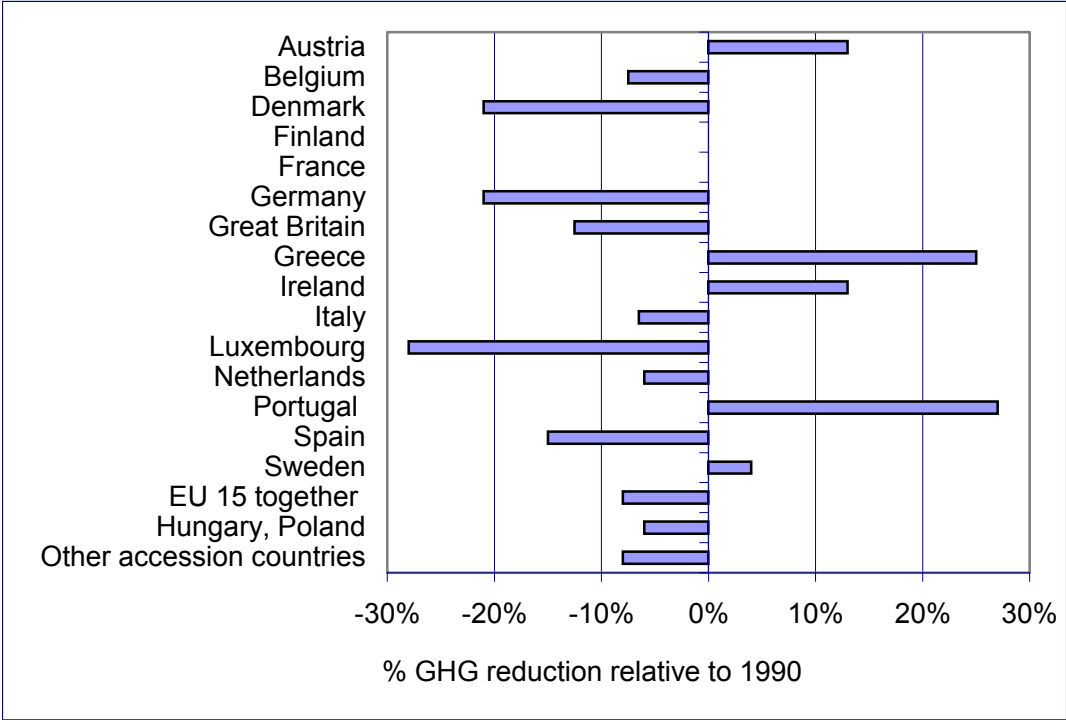
In the following we first summarize the background of the EU ETS and the international climate policy commitments of the EU. We then describe the DART-model and the way in which the ETS is implemented in this simulation model. Finally, we discuss the results of the simulation exercises and draw some conclusions.

2. The European Kyoto Targets and the European Emissions Trading Scheme

In the Kyoto Protocol from 1997 the EU agreed to cut down their overall GHG emissions relative to the 1990 level by 8 percent in the period from 2008 to 2012. In 1998, the EU differentiated this target between their different member states in the so-called EU Burden-Sharing Agreement. The idea was that cohesion member states such as Spain, Portugal, Ireland and Greece are given lighter burdens, compared to richer member states. They are thus allowed to increase their relatively small emissions while other EU member states stabilise or reduce emissions. The Eastern European accession

countries that will join the EU in May 2004 and presumably in 2007 are not included in the Burden-Sharing Agreement but have their own individual Kyoto targets. The targets of all EU member states and accession countries are shown in figure 1.

Figure 1 — EU Kyoto Targets According to the Burden-Sharing Agreement



To reach the European commitments at minimal costs a European Emissions trading scheme (ETS) for CO₂ was designed that is at the heart of this paper.¹ The ETS will start in 2005 and all member states of the European Union will be required to impose binding, absolute caps on CO₂ emissions of facilities in energy activities, the production, and processing of ferrous and non-ferrous metals, the mineral industry and the pulp, paper and board production. The first trading period until 2007 is seen as a test for the second period from 2008-2012 that coincidences with the first Kyoto commitment period.

Even though an important step, the EU ETS alone cannot guarantee a cost effective reduction as it only covers the energy intensive industrial sectors and

¹ For a summary of the EU directive (European Commission 2003) that establishes the ETS see e.g. Gagelmann and Hansjürgens (2002).

only one of the greenhouse gases, CO₂. The overall costs of the Kyoto target also depend on the emission reductions that are achieved in sectors and gases not covered by the ETS. If, for example, fearing negative competitiveness effects, the member states generously endow the sectors inside the ETS with emission permits, this implies that more emission reductions are necessary outside the trading scheme. To guarantee the cost effectiveness of the EU Kyoto strategy, the allocation of permits to the ETS has thus to account for the abatement costs and abatement potentials in non ETS sectors and for non CO₂ greenhouse gases.

The allocation of permits to the ETS is subject of the so-called National Allocation Plan (NAP) that, according to the EU directive, each member state has to prepare before the beginning of each of the two trading periods from 2005-2007 and 2008-2012. For the first period the NAP has to be submitted by the end of March 2004. In the NAP each country has to determine the total quantity of allowances in the ETS and to decide how it intends to allocate them to individual operators. The directive also mentions explicitly that the total quantity of allowances has to be consistent with the Kyoto emission targets of each country and with the assessments of actual and projected progress towards fulfilling the member States contributions to the Community's commitments. This is stressed again in the communication from the Commission on guidance to assist the Member states in establishing their NAPs (European Commission 2003a) Within three month the Commission can reject a plan and ask for changes to be made. In a final step, each Member State has to take its final decision on the NAP.

To help the Member States establish the NAPs the EU Commission has published a "Non-Paper" (European Commission 2003) in which a step by step process to develop a NAP is outlined. The paper suggests that the first step should be to establish the share of the total allowable emissions under the Kyoto Protocol that will be allocated to the installations covered by the trading scheme in a top-down economy-wide analysis. In a next step it is then suggested to collect data from the single installations and companies in a

bottom up approach. The allocation of permits to each individual sector is finally determined based on current, historical or average emissions for a certain year. We will talk in more detail about possible allocation modes in section 3.2.

We will ignore in the following the problem of non-CO₂ gases and focus on the question of reductions inside the ETS versus reductions outside and discuss the implications of the different allocation approaches. In addition, we will look at the role of the accession countries. Bulgaria, the Czech Republic, Hungary, Poland, Slovenia, Slovakia and Rumania , , Malta and Zyprus as well as the three Baltic States will become official members of the EU.² As EU members, these countries will also enter the EU ETS. This will influence the costs of achieving the European Kyoto target in two ways. First, Eastern Europe offers abatement opportunities that are much cheaper than in the current EU. Second, due to the economic recession in the 90ies, Eastern Europe's emissions are now below their Kyoto target. Selling some of their excess emission allowances (called hot-air) in the European ETS will further drive down the permit price and the economic costs in Western Europe.

3. Simulating the Effects of the EU Emissions Trading Scheme

An assessment of the likely allocation and welfare effects of the ETS requires at least two modelling steps. The first consists of the setting up of an appropriate economic model with which the European economy can be simulated for the time in which the trading scheme will be in full force. The second step involves the design of policy scenarios which are likely to arise between today and the time at which the Kyoto-Commitments are to be met. As a simulation tool we use the DART-model (Klepper, Peterson, Springer 2003) which will be shortly characterized. We then derive the emission caps for the different member states that need to be met by 2012.

² Except for the candidate countries Bulgaria and Rumania these countries will join the EU in Mai 2004. For Bulgaraia and Rumania accession to the EU is scheduled for 2007, the beginning of the second trading period of the ETS.

3.1 The DART-Model

The DART (Dynamic Applied Regional Trade) Model is a multi-region, multi-sector recursive dynamic CGE-model of the world economy. For the simulation of the European ETS it is calibrated to an aggregation of 16 regions. Table 1 illustrates the 9 countries or group of countries of the EU including the accession countries of Eastern Europe and the other 7 world regions.

Table 1 — Regions in DART

BEN	Belgium, Luxembourg, Netherlands
DEU	Germany
FRA	France
GBR	United Kingdom
ITA	Italy
SCA	Denmark, Finland, Sweden
SEU	Greece, Portugal, Spain
REU	Austria, Ireland
ACC*	Bulgaria, Czech Republic, Hungary, Poland, Rumania, Slovakia, Slovenia
Other regions	
USA	United States of America
FSU*	Former Soviet Union
OAB	Other Annex B-countries (not in EU)
MEA	Middle East, North Africa
CPA	China, Hong-Kong
IND	India
ROW	Rest of the World

*The region ACC includes Bulgaria and Romania for which the accession in 2007 is planned but not decided. It excludes the Baltic Countries which are aggregated in region FSU. This is due to the regional disaggregation of the current GTAP data set. This inconsistency has only a small effect since it distorts CO₂-emissions of ACC by less than 5 percent.

In each region or country the economy is disaggregated into 12 sectors. Four of these sectors participate in the ETS. Although there is no perfect match between the installations subject to the ETS and the sectoral structure of DART, we believe it to be sufficiently close. In addition, it also covers about 45 percent of the CO₂-emissions.

Table 2 — Sector Structure in DART

ETS-sectors	
OIL	Refined Oil Products
EGW	Electricity
IMS	Iron, Metal, and Steel
PPP	Pulp and Paper Products
Other sectors	
COL	Coal Extraction
GAS	Natural Gas Production and Distribution
CRU	Crude Oil Production
CEP	Chemicals Products
AGR	Agricultural Products
TRN	Transport Industries
MOB	Transportation Services
OTH	Other Manufactures and Services

The economy in each region is modelled as a competitive economy with flexible prices and market clearing. There exist three types of agents: a representative consumer, a representative producer in each sector, and regional governments. All regions are connected through bilateral trade flows. The DART-model has a recursive-dynamic structure solving for a sequence of static one-period equilibria. The major exogenous drivers are the rate of productivity growth, the savings rate, the rate of change of the population, and the change in human capital.

The model is calibrated to the GTAP5 data base that represents production and trade data for 1997. The elasticities of substitution for the energy goods

coal, gas, and crude oil are calibrated in such a way as to reproduce the mission projections of the EIA (EIA 2002).³

3.2 Integration of Policy Scenarios in DART

The simulation of the ETS requires first a determination of the emission caps for the EU member states. Table 3 shows the Kyoto targets for each region or country based on the EU Burden-Sharing Agreement to the Kyoto-Protocol (also see Figure 1).⁴ The cap on country groups is the emission weighted average. The first column represents the percentage reduction required relative to 1990. The second column is derived from the business-as-usual (BAU) run of DART up to 2012 and represents the reduction required in 2012 relative to the BAU in 2012.

Table 3 – EU Kyoto Targets Relative to 1990 and 2012 Emissions

Country/Region	% Reduction target relative to	
	1990 (Burden Sharing)	2012 (BAU in DART)
SCA	-5.1	-7.7
DEU	-21.0	-11.3
GBR	-12.5	-12.9
BEN	-7.4	-24.0
FRA	0.0	-11.3
ITA	-6.5	-15.9
SEU	+18.4	-11.9
REU	-4.1	-31.4
EU15	-8.0	-14.2
ACC	-7.0	Hot-Air of ca. 165 Mt CO ₂

The BAU is calibrated to the climate policy measures enacted up to the 2001. Hence, it includes the impact of policies such as the German eco-tax or the national emissions trading schemes. From 2002 on, BAU keeps these policies in place but does not include any new climate policies.

³ For more details about DART see e.g. Springer (2002) or Klepper et al. (2003).

So far, only the economy-wide emission targets have been computed. The ETS, however, requires targets which are set for the sectors involved in the trading scheme. The European Directive leaves it up to the member states to determine within their National Allocation Plans (NAP) which proportion of the emission reduction is to be supplied by those sectors participating within the ETS, and which proportion is supplied from the rest of the economy. The Commission of the EU suggests three modes of allocating targets in its non-paper (European Commission 2003):

- The “historical emissions approach” (HIS)
- The “forecasting approach” (FUT)
- The “least cost approach” (LC).

In the historical approach the total number of allowances allocated to the ETS installations is determined by multiplying the share of emissions of ETS installations in a particular base year (e.g. 2000) with the total allowable emissions in the economy. This approach together with the choice of a recent base year penalizes sectors or industries which have engaged in early action prior to the base year. In the forecasting approach allowances are allocated according to the business-as-usual shares expected at some future point in time, for example the end of the first commitment period to the Kyoto-Protocol in 2012. This system would in some way reflect the expected needs of faster and slower growing sectors in the economy.

Finally, the least cost approach tries to take into account the fact that CO₂-abatement activities carry substantially different costs in different sectors. From an efficiency point of view this would not matter if all emission sources were to participate in the trading scheme. But since abatement costs will equalize only within the ETS, there is a danger that the historical and the forecasting approach may lead to strong differences in marginal abatement costs between the sectors within ETS and those outside the ETS. The least cost approach tries to take account of this inefficiency by dividing the cap

⁴ ACC does not participate in the burden-sharing.

between ETS and Non-ETS sectors in such a way that the different abatement cost levels are recognized. Hence, the least-cost approach allocates relatively few allowances to sectors with low abatement costs.

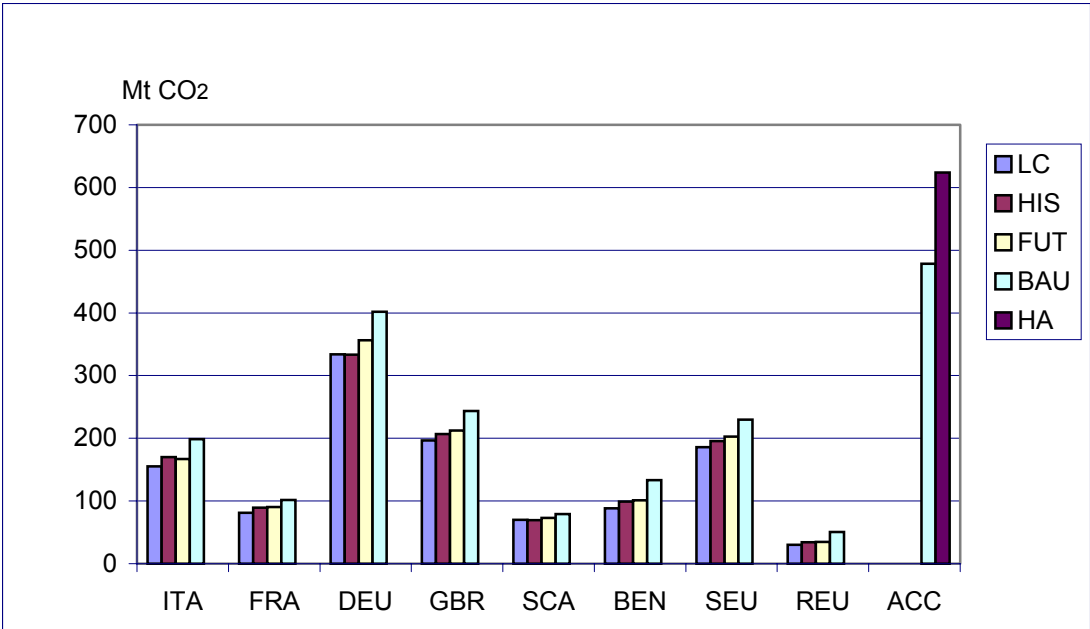
The three allocation modes have been implemented in DART in the following way: For the historical allocation mode the share of the ETS-sectors in 2000 has been derived from the BAU run which includes climate policy measures taken up to 2000. In the forecasting mode, the BAU run was extended up to the year 2012 and the shares of that year are used to compute the division of allowances between the ETS installations and those outside. For the least cost approach we compute for each country or region an efficient abatement scenario which meets the caps of the Kyoto-Protocol in 2012. This can equally well be done with a uniform national CO₂-tax or a comparable nation-wide emissions trading scheme. The resulting emission shares in 2012 are used to determine the allocation of allowances to the different sectors in the ETS. This approach leads to a unilaterally efficient allocation of allowances, hence there would be no permit trade within a country. However, as soon as trading starts between member states only those sectors participating in the ETS can gain from trading.

Figure 2 summarizes the allocation of allowances to the ETS sectors in the different countries/regions according to the three allocation rules. It also shows the business-as-usual emissions (BAU) without the Kyoto-targets in place. It turns out that under the least-cost allocation rule (LC) the lowest targets are allocated.⁵ This results from the fact that the installations within the ETS have lower abatement costs than those outside. Therefore, under a unilaterally efficient policy the ETS must accept a larger emission reduction than the sectors outside.

Under the historical approach (HIS) the targets are slightly higher indicating that the ETS sectors have a somewhat larger share in emissions than that of the least-cost-approach. The two exceptions, Germany (DEU) and Denmark, Sweden, and Finland (SCA) are of special interest. They experience slightly

lower targets in scenario HIS. Yet, this is only the case because the year 2001 was chosen whereas for earlier reference years the ETS sectors had a significantly higher share in emissions. This indicates that the ETS sectors in Germany and the Nordic countries have been engaged in early action to a larger degree than the other member states and the non-trading sectors within their countries. Finally, the ETS sectors would receive the largest amount of allowances under the forecasting approach, mainly due to the fact that in the business-as-usual scenario the emissions of these sectors grow faster than those outside.

Figure 2 — Targets and BAU Emissions in ETS Sectors



A final distinction in the different scenarios needs to be made for the accession countries, i.e. the region ACC in the DART model. The region ACC has a Kyoto target of –7 percent reduction relative to 1990 for the year 2012. The business-as-usual run of DART computes 730 Mt CO₂ in 2012 which is 18.5 percent below the Kyoto-target. Hence, the accession countries possess hot-air in the order of about 165 Mt CO₂. In the policy simulations below we ignore the hot-air in most cases and assume that the emission targets are set at the business-as-usual level. If the hot-air is included we assume that all hot-

⁵ With the exception of SCA and DEU where HIS is slightly lower than LC targets.

air is allocated to the trading sectors. We also concentrate in the following on the “least-cost” allocation rule for reasons that will be apparent in the discussion of the results in section 4.1.

4. Simulation Results

In this section we present the results from simulating the scenarios described in the previous section. We present the results of the DART-model for the year 2012 when the ETS is in full force and the Kyoto-targets under the EU burden-sharing agreement need to be met. We first report and discuss the results for the allowance prices. Then we show the trade in allowances across the EU. Finally, we take a look at the changes in sectoral output and the expected competitiveness and welfare effects.

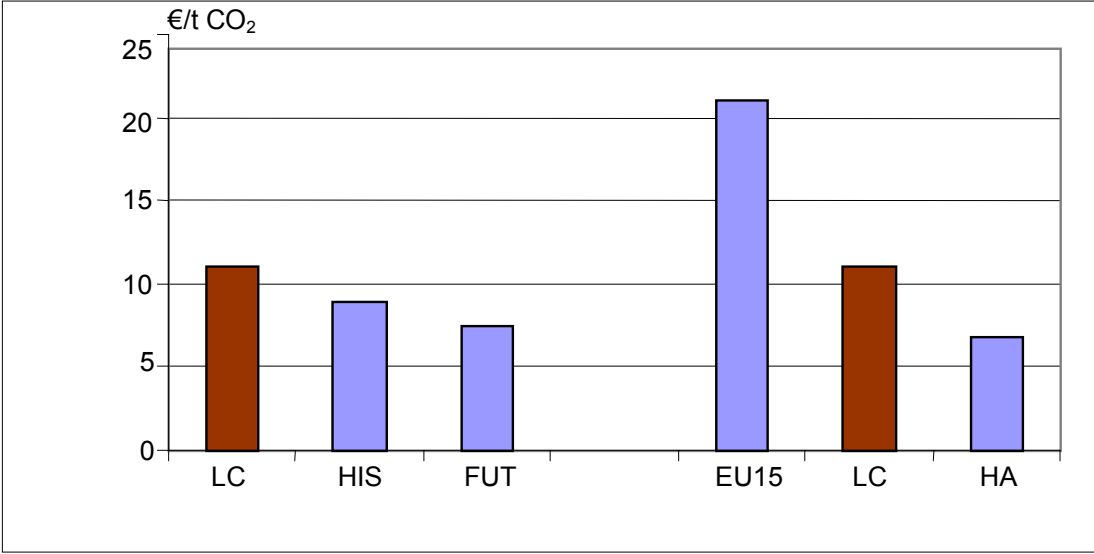
4.1 Allowance Prices

One of the major outcomes of the EU ETS that will determine its allocation effects is a uniform allowance price, i.e. a price on CO₂, throughout the EU. Current estimates vary between 5 and 30€₂₀₀₀/tCO₂. In the simulations with DART⁶ the price in the central scenario turns out to be 11.1 €₂₀₀₀/tCO₂. Over all scenarios it varies between 6.8 and 21.0 €₂₀₀₀/tCO₂. Figure 3 shows the allowance prices in the different scenarios. The first block indicates the prices under the three different allocation rules LC, HIS, and FUT as described in section 3. The second block compares permit prices if only the old EU-15 countries are trading, if all EU members trade but no hot-air is traded, and if the hot-air of the accession countries is also traded.

Stricter targets for the installations in the ETS naturally lead to higher allowance prices. As a result of the lax emission target for the ETS sectors under the forecasting approach (FUT) the price turns out roughly one third lower than under the least-cost approach (LC). The choice of a certain reference year for determining targets can have a considerable effect as the year 2000 in scenario HIS and 2012 in scenario FUT show. Figure 3 also

illustrates the importance of the accession countries for the trading scheme. Trading among the old EU members only (EU15) would result in a permit price of 21 €₂₀₀₀, whereas the low cost abatement options in the accession countries (LC) would bring prices down to 11 €₂₀₀₀. If these countries also sell their hot-air (HA) they would bring down the allowance prices to slightly below 7 €₂₀₀₀.

Figure 3 — Allowance Prices – Simulation for 2012



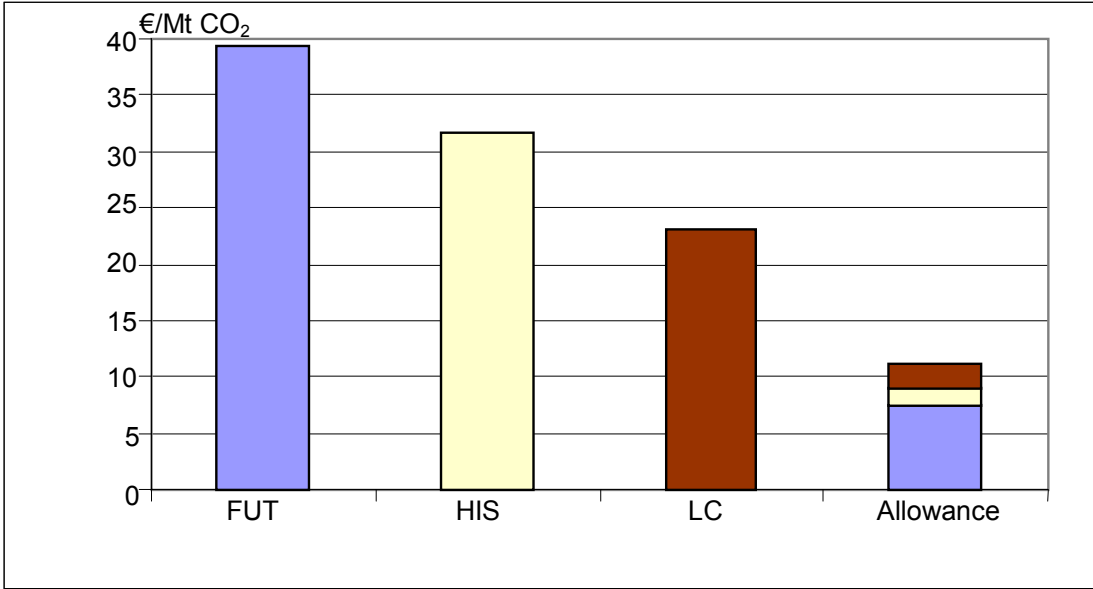
The future scenario (FUT) is based on expected business as usual emissions in 2012. Since the abatement cost functions in the sectors outside the ETS are much steeper than those of the sectors inside the allowance price of 7 €₂₀₀₀ goes hand in hand with an average emission tax outside the ETS of almost 40 €₂₀₀₀ (see Figure 4 that shows the emission weighted average tax that needs to be imposed in the different scenarios compared to the allowance price). Similarly, when the year 2000 emissions are chosen for the allocation of allowances permit prices of 9 €₂₀₀₀ coexist with average emission taxes of almost 32 €₂₀₀₀. In both cases the allocation of emissions to the ETS is not based on abatement costs but only on actual or expected emissions. To the contrary, the comparison of average taxes and permit prices in the least-cost scenario (LC) indicates the efficiency gains from trading since the reference situation for the allocation of allowances was an efficient abatement structure.

⁶ We use an exchange rate of 1 €₂₀₀₀ = 1.0971 US\$ 1997 as the DART-model uses 1997 data.

Hence, the divergence between the allowance price [11 €₂₀₀₀] and the tax outside the ETS [23 €₂₀₀₀] is a measure for the gains from trading across countries. In fact, these numbers tend to underestimate the gains from trading since it is unlikely that the climate policies pursued outside the ETS will be conducted through an efficient emission tax. Under other less efficient regimes the implicit taxes necessary for achieving the same emission target would be significantly higher thus increasing the divergence in abatement costs.

The simulations clearly indicate the importance of the allocation rule of targets for the level of prices in the ETS but also for the burden of abatement costs that is subsequently imposed upon the sectors not participating in the ETS. In fact, under all three allocation rules there are strong incentives for sectors to participate in the ETS. The simulations also reveal that the least-cost allocation rule results in the smallest distortions between the sectors inside the ETS and those outside.

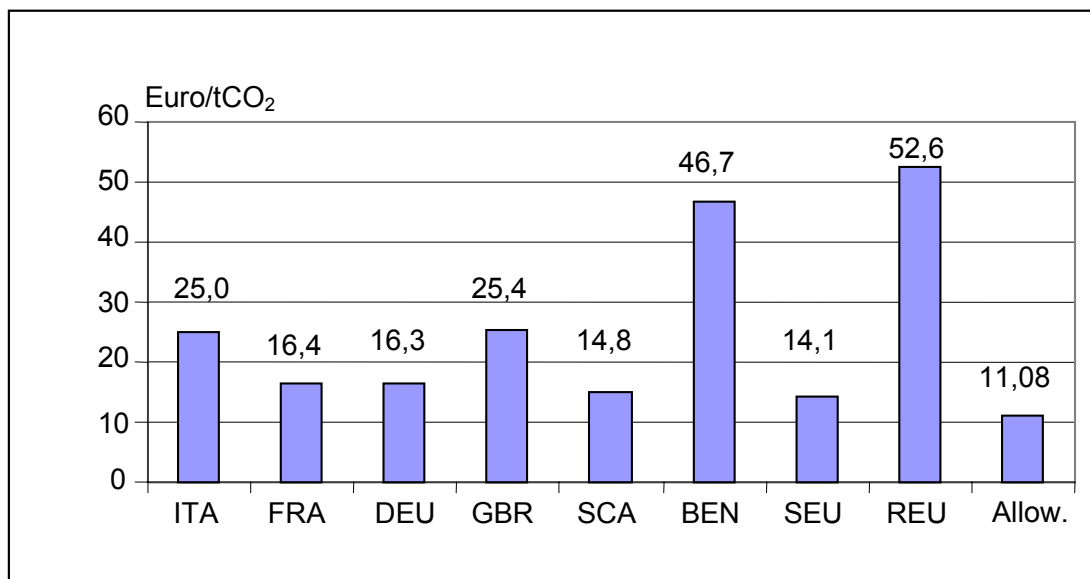
Figure 4 — Emission Weighted Average Tax Rates Outside the ETS Compared to the Allowance Price



4.2 Trade in Emission Permits

Abatement costs for CO₂ vary not only within a country but to an even larger degree across countries. As can be seen in Figure 5, there are essentially four groups of countries with rather different marginal abatement costs for reaching their EU burden-sharing targets without emissions trading. The highest cost are in the Benelux countries plus Ireland and Austria with around 50 €₂₀₀₀/tCO₂. Italy and the UK have abatement costs of about 25 €₂₀₀₀/tCO₂ whereas the other current EU countries (France, Germany, Southern Europe except Italy, and Scandinavia) cost amount to 14 to 16 €₂₀₀₀/tCO₂. Finally, the accession countries, by definition, have zero cost of abatement as they have no binding target in 2012.

Figure 5 — CO₂-Taxes Under Unilateral Action

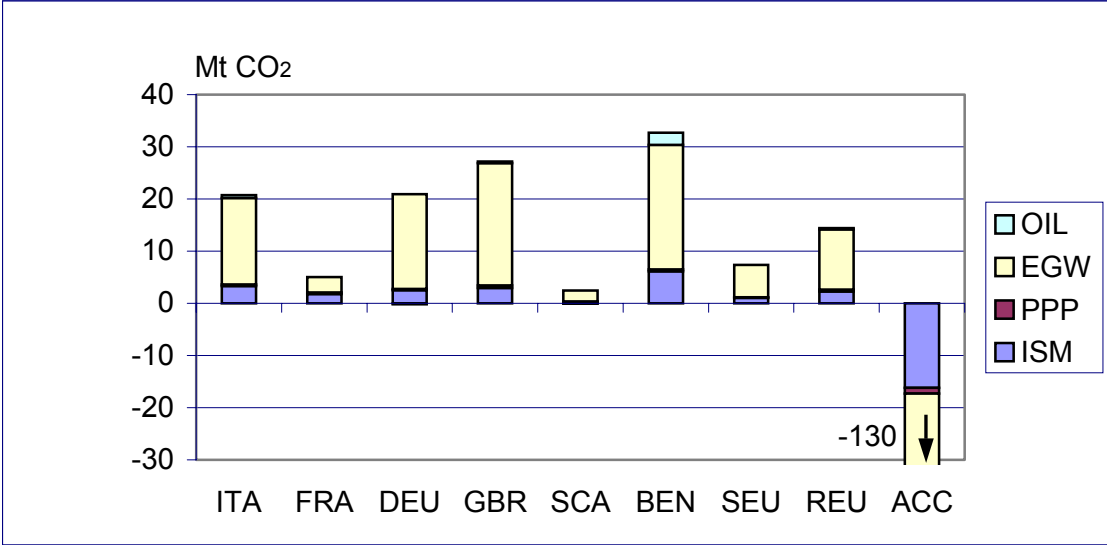


This is due to a number of factors such as the size of the emission cap relative to the BAU emissions, the availability of inexpensive abatement options, or to the availability of hot-air.

The ETS of the EU turns out to lead to a rather lopsided affair. The accession countries will export allowances to all other member states. Figure 6 illustrates the amount of allowances traded within the ETS. The only exporters are the accession countries (ACC). The overall amount of allowances available in the ETS under the “least-cost-principle” and without the inclusion of hot-air is

1140 Mt CO₂. Out of this 130 Mt CO₂ will be net exports from ACC, i.e. net trade amounts to roughly 11 percent of emissions in the ETS.

Figure 6 — Allowance Net Imports in the Emissions Trading System in 2012

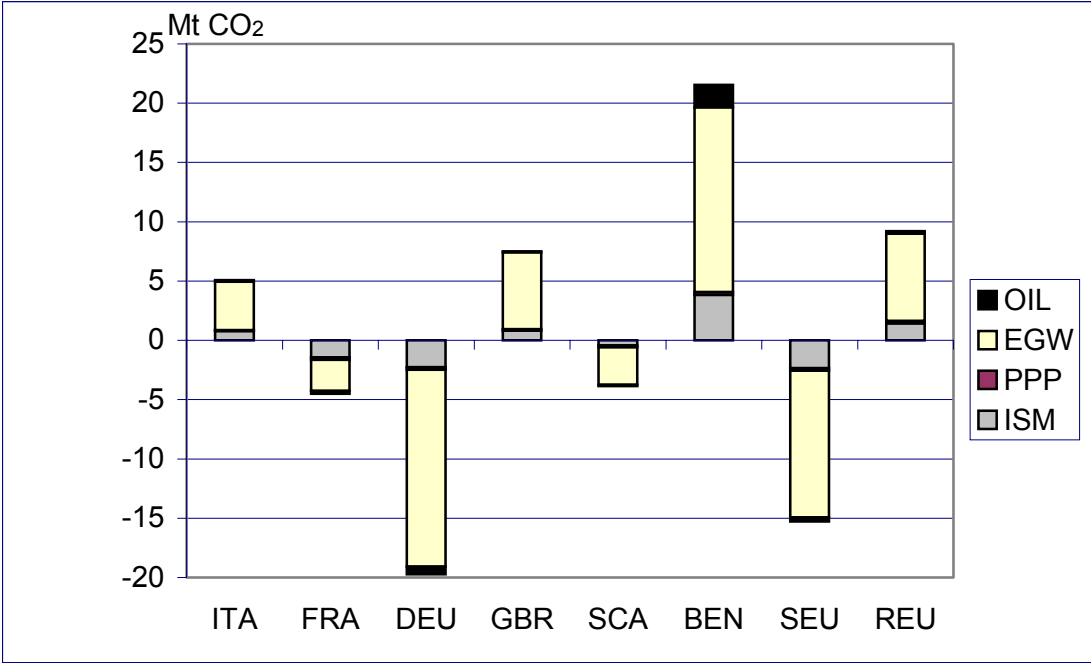


The accession countries with allocated allowances amounting to their business-as-usual emissions have available 480 Mt CO₂ of which they export 27 percent. These exports go predominantly to the large countries UK, Germany, and France but also to the Benelux Countries. However, relative to their domestic endowments Austria and Ireland combined will be the largest importers by having 33 percent of their consumed allowances imported. The Benelux Countries come in second with an import quota of 27 percent. In comparison France and Germany import around 6 percent of the emission allowances consumed and the southern regions (SEU) and the Scandinavian member states (SCA) import only around 3.5 percent.

Figure 6 also shows that the trade in allowances will be dominated by the electricity sector (EGW). With the exception of France because of its large share of nuclear energy in electricity consumption, more than 75 percent of exports and imports will come from and go to the electricity sector. The rest is dominated by imports from the iron, metal and steel sector (IMS) with pulp and paper products (PPP) and refined oil products (OIL) almost negligible.

There have been speculations about the likely trade structure that would emerge without the accession countries. Figure 7 illustrates this case. Since the low cost option from the accession countries is not available the above mentioned group of countries with the low abatement costs among the EU-15 (France, Germany, Spain, Portugal, Greece, Denmark, Finland, Sweden) would be exporters with most of the exports coming from Germany and the southern countries (except Italy). The largest importers would be the Benelux countries. This restricted EU-15 trading scheme would lower the marginal abatement cost from an average of 23 €₂₀₀₀/tCO₂ in the no-trading case to 21 €₂₀₀₀/tCO₂. These 2 €₂₀₀₀/tCO₂ can be viewed as a measure of the efficiency gain from trading. In contrast, the permit price in the full trading scheme (including ACC) is only 11 €₂₀₀₀/tCO₂. This illustrates the tremendous efficiency gains from including the ACC country group⁷.

Figure 7 — EU-15 Trading Without the Accession Countries
Allowance Net Imports in 2012



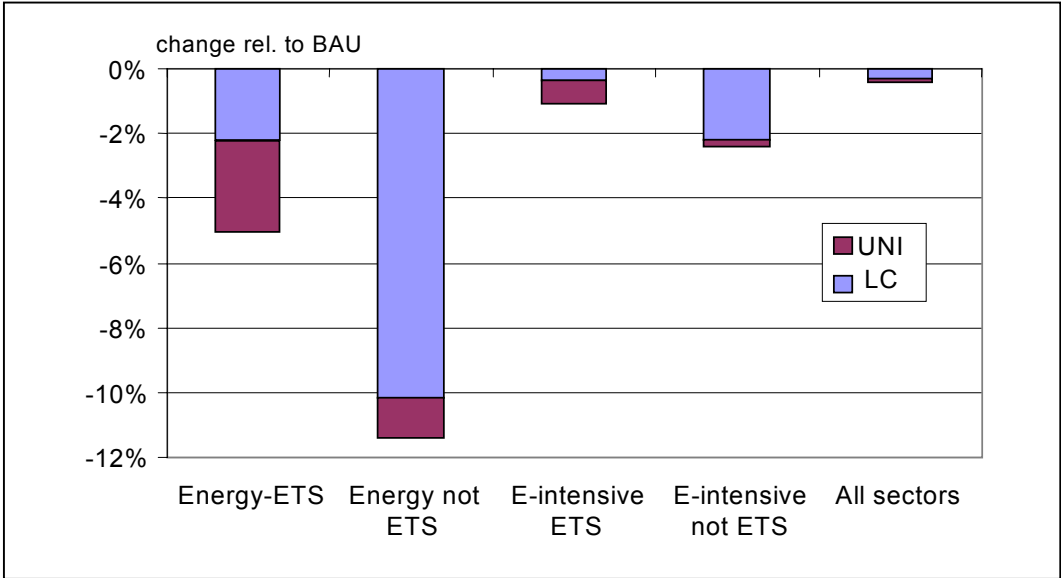
⁷ These permit prices reflect efficiency gains since they do not contain hot-air.

4.3 Competitiveness Effects

A major concern of policy makers and industry is that the ETS will have negative competitiveness effects for the participating sectors. There are three important points in this context. First of all, it should be clear that any competitiveness effects are not a result of the ETS but of the emission restrictions implied by the Kyoto target. The ETS is indeed lowering the negative affects of reaching this target compared to pure unilateral action (see section 4.2 and 4.4). Second, the simulation results show that altogether the competitiveness effects of the ETS and the Kyoto targets are relatively small. Finally, it is not true, that the competitiveness of sectors covered by the ETS is affected more than the competitiveness of the sectors outside.

The cross-country flows of CO₂-allowances from the accession countries towards the West indicate that the ETS will in the first place allow the energy-intensive installations within the trading scheme to reduce emissions and consequently production to a lesser degree than under a unilateral climate policy scenario (UNI) in which the EU burden-sharing targets need to be met independently. Simulations with the DART-model show that this is the case but it also carries over to sectors not in the ETS. Figure 8 shows the output effect of the EU burden-sharing for the importing countries, i.e. the EU-15. We have selected the energy sectors in the ETS [Oil products (OIL), Electricity (EGW)], energy outside the ETS [coal extraction (COL), gas production and distribution (GAS)], energy-intensive sectors in the ETS [iron, metal and steel (IMS), pulp and paper products (PPP)], and energy-intensive sectors outside the ETS [chemicals (CEP), transport sector (MOB)]. The non-energy intensive sectors outside the ETS (AGR, TRN, OTH) are not included as output changes are negligible. In Figure 8 the output losses in LC are represented by the light grey bar, whereas the losses under UNI are the sum of the light and the dark grey bar. The dark grey bar thus shows the losses that can be avoided by implementing the emissions trading scheme.

Figure 8 — Sectoral Output Changes in the EU-15



The most remarkable result from comparing the ETS with a unilateral climate policy is the fact that all energy-intensive sectors gain from the ETS. Of course, the energy sectors and the energy-intensive industries inside the ETS can reduce their output losses by more than 50 percent. But these cost savings also carry over to the other energy-intensive industries to some extent.

Figure 8 also shows that the ETS decreases total output in the EU are only by around 0.3 percent. The effects on all non-energy sectors are below 2 percent in each country. In the energy intensive sectors outside the ETS (chemical and mobility sector) there are two exceptions which are the Benelux countries and the Rest of Europe. Here the output losses reach 11 and 5 percent. This is due to the comparatively high emission intensity of these sectors in the EU. For example, in the chemical sector in the Benelux countries, energy intensive fertilizer production plays an important role.

The losses are naturally higher in the energy sectors coal and gas whether they are covered by the ETS or not. The restrictions on CO₂-emissions naturally reduce demand for fossil energy sources and thus reduce output in those extraction industries. In addition, coal is the most emission intensive fossil fuel which is substituted by low carbon energy under emission restrictions.

Finally, Figure 8 shows that the sectors inside the ETS clearly gain from an emissions trading scheme and are thus affected less from climate policy than the sectors outside the ETS. There are three reasons for this

- (1) Competitiveness effects depend on the exposure of a sector to the world market. Some of the sectors most exposed to the world market such as the chemical sector are outside the ETS. The detailed sectoral data show indeed that in the unilateral scenario the chemical sector suffers more than the IMS and PPP sector inside the ETS.
- (2) The sectors outside the ETS are indirectly affected by the emission restrictions inside the ETS as well. In another paper Peterson (2003) shows that these indirect effects that originate from changes in gross energy prices and demand or from prices of intermediate inputs in some cases even dominate the direct effects from the ETS or the other climate policies.
- (3) Reaching the Kyoto targets requires severe reductions outside the ETS as well. As shown already in section 4.1, taxes that are associated with these reductions are much higher than the allowance price. As a result, the sectors outside the ETS are affected more strongly than the sectors inside.

Finally it should be noted, that the strength of the effects differs between individual countries. Some of the main factors that influence this strength are discussed in the next section. In addition, the differences in the energy intensity as e.g. described for the chemical sector in the Benelux countries do play a role. For more details see also Peterson (2003).

4.5 The Welfare Costs of Different EU Climate Strategies

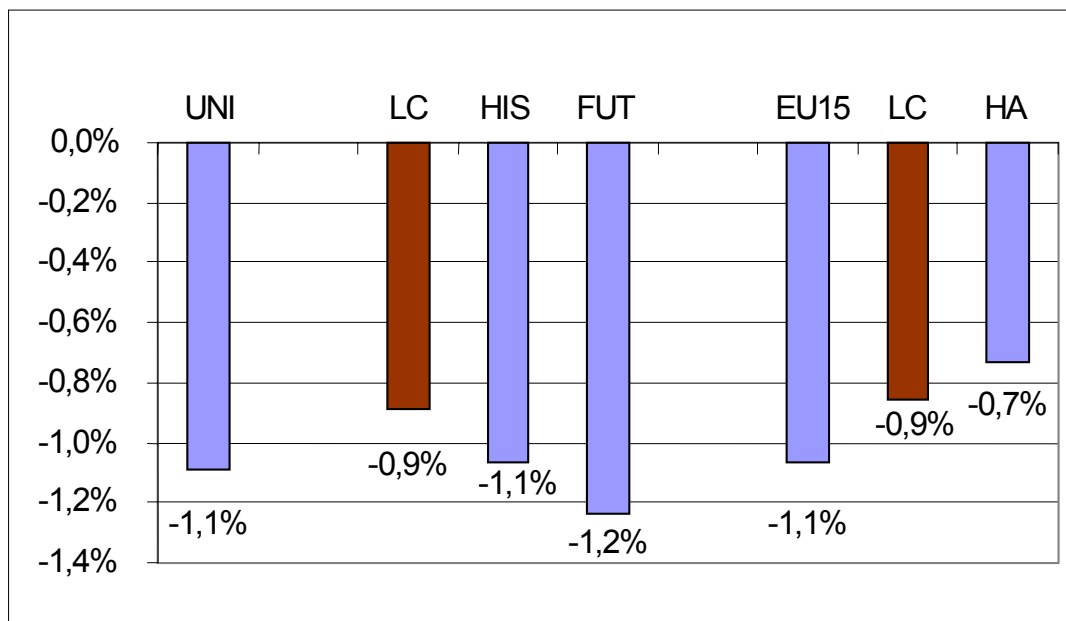
The main goal of the EU emissions trading scheme is to reduce the welfare costs of meeting the European emission targets. Figure 9 shows the aggregated EU welfare changes relative to the BAU scenario in the different trading scenarios compared to a scenario where the individual commitments are reached unilaterally by a uniform, country specific CO₂ tax (UNI) .

First of all, optimally designed, the ETS leads indeed to cost savings. While the EU on average loses 1.1 percent welfare under unilateral action, this reduces to 0.9 percent in scenario LC. One important result of our simulations though is, that the goal of cost reductions is achieved only if the allocation of allowances to the ETS is geared to the least cost allocation. Comparing the welfare impact of reaching the Kyoto-target unilaterally with the two other trading scenarios based on actual and expected emission shares reveals no welfare gain. Apparently, the welfare gains from trading within the ETS are offset by the distortions created through the divergence of abatement costs between sectors inside and outside the ETS. These distortions are not present in the unilateral scenario which is created under the – admittedly unrealistic – assumption of a uniform national CO₂-tax. Nevertheless, the results clearly indicate that distortionary allocation plans can quickly eliminate the gains from trading in the ETS.

Figure 9 also shows that without the cheap abatement options in the accession countries, the ETS would offer practically no efficiency gains. Again, the welfare gains from the trading regime are balanced by the distortions emerging from the difference in abatement costs between ETS installations and emitters outside the ETS. If we include the hot-air of the accession countries in the ETS the welfare losses can be reduced to 0.7 percent. However, this gain is due to the fact that the overall amount of emissions is substantially higher than in the trading scheme without hot-air.

Turning to the economic costs for the individual EU member countries, these can differ considerably. Figure 10 shows the welfare changes across countries for the UNI and the LC scenario. Again, the welfare cost under LC is the light grey bar and under UNI it is the sum of the light and dark grey bars.

Figure 9 — Welfare Loss in the EU Relative to BAU



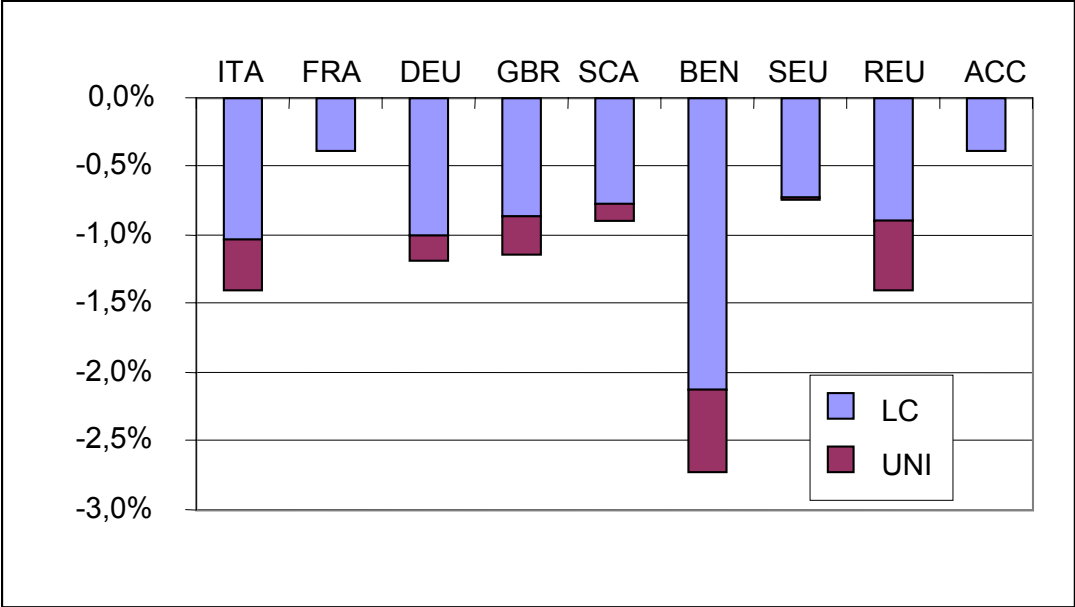
Except for France and the Southern European Countries (SEU) without Italy all countries gain from importing allowances compared to a scenario without trading. The degree to which they gain depends on two factors:

- The strictness of the national Kyoto-target relative to the business-as-usual emissions, and
- the differences in abatement costs across different member states.

Both of these factors are illustrated by the implicit CO₂-taxes necessary to achieve the Kyoto-targets unilaterally (see Figure 5 in section 4.2). The largest gains from ETS accrue to the Benelux countries (BEN) and Austria and Ireland (REU) because they experience the largest difference between allowance price and unilateral tax rate.

France experiences no gains from trading in the ETS although it has the same implicit unilateral CO₂-tax than Germany which can lower its welfare costs from 1.2 percent to 1.0 percent. This is due to the fact that France is not trading many allowances because of its low emission intensity in the electricity sector. Hence, it can not reap large gains from trading as much of the emission reduction will need to take place outside the ETS.

Figure 10 — Welfare Loss Under the Least-Cost Allocation (LC) and Under Unilateral Reduction (UNI) Relative to BAU



A special case is the case of the accession countries. It is surprising to see that these countries lose welfare compared to the BAU scenario (0.4 percent) even though they do not need to reduce emissions and sell emission allowances. The income received through the export of allowances marks the gain from allowance trading. Yet, there are some costs as well. By joining the ETS these countries now face an allowance price in all ETS sectors thus reducing their competitiveness. This shows up in the simulations as lower production and lower exports mainly in the energy intensive Iron, metal and steel sector (IMS) which traditionally has a comparative advantage on international markets. It also carries over to non-ETS sectors through higher input and energy prices coming from ETS-sectors.

By comparing the welfare loss to ACC in the ETS to the unilateral scenario (UNI) we can identify the impact of the ETS. Under UNI the region ACC experiences a welfare gain of 0.1 percent. This gain comes from the indirect effects of low cost abatement options. ACC exports energy-intensive products to the rest of the EU because their production cost including the emission constraint rise more than those in ACC. The introduction of the trading scheme raises allowance prices in the ACC such that the comparative advantage of

the energy-intensive sectors is reduced. This trade effect can not be compensated by the income received from exporting allowances as the volume is too small. However, if the ACC would use some of their hot-air, they could reduce allowance prices thus reducing the burden to their ETS sectors and at the same time increase the income from exporting allowances. In fact, with a supply of 25 percent of the hot-air available the welfare loss could be reduced to zero. Larger amounts of hot-air would even lead to a welfare gain for ACC of 0.8 percent relative to BAU:

5. Summary and Conclusions

The upcoming EU emissions trading scheme (ETS) for CO₂ evokes ambiguous reactions. Proponents advertise its contribution to the minimizing of the cost of meeting the European Kyoto targets. Opponents such as some policy makers and industry fear that it will have negative competitiveness effects for the participating sectors. So far both positions have been based more on interested speculations than on sound modelling results. Indeed, the eventual results of the ETS are difficult to predict as long as the National Allocation Plans of the EU member states are not determined. In this paper we have used the DART-model to simulate the ETS under different likely allocation plans. The results reveal new details about the likely allowance prices, about allowance trade flows as well as about cost savings and competitiveness effects that differ considerably across different allocation modes.

The first striking result is, that the accession countries will be the only countries selling allowances, even without hot-air being included in the simulations. Their low cost abatement opportunities reduce the costs of reaching the European Kyoto targets considerably. This is for instance reflected in the difference between the allowance price (in the year 2012 when the ETS is in full operation) of 11 €₂₀₀₀/t CO₂ if the accession countries are included in the ETS and 21 €₂₀₀₀/t CO₂ if the accession countries would not participate.

The second main finding concerns the division of the costs of reaching the Kyoto targets between the sectors inside the ETS and those not participating. Given the Kyoto targets, the share of emissions allocated to the ETS automatically determines the emission reductions that are necessary in the sectors that do not participate in emissions trading. The optimal, cost minimizing allocation would be one that equalizes the marginal abatement costs of the Kyoto target across all EU economies, e.g. through a trading scheme including all CO₂ emissions. Since the ETS covers only the energy-intensive industries efficiency can not be reached. However, the efficiency gains from the ETS depend strongly on the allocation plan that allocates the caps to the ETS and the non-ETS sectors. If the allocation plan is not based on abatement costs, but on actual or expected emissions the efficiency gains from trading allowances are partially or even completely offset by the distortions created between the ETS and the non-ETS sectors. In particular, the simulations show that such an allocation mode would in general lead to a higher amount of allowances allocated to the ETS than a least-cost approach. This, in turn, implies lower allowance prices (7 €₂₀₀₀/t CO₂ instead of 11 €₂₀₀₀/t CO₂) but also higher taxes in the non ETS sectors (on average 39 €₂₀₀₀/t CO₂ instead of 23 €₂₀₀₀/t CO₂). As a result the ETS under historical or under expected emission shares does not lead to a welfare gain. Only the allocation rule with least-cost reductions clearly improves efficiency and creates welfare gains. These simulation results are based on the assumption of an efficient climate policy in the sectors outside the ETS. If, as it is to be expected, current inefficient instruments are tightened instead of being replaced by efficient ones, the distorting effects would be even larger thus further limiting the positive contribution of the ETS to overall welfare. However, this is not due to defects of the ETS itself but to the lack of a broader coverage of the ETS across all emitting sectors.

Turning to the competitiveness effects it should be clear that it is not the trading scheme that imposes new restrictions but the Kyoto-target itself. The ETS is only a means to achieve this target at higher or smaller social cost. If

the ETS were to be introduced throughout the EU and if it would cover all sectors it would lead to considerable welfare gains compared to a situation where the Kyoto-targets need to be reached unilaterally. Even though this is not the case, under the least cost allocation (Scenario LC) there are still gains to be made from trading. One of the most remarkable simulation results is, that indeed all sectors gain from trade – not only the sectors participating in emissions trading. In addition, the overall competitiveness effects of the Kyoto-targets can become quite small the the ETS. In our simulations total output in Europe decreases by less than 0.5 percent compared to a business as usual scenario. Output in all non-energy sectors falls by less than 2 percent. Only the fossil fuel and energy sectors naturally face higher losses. Finally, it is not true that the competitiveness of the ETS sectors is affected more than the competitiveness of the sectors outside. To the contrary, ETS sectors gain considerably from the cheap abatement opportunities in the accession countries. This gain is represented by the differences between the allowance price of 11 €₂₀₀₀/t CO₂ in the ETS and the average tax outside the ETS of 23 €₂₀₀₀/t CO₂.

6. References

- Böhringer, C. (2002). Industry-level Emission Trading between Power Producers in the EU. *Applied Economics* 34: 523-533.
- Capros, P. and L. Mantzos (2000a). The Economic Effects of Industry-Level Emission Trading to Reduce Greenhouse Gases. Report to DG Environment.
- Capros, P., L. Mantzos, M. Vaino and P. Zapfel (2002). Economic Efficiency of Cross-sectoral Emissions Trading in CO₂ in the European Union. In: Johan Albrecht (Ed.). *Instruments for Climate Policy*. Edward Elgar Cheltham. 25-62.
- EIA (2002). *International Energy Outlook 2002*.
- European Commission (2003). The EU Emissions Trading Scheme: How to develop a National Allocation Plan. Non-paper of the 2nd meeting of Working Group 3, Monitoring Mechanism Committee, Directorate General Environment, 1st April 2003.
- European Commission (2003a). Communication from the Commission on guidance to assist Member States in the implementation of the criteria listed in Annex III to Directive 2003/87/EC. COM(2003)830 final.
- European Union (2003). Directive 2003/87/EC of the European Parliament and the Council of 13 October 2003 establishing a scheme for greenhouse gas emission allowance trading within the Community and amending Council Directive 96/61/EC.
- Gagelmann, F. and B. Hansjürgens (2002). Climate Protection through Tradable Permits: The EU Proposal for an Emissions Trading System in Europe. *European Environment* 12, 185-202.
- Klepper, G. and S. Peterson (2003). International Trade and Competitiveness Effects of Emissions Trading. CATEP Policy Brief.

Klepper, G., S. Peterson and K. Springer (2003). DART97: A Description of the Multi-regional, Multi-sectoral Trade Model for the Analysis of Climate Policies. Kiel Working Papers No 1149. Kiel Institute for World Economics.

Peterson, S. (2003). The EU Emissions Trading Scheme and its Competitiveness Effects for European Business - Results from the CGE Model DART. Paper presented at the international Workshop "Business & Emissions Trading" in Wittenberg, Germany, November 11th – 14th 2003.

Springer, K. (2002). Climate Policy in a Globalizing World: A CGE Model with Capital Mobility and Trade. Kieler Studien. Springer, Berlin.

NOTE DI LAVORO DELLA FONDAZIONE ENI ENRICO MATTEI

Fondazione Eni Enrico Mattei Working Paper Series

Our Note di Lavoro are available on the Internet at the following addresses:

<http://www.feem.it/Feem/Pub/Publications/WPapers/default.html>

<http://www.ssrn.com/link/feem.html>

NOTE DI LAVORO PUBLISHED IN 2003

PRIV	1.2003	<i>Gabriella CHIESA and Giovanna NICODANO: <u>Privatization and Financial Market Development: Theoretical Issues</u></i>
PRIV	2.2003	<i>Ibolya SCHINDELE: <u>Theory of Privatization in Eastern Europe: Literature Review</u></i>
PRIV	3.2003	<i>Wietze LISE, Claudia KEMFERT and Richard S.J. TOL: <u>Strategic Action in the Liberalised German Electricity Market</u></i>
CLIM	4.2003	<i>Laura MARSILIANI and Thomas I. RENSTRÖM: <u>Environmental Policy and Capital Movements: The Role of Government Commitment</u></i>
KNOW	5.2003	<i>Reyer GERLAGH: <u>Induced Technological Change under Technological Competition</u></i>
ETA	6.2003	<i>Efrem CASTELNUOVO: <u>Squeezing the Interest Rate Smoothing Weight with a Hybrid Expectations Model</u></i>
SIEV	7.2003	<i>Anna ALBERINI, Alberto LONGO, Stefania TONIN, Francesco TROMBETTA and Margherita TURVANI: <u>The Role of Liability, Regulation and Economic Incentives in Brownfield Remediation and Redevelopment: Evidence from Surveys of Developers</u></i>
NRM	8.2003	<i>Elissaios POPYRAKIS and Reyner GERLAGH: <u>Natural Resources: A Blessing or a Curse?</u></i>
CLIM	9.2003	<i>A. CAPARRÓS, J.-C. PEREAU and T. TAZDAÏT: <u>North-South Climate Change Negotiations: a Sequential Game with Asymmetric Information</u></i>
KNOW	10.2003	<i>Giorgio BRUNELLO and Daniele CHECCHI: <u>School Quality and Family Background in Italy</u></i>
CLIM	11.2003	<i>Efrem CASTELNUOVO and Marzio GALEOTTI: <u>Learning By Doing vs Learning By Researching in a Model of Climate Change Policy Analysis</u></i>
KNOW	12.2003	<i>Carole MAIGNAN, Gianmarco OTTAVIANO and Dino PINELLI (eds.): <u>Economic Growth, Innovation, Cultural Diversity: What are we all talking about? A critical survey of the state-of-the-art</u></i>
KNOW	13.2003	<i>Carole MAIGNAN, Gianmarco OTTAVIANO, Dino PINELLI and Francesco RULLANI (lix): <u>Bio-Ecological Diversity vs. Socio-Economic Diversity. A Comparison of Existing Measures</u></i>
KNOW	14.2003	<i>Maddy JANSSENS and Chris STEYAERT (lix): <u>Theories of Diversity within Organisation Studies: Debates and Future Trajectories</u></i>
KNOW	15.2003	<i>Tuzin BAYCAN LEVENT, Enno MASUREL and Peter NIJKAMP (lix): <u>Diversity in Entrepreneurship: Ethnic and Female Roles in Urban Economic Life</u></i>
KNOW	16.2003	<i>Alexandra BITUSIKOVA (lix): <u>Post-Communist City on its Way from Grey to Colourful: The Case Study from Slovakia</u></i>
KNOW	17.2003	<i>Billy E. VAUGHN and Katarina MLEKOV (lix): <u>A Stage Model of Developing an Inclusive Community</u></i>
KNOW	18.2003	<i>Selma van LONDEN and Arie de RUIJTER (lix): <u>Managing Diversity in a Globalizing World</u></i>
Coalition		
Theory	19.2003	<i>Sergio CURRARINI: <u>On the Stability of Hierarchies in Games with Externalities</u></i>
Network		
PRIV	20.2003	<i>Giacomo CALZOLARI and Alessandro PAVAN (lx): <u>Monopoly with Resale</u></i>
PRIV	21.2003	<i>Claudio MEZZETTI (lx): <u>Auction Design with Interdependent Valuations: The Generalized Revelation Principle, Efficiency, Full Surplus Extraction and Information Acquisition</u></i>
PRIV	22.2003	<i>Marco LiCalzi and Alessandro PAVAN (lx): <u>Tilting the Supply Schedule to Enhance Competition in Uniform-Price Auctions</u></i>
PRIV	23.2003	<i>David ETTINGER (lx): <u>Bidding among Friends and Enemies</u></i>
PRIV	24.2003	<i>Hannu VARTIAINEN (lx): <u>Auction Design without Commitment</u></i>
PRIV	25.2003	<i>Matti KELOHARJU, Kjell G. NYBORG and Kristian RYDQVIST (lx): <u>Strategic Behavior and Underpricing in Uniform Price Auctions: Evidence from Finnish Treasury Auctions</u></i>
PRIV	26.2003	<i>Christine A. PARLOUR and Uday RAJAN (lx): <u>Rationing in IPOs</u></i>
PRIV	27.2003	<i>Kjell G. NYBORG and Ilya A. STREBULAIEV (lx): <u>Multiple Unit Auctions and Short Squeezes</u></i>
PRIV	28.2003	<i>Anders LUNANDER and Jan-Eric NILSSON (lx): <u>Taking the Lab to the Field: Experimental Tests of Alternative Mechanisms to Procure Multiple Contracts</u></i>
PRIV	29.2003	<i>TangaMcDANIEL and Karsten NEUHOFF (lx): <u>Use of Long-term Auctions for Network Investment</u></i>
PRIV	30.2003	<i>Emiel MAASLAND and Sander ONDERSTAL (lx): <u>Auctions with Financial Externalities</u></i>
ETA	31.2003	<i>Michael FINUS and Bianca RUNDSHAGEN: <u>A Non-cooperative Foundation of Core-Stability in Positive Externality NTU-Coalition Games</u></i>
KNOW	32.2003	<i>Michele MORETTO: <u>Competition and Irreversible Investments under Uncertainty</u></i>
PRIV	33.2003	<i>Philippe QUIRION: <u>Relative Quotas: Correct Answer to Uncertainty or Case of Regulatory Capture?</u></i>
KNOW	34.2003	<i>Giuseppe MEDA, Claudio PIGA and Donald SIEGEL: <u>On the Relationship between R&D and Productivity: A Treatment Effect Analysis</u></i>
ETA	35.2003	<i>Alessandra DEL BOCA, Marzio GALEOTTI and Paola ROTA: <u>Non-convexities in the Adjustment of Different Capital Inputs: A Firm-level Investigation</u></i>

GG	36.2003	<i>Matthieu GLACHANT</i> : <u>Voluntary Agreements under Endogenous Legislative Threats</u>
PRIV	37.2003	<i>Narjess BOUBAKRI, Jean-Claude COSSET and Omrane GUEDHAMI</i> : <u>Postprivatization Corporate Governance: the Role of Ownership Structure and Investor Protection</u>
CLIM	38.2003	<i>Rolf GOLOMBEK and Michael HOEL</i> : <u>Climate Policy under Technology Spillovers</u>
KNOW	39.2003	<i>Slim BEN YOUSSEF</i> : <u>Transboundary Pollution, R&D Spillovers and International Trade</u>
CTN	40.2003	<i>Carlo CARRARO and Carmen MARCHIORI</i> : <u>Endogenous Strategic Issue Linkage in International Negotiations</u>
KNOW	41.2003	<i>Sonia OREFFICE</i> : <u>Abortion and Female Power in the Household: Evidence from Labor Supply</u>
KNOW	42.2003	<i>Timo GOESCHL and Timothy SWANSON</i> : <u>On Biology and Technology: The Economics of Managing Biotechnologies</u>
ETA	43.2003	<i>Giorgio Busetti and Matteo MANERA</i> : <u>STAR-GARCH Models for Stock Market Interactions in the Pacific Basin Region, Japan and US</u>
CLIM	44.2003	<i>Katrin MILLOCK and Céline NAUGES</i> : <u>The French Tax on Air Pollution: Some Preliminary Results on its Effectiveness</u>
PRIV	45.2003	<i>Bernardo BORTOLOTTI and Paolo PINOTTI</i> : <u>The Political Economy of Privatization</u>
SIEV	46.2003	<i>Elbert DIJKGRAAF and Herman R.J. VOLLEBERGH</i> : <u>Burn or Bury? A Social Cost Comparison of Final Waste Disposal Methods</u>
ETA	47.2003	<i>Jens HORBACH</i> : <u>Employment and Innovations in the Environmental Sector: Determinants and Econometrical Results for Germany</u>
CLIM	48.2003	<i>Lori SNYDER, Nolan MILLER and Robert STAVINS</i> : <u>The Effects of Environmental Regulation on Technology Diffusion: The Case of Chlorine Manufacturing</u>
CLIM	49.2003	<i>Lori SNYDER, Robert STAVINS and Alexander F. WAGNER</i> : <u>Private Options to Use Public Goods. Exploiting Revealed Preferences to Estimate Environmental Benefits</u>
CTN	50.2003	<i>László Á. KÓCZY and Luc LAUWERS</i> (Ixi): <u>The Minimal Dominant Set is a Non-Empty Core-Extension</u>
CTN	51.2003	<i>Matthew O. JACKSON</i> (Ixi): <u>Allocation Rules for Network Games</u>
CTN	52.2003	<i>Ana MAULEON and Vincent VANNETELBOSCH</i> (Ixi): <u>Farsightedness and Cautiousness in Coalition Formation</u>
CTN	53.2003	<i>Fernando VEGA-REDONDO</i> (Ixi): <u>Building Up Social Capital in a Changing World: a network approach</u>
CTN	54.2003	<i>Matthew HAAG and Roger LAGUNOFF</i> (Ixi): <u>On the Size and Structure of Group Cooperation</u>
CTN	55.2003	<i>Taiji FURUSAWA and Hideo KONISHI</i> (Ixi): <u>Free Trade Networks</u>
CTN	56.2003	<i>Halis Murat YILDIZ</i> (Ixi): <u>National Versus International Mergers and Trade Liberalization</u>
CTN	57.2003	<i>Santiago RUBIO and Alistair ULPH</i> (Ixi): <u>An Infinite-Horizon Model of Dynamic Membership of International Environmental Agreements</u>
KNOW	58.2003	<i>Carole MAIGNAN, Dino PINELLI and Gianmarco I.P. OTTAVIANO</i> : <u>ICT, Clusters and Regional Cohesion: A Summary of Theoretical and Empirical Research</u>
KNOW	59.2003	<i>Giorgio BELLETTINI and Gianmarco I.P. OTTAVIANO</i> : <u>Special Interests and Technological Change</u>
ETA	60.2003	<i>Ronnie SCHÖB</i> : <u>The Double Dividend Hypothesis of Environmental Taxes: A Survey</u>
CLIM	61.2003	<i>Michael FINUS, Ekko van IERLAND and Robert DELLINK</i> : <u>Stability of Climate Coalitions in a Cartel Formation Game</u>
GG	62.2003	<i>Michael FINUS and Bianca RUNDSHAGEN</i> : <u>How the Rules of Coalition Formation Affect Stability of International Environmental Agreements</u>
SIEV	63.2003	<i>Alberto PETRUCCI</i> : <u>Taxing Land Rent in an Open Economy</u>
CLIM	64.2003	<i>Joseph E. ALDY, Scott BARRETT and Robert N. STAVINS</i> : <u>Thirteen Plus One: A Comparison of Global Climate Policy Architectures</u>
SIEV	65.2003	<i>Edi DEFRANCESCO</i> : <u>The Beginning of Organic Fish Farming in Italy</u>
SIEV	66.2003	<i>Klaus CONRAD</i> : <u>Price Competition and Product Differentiation when Consumers Care for the Environment</u>
SIEV	67.2003	<i>Paulo A.L.D. NUNES, Luca ROSSETTO, Arianne DE BLAEIJ</i> : <u>Monetary Value Assessment of Clam Fishing Management Practices in the Venice Lagoon: Results from a Stated Choice Exercise</u>
CLIM	68.2003	<i>ZhongXiang ZHANG</i> : <u>Open Trade with the U.S. Without Compromising Canada's Ability to Comply with its Kyoto Target</u>
KNOW	69.2003	<i>David FRANTZ</i> (Iix): <u>Lorenzo Market between Diversity and Mutation</u>
KNOW	70.2003	<i>Ercole SORI</i> (Iix): <u>Mapping Diversity in Social History</u>
KNOW	71.2003	<i>Ljiljana DERU SIMIC</i> (Ixi): <u>What is Specific about Art/Cultural Projects?</u>
KNOW	72.2003	<i>Natalya V. TARANOVA</i> (Ixi): <u>The Role of the City in Fostering Intergroup Communication in a Multicultural Environment: Saint-Petersburg's Case</u>
KNOW	73.2003	<i>Kristine CRANE</i> (Ixi): <u>The City as an Arena for the Expression of Multiple Identities in the Age of Globalisation and Migration</u>
KNOW	74.2003	<i>Kazuma MATOBA</i> (Ixi): <u>Glocal Dialogue- Transformation through Transcultural Communication</u>
KNOW	75.2003	<i>Catarina REIS OLIVEIRA</i> (Ixi): <u>Immigrants' Entrepreneurial Opportunities: The Case of the Chinese in Portugal</u>
KNOW	76.2003	<i>Sandra WALLMAN</i> (Ixi): <u>The Diversity of Diversity - towards a typology of urban systems</u>
KNOW	77.2003	<i>Richard PEARCE</i> (Ixi): <u>A Biologist's View of Individual Cultural Identity for the Study of Cities</u>
KNOW	78.2003	<i>Vincent MERK</i> (Ixi): <u>Communication Across Cultures: from Cultural Awareness to Reconciliation of the Dilemmas</u>
KNOW	79.2003	<i>Giorgio BELLETTINI, Carlotta BERTI CERONI and Gianmarco I.P. OTTAVIANO</i> : <u>Child Labor and Resistance to Change</u>
ETA	80.2003	<i>Michele MORETTO, Paolo M. PANTEGHINI and Carlo SCARPA</i> : <u>Investment Size and Firm's Value under Profit Sharing Regulation</u>

IEM	81.2003	<i>Alessandro LANZA, Matteo MANERA and Massimo GIOVANNINI: <u>Oil and Product Dynamics in International Petroleum Markets</u></i>
CLIM	82.2003	<i>Y. Hossein FARZIN and Jinhua ZHAO: <u>Pollution Abatement Investment When Firms Lobby Against Environmental Regulation</u></i>
CLIM	83.2003	<i>Giuseppe DI VITA: <u>Is the Discount Rate Relevant in Explaining the Environmental Kuznets Curve?</u></i>
CLIM	84.2003	<i>Reyer GERLAGH and Wietze LISE: <u>Induced Technological Change Under Carbon Taxes</u></i>
NRM	85.2003	<i>Rinaldo BRAU, Alessandro LANZA and Francesco PIGLIARU: <u>How Fast are the Tourism Countries Growing? The cross-country evidence</u></i>
KNOW	86.2003	<i>Elena BELLINI, Gianmarco I.P. OTTAVIANO and Dino PINELLI: <u>The ICT Revolution: opportunities and risks for the Mezzogiorno</u></i>
SIEV	87.2003	<i>Lucas BRETSCGHER and Sjak SMULDERS: <u>Sustainability and Substitution of Exhaustible Natural Resources. How resource prices affect long-term R&D investments</u></i>
CLIM	88.2003	<i>Johan EYCKMANS and Michael FINUS: <u>New Roads to International Environmental Agreements: The Case of Global Warming</u></i>
CLIM	89.2003	<i>Marzio GALEOTTI: <u>Economic Development and Environmental Protection</u></i>
CLIM	90.2003	<i>Marzio GALEOTTI: <u>Environment and Economic Growth: Is Technical Change the Key to Decoupling?</u></i>
CLIM	91.2003	<i>Marzio GALEOTTI and Barbara BUCHNER: <u>Climate Policy and Economic Growth in Developing Countries</u></i>
IEM	92.2003	<i>A. MARKANDYA, A. GOLUB and E. STRUKOVA: <u>The Influence of Climate Change Considerations on Energy Policy: The Case of Russia</u></i>
ETA	93.2003	<i>Andrea BELTRATTI: <u>Socially Responsible Investment in General Equilibrium</u></i>
CTN	94.2003	<i>Parkash CHANDER: <u>The γ-Core and Coalition Formation</u></i>
IEM	95.2003	<i>Matteo MANERA and Angelo MARZULLO: <u>Modelling the Load Curve of Aggregate Electricity Consumption Using Principal Components</u></i>
IEM	96.2003	<i>Alessandro LANZA, Matteo MANERA, Margherita GRASSO and Massimo GIOVANNINI: <u>Long-run Models of Oil Stock Prices</u></i>
CTN	97.2003	<i>Steven J. BRAMS, Michael A. JONES, and D. Marc KILGOUR: <u>Forming Stable Coalitions: The Process Matters</u></i>
KNOW	98.2003	<i>John CROWLEY, Marie-Cecile NAVES (Ixiix): <u>Anti-Racist Policies in France. From Ideological and Historical Schemes to Socio-Political Realities</u></i>
KNOW	99.2003	<i>Richard THOMPSON FORD (Ixiii): <u>Cultural Rights and Civic Virtue</u></i>
KNOW	100.2003	<i>Alaknanda PATEL (Ixiii): <u>Cultural Diversity and Conflict in Multicultural Cities</u></i>
KNOW	101.2003	<i>David MAY (Ixiii): <u>The Struggle of Becoming Established in a Deprived Inner-City Neighbourhood</u></i>
KNOW	102.2003	<i>Sébastien ARCAND, Danielle JUTEAU, Sirma BILGE, and Francine LEMIRE (Ixiii) : <u>Municipal Reform on the Island of Montreal: Tensions Between Two Majority Groups in a Multicultural City</u></i>
CLIM	103.2003	<i>Barbara BUCHNER and Carlo CARRARO: <u>China and the Evolution of the Present Climate Regime</u></i>
CLIM	104.2003	<i>Barbara BUCHNER and Carlo CARRARO: <u>Emissions Trading Regimes and Incentives to Participate in International Climate Agreements</u></i>
CLIM	105.2003	<i>Anil MARKANDYA and Dirk T.G. RÜBBELKE: <u>Ancillary Benefits of Climate Policy</u></i>
NRM	106.2003	<i>Anne Sophie CRÉPIN (Ixiv): <u>Management Challenges for Multiple-Species Boreal Forests</u></i>
NRM	107.2003	<i>Anne Sophie CRÉPIN (Ixiv): <u>Threshold Effects in Coral Reef Fisheries</u></i>
SIEV	108.2003	<i>Sara ANIYAR (Ixiv): <u>Estimating the Value of Oil Capital in a Small Open Economy: The Venezuela's Example</u></i>
SIEV	109.2003	<i>Kenneth ARROW, Partha DASGUPTA and Karl-Göran MÄLER (Ixiv): <u>Evaluating Projects and Assessing Sustainable Development in Imperfect Economies</u></i>
NRM	110.2003	<i>Anastasios XEPAPADEAS and Catarina ROSETA-PALMA (Ixiv): <u>Instabilities and Robust Control in Fisheries</u></i>
NRM	111.2003	<i>Charles PERRINGS and Brian WALKER (Ixiv): <u>Conservation and Optimal Use of Rangelands</u></i>
ETA	112.2003	<i>Jack GOODY (Ixiv): <u>Globalisation, Population and Ecology</u></i>
CTN	113.2003	<i>Carlo CARRARO, Carmen MARCHIORI and Sonia OREFFICE: <u>Endogenous Minimum Participation in International Environmental Treaties</u></i>
CTN	114.2003	<i>Guillaume HAERINGER and Myrna WOODERS: <u>Decentralized Job Matching</u></i>
CTN	115.2003	<i>Hideo KONISHI and M. Utku UNVER: <u>Credible Group Stability in Multi-Partner Matching Problems</u></i>
CTN	116.2003	<i>Somdeb LAHIRI: <u>Stable Matchings for the Room-Mates Problem</u></i>
CTN	117.2003	<i>Somdeb LAHIRI: <u>Stable Matchings for a Generalized Marriage Problem</u></i>
CTN	118.2003	<i>Marita LAUKKANEN: <u>Transboundary Fisheries Management under Implementation Uncertainty</u></i>
CTN	119.2003	<i>Edward CARTWRIGHT and Myrna WOODERS: <u>Social Conformity and Bounded Rationality in Arbitrary Games with Incomplete Information: Some First Results</u></i>
CTN	120.2003	<i>Gianluigi VERNASCA: <u>Dynamic Price Competition with Price Adjustment Costs and Product Differentiation</u></i>
CTN	121.2003	<i>Myrna WOODERS, Edward CARTWRIGHT and Reinhard SELTEN: <u>Social Conformity in Games with Many Players</u></i>
CTN	122.2003	<i>Edward CARTWRIGHT and Myrna WOODERS: <u>On Equilibrium in Pure Strategies in Games with Many Players</u></i>
CTN	123.2003	<i>Edward CARTWRIGHT and Myrna WOODERS: <u>Conformity and Bounded Rationality in Games with Many Players</u></i>
	1000	Carlo CARRARO, Alessandro LANZA and Valeria PAPPONETTI: <u>One Thousand Working Papers</u>

NOTE DI LAVORO PUBLISHED IN 2004

ITEM	1.2004	<i>Anil MARKANDYA, Suzette PEDROSO and Alexander GOLUB: <u>Empirical Analysis of National Income and So₂ Emissions in Selected European Countries</u></i>
ETA	2.2004	<i>Masahisa FUJITA and Shlomo WEBER: <u>Strategic Immigration Policies and Welfare in Heterogeneous Countries</u></i>
PRA	3.2004	<i>Adolfo DI CARLUCCIO, Giovanni FERRI, Cecilia FRALE and Ottavio RICCHI: <u>Do Privatizations Boost Household Shareholding? Evidence from Italy</u></i>
ETA	4.2004	<i>Victor GINSBURGH and Shlomo WEBER: <u>Languages Disenfranchisement in the European Union</u></i>
ETA	5.2004	<i>Romano PIRAS: <u>Growth, Congestion of Public Goods, and Second-Best Optimal Policy</u></i>
CCMP	6.2004	<i>Herman R.J. VOLLEBERGH: <u>Lessons from the Polder: Is Dutch CO₂-Taxation Optimal</u></i>
PRA	7.2004	<i>Sandro BRUSCO, Giuseppe LOPOMO and S. VISWANATHAN (lxv): <u>Merger Mechanisms</u></i>
PRA	8.2004	<i>Wolfgang AUSSENEGG, Pegaret PICHLER and Alex STOMPER (lxv): <u>IPO Pricing with Bookbuilding, and a When-Issued Market</u></i>
PRA	9.2004	<i>Pegaret PICHLER and Alex STOMPER (lxv): <u>Primary Market Design: Direct Mechanisms and Markets</u></i>
PRA	10.2004	<i>Florian ENGLMAIER, Pablo GUILLEN, Loreto LLORENTE, Sander ONDERSTAL and Rupert SAUSGRUBER (lxv): <u>The Chopstick Auction: A Study of the Exposure Problem in Multi-Unit Auctions</u></i>
PRA	11.2004	<i>Bjarne BRENDSTRUP and Harry J. PAARSCH (lxv): <u>Nonparametric Identification and Estimation of Multi-Unit, Sequential, Oral, Ascending-Price Auctions With Asymmetric Bidders</u></i>
PRA	12.2004	<i>Ohad KADAN (lxv): <u>Equilibrium in the Two Player, k-Double Auction with Affiliated Private Values</u></i>
PRA	13.2004	<i>Maarten C.W. JANSSEN (lxv): <u>Auctions as Coordination Devices</u></i>
PRA	14.2004	<i>Gadi FIBICH, Arie GAVIOUS and Aner SELA (lxv): <u>All-Pay Auctions with Weakly Risk-Averse Buyers</u></i>
PRA	15.2004	<i>Orly SADE, Charles SCHNITZLEIN and Jaime F. ZENDER (lxv): <u>Competition and Cooperation in Divisible Good Auctions: An Experimental Examination</u></i>
PRA	16.2004	<i>Marta STRYSZOWSKA (lxv): <u>Late and Multiple Bidding in Competing Second Price Internet Auctions</u></i>
CCMP	17.2004	<i>Slim Ben YOUSSEF: <u>R&D in Cleaner Technology and International Trade</u></i>
NRM	18.2004	<i>Angelo ANTOCI, Simone BORGHESI and Paolo RUSSU (lxvi): <u>Biodiversity and Economic Growth: Stabilization Versus Preservation of the Ecological Dynamics</u></i>
SIEV	19.2004	<i>Anna ALBERINI, Paolo ROSATO, Alberto LONGO and Valentina ZANATTA: <u>Information and Willingness to Pay in a Contingent Valuation Study: The Value of S. Erasmo in the Lagoon of Venice</u></i>
NRM	20.2004	<i>Guido CANDELA and Roberto CELLINI (lxvii): <u>Investment in Tourism Market: A Dynamic Model of Differentiated Oligopoly</u></i>
NRM	21.2004	<i>Jacqueline M. HAMILTON (lxvii): <u>Climate and the Destination Choice of German Tourists</u></i>
NRM	22.2004	<i>Javier Rey-MAQUIEIRA PALMER, Javier LOZANO IBÁÑEZ and Carlos Mario GÓMEZ GÓMEZ (lxvii): <u>Land, Environmental Externalities and Tourism Development</u></i>
NRM	23.2004	<i>Pius ODUNGA and Henk FOLMER (lxvii): <u>Profiling Tourists for Balanced Utilization of Tourism-Based Resources in Kenya</u></i>
NRM	24.2004	<i>Jean-Jacques NOWAK, Mondher SAHLI and Pasquale M. SGRO (lxvii): <u>Tourism, Trade and Domestic Welfare</u></i>
NRM	25.2004	<i>Riaz SHAREEF (lxvii): <u>Country Risk Ratings of Small Island Tourism Economies</u></i>
NRM	26.2004	<i>Juan Luis Eugenio-MARTÍN, Noelia MARTÍN MORALES and Riccardo SCARPA (lxvii): <u>Tourism and Economic Growth in Latin American Countries: A Panel Data Approach</u></i>
NRM	27.2004	<i>Raúl Hernández MARTÍN (lxvii): <u>Impact of Tourism Consumption on GDP. The Role of Imports</u></i>
CSRM	28.2004	<i>Nicoletta FERRO: <u>Cross-Country Ethical Dilemmas in Business: A Descriptive Framework</u></i>
NRM	29.2004	<i>Marian WEBER (lxvi): <u>Assessing the Effectiveness of Tradable Landuse Rights for Biodiversity Conservation: an Application to Canada's Boreal Mixedwood Forest</u></i>
NRM	30.2004	<i>Trond BJORN DAL, Phoebe KOUNDOURI and Sean PASCOE (lxvi): <u>Output Substitution in Multi-Species Trawl Fisheries: Implications for Quota Setting</u></i>
CCMP	31.2004	<i>Marzio GALEOTTI, Alessandra GORIA, Paolo MOMBRINI and Evi SPANTIDAKI: <u>Weather Impacts on Natural, Social and Economic Systems (WISE) Part I: Sectoral Analysis of Climate Impacts in Italy</u></i>
CCMP	32.2004	<i>Marzio GALEOTTI, Alessandra GORIA, Paolo MOMBRINI and Evi SPANTIDAKI: <u>Weather Impacts on Natural, Social and Economic Systems (WISE) Part II: Individual Perception of Climate Extremes in Italy</u></i>
CTN	33.2004	<i>Wilson PEREZ: <u>Divide and Conquer: Noisy Communication in Networks, Power, and Wealth Distribution</u></i>
KTHC	34.2004	<i>Gianmarco I.P. OTTAVIANO and Giovanni PERI (lxviii): <u>The Economic Value of Cultural Diversity: Evidence from US Cities</u></i>
KTHC	35.2004	<i>Linda CHAIB (lxviii): <u>Immigration and Local Urban Participatory Democracy: A Boston-Paris Comparison</u></i>
KTHC	36.2004	<i>Franca ECKERT COEN and Claudio ROSSI (lxviii): <u>Foreigners, Immigrants, Host Cities: The Policies of Multi-Ethnicity in Rome. Reading Governance in a Local Context</u></i>
KTHC	37.2004	<i>Kristine CRANE (lxviii): <u>Governing Migration: Immigrant Groups' Strategies in Three Italian Cities – Rome, Naples and Bari</u></i>
KTHC	38.2004	<i>Kiflemariam HAMDE (lxviii): <u>Mind in Africa, Body in Europe: The Struggle for Maintaining and Transforming Cultural Identity - A Note from the Experience of Eritrean Immigrants in Stockholm</u></i>
ETA	39.2004	<i>Alberto CAVALIERE: <u>Price Competition with Information Disparities in a Vertically Differentiated Duopoly</u></i>
PRA	40.2004	<i>Andrea BIGANO and Stef PROOST: <u>The Opening of the European Electricity Market and Environmental Policy: Does the Degree of Competition Matter?</u></i>

CCMP	41.2004	<i>Micheal FINUS</i> (Ixix): <u>International Cooperation to Resolve International Pollution Problems</u>
KTHC	42.2004	<i>Francesco CRESPI</i> : <u>Notes on the Determinants of Innovation: A Multi-Perspective Analysis</u>
CTN	43.2004	<i>Sergio CURRARINI and Marco MARINI</i> : <u>Coalition Formation in Games without Synergies</u>
CTN	44.2004	<i>Marc ESCRIHUELA-VILLAR</i> : <u>Cartel Sustainability and Cartel Stability</u>
NRM	45.2004	<i>Sebastian BERVOETS and Nicolas GRAVEL</i> (Ixvi): <u>Appraising Diversity with an Ordinal Notion of Similarity: An Axiomatic Approach</u>
NRM	46.2004	<i>Signe ANTHON and Bo JELLES MARK THORSEN</i> (Ixvi): <u>Optimal Afforestation Contracts with Asymmetric Information on Private Environmental Benefits</u>
NRM	47.2004	<i>John MBURU</i> (Ixvi): <u>Wildlife Conservation and Management in Kenya: Towards a Co-management Approach</u>
NRM	48.2004	<i>Ekin BIROL, Ágnes GYOVAI and Melinda SMALE</i> (Ixvi): <u>Using a Choice Experiment to Value Agricultural Biodiversity on Hungarian Small Farms: Agri-Environmental Policies in a Transitional Economy</u>
CCMP	49.2004	<i>Gernot KLEPPER and Sonja PETERSON</i> : <u>The EU Emissions Trading Scheme Allowance Prices, Trade Flows, Competitiveness Effects</u>

- (lix) This paper was presented at the ENGIME Workshop on “Mapping Diversity”, Leuven, May 16-17, 2002
- (lx) This paper was presented at the EuroConference on “Auctions and Market Design: Theory, Evidence and Applications”, organised by the Fondazione Eni Enrico Mattei, Milan, September 26-28, 2002
- (lxi) This paper was presented at the Eighth Meeting of the Coalition Theory Network organised by the GREQAM, Aix-en-Provence, France, January 24-25, 2003
- (lxii) This paper was presented at the ENGIME Workshop on “Communication across Cultures in Multicultural Cities”, The Hague, November 7-8, 2002
- (lxiii) This paper was presented at the ENGIME Workshop on “Social dynamics and conflicts in multicultural cities”, Milan, March 20-21, 2003
- (lxiv) This paper was presented at the International Conference on “Theoretical Topics in Ecological Economics”, organised by the Abdus Salam International Centre for Theoretical Physics - ICTP, the Beijer International Institute of Ecological Economics, and Fondazione Eni Enrico Mattei – FEEM Trieste, February 10-21, 2003
- (lxv) This paper was presented at the EuroConference on “Auctions and Market Design: Theory, Evidence and Applications” organised by Fondazione Eni Enrico Mattei and sponsored by the EU, Milan, September 25-27, 2003
- (lxvi) This paper has been presented at the 4th BioEcon Workshop on “Economic Analysis of Policies for Biodiversity Conservation” organised on behalf of the BIOECON Network by Fondazione Eni Enrico Mattei, Venice International University (VIU) and University College London (UCL), Venice, August 28-29, 2003
- (lxvii) This paper has been presented at the international conference on “Tourism and Sustainable Economic Development – Macro and Micro Economic Issues” jointly organised by CRENoS (Università di Cagliari e Sassari, Italy) and Fondazione Eni Enrico Mattei, and supported by the World Bank, Sardinia, September 19-20, 2003
- (lxviii) This paper was presented at the ENGIME Workshop on “Governance and Policies in Multicultural Cities”, Rome, June 5-6, 2003
- (lxix) This paper was presented at the Fourth EEP Plenary Workshop and EEP Conference “The Future of Climate Policy”, Cagliari, Italy, 27-28 March 2003

2003 SERIES

CLIM	<i>Climate Change Modelling and Policy</i> (Editor: Marzio Galeotti)
GG	<i>Global Governance</i> (Editor: Carlo Carraro)
SIEV	<i>Sustainability Indicators and Environmental Valuation</i> (Editor: Anna Alberini)
NRM	<i>Natural Resources Management</i> (Editor: Carlo Giupponi)
KNOW	<i>Knowledge, Technology, Human Capital</i> (Editor: Gianmarco Ottaviano)
IEM	<i>International Energy Markets</i> (Editor: Anil Markandya)
CSR	<i>Corporate Social Responsibility and Management</i> (Editor: Sabina Ratti)
PRIV	<i>Privatisation, Regulation, Antitrust</i> (Editor: Bernardo Bortolotti)
ETA	<i>Economic Theory and Applications</i> (Editor: Carlo Carraro)
CTN	<i>Coalition Theory Network</i>

2004 SERIES

CCMP	<i>Climate Change Modelling and Policy</i> (Editor: Marzio Galeotti)
GG	<i>Global Governance</i> (Editor: Carlo Carraro)
SIEV	<i>Sustainability Indicators and Environmental Valuation</i> (Editor: Anna Alberini)
NRM	<i>Natural Resources Management</i> (Editor: Carlo Giupponi)
KTHC	<i>Knowledge, Technology, Human Capital</i> (Editor: Gianmarco Ottaviano)
IEM	<i>International Energy Markets</i> (Editor: Anil Markandya)
CSR	<i>Corporate Social Responsibility and Management</i> (Editor: Sabina Ratti)
PRA	<i>Privatisation, Regulation, Antitrust</i> (Editor: Bernardo Bortolotti)
ETA	<i>Economic Theory and Applications</i> (Editor: Carlo Carraro)
CTN	<i>Coalition Theory Network</i>