

Nunes, Abiúd; Moreira, Ana

## Article

# Toxic leadership and turnover intentions: The role of burnout syndrome

Administrative Sciences

## Provided in Cooperation with:

MDPI – Multidisciplinary Digital Publishing Institute, Basel

*Suggested Citation:* Nunes, Abiúd; Moreira, Ana (2024) : Toxic leadership and turnover intentions: The role of burnout syndrome, Administrative Sciences, ISSN 2076-3387, MDPI, Basel, Vol. 14, Iss. 12, pp. 1-22,  
<https://doi.org/10.3390/admsci14120340>

This Version is available at:

<https://hdl.handle.net/10419/321142>

## Standard-Nutzungsbedingungen:

Die Dokumente auf EconStor dürfen zu eigenen wissenschaftlichen Zwecken und zum Privatgebrauch gespeichert und kopiert werden.

Sie dürfen die Dokumente nicht für öffentliche oder kommerzielle Zwecke vervielfältigen, öffentlich ausstellen, öffentlich zugänglich machen, vertreiben oder anderweitig nutzen.

Sofern die Verfasser die Dokumente unter Open-Content-Lizenzen (insbesondere CC-Lizenzen) zur Verfügung gestellt haben sollten, gelten abweichend von diesen Nutzungsbedingungen die in der dort genannten Lizenz gewährten Nutzungsrechte.

## Terms of use:

*Documents in EconStor may be saved and copied for your personal and scholarly purposes.*

*You are not to copy documents for public or commercial purposes, to exhibit the documents publicly, to make them publicly available on the internet, or to distribute or otherwise use the documents in public.*

*If the documents have been made available under an Open Content Licence (especially Creative Commons Licences), you may exercise further usage rights as specified in the indicated licence.*



<https://creativecommons.org/licenses/by/4.0/>

## Article

# Toxic Leadership and Turnover Intentions: The Role of Burnout Syndrome

Abiúd Nunes<sup>1</sup> and Ana Palma-Moreira<sup>1,2,\*</sup> <sup>1</sup> Faculdade de Ciências Sociais e Tecnologia, Universidade Europeia, Quinta do Bom Nome, Estr. da Correia 53, 1500-210 Lisboa, Portugal; abiudnunes@gmail.com<sup>2</sup> APPsyCI—Applied Psychology Research Center Capabilities & Inclusion, ISPA—Instituto Universitário, 1149-041 Lisboa, Portugal

\* Correspondence: ana.moreira@universidadeeuropeia.pt

**Abstract:** This study aimed to test the effect of toxic leadership on turnover intentions and whether burnout syndrome mediates this relationship. This study's sample consists of 309 participants who work in organizations based in Portugal and Angola. The results indicate that toxic leadership positively and significantly affects burnout syndrome and turnover intentions. As for burnout, only the disengagement dimension positively and significantly affects turnover intentions. Disengagement partially mediates the relationship between toxic leadership and turnover intentions for participants working in Portugal and a total mediation effect for participants working in Angola. Organizations should be concerned about the leadership style adopted by their leaders, because if there is a toxic leader, this will lead to burnout syndrome in their subordinates and cause them to leave the organization, since turnover intentions are the best predictor of voluntary departure from the organization.

**Keywords:** toxic leadership; burnout syndrome; turnover intentions; quantitative study



**Citation:** Nunes, Abiúd, and Ana Palma-Moreira. 2024. Toxic Leadership and Turnover Intentions: The Role of Burnout Syndrome. *Administrative Sciences* 14: 340. <https://doi.org/10.3390/admsci14120340>

Received: 30 September 2024

Revised: 13 December 2024

Accepted: 18 December 2024

Published: 20 December 2024



**Copyright:** © 2024 by the authors. Licensee MDPI, Basel, Switzerland. This article is an open access article distributed under the terms and conditions of the Creative Commons Attribution (CC BY) license (<https://creativecommons.org/licenses/by/4.0/>).

## 1. Introduction

Leadership is fundamental to the functioning of organizations. Leaders are responsible for steering the organization, defining objectives, managing resources, and developing the team. Their role is also important in defining the culture and identity of organizations. They also play an important role as agents of change (Ferreira et al. 2001; Antonakis and House 2014).

The importance that leadership processes assume in the organizational context is reflected in the evolution of this topic over time and in the profusion of published studies (Bono and Judge 2004). Al Khajeh (2018) refers to leadership as one of the critical factors determining an organization's success. At the level of individuals, several studies focus on issues related to job satisfaction and the health and well-being of workers (Vance and Larson 2002). Nyberg et al. (2005) address the impact of different leadership styles on organizational turnover, stress levels among workers, particularly in burnout syndrome, and worker alienation. However, it was not until more recently that studies directly addressed the impact of destructive leadership in general and toxic leadership in particular on workers gained ground.

Recently, burnout has also become one of the main themes of social psychology, as it represents a severe threat to professionals' physical and psychological health (Gomes et al. 2022). The literature has established that burnout is detrimental to employees' health and has negative effects at an organizational level (Sinval et al. 2022). It has, therefore, been associated with high levels of turnover intentions (Ducharme et al. 2008).

For Maslach and Leiter (2016), one of the antecedents of burnout syndrome is toxic leadership. When employees perceive that their leader has toxic behaviors, does not support them, and does not recognize their performance, these factors potentiate the

development of burnout syndrome, causing them to quickly reach high levels of exhaustion (Maslach and Leiter 2016).

Empirical studies, particularly in the health sector, have addressed the problem of employee retention, showing that job security and satisfaction facilitate the retention of these professionals (Aman-Ullah et al. 2023). Tett and Meyer (1993) defined turnover intention as “the conscious and deliberate intention to leave the organization” (p. 262).

Leadership style has been identified as one of the antecedents of turnover intentions (Basak et al. 2013). According to Labrague et al. (2020), employees working under supportive leaders, such as transformational leaders, have lower turnover intentions than those working under leaders who portray toxic characteristics.

Its impact and prevalence lead us to predict that this is still a field of study with great potential for growth in research and intervention in organizations.

This raises the following research questions:

Why does toxic leadership lead to an increase in turnover intentions?

What role does burnout play in the relationship between toxic leadership and turnover intentions? This study aims to test the effect of toxic leadership on turnover intentions and whether burnout syndrome is the mechanism that explains this relationship.

## 2. Literature Review

### 2.1. Toxic Leadership

The first step to better understanding toxic leadership is to know its definition. Milošević et al. (2020) define toxic leadership as leadership focused on maintaining control through attempts at toxic influence. Although relatively unintentional, according to the authors, toxic leadership causes severe damage through leaders’ erratic behavior and incompetence. For Matos et al. (2018), toxic leadership is motivated by their agendas, which leaders try to implement. These agendas are implemented and maintained at the expense of organizations and colleagues. Toxic leaders can be narcissistic, abusive, authoritarian, and focused on self-promotion. They resort to bullying, intimidation, public reprimand, or unethical choices. Other practices of this type of leadership include withholding information, micromanaging tasks, and destroying interpersonal relationships between colleagues to achieve their goals, namely self-promotion with hierarchical superiors.

Schmidt (2008) considers toxic leaders to be narcissistic and self-promoting since they develop abusive, unpredictable behavior patterns, as well as authoritarian supervision, which are the factors that distinguish this type of leadership from other types of destructive leadership. According to Schmidt (2008), toxic leadership is made up of five dimensions:

- (a) Abusive supervision—toxic leaders do not respect their peers and subordinates.
- (b) Authoritarian leadership—leaders restrict employees’ capacity for autonomy and initiative.
- (c) Narcissism—the leader shows great self-interest.
- (d) Self-promotion—the leader promotes his or her interests by threatening rivals or highly skilled employees.
- (e) Unpredictability—the leader does not maintain a consistent pattern of behavior.

There are many implications of toxic leadership, with negative effects on employees and the organization (Behery et al. 2018). It can be destructive for all organization members and cause fragmentation (Özer et al. 2017). In Brown’s (2019) view, the consequences go beyond economic results and employee performance, affecting the mental health of employees exposed to this type of treatment. It would be necessary to understand the causes and consequences of toxic leadership to devise strategies to reduce its negative impact in the workplace and improve the mental health and well-being of employees, addressing issues such as depression, anxiety, and emotional exhaustion.

Although this study will focus on toxic leadership, as there is some confusion regarding the differences between toxic leaders, abusive leaders, and destructive leaders, Table 1 shows the differences between these types of leaders.

**Table 1.** Leader type definitions.

Leader Style	Definition
Toxic Leader	Toxic leaders have dysfunctional behaviours and personal characteristics that can cause severe damage that lasts over time to the employees, groups, organizations, communities, and even nations they lead (Lipman-Blumen 2005a).
Abusive leader	Their employees perceive abusive leaders as engaging in hostile verbal and non-verbal behavior, excluding physical contact (Tepper 2000).
Destructive leader	Destructive leaders reflect on their subordinates an image of someone incapable of business and management, with the possibility of losing their credibility with them. They can also be seen as childish and bipolar (Starratt and Grandy 2010).

## 2.2. Turnover Intentions

Price (1977) defines the turnover rate as the ratio between the number of employees leaving the company in each period and the number of employees working for the organization in the same period. High turnover rates pose significant challenges for organizations and have high financial costs (Mello 2011). However, the turnover rate is not the same construct as an intention to leave. While the former describes a concept that is clearly defined and easy to measure, the latter refers to a subjective concept with multiple interpretations that reflect an employee's attitude towards their company (Ngo-Henha 2018). Turnover intentions describe, more concretely, the employee's conscious and deliberate desire to leave the organization (Tett and Meyer 1993; Mobley et al. 1979).

The relationship between the two variables is unclear. There is a discussion in the literature about the relationship between intentions to leave and actual turnover rates (Cohen et al. 2016). Authors such as Cohen et al. (2016) argue that intentions to leave and the turnover rate in an organization may not be strongly associated, as several reasons may prevent the employee from leaving the organization. These can be macroeconomic reasons, such as a lack of opportunity to get a new job, an economic crisis, or personal issues like health or family. For this reason, Cohen et al. (2016) argue that the association between intentions to leave and leaving the organization tends to weaken over time. On the other hand, some authors argue that turnover intentions are one of the main predictors of employees leaving the organization (Park 2015). There are several reasons why employees want to leave an organization. These can be individual, institutional, contextual, and job satisfaction-related (Smart 1990).

Turnover intentions have adverse impacts on employee performance and can turn into more counterproductive daily work behaviors, such as hindering innovation (Jiang et al. 2023), deteriorating desirable work results (Xiong and Wen 2020), silence (Lam and Xu 2019), concealing knowledge (Pradhan et al. 2020; Shah and Hashmi 2019), production deviation, theft, and lower work engagement (Hoffman and Sergio 2020).

## Toxic Leadership and Turnover Intentions

Leadership style has been identified as one of the antecedents of and can influence an employee's turnover intentions (Basak et al. 2013). It is reported that turnover intentions are influenced by many factors, such as abusive supervision (Hussain et al. 2020), abusive leadership (Lyu et al. 2019), toxic leaders (Lipman-Blumen 2005a, 2005b), narcissistic leaders (Rosenthal and Pittinsky 2006), and corporate psychopaths (Boddy 2017).

The link between a leader's behaviors and an employee's intention to leave the organization is evident in many studies (Pradhan et al. 2020; Rahim and Cosby 2016; Xu et al. 2015). Therefore, toxic leadership can cause an increase in employees' intentions to voluntarily leave the organization, as leaders with toxic behaviors can harm employee well-being and increase employee dissatisfaction (Mehta and Maheshwari 2013). Abusive leadership has a negative impact on organizational commitment, job satisfaction and organizational justice, which ultimately increases employees' turnover intentions (Weberg and Fuller 2019).

This relationship can be based on the social exchange theory developed by [Blau \(1964\)](#), in which employees establish mutual and contingent exchanges with the organization, which will determine the relationship's beginning, maintenance, and end. Thus, according to this theory, toxic leaders can lead employees to leave the organization by violating the fundamental principle of mutual benefit between individuals through their egocentrism, self-interest, and controlling behavior ([Cook et al. 2013](#)). We therefore formulate the following hypothesis:

**Hypothesis 1:** *Toxic leadership is positively and significantly associated with turnover intentions.*

### 2.3. Burnout Syndrome

[Schwartz and Will \(1953\)](#) introduced the concept of burnout in the early 1950s, describing the case of a psychiatric nurse, and later Graham Green, who described the case of an architect with the same symptoms ([Carlotto and Câmara 2008](#)). But it was not until the 1970s, with the articles published by [Freudenberger \(1974\)](#) and [Maslach \(1976\)](#), that the term gained relevance within the scientific community.

Burnout can affect any worker, not only in terms of health but also in terms of safety, well-being, productivity, quality of service, and cost–benefit for the organization ([Poghosyan et al. 2009](#); [Carod-Artal and Vázquez-Cabrera 2013](#)).

More specifically, burnout syndrome corresponds to a state of physical and mental exhaustion resulting from prolonged exposure to psychologically demanding situations ([Maslach and Jackson 1981](#)). This demand results from the gap between the perception of what individuals are capable of and what they should be doing. Its evolution is progressive and can lead the individual into a negative spiral that is difficult to escape ([Maslach and Leiter 1997](#)). According to [Maslach et al. \(1996\)](#), this is not a problem for the individual but for the professional environment in which they work.

The causes of this syndrome are situational ([Maslach et al. 2001](#)). These authors identified three main causes: work characteristics, occupational characteristics, and organizational characteristics:

Work characteristics refer to aspects related to job demands, such as time pressure, conflict and ambiguity of roles, or the lack of resources to carry out tasks. This category also includes a lack of feedback, autonomy, and decision-making power. Another aspect widely reported in the literature and shown to be very important in the development of burnout is the lack of emotional support from supervisors and colleagues.

Occupational characteristics refer to factors directly linked to the demands of each profession, particularly emotional demands. This puts some professional groups at greater risk of developing this syndrome than others.

The characteristics of the organization can also be at the root of burnout. Factors such as size, lack of resources or space, culture, and organizational identity can encourage the development of burnout syndrome.

Another, no less important aspect cited by [Maslach et al. \(2001\)](#) refers to the psychological contract, i.e., the belief that workers have about what the company is obliged to provide based on perceived promises and what the worker must give in return ([Rousseau 1995](#)). Violating the psychological contract increases the likelihood of burnout because it calls into question the notion of reciprocity, which is fundamental for maintaining well-being. In terms of individual characteristics, [Maslach et al. \(2001\)](#) point to demographic characteristics such as age or gender, personality characteristics, locus of control, or levels of self-esteem.

In this study, we will use the instrument developed by [Demerouti and Nachreiner \(1998\)](#), who rationalize burnout as having two dimensions: exhaustion and disengagement.

#### 2.3.1. Toxic Leadership and Burnout Syndrome

The relationship between leadership styles and burnout syndrome is very present in the literature, especially in studies that address supervision-related issues ([Okpozo et al.](#)



2017; Omar et al. 2015). The results report the importance of leaders and perceived support as variables that significantly impact the development of burnout syndrome. From this perspective, Tepper (2000) emphasizes that abusive supervision, one of the dimensions of toxic leadership, is strongly correlated with burnout. Similarly, Schyns and Schilling (2013) argue that employees who perceive toxic behavior in their leaders have higher levels of burnout syndrome.

For Maslach and Leiter (2016), when an employee perceives that their leader does not support them or recognize their performance, these factors become critical, enhancing the development of burnout syndrome and allowing them to reach a state of exhaustion quickly. When a leader undervalues and ignores their subordinates' well-being, they may be sabotaging any effort on the part of the organization to prevent burnout in employees, thus rendering these initiatives ineffective (Maslach and Leiter 2016). In the view of Schaufeli and Taris (2014), when work demands increase and there is a lack of adequate support, these two factors can induce burnout syndrome. Cases of toxic leadership must be identified early so that there can be rapid intervention to prevent the escalation of problems that lead to burnout syndrome (Schyns and Schilling 2013).

In this vein, numerous more recent studies, such as the study carried out by Uzunbacak et al. (2019), consider that when employees feel that their leader is behaving badly (toxic leader), their levels of burnout syndrome increase. For Koropets et al. (2020), toxic leadership increases stress at work, which causes high levels of burnout. It is for this reason that when employees perceive toxic behavior in their leaders, their levels of burnout syndrome increase, which leads us to formulate the following hypotheses:

**Hypothesis 2:** *Toxic leadership is positively and significantly associated with burnout syndrome.*

**Hypothesis 2a:** *Toxic leadership is positively and significantly associated with disengagement.*

**Hypothesis 2b:** *Toxic leadership is positively and significantly associated with exhaustion.*

### 2.3.2. Burnout Syndrome and Turnover Intentions

Burnout syndrome has been associated with different and diverse forms of job abandonment, which include the turnover intentions, effective turnover and absenteeism (Leiter and Maslach 2009), and is considered one of the main predictors of turnover intention (Kelly et al. 2021; Marshall and Stephenson 2020; Scanlan and Still 2019).

Therefore, it is a phenomenon that occurs when emotional exhaustion, depersonalization, and reduced personal fulfilment at work lead employees to reflect on leaving the workplace. Usually, when workers suffer from burnout, their job satisfaction decreases, they feel trapped in an untenable situation, and their turnover intentions increase (Taris 2006). However, according to Maslach and Leiter (2016), burnout affects employees' health and well-being and has consequences at an organizational level, increasing employee turnover intentions. Wright and Cropanzano (1998) state that the intrinsic link between the two is natural because as emotional exhaustion sets in, turnover intentions arise or increase as employees seek to relieve the psychological pressure associated with burnout.

In a study by Freitas et al. (2023), whose population were inspectors from the Portuguese Tax and Customs Authority, the authors confirmed the existence of a positive and significant association between burnout syndrome and turnover intentions. Given this significant evidence that turnover intentions are more likely to occur for workers with a high degree of burnout, the following hypotheses are formulated:

**Hypothesis 3:** *Burnout syndrome (disengagement and exhaustion) is positively and significantly associated with turnover intentions.*

**Hypothesis 3a:** *Disengagement is positively and significantly associated with turnover intentions.*

**Hypothesis 3b:** *Burnout is positively and significantly associated with turnover intentions.*

### 2.3.3. Toxic Leadership, Burnout Syndrome and Turnover Intentions

Psychological distress and turnover intentions can be among the most diffuse reactions shown by followers who experience this negative and dysfunctional leadership style (Barlow and Durand 2005). According to Langove et al. (2016), employees whose psychological well-being is negatively affected in an organization start looking for opportunities elsewhere. Since employees are the assets of organizations, in order to retain this asset, Ofei et al. (2020) suggested that organizations focus on the well-being of their employees to control the turnover rate.

Therefore, it is necessary to maintain a positive association between leaders and employees so that the psychological well-being of employees remains intact, which can become a reason for decreasing their turnover intention (Robertson and Cooper 2011; Ali 2008).

In a study by Dwita et al. (2023), these authors point out that employees subjected to toxic leadership can develop burnout syndrome, increasing their likelihood of intending to leave the organization. When an employee perceives toxic behavior in their leader, their levels of burnout syndrome increase (Uzunbacak et al. 2019), which could lead to an increase in employees' turnover intentions (Kelly et al. 2021; Marshall and Stephenson 2020; Scanlan and Still 2019). It is the reasoning that burnout syndrome is the mechanism that explains the relationship between toxic leadership and turnover intentions that leads us to formulate the following hypotheses:

**Hypothesis 4:** *Burnout syndrome has a mediating effect on the relationship between toxic leadership and turnover intentions.*

**Hypothesis 4a:** *Disengagement has a mediating effect on the relationship between toxic leadership and turnover intentions.*

**Hypothesis 4b:** *Exhaustion has a mediating effect on the relationship between toxic leadership and turnover intentions.*

The research model shown in Figure 1 summarizes the hypotheses formulated in this study.

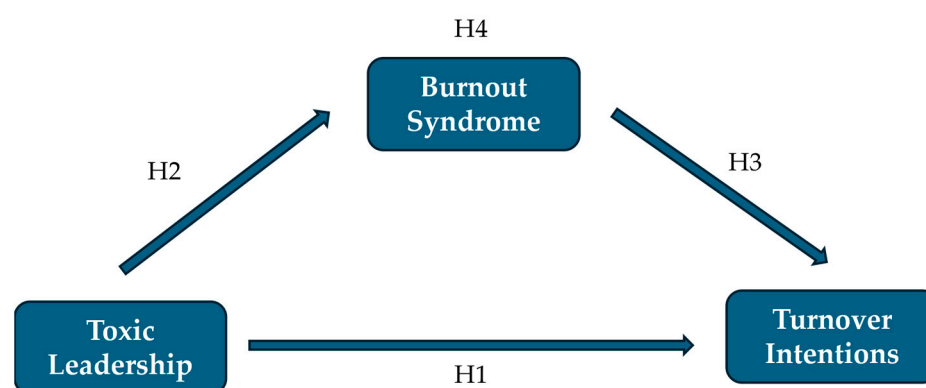


Figure 1. Research Model.

## 3. Method

### 3.1. Data Collection Procedure

A total of 309 individuals working in organizations based in Angola and Portugal voluntarily participated in this study.

The data collection process was a non-probabilistic, intentional snowball (Trochim 2000). This is an exploratory study, as the aim is to study the relationship between toxic

leadership and turnover intentions and whether this relationship is mediated by burnout. It is also a cross-sectional study, as the data was collected at a single point in time.

The questionnaire was posted online on the Google Forms platform and circulated via LinkedIn and email to contacts of the researchers in this study. At the beginning of the questionnaire was an informed consent form, which guaranteed the confidentiality of the participants' answers. This was followed by a question about agreeing to take part in the study. If the answer was "no", participants were directed to the end of the questionnaire, and if the answer was "yes", they moved on to the next section.

The questionnaire also included sociodemographic questions and three scales: toxic leadership, turnover intentions, and burnout.

### 3.2. Participants

The sample in this study comprised 309 participants who voluntarily took part in the study and ranged in age from 22 to 66, with an average of 38.85 and a standard deviation of 9.68. As for gender, 37.2% of the participants were male and 62.8% female (Table 2). Of these, 9.7% had a level of education equal to or less than the 12th grade, 43.7% had a bachelor's degree, and 46.6% had a master's degree or higher (Table 2). In terms of seniority, 16.5% had been with the organization for less than a year, 23% for between 1 and 3 years, 15.9% for between 3 and 5 years, 15.5% for between 5 and 10 years, 11.7% for between 10 and 15 years, and 17.5% for more than 15 years (Table 2). As for marital status, 37.2% were single, 54% were married/marital partnership, and 8.7% were divorced/marital partnership (Table 2). Regarding employment contracts, 17.2% had an open-ended contract, 13.6% had a fixed-term contract, 61.5% had an open-ended contract, and 7.8% had another type of contract (Table 2). As for the sector in which they work, 21.4% worked in the public sector, 67% in the private sector, and 11.7% in the public-private sector (Table 2). Regarding the country where they worked, 26.5% worked in Angola and 73.5% worked in Portugal (Table 1).

**Table 2.** Sample descriptive statistics.

		Frequency	Percentage
Gender	Female	194	62.8%
	Male	115	37.2%
Academic qualifications	Equal to or less than 12th grade	30	9.7%
	Bachelor's degree	135	43.7%
	Master's degree or higher	144	46.6%
Tenure in the organization	Up to 1 year	51	16.5%
	1 to 3 years	71	23%
	3 to 5 years	49	15.9%
	5 to 10 years	48	15.5%
	10 to 15 years	36	11.7%
	More than 15 years	54	17.5%
Marital status	Single	115	37.2%
	Married/De facto union	167	54%
	Divorced/Separated from de facto union	27	8.7%
Work contract	Uncertain term	53	17.2%
	Fixed term	42	13.6%
	Open-ended	190	61.5%
	Other	24	7.8%
Sector	Public	66	21.4%
	Private	207	67%
	Public/Private	36	11.7%
Country	Angola	82	26.5%
	Portugal	227	73.5%



### 3.3. Data Analysis Procedure

The data were imported into SPSS Statistics 29 software (IBM Corp., Armonk, NY, USA). The first step was to test the metric qualities of the instruments used in this study. To test the validity of the instruments measuring toxic leadership, turnover intentions, and burnout, confirmatory factor analyses were carried out using AMOS Graphics 29 software (IBM Corp., Armonk, NY, USA). The procedure was carried out according to a “model generation” logic (Jöreskog and Sörbom 1993). Based on the recommendations of Hu and Bentler (1999), six fit indices were considered whose values, to indicate a good fit, should be as follows:  $\chi^2/df \leq 5$ ; TLI > 0.90; GFI > 0.90; CFI > 0.90; RMSEA  $\leq 0.08$ ; For RMSR, the lower the value, the better the fit. The composite reliability and convergent value were calculated using the data obtained from the confirmatory factor analysis (by calculating the AVE). The construct reliability values should be greater than 0.70, and the AVE value should be equal to or greater than 0.50 (Fornell and Larcker 1981). However, according to Hair et al. (2011), if the reliability is higher than 0.70, AVE values equal to or higher than 0.40 are acceptable.

The internal consistency of all the dimensions comprising the instruments used in this study was tested by calculating Cronbach’s alpha value, which has a minimum acceptable value in organizational studies of 0.70 (Bryman and Cramer 2003).

Regarding the items’ sensitivity, the median, minimum, maximum, asymmetry, and kurtosis were calculated. The items should not have the median leaning against one of the extremes; they should have responses at all points, and their absolute values of asymmetry and kurtosis should be below 2 and 7, respectively (Finney and DiStefano 2013). The normality of the dimensions that make up the instruments was also tested using the Kolmogorov–Smirnov test.

Descriptive statistics were carried out on the variables under study to see whether the answers given by the participants in this study differ significantly from the central point of the respective scale, using the one-sample Student’s *t*-test. The effect of the sociodemographic variables on the variables under study was tested using Student’s *t*-tests for independent samples (when the independent variable consisted of two groups), One-Way ANOVA (when the independent variable consisted of more than two groups), and when the two variables were quantitative, the association between them was tested using Pearson’s correlations. The hypotheses formulated in this study were tested using Path Analysis. We chose this method because it was the most suitable for carrying out multi-group analyses, given that our sample was taken in two countries which, although their official language is Portuguese, have different cultures (Angola and Portugal). In addition to the hypothesis tests carried out with all the participants, it was decided that the data for the participants from the two countries should be analyzed separately.

### 3.4. Instruments

We used the Toxic Leadership Scale developed by Schmidt (2008) and adapted to the Portuguese population by Mónico et al. (2019) to measure toxic leadership. This instrument consists of 30 items anchored on a 6-point Likert scale: 1 “Strongly Disagree”; 2 “Disagree”; 3 “Slightly Disagree”; 4 “Strongly Agree”; 5 “Agree”; 6 “Strongly Agree”. The 30 items are divided into five dimensions: self-promotion (items 19, 20, 21, 22, and 23); abusive supervision (items 1, 2, 3, 4, 5, 6, and 7); unpredictability (24, 25, 26, 27, 28, 29, and 30); authoritarian leadership (items 8, 9, 10, 11, 12, and 13); narcissism (items 14, 15, 16, 17, and 18). A 5-factor confirmatory factor analysis was initially carried out, but not all the fit indices proved to be adequate ( $\chi^2/df = 2.67$ ; GFI = 0.81; CFI = 0.94; TLI = 0.93; RMSEA = 0.074; SRMR = 0.112), and the dimensions were strongly correlated with each other, with values above 0.90. A new one-factor confirmatory factor analysis was then carried out. The fit indices showed adequate or very close to adequate values ( $\chi^2/df = 2.18$ ; GFI = 0.86; CFI = 0.96; TLI = 0.95; RMSEA = 0.062; SRMR = 0.095). A composite reliability value of 0.98 and an AVE value of 0.64 were obtained, indicating that this instrument has

good composite reliability and convergent validity. As for internal consistency, it had a Cronbach's alpha of 0.98.

To measure turnover intentions, we used the instrument developed by [Bozeman and Perrewé \(2001\)](#) and translated and adapted for the Portuguese population by [Bártolo-Ribeiro \(2018\)](#). The scale is made up of 6 items, classified using a 5-point Likert scale: 1 "Does not apply to me at all"; 2 "Applies to me a little"; 3 "Applies to me in part"; 4 "Applies to me a lot"; 5 "Applies to me completely". This is a one-dimensional instrument. Items 1 and 6 should be reversed. A one-factor confirmatory factor analysis was carried out. The fit indices obtained were adequate ( $\chi^2/df = 2.88$ ; GFI = 0.98; CFI = 0.99; TLI = 0.98; RMSEA = 0.078; SRMR = 0.039). Composite reliability was 0.93, and convergent validity had an AVE value of 0.69. It can be concluded that both composite reliability and convergent validity had good values. As for internal consistency, it had a Cronbach's alpha value of 0.94.

The Oldenburg Burnout Inventory, developed by [Demerouti and Nachreiner \(1998\)](#) and adapted for the Portuguese population by [Sinval et al. \(2019\)](#), measured burnout. This instrument consists of 16 items, which are anchored on a five-point Likert scale: 1 "Strongly Disagree"; 2 "Disagree"; 3 "Neither Agree nor Disagree"; 4 "Agree"; 5 "Strongly Agree". These 16 items are divided into two dimensions: distancing (1, 3, 6, 7, 9, 11, 13, and 15) and exhaustion (items 2, 4, 5, 8, 10, 12, 14, and 16). A two-factor confirmatory factor analysis was carried out, and the fit indices obtained were adequate ( $\chi^2/df = 2.78$ ; GFI = 0.90; CFI = 0.94; TLI = 0.92; RMSEA = 0.076; SRMR = 0.062). Concerning composite reliability, a value of 0.89 was obtained for disengagement and 0.85 for exhaustion. Regarding convergent validity, an AVE value of 0.53 was obtained for disengagement and 0.44 for exhaustion. Although the AVE value for exhaustion was below 0.50, as its composite reliability value was above 0.70, this value can be accepted ([Hair et al. 2011](#)). Concerning internal consistency, a Cronbach's alpha of 0.89 was obtained for disengagement and 0.86 for exhaustion.

Regarding the sensitivity of the items, it was found that only items 5 and 7 of the toxic leadership scale and item 5 of the turnover intentions scale had a median close to the lower end. All the items had responses at all points, and their absolute asymmetry and kurtosis values were below 2 and 7, respectively ([Finney and DiStefano 2013](#)).

## 4. Results

### 4.1. Descriptive Statistics of the Variables Under Study

The descriptive statistics of the variables under study were then carried out to understand the position of the answers given by the participants in this study.

The results show that the participants' answers on the toxic leadership scale are below the scale's central point (3.5), which indicates that these participants consider their leaders to have low levels of toxic leadership (Table 3). As for turnover intentions and disengagement, their responses were also significantly below the scale's midpoint (3). Only exhaustion did not differ significantly from the scale's central point (Table 3).

**Table 3.** Descriptive statistics of the variables under study.

Variable	t	df	p	d	Mean	SD
Toxic Leadership	−8.66 ***	308	<0.001	0.49	2.80	1.41
Turnover Intentions	−4.18 ***	308	<0.001	0.24	2.71	1.21
Disengagement	−2.26 *	308	0.025	0.13	2.89	0.88
Exhaustion	−0.40	308	0.687	0.02	2.98	0.77

Note. \*  $p < 0.05$ ; \*\*\*  $p < 0.001$ .

### 4.2. Effect of Sociodemographic Variables on the Variables Under Study

The effect of sociodemographic variables on the variables under study was also tested. To this end, Student's *t*-tests for independent samples and One Way ANOVA tests were carried out after checking the respective assumptions.

Regarding the country's effect on the variables under study, there were only statistically significant differences in detachment and exhaustion. Participants working in Portugal felt the highest levels of disengagement and exhaustion (Table 4).

**Table 4.** Effect of the country on the variables under study.

Variable	t	df	p	d	Angola		Portugal	
					Mean	SD	Mean	SD
Toxic Leadership	1.75	307	0.081	0.22	3.03	1.31	2.72	1.44
Turnover Intentions	0.99	307	0.324	0.13	2.82	1.05	2.67	1.26
Disengagement	−2.33 *	307	0.010	0.27	2.71	0.74	2.95	0.74
Exhaustion	−2.22 *	307	0.014	0.26	2.84	0.62	3.03	0.82

Note. \*  $p < 0.05$ .

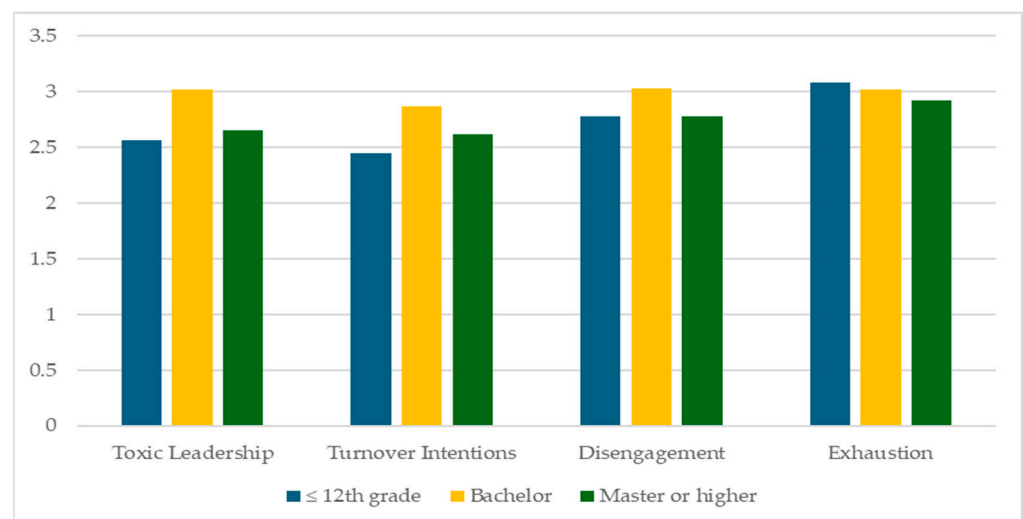
In the analysis by gender, the results show that there are only significant differences in toxic leadership and that it is the female participants who perceive their leader as having more toxic leadership behaviors (Table 5).

**Table 5.** Effect of gender on the variables under study.

Variable	t	df	p	d	Female		Male	
					Mean	DP	Mean	DP
Toxic Leadership	2.60 *	307	0.010	0.29	2.96	1.48	2.55	1.26
Turnover Intentions	0.91	307	0.363	0.11	2.76	1.29	2.63	1.06
Disengagement	1.37	307	0.173	0.15	2.94	0.94	2.80	0.74
Exhaustion	1.79	307	0.074	0.20	3.04	0.82	2.88	0.68

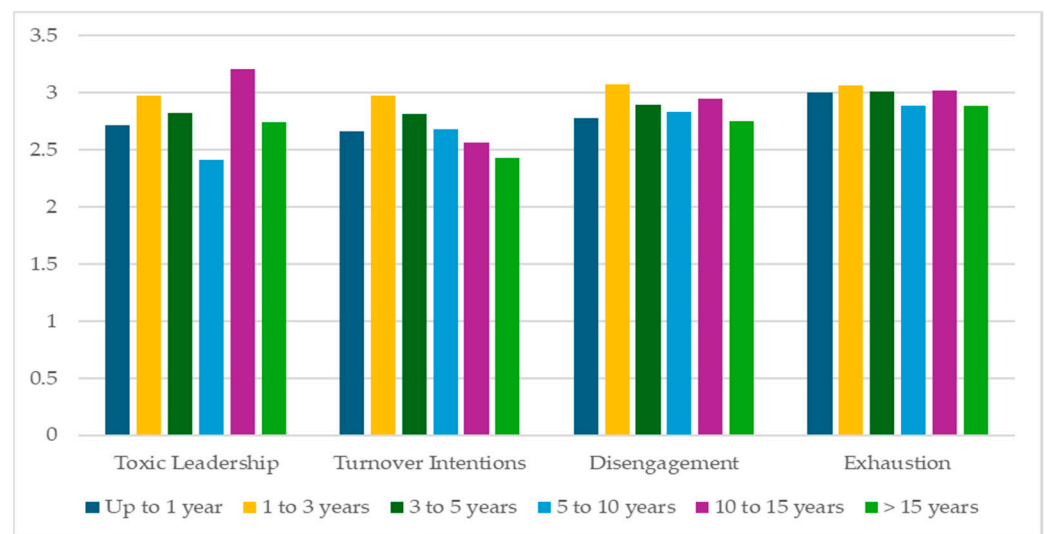
Note. \*  $p < 0.05$ .

The effect of academic qualifications on the variables under study is that participants with a bachelor's degree perceive their leader as more toxic, have higher turnover intentions, and experience higher levels of disengagement. However, those with a 12th-grade degree or less experience the highest levels of exhaustion (Figure 2).



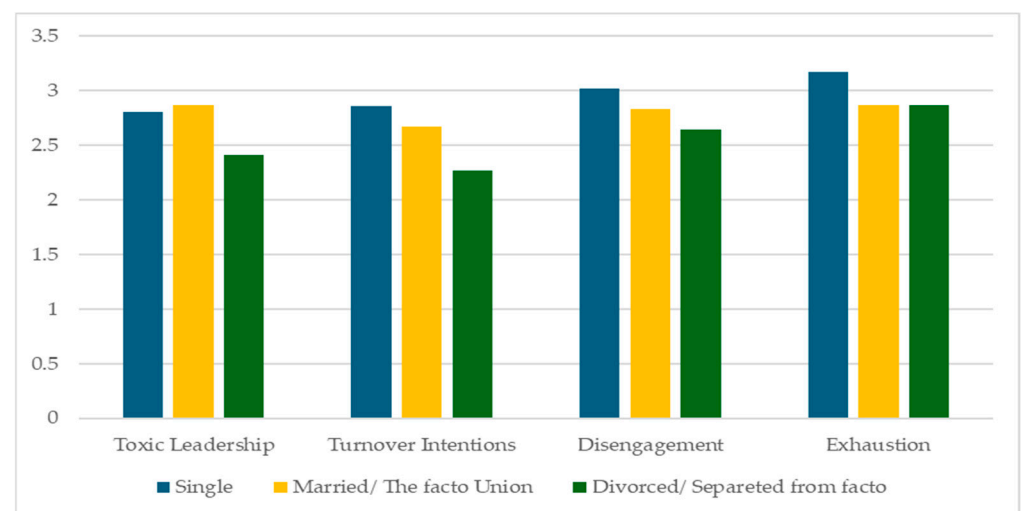
**Figure 2.** Effect of academic qualifications on the variables under study.

Participants who have been with the organization for between 10 and 15 years perceive their leader as having the most toxic behaviors (Figure 3). However, participants with between 1 and 3 years' seniority have the highest turnover intentions and the highest levels of disengagement and exhaustion (Figure 3).



**Figure 3.** Effect of seniority on the variables under study.

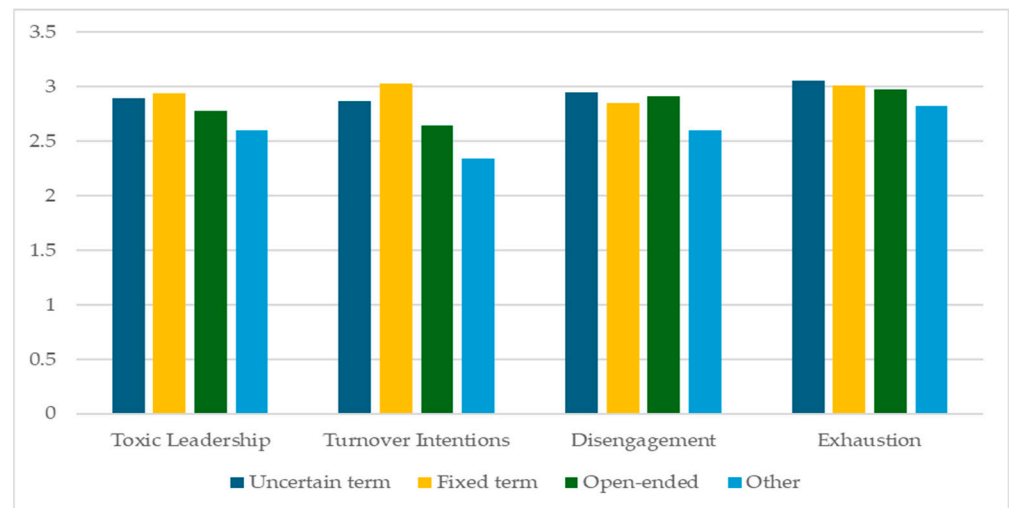
Married or cohabiting participants perceive their leader as having more toxic behaviours (Figure 4). However, single participants have more turnover intentions and higher levels of disengagement and exhaustion (Figure 4).



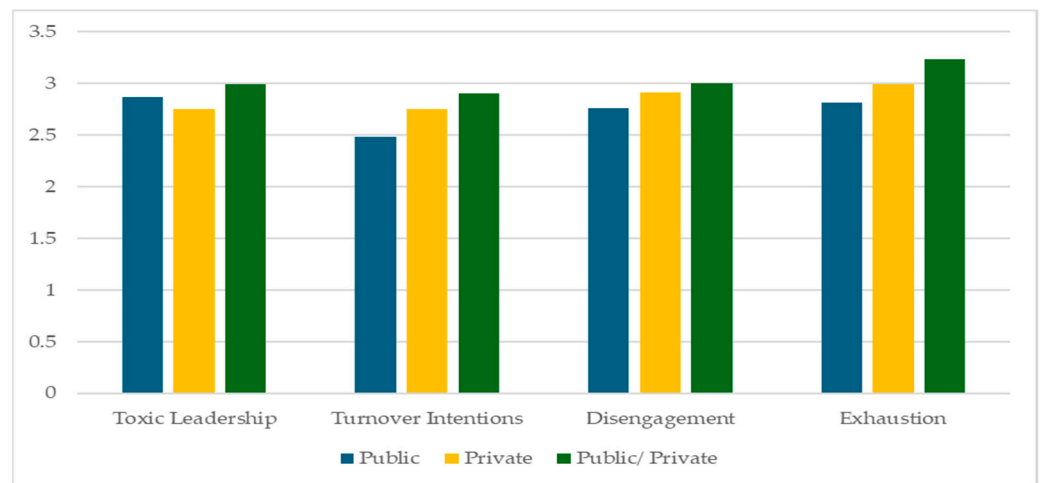
**Figure 4.** Effect of marital status on the variables under study.

Participants with a fixed-term contract perceive their leader as the most toxic and have the highest turnover intentions (Figure 5). However, participants with an uncertain term contract have shown the highest levels of disengagement and exhaustion (Figure 5).

Participants working in the public/private sector perceive their leader as the most toxic, have the highest turnover intentions, and experience the highest levels of disengagement and exhaustion (Figure 6).



**Figure 5.** Effect of the work contract on the variables under study.



**Figure 6.** Effect of the sector on the variables under study.

#### 4.3. Association Between the Variables Under Study

The association between the variables under study was tested using Pearson's correlations. All the variables are positively and significantly correlated, both when analyzing the data for the total sample and when analyzing the data for Angola and Portugal separately (Table 6). It should be noted that when comparing the two countries, Angola and Portugal, all the associations are stronger in the employees working in Portugal, except the association between toxic leadership and disengagement (Table 6).

**Table 6.** Association between the variables under study.

	Total				Angola				Portugal			
	1	2	3	4	1	2	3	4	1	2	3	4
1. Toxic Leadership	-				-				-			
2. Turnover Intentions	0.47 ***	-			0.24 *	-			0.53 ***	-		
3. Disengagement	0.52 ***	0.69 ***	-		0.56 ***	0.55 ***	-		0.54 ***	0.74 ***	-	
4. Exhaustion	0.40 ***	0.54 ***	0.70 ***	-	0.32 **	0.40 ***	0.64 ***	-	0.44 ***	0.59	0.71 ***	-

Note. \*  $p < 0.05$ ; \*\*  $p < 0.01$ ; \*\*\*  $p < 0.001$ .

#### 4.4. Hypotheses

The hypotheses formulated in this study were tested using Path Analysis to carry out multi-group analyses. In addition to the hypothesis tests carried out with all the participants, we decided to analyze the data relating to the participants from the two countries (Portugal and Angola) separately.

##### 4.4.1. Hypothesis 1

The results show that, when the total sample is analyzed, toxic leadership has a positive and significant effect on turnover intentions ( $\beta = 0.47, p < 0.001$ ) and the model explains 22% of the variability in turnover intentions (Table 7).

**Table 7.** Effect of toxic leadership on turnover intentions (H1).

	Independent Variable	Dependent Variable	Z	p	$\beta$	R <sup>2</sup>
Total	Toxic Leadership	Turnover Intentions	9.41 ***	<0.001	0.47 ***	0.22
Angola			2.25 *	0.024	0.24 *	0.06
Portugal			9.44 ***	<0.001	0.53 ***	0.28

Note. \*  $p < 0.05$ ; \*\*\*  $p < 0.001$ .

For participants working in Angola, toxic leadership also has a positive and significant effect on turnover intentions ( $\beta = 0.24, p = 0.024$ ), and the model explains 6% of the variability in turnover intentions (Table 7).

As for the participants working in Portugal, there is also a positive and significant effect of toxic leadership on turnover intentions ( $\beta = 0.53, p < 0.001$ ), and the model explains 28% of the variability in turnover intentions (Table 7).

The results obtained support Hypothesis 1.

##### 4.4.2. Hypothesis 2

Regarding the effect of toxic leadership on burnout, the results show that toxic leadership has a positive and significant effect on both disengagement ( $\beta = 0.52, p < 0.001$ ) and exhaustion ( $\beta = 0.40, p < 0.001$ ) when we consider the total sample. The models explain 27% of the variability in disengagement and 16% in exhaustion (Table 8).

**Table 8.** Effect of toxic leadership on burnout (disengagement and exhaustion) (H2).

	Independent Variable	Dependent Variable	Z	p	β	R <sup>2</sup>
Total	Toxic Leadership	Disengagement	10.79 ***	<0.001	0.52 ***	0.27
		Exhaustion	7.72 ***	<0.001	0.40 ***	0.16
Angola		Disengagement	6.14 ***	<0.001	0.56 ***	0.32
		Exhaustion	3.07 **	0.002	0.32 **	0.10
Portugal		Disengagement	9.58 ***	<0.001	0.54 ***	0.29
		Exhaustion	7.33 ***	<0.001	0.44 ***	0.19

Note. \*\*  $p < 0.01$ ; \*\*\*  $p < 0.001$ .

For participants working in Angola, toxic leadership has a positive and significant effect on both disengagement ( $\beta = 0.56, p < 0.001$ ) and exhaustion ( $\beta = 0.32, p = 0.002$ ). The models explain 32% of the variability in disengagement and 10% in exhaustion (Table 8).

For participants working in Portugal, toxic leadership has a positive and significant effect on both disengagement ( $\beta = 0.54, p < 0.001$ ) and exhaustion ( $\beta = 0.19, p < 0.001$ ). The models explain 29% of the variability in disengagement and 19% in exhaustion (Table 8).

The results obtained support Hypothesis 2.



#### 4.4.3. Hypothesis 3

As for the effect of burnout on turnover intentions, the results show that only disengagement has a positive and significant effect when analyzing the total sample ( $\beta = 0.62$ ,  $p < 0.001$ ), and the model explains 49% of the variability in turnover intentions (Table 9).

**Table 9.** Effect of burnout (disengagement and exhaustion) on turnover intentions (H3).

	Independent Variable	Dependent Variable	Z	p	$\beta$	R <sup>2</sup>
Total	Disengagement Exhaustion	Turnover Intentions	10.72 *** 1.87	<0.001 0.062	0.62 *** 0.11	0.49
Angola	Disengagement Exhaustion		4.12 *** 0.73	<0.001 0.466	0.49 *** 0.09	0.31
Portugal	Disengagement Exhaustion		10.48 *** 1.81	<0.001 0.071	0.66 *** 0.11	0.56

Note. \*\*\*  $p < 0.001$ .

For participants working in Angola, only disengagement has a positive and significant effect on intentions to leave ( $\beta = 0.49$ ,  $p < 0.001$ ), and the model explains 31% of the variability in turnover intentions (Table 9).

The situation is the same for participants working in Portugal, with only disengagement having a positive and significant effect on turnover intentions. The model explains 56% of the variability in turnover intentions (Table 9).

The results partially support Hypothesis 3, since only Hypothesis 3a was supported.

#### 4.4.4. Hypothesis 4

We followed the steps to test Hypothesis 4, as it is a mediating effect, according to Baron and Kenny (1986). As only the disengagement dimension significantly affects turnover intentions in relation to burnout, we only tested the mediating effect of this dimension on the relationship between toxic leadership and turnover intentions.

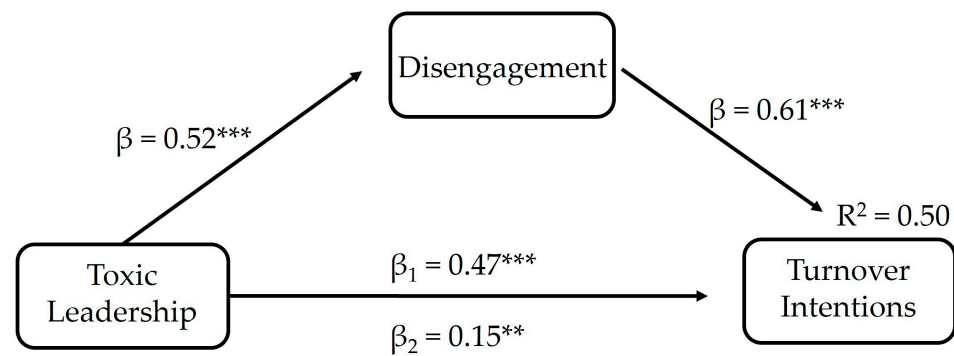
The results for the total sample show that disengagement has a partial mediating effect on the relationship between toxic leadership and turnover intentions. The impact of toxic leadership on turnover intentions decreased in intensity but remained significant (Table 10, Figure 7). The model explains 50% of the variability in turnover intentions (Figure 7).

**Table 10.** Mediating effect results (H4).

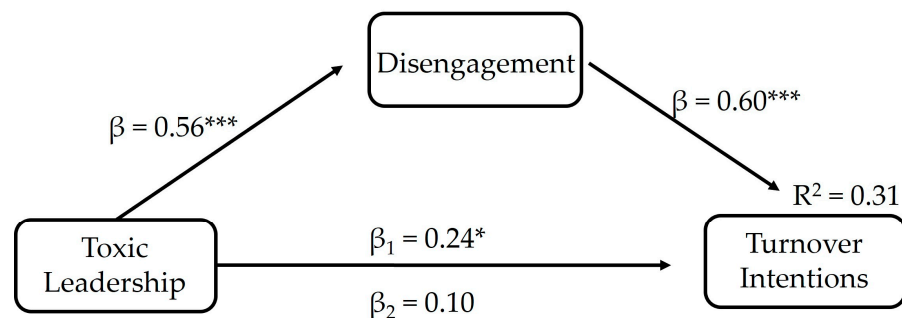
	Independent Variable	Dependent Variable	Z	p
Total	Toxic Leadership Disengagement	Turnover Intentions	3.18 ** 12.91 ***	0.001 <0.001
Angola	Toxic Leadership Disengagement		0.88 5.43 ***	0.380 <0.001
Portugal	Toxic Leadership Disengagement		12.49 *** 3.63 ***	<0.001 <0.001

Note. \*\*  $p < 0.01$ ; \*\*\*  $p < 0.001$ .

For the participants working in Angola, the results indicate that disengagement has a total mediation effect on the relationship between toxic leadership and turnover intentions, as the impact of toxic leadership on turnover intentions is no longer significant (Table 9, Figure 8). The model explains 31% of the variability in turnover intentions (Figure 8).

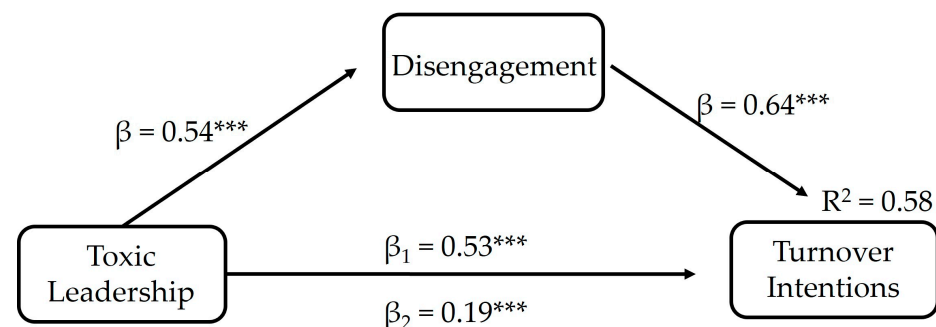


**Figure 7.** Mediating effect (total sample). Note. \*\*  $p < 0.01$ ; \*\*\*  $p < 0.001$ .



**Figure 8.** Mediating effect (Angola). Note. \*  $p < 0.05$ ; \*\*\*  $p < 0.001$ .

For participants working in Portugal, the results show that disengagement partially mediates the relationship between toxic leadership and turnover intentions (Table 9, Figure 9). The impact of toxic leadership on turnover intentions decreased in intensity but remained significant (Table 9, Figure 9). The model explains 58% of the variability in turnover intentions (Figure 9).



**Figure 9.** Mediating effect (Portugal). Note. \*\*\*  $p < 0.001$ .

The results partially support Hypothesis 4, since only Hypothesis 4a was supported.

## 5. Discussion

This study aimed to examine the effect of toxic leadership on turnover intentions and to see if burnout (disengagement and exhaustion) mediated this relationship. As we had participants working in Angola and Portugal, we analyzed the data from the total sample and from the participants working in Angola and Portugal separately.

Firstly, as expected, Hypothesis 1 was confirmed, stating that toxic leadership positively and significantly affects turnover intentions. It should be noted that the effect of toxic leadership on turnover intentions is stronger for participants working in Portugal. The stronger relationship for participants working in Portugal may be related to cultural

factors, as Portugal is a country with a high hierarchical distance (Hofstede 1991). These results align with the literature, as according to Weberg and Fuller (2019), employees have higher turnover intentions when a leader has a toxic leadership style.

Secondly, as expected, Hypothesis 2 was confirmed, which stated that toxic leadership had a positive and significant effect on burnout syndrome. The results showed that toxic leadership positively and significantly affects disengagement and burnout. The effect of toxic leadership on disengagement is stronger for participants working in Angola. The effect of toxic leadership on exhaustion is stronger for participants working in Portugal. These results align with Maslach and Leiter's (2016) findings that perception and lack of recognition and support from leadership are critical factors in developing burnout syndrome. Schyns and Schilling (2013) also argue that toxic leaders negatively affect employees' well-being, which results in high levels of burnout. However, for the participants in general and for the participants from the two countries (Angola and Portugal), the effect of toxic leadership on disengagement is higher than the effect on exhaustion. These results are in line with the literature. In the study by Budak and Erdal (2022), the correlation between toxic leadership and disengagement was also stronger than the correlation between toxic leadership and burnout.

Thirdly, Hypothesis 3, which stated that burnout syndrome has a positive and significant effect on turnover intentions, was partially proven, as only disengagement has a positive and significant effect on turnover intentions, with the effect being stronger for participants working in Portugal. These results are also in line with the literature. According to Maslach and Leiter (2016) and Marshall and Stephenson (2020), burnout not only affects the health and well-being of employees but also increases intentions to leave the organization. Taris (2006) also argues that burnout syndrome increases turnover intentions. In the study by Freitas et al. (2023), although significant, the relationship between exhaustion and turnover intentions proved to be much weaker than the relationship between disengagement and turnover intentions. These results indicate that in organizational studies, disengagement may be a more critical factor than burnout regarding employees' turnover intentions.

Finally, Hypothesis 4, which stated that burnout syndrome mediates the relationship between toxic leadership and turnover intentions, was partially confirmed. Only disengagement has a mediating effect on the relationship between toxic leadership and turnover intentions. The mediation effect is total for participants working in Angola, but for participants working in Portugal, the mediation effect is partial. These results tell us that this effect is more critical for participants working in Angola than for participants working in Portugal. Since toxic leadership boosts disengagement, this, in turn, will boost turnover intentions to leave, leaving toxic leadership with no significant effect on turnover intentions. Dwita et al. (2023) point out that employees subject to toxic leadership can develop burnout syndrome, increasing their likelihood of intending to leave the organization. In the opposite direction, Ali (2008) believes that it is necessary to maintain a positive association between leaders and employees so that the psychological well-being of employees remains intact, which can become a reason for reducing their turnover intention.

Regarding the descriptive statistics of the variables under study, all of them, except for exhaustion (a dimension of burnout), are significantly below the central point of the scale. This indicates that the participants in this study do not perceive toxic leadership attitudes in their leaders, have low levels of detachment, and have low intentions to leave. As for exhaustion, the answers given by the participants are practically at the mid-point of the scale.

As for the effect of sociodemographic variables on the variables under study, regarding the country where the participant works (Portugal or Angola), there were statistically significant differences in disengagement and exhaustion. Participants working in Angola had lower levels of exhaustion and disengagement than participants working in Portugal. Regarding gender, female participants perceived their leader as more toxic, which indicates that leaders adopt a more toxic leadership style towards female employees. As for the other

sociodemographic variables, there were no statistically significant differences. However, it should be noted that the participants with a university degree perceive their leader as more toxic, have higher turnover intentions, and feel higher levels of disengagement. Concerning seniority in the organization, participants between 10 and 15 years of seniority perceive their leader as more toxic. However, participants with between one and three years of seniority in the organization have higher turnover intentions and levels of disengagement and burnout. Married participants also perceive their leader as more toxic, but single participants have more intentions to leave and higher levels of disengagement and burnout.

### 5.1. Limitations and Future Research

The main limitation of this study is the data collection process, which was non-probabilistic, intentional, and snowball-type. This will prevent us from generalizing the data to the population.

Another limitation concerns the sample. One of the aims of this study was to have a sample made up of participants working in Angola and Portugal, and only 26.5% of the participants work in Angola. It is thought that if the researchers in this study had lived in Angola, obtaining a more significant number of participants would have been possible. This should be considered in future research.

Another limitation is the type of questionnaire used in this study. Closed-ended questionnaires were used, which may have biased the results due to issues of social desirability.

As an indication for future research, it would be interesting to replicate this study but add resilience as a moderating variable in the relationship between toxic leadership and burnout syndrome. The study could also be replicated using the country variable (Angola and Portugal) as a moderator.

### 5.2. Theoretical Implications

This study aimed to determine the effect of toxic leadership on turnover intentions and whether burnout syndrome mediated this relationship. Toxic leadership causes severe damage through leaders' erratic behavior and incompetence (Milosevic et al. 2020). Among the most problematic consequences of toxic leadership are intentions to leave (Freitas et al. 2023), since one serious problem organizations face is high employee turnover (Reiche 2008). This study has confirmed that Blau's (1964) theory of social exchange is still relevant. Employees respond according to how they are treated by their leaders, and they increase their turnover intentions when they perceive toxic behavior in their leaders.

Another consequence of toxic leadership is its association with high levels of burnout syndrome. According to Maslach and Leiter (2016), when employees perceive a lack of recognition and support from leadership, their burnout levels increase, which boosts their turnover intentions. This study's results confirm these authors' statements.

However, this study has the advantage of having participants working in Angola and Portugal. Regarding leadership, the participants working in Angola perceived their leader as more toxic. Similarly, the participants working in Angola also have the most intentions of leaving the organization. As for burnout syndrome, the participants working in Portugal showed the highest levels. Although these are two Portuguese-speaking countries, in terms of culture, we are dealing with two countries with entirely different cultures. In addition, Angola went through a long civil war (27 years), which may have influenced its culture. Today, Angola promotes peace, and there is a broad program for freedom, but corruption levels are still very high (Rubini 2017).

In addition to confirming the mediating effect of disengagement syndrome on the relationship between toxic leadership and turnover intentions, this study reveals two very different working realities between Angola and Portugal. Although the Angolan participants perceive their leader as more toxic than the employees working in Portugal, it is the employees working in Portugal who have higher levels of burnout, which leads us to conclude that there are cultural and social differences, as well as the resilience of a people

who have been through a prolonged civil war, which have interfered with the results. It would be interesting for other authors to investigate this.

### 5.3. Practical Implications

This study confirmed that burnout syndrome has a mediating effect on the relationship between toxic leadership and intentions to leave. In line with [Langove et al. \(2016\)](#), employees whose psychological well-being is negatively affected in an organization whose leader adopts a toxic leadership style start looking for opportunities elsewhere.

In this study, participants working in Angola perceive their leader as more toxic and have more intentions to leave than participants working in Portugal. As for burnout levels, the employees working in Portugal showed the highest levels.

This fact leads us to recommend to Angolan leaders that they adopt a different style of leadership, in which the relationship with those they lead is more positive. This could reduce their intentions to leave the organization at a time when, according to [Reiche \(2008\)](#), organizations are struggling to retain their talents. As for organizations based in Portugal, it is recommended that they adopt practices that enhance employee well-being, which will lead to a reduction in burnout levels ([Maslach and Leiter 2016](#)).

## 6. Conclusions

The strong point of this study was that it proved the existence of a mediating effect of disengagement in the relationship between toxic leadership and turnover intentions. According to [Dwita et al. \(2023\)](#), when a leader adopts a toxic leadership style, those they lead can experience high burnout levels, increasing their turnover intentions. In this sense, it can be concluded that leaders should adopt a leadership style that promotes a positive relationship with their subordinates to enhance their well-being, decreasing their intentions to leave the organization where they work ([Ali 2008](#)). As for the effect of burnout syndrome on turnover intentions, only disengagement has a positive and significant effect on turnover intentions. As for the mediation effect, disengagement has a total mediation effect on the relationship between toxic leadership and turnover intentions for participants working in Angola and a partial mediation effect for participants working in Portugal.

It can be concluded that when a leader adopts a toxic leadership style, burnout symptoms increase ([Schyns and Schilling 2013](#)), boosting turnover intentions ([Maslach and Leiter 2016](#); [Marshall and Stephenson 2020](#)).

**Author Contributions:** Conceptualization, A.N. and A.P.-M.; methodology, A.N. and A.P.-M.; software, A.P.-M.; validation, A.N. and A.P.-M.; formal analysis, A.P.-M.; investigation, A.N. and A.P.-M.; resources, A.N. and A.P.-M.; data curation, A.P.-M.; writing—original draft preparation, A.N. and A.P.-M.; writing—review and editing, A.N. and A.P.-M.; visualization, A.N. and A.P.-M.; supervision, A.N. and A.P.-M.; project administration, A.N. and A.P.-M.; funding acquisition, A.N. and A.P.-M. All authors have read and agreed to the published version of the manuscript.

**Funding:** This research received no external funding.

**Institutional Review Board Statement:** Ethical review and approval were waived for this study because all participants, before answering the questionnaire, had to read the informed consent and agree to it. It was the only way they could answer the questionnaire. Participants were informed about the purpose of the study and that the results were confidential, as individual results would never be known but would only be analyzed in the set of all participants.

**Informed Consent Statement:** Informed consent was obtained from all subjects involved in the study.

**Data Availability Statement:** The data presented in this study are available on request from the corresponding authors. The data are not publicly available since, in their informed consent, participants were informed that the data were confidential and that individual responses would never be known, as data analysis would be of all participants combined.

**Conflicts of Interest:** The authors declare no conflicts of interest.



## References

- Ali, Nasin. 2008. Factors affecting overall job satisfaction and turnover intention. *Journal of Managerial Sciences* 2: 239–52.
- Al Khajeh, Ebrahim Hasan. 2018. Impact of Leadership Styles on Organizational Performance. *Journal of Human Resources Management Research* 2018: 687849. [CrossRef]
- Aman-Ullah, Attia, Azelin Aziz, Hadziroh Ibrahim, Waqas Mehmood, and Attiqah Aman-Ullah. 2023. The role of compensation in shaping employee's behaviour: A mediation study through job satisfaction during the COVID-19 pandemic. *Revista de Gestão* 30: 221–36. [CrossRef]
- Antonakis, John, and Robert J. House. 2014. Instrumental leadership: Measurement and extension of transformational–transactional leadership theory. *The Leadership Quarterly* 25: 746–71. [CrossRef]
- Barlow, David H., and V. Mark Durand. 2005. Abnormal Psychology. In *An Integrative Approach*, 5th ed. Edited by C. A. Belmont. Belmont: Thomson Wadsworth.
- Baron, Reuben M., and David A. Kenny. 1986. The Moderator-Mediator Variable Distinction in Social Psychological Research: Conceptual, Strategic, and Statistical Considerations. *Journal of Personality and Social Psychology* 51: 1173–82. [CrossRef] [PubMed]
- Basak, Ecem, Esin Ekmekci, Yagmur Bayram, and Yasemin Baş. 2013. Analysis of factors that affect the intention to leave of white-collar employees in Turkey using structural equation modelling. *Proceedings of the World Congress on Engineering and Computer Science* 2: 1–3.
- Bártolo-Ribeiro, Rui. 2018. Desenvolvimento e Validação de uma Escala de Intenções de Saída Organizacional. In *Diagnóstico e Avaliação Psicológica: Atas do 10º Congresso da AIDAP/AIDEP*. Edited by Marcelino Pereira, Isabel M. Al-berto, José J. Costa, José T. Silva, Cristina P. A. Albuquerque, Maria J. S. Santos, Manuela P. Vilar and Teresa M. D. Rebelo. Coimbra: AIDAP/AiDEP, pp. 378–90. ISBN 978-989-20-9329-1/978-989-20-9341-3.
- Behery, Mohamed, Amjad Al-Nasser, and Fauzia Jabeen. 2018. Toxic Leadership and Organizational Citizenship Behavior: A Mediation Effect of Followers' Trust and Commitment in the Middle East. *International Journal of Business and Society* 19: 73–815.
- Blau, Peter M. 1964. *Exchange and Power in Social Life*. New York: Wiley.
- Boddy, Clive R. 2017. Psychopathic Leadership A Case Study of a Corporate Psychopath CEO. *Journal of Business Ethics* 145: 141–56. [CrossRef]
- Bono, Joyce E., and Timothy A. Judge. 2004. Personality and transformational and transactional leadership: A meta-analysis. *Journal of Applied Psychology* 89: 901. [CrossRef] [PubMed]
- Bozeman, Dennis P., and Pamela L. Perrewé. 2001. The effect of item content overlap on organizational commitment questionnaire—Turnover cognitions relationships. *Journal of Applied Psychology* 86: 161–73. [CrossRef] [PubMed]
- Brown, Courtney P. 2019. The Employee Perspective: A Phenomenological Approach to the After Effects of Toxic Leadership. Doctoral dissertation, Sullivan University, Louisville, KY, USA. Available online: <https://www.proquest.com/openview/65c26b266d88b378b060c25d95a9598a/1?pqorigsite=gscholar&cbl=18750&diss=y> (accessed on 6 July 2024).
- Bryman, Alan, and Duncan Cramer. 2003. *Análise de dados em ciências sociais. Introdução às técnicas utilizando o SPSS para windows*, 3rd ed. Oeiras: Celta.
- Budak, Olkan, and Nurgül Erdal. 2022. The Mediating Role of Burnout Syndrome in Toxic Leadership and Job Satisfaction in Organizations. *South East European Journal of Economics and Business* 17: 1–17. [CrossRef]
- Carlotto, Mary Sandra, and Sheila Gonçalves Câmara. 2008. Análise da produção científica sobre a Síndrome de Burnout no Brasil. *Psico* 39: 152–58.
- Carod-Artal, Francisco J., and Carolina Vázquez-Cabrera. 2013. Burnout syndrome in an international setting. In *Burnout for Experts: Prevention in the Context of Living and Working*. Edited by S. Bährer-Kohler. Berlin/Heidelberg: Springer Science + Business Media, pp. 15–35. [CrossRef]
- Cohen, Galia, Robert S. Blake, and Doug Goodman. 2016. Does turnover intention matter? Evaluating the usefulness of turnover intention rate as a predictor of actual turnover rate. *Review of Public Personnel Administration* 36: 240–63. [CrossRef]
- Cook, John, Dana Nuccitelli, Sarah Green, Mark Richardson, Baerbel Winkler, Rob Painting, Robert Way, Peter Jacobs, and Andy Skuce. 2013. Quantifying the consensus on anthropogenic global warming in the scientific literature. *Environmental Research Letters* 8: 1–7. [CrossRef]
- Demerouti, Evangelia, and Friedhelm Nachreiner. 1998. Zur spezifität von burnout für dienstleistungsberufe: Fakt oder artefakt? [The specificity of burnout in human services: Fact or artifact?]. *Zeitschrift für Arbeitswissenschaft* 52: 82–89.
- Ducharme, Lori J., Hannah K. Knudsen, and Paul Michael Roman. 2008. Emotional exhaustion and turnover intention in human service occupations: The protective role of coworker support. *Sociological Spectrum* 28: 81–104. [CrossRef]
- Dwita, Febrisi, Usep Suhud, Widya Parimita, Budi Santoso, and Leony Agustine. 2023. The Impact of Toxic Leadership and Job Stress on Employees' Intentions to Leave within the Logistics Sector: Exploring How Emotional Exhaustion Serves as a Mediator. *Journal Office of Special Casting and Nonferrous Alloys* 30: 18–33. [CrossRef]
- Ferreira, José Maria, José Gonçalves das Neves, and António Caetano. 2001. *Manual de Psicologia das Organizações*. Lisboa: McGrawHill.
- Finney, Sara J., and Cristine DiStefano. 2013. Nonnormal and categorical data in structural equation modeling. In *Structural Equation Modeling: A Second Course*. Edited by Gregory R. Hancock and Ralph O. Mueller. Charlotte: IAP Information Age Publishing, pp. 439–92.
- Fornell, Claes, and David F. Larcker. 1981. Evaluating structural equation models with unobservable variables and measurement error. *Journal of Marketing Research* 18: 39–50. [CrossRef]



- Freitas, Mariana, Ana Moreira, and Fernando Ramos. 2023. Occupational Stress and Turnover Intentions in Employees of the Portuguese Tax and Customs Authority: Mediating Effect of Burnout and Moderating Effect of Motivation. *Administrative Sciences* 13: 251. [\[CrossRef\]](#)
- Freudenberger, Herbert. 1974. Staff Burnout. *Journal of Social Issues* 30: 159–65. [\[CrossRef\]](#)
- Gomes, Gabriela Pedro, Neuza Ribeiro, and Daniel Roque Gomes. 2022. The Impact of Burnout on Police Officers' Performance and Turnover Intention: The Moderating Role of Compassion Satisfaction. *Administrative Sciences* 12: 92. [\[CrossRef\]](#)
- Hair, Joseph, Christian Ringle, and Marko Sarstedt. 2011. PLS-SEM: Indeed a Silver Bullet. *Journal of Marketing Theory and Practice* 19: 139–51. [\[CrossRef\]](#)
- Hoffman, Ettiene Paul, and Romel Pillapil Sergio. 2020. Understanding the effects of toxic leadership on expatriates' readiness for innovation: An Uzbekistan case. *Journal of Eastern European and Central Asian Research (JEECAR)* 7: 26–38. [\[CrossRef\]](#)
- Hofstede, Geert. 1991. *Cultures and Organizations: Software of the Mind*. London: McGraw-Hill.
- Hu, Li-Tzé, and Peter M. Bentler. 1999. Cutoff Criteria for Fit Indexes in Covariance Structure Analysis: Conventional Criteria versus New Alternatives. *Structural Equation Modeling* 6: 1–55. [\[CrossRef\]](#)
- Hussain, Kanwal, Zuhair Abbas, Saba Gulzar, Abdul Bashiru Jibril, and Altaf Hussain. 2020. Examining the impact of abusive supervision on employees' psychological wellbeing and turnover intention: The mediating role of intrinsic motivation. *Cogent Business & Management* 7: 1818998. [\[CrossRef\]](#)
- Jiang, Lixin, Xiaohong Xu, and Stephen Jacobs. 2023. From Incivility to Turnover Intentions among Nurses: A Multifoci and Self-Determination Perspective. *Journal of Nursing Management* 2023: 7649047. [\[CrossRef\]](#)
- Jöreskog, Karl G., and Dag Sörbom. 1993. *LISREL8: Structural Equation Modelling with the SIMPLIS Command Language*. Chicago: Scientific Software International.
- Kelly, Adam L., Jean Côté, David J. Hancock, and Jennifer Turnnidge. 2021. Editorial: Birth Advantages and Relative Age Effects. *Frontiers in Sports and Active Living* 3: 721704. [\[CrossRef\]](#) [\[PubMed\]](#)
- Koropets, Olga, Alena Federova, and Zuzana Dvorakova. 2020. The impact of toxic management on staff burnout. In *International Scientific Conference "Far East Con"*. Advances in Economics, Business and Management Research. Berlin and Heidelberg: Springer Nature, pp. 1808–12.
- Labrague, Leodoro, Janet Alexis A. de Los Santos, Konstantinos Tsaras, Jolo R. Galabay, Charlie Falguera, Rheajane Rosales, and Carmen Firmo. 2020. The Association of Nurse Caring Behaviours on Missed Nursing Care, Adverse Patient Events and Perceived Quality of Care: A Cross-Sectional Study. *Journal of Nursing Management* 28: 2257–65. [\[CrossRef\]](#)
- Lam, Long W., and Angela J. Xu. 2019. Power imbalance and employee silence: The role of abusive leadership, power distance orientation, and perceived organisational politics. *Applied Psychology: An International Review* 68: 513–46. [\[CrossRef\]](#)
- Langove, Naseeb, Ahmad Nizam Shahrul Isha, and Muhammad Umair Javaid. 2016. The Mediating Effect of Employee well-being in relation to Role Stressors and Turnover Intention: A Conceptual Study. *International Review of Management and Marketing* 6: 150–54.
- Leiter, Michael P., and Christina Maslach. 2009. Burnout and workplace injuries: A longitudinal analysis. In *Stress and Quality of Working Life: The Positive and the Negative*. Edited by Anna Maria Rossi, James Campbell Quick and Pamela L. Perrewé. Charlotte: Information Age Publishing, Inc., pp. 3–18.
- Lipman-Blumen, Jean. 2005a. *The Allure of Toxic Leaders: Why We Follow Destructive Bosses and Corrupt Politicians—And How We Can Survive Them*. New York: Oxford University Press.
- Lipman-Blumen, Jean. 2005b. Toxic Leadership: When Grand Illusions Masquerade as Noble Visions. *Leader to Leader* 36: 29–36. [\[CrossRef\]](#)
- Lyu, Dongmei, Lingling Ji, Qiulan Zheng, Bo Yu, and Yuying Fan. 2019. Abusive supervision and turnover intention: Mediating effects of psychological empowerment of nurses. *International Journal of Nursing Sciences* 6: 198–203. [\[CrossRef\]](#)
- Marshall, George H., and Sonya M. Stephenson. 2020. Burnout and turnover intention among electronics manufacturing employees in South Africa. *SA Journal of Industrial Psychology/SA Tydskrif vir Bedryfsielkunde* 46: a1758. [\[CrossRef\]](#)
- Maslach, Christina. 1976. Burn-Out. *Human Behavior* 5: 16–22.
- Maslach, Christina, and Michael Leiter. 1997. *The Truth About Burnout*. San Francisco: Jossey-Bass.
- Maslach, Christina, and Michael Leiter. 2016. Understanding the burnout experience: Recent research and its implications for psychiatry. *World Psychiatry* 15: 103–11. [\[CrossRef\]](#) [\[PubMed\]](#)
- Maslach, Christina, and Susan E. Jackson. 1981. The measurement of experienced burnout. *Journal of Organizational Behavior* 2: 104. [\[CrossRef\]](#)
- Maslach, Christina, Susan E. Jackson, and Michael Leiter. 1996. *Maslach Burnout Inventory Manual*, 3rd ed. Palo Alto: Consulting Psychologists Press.
- Maslach, Christina, Wilmar B. Schaufeli, and Michael Leiter. 2001. Job burnout. *Annual Review of Psychology* 52: 397–422. [\[CrossRef\]](#)
- Matos, Kenneth, Olivia O' Neil, and Xue. 2018. Toxic Leadership and the Masculinity Contest Culture: How "Win or Die" Cultures Breed Abusive Leadership: Toxic Leadership. *Journal of Social Issues* 74: 500–28. [\[CrossRef\]](#)
- Mehta, Sunita, and G. C. Maheshwari. 2013. Consequence of Toxic leadership on Employee Job Satisfaction and Organizational Commitment. *The Journal Contemporary Management Research* 8: 1–23.
- Mello, Jeffrey A. 2011. *Strategic Human Resource Management*, 3rd ed. Mason: South-western Cengage Learning.

- Milosevic, Ivana, Stefan Maric, and Dragan Lončar. 2020. Defeating the Toxic Boss: The Nature of Toxic Leadership and the Role of Followers. *Journal of Leadership and Organizational Studies* 27: 117–37. [CrossRef]
- Mobley, William H., Rodger W. Griffeth, Herbert H. Hand, and Bruce M. Meglino. 1979. Review and conceptual analysis of the employee turnover process. *Psychological Bulletin* 86: 493–522. [CrossRef]
- Mónico, Lisete, Ana Salvador, Nuno Rebelo dos Santos, Leonor Pais, and Carla Semedo. 2019. Lideranças Tóxica e Empoderadora: Estudo de Validação de Medidas em Amostra Portuguesa. *Revista Iberoamericana de Diagnóstico y Evaluación—E Avaliação Psicológica* 4: 129–40. [CrossRef]
- Ngo-Henja, Pauline. E. 2018. A review of existing turnover intention theories. *International Journal of Economics and Management Engineering* 11: 2760–67.
- Nyberg, Anna, Peggy Bernin, and Tores Theorell. 2005. *The Impact of Leadership on the Health of Subordinates* National Institute for Working Life and Author. Stockholm: Elanders Gotab.
- Ofei, Adelaide Maria Ansah, Collins Atta Poku, Yennuten Paarima, Theresa Barnes, and Atswei Adzo Kwashie. 2020. Toxic leadership behaviour of nurse managers and turnover intentions: The mediating role of job satisfaction. *BMC Nursing* 22: 374. [CrossRef]
- Okpozo, Afokoghene Z., Tao Gong, Michele Campbell Ennis, and Babafemi Adenuga. 2017. Investigating the impact of ethical leadership on aspects of burnout. *Leadership & Organization Development Journal* 38: 1128–43. [CrossRef]
- Omar, Amr S., Sameh Elmaraghi, Mohsen Salah abd Elazeem Mahmoud, Mohamed A. Khalil, Rajvir Singh, and Peter J. Ostrowski. 2015. Impact of leadership on ICU clinicians' burnout. *Intensive Care Medicine* 41: 2016–17. [CrossRef]
- Özer, Özlem, Özgür Uğurluoğlu, and Meltem Saygil. 2017. Effect of organizational justice on work engagement in healthcare sector of Turkey. *Journal of Health Management* 19: 73–83. [CrossRef]
- Park, Jaehee. 2015. *Determinants of Turnover Intent in Higher Education: The Case of International and US Faculty*. Richmond: Virginia Commonwealth University.
- Poghosyan, Lusine, Linda H. Aiken, and Douglas Sloane. 2009. Factor structure of the Maslach Burnout Inventory: An analysis of data from large scale cross-sectional surveys of nurses from eight countries. *International Journal of Nursing Studies* 46: 894–902. [CrossRef] [PubMed]
- Pradhan, Sajeet, Aman Srivastava, and Lalatendu Kesari Jena. 2020. Abusive supervision and intention to quit: Exploring multi-mediational approaches. *Personnel Review* 49: 1269–86. [CrossRef]
- Price, James L. 1977. *The Study of Turnover*. Ames: Iowa State University Press.
- Rahim, Afzalur, and Dana M. Cosby. 2016. A Model of Workplace Incivility, Job Burnout, Turnover Intentions, and Job Performance. *Journal of Management Development* 35: 1255–65. [CrossRef]
- Reiche, B. Sebastian. 2008. The Configuration of Employee retention practices in multinational corporations' foreign subsidiaries. *International Business Review* 17: 676–87. [CrossRef]
- Robertson, Ivan T., and Cary Cooper. 2011. *Well-Being, Productivity and Happiness at Work*. London: Palgrave Macmillan. [CrossRef]
- Rosenthal, Seth A., and Tood L. Pittinsky. 2006. Narcissistic leadership. *The Leadership Quarterly* 17: 617–33. [CrossRef]
- Rousseau, Denise M. 1995. *Psychological Contracts in Organizations: Understanding Written and Unwritten Agreements*. New York: Sage Publications, Inc.
- Rubini, Andrea. 2017. Angola e Portugal: Os Restos da Colonização. Available online: [https://www.researchgate.net/publication/321797700\\_Angola\\_e\\_Portugal\\_Os\\_Restos\\_da\\_Colonizacao](https://www.researchgate.net/publication/321797700_Angola_e_Portugal_Os_Restos_da_Colonizacao) (accessed on 8 December 2024).
- Scanlan, Justin Newton, and Megan Still. 2019. Relationships between burnout, turnover intention, job satisfaction, job demands and job resources for mental health personnel in an Australian mental health service. *BMC Health Services Research* 19: 62. [CrossRef] [PubMed]
- Schaufeli, Wilmar B., and Toon Taris. 2014. A critical review of the Job Demands-Resources model: Implications for improving work and health. In *Bridging Occupational, Organizational and Public Health: A Transdisciplinary Approach*. Edited by Georg F. Bauer and Oliver Hämmig. Dordrecht: Springer, pp. 48–50. [CrossRef]
- Schmidt, Andrew A. 2008. Development and validation of the Toxic Leadership Scale University of Maryland, Faculty of the Graduate School, College Park, Geórgia, Estados Unidos da América. Available online: [https://www.researchgate.net/publication/277186751\\_Development\\_and\\_Validation\\_of\\_the\\_Toxic\\_Leadership\\_Scale](https://www.researchgate.net/publication/277186751_Development_and_Validation_of_the_Toxic_Leadership_Scale) (accessed on 5 June 2024).
- Schwartz, Michael, and George Will. 1953. Low morale and mutual withdrawal on a mental hospital ward. *Psychiatry: Journal for the Study of Interpersonal Processes* 16: 337–53. [CrossRef]
- Schyns, Brigitte, and Jan Schilling. 2013. How bad are the effects of bad leaders? A meta-analysis of destructive leadership and its outcomes. *The Leadership Quarterly* 24: 141–44. [CrossRef]
- Shah, Mahira, and Maryam Saeed Hashmi. 2019. Relationship between organizational culture and knowledge hiding in software industry: Mediating role of workplace ostracism and workplace incivility. *Pakistan Journal of Commerce and Social* 13: 934–52.
- Sinval, Jorge, Ana Cláudia S. Vazquez, Cláudio Simon Hutz, Wilmar B. Schaufeli, and Silvia Silva. 2022. Burnout Assessment Tool (BAT): Validity Evidence from Brazil and Portugal. *International Journal of Environmental Research and Public Health* 19: 1344. [CrossRef]
- Sinval, Jorge, Cristina Queirós, Sónia Pasian, and João Marôco. 2019. Transcultural Adaptation of the Oldenburg Burnout Inventory (OLBI) for Brazil and Portugal. *Frontiers in Psychology* 10: 338. [CrossRef]
- Smart, John C. 1990. A Causal Model of Faculty Turnover Intentions. *Research in Higher Education* 31: 405–24. [CrossRef]

- Starratt, Alison, and Gina Grandy. 2010. Young worker's experiences of abusive leadership. *Leadership and Organization* 31: 136–58. [\[CrossRef\]](#)
- Taris, Toon W. 2006. Is there a relationship between burnout and objective performance? A critical review of 16 studies. *Work & Stress* 20: 502. [\[CrossRef\]](#)
- Tepper, Bennett J. 2000. Consequences of abusive supervision. *Academy of Management Journal* 43: 178–80. [\[CrossRef\]](#)
- Tett, Robert P., and John P. Meyer. 1993. Job satisfaction, organizational commitment, turnover intention, and turnover: Path analyses based on meta-analytic findings. *Personnel Psychology* 46: 259–93. [\[CrossRef\]](#)
- Trochim, William. 2000. *The Research Methods Knowledge Base*, 2nd ed. Cincinnati: Atomic Dog Publishing.
- Uzunbacak, Hasan Hüseyin, Tahsin Akçakanat, and Tugba Erhan. 2019. Toksik liderliğin çalışanların tükenmişlik düzeylerine etkisi. *Anemon Muş Alparslan Üniversitesi Sosyal Bilimler Dergisi* 7: 211–19. [\[CrossRef\]](#)
- Vance, Connie, and Elaine Larson. 2002. Leadership research in business and health care. *Journal of Nursing Scholarship* 34: 165–71. [\[CrossRef\]](#) [\[PubMed\]](#)
- Weberg, Dan R., and Ryan Fuller. 2019. Toxic leadership: Three lessons from complexity science to identify and stop toxic teams. *Nurse Leader* 17: 22–26. [\[CrossRef\]](#)
- Wright, Thomas A., and Russell Cropanzano. 1998. Emotional exhaustion as a predictor of job performance and voluntary turnover. *Journal of Applied Psychology* 83: 486–93. [\[CrossRef\]](#)
- Xiong, Ran, and Yuping Wen. 2020. Employees' Turnover Intention and Behavioral Outcomes: The Role of Work Engagement. *Social Behavior and Personality: An International Journal* 48: 1–7. [\[CrossRef\]](#)
- Xu, Angela J., Raymond Loi, and Long W. Lam. 2015. The bad boss takes it all: How abusive supervision and leader–member exchange interact to influence employee silence. *Leadership Quarterly* 26: 763–74. [\[CrossRef\]](#)

**Disclaimer/Publisher's Note:** The statements, opinions and data contained in all publications are solely those of the individual author(s) and contributor(s) and not of MDPI and/or the editor(s). MDPI and/or the editor(s) disclaim responsibility for any injury to people or property resulting from any ideas, methods, instructions or products referred to in the content.