

Solodoha, Eliran

## Article

# How much is too much? The impact of update frequency on crowdfunding success

Administrative Sciences

## Provided in Cooperation with:

MDPI – Multidisciplinary Digital Publishing Institute, Basel

*Suggested Citation:* Solodoha, Eliran (2024) : How much is too much? The impact of update frequency on crowdfunding success, Administrative Sciences, ISSN 2076-3387, MDPI, Basel, Vol. 14, Iss. 12, pp. 1-13,  
<https://doi.org/10.3390/admsci14120324>

This Version is available at:

<https://hdl.handle.net/10419/321127>

## Standard-Nutzungsbedingungen:

Die Dokumente auf EconStor dürfen zu eigenen wissenschaftlichen Zwecken und zum Privatgebrauch gespeichert und kopiert werden.

Sie dürfen die Dokumente nicht für öffentliche oder kommerzielle Zwecke vervielfältigen, öffentlich ausstellen, öffentlich zugänglich machen, vertreiben oder anderweitig nutzen.

Sofern die Verfasser die Dokumente unter Open-Content-Lizenzen (insbesondere CC-Lizenzen) zur Verfügung gestellt haben sollten, gelten abweichend von diesen Nutzungsbedingungen die in der dort genannten Lizenz gewährten Nutzungsrechte.

## Terms of use:

*Documents in EconStor may be saved and copied for your personal and scholarly purposes.*

*You are not to copy documents for public or commercial purposes, to exhibit the documents publicly, to make them publicly available on the internet, or to distribute or otherwise use the documents in public.*

*If the documents have been made available under an Open Content Licence (especially Creative Commons Licences), you may exercise further usage rights as specified in the indicated licence.*



<https://creativecommons.org/licenses/by/4.0/>

## Article

# How Much Is Too Much? The Impact of Update Frequency on Crowdfunding Success

Eliran Solodoha

Department of Business Administration, Peres Academic Center, Rehovot 7610202, Israel; solodoha10@gmail.com

**Abstract:** This research seeks to clarify the uncertainty in crowdfunding literature regarding the relationship between the number of updates and campaign success. By integrating signal theory and the notion of information overload, this study posits a curved, inverted U-shaped relationship between the number of updates and campaign success. Empirical evidence to support this hypothesis is drawn from an analysis of 2852 projects sourced from a reward-based crowdfunding platform. The aim of this inquiry is to provide insights into the intricate dynamics that influence how the number of updates impacts the results of crowdfunding campaigns.

**Keywords:** crowdfunding; signals; number of updates; information overload; success

## 1. Introduction

Crowdfunding platforms have emerged as transformative tools for connecting creators with potential backers (e.g., [Elitzur and Solodoha 2021](#); [Solodoha and Blaywais 2023](#)). These platforms facilitate a novel form of financing where individuals contribute funds to support creative projects, innovative products, or community-based initiatives. Crowdfunding democratizes access to capital, bypassing traditional gatekeepers such as banks or venture capitalists, and enables a wide range of ventures to flourish ([Shneor and Vik 2020](#)). The appeal of these platforms lies in their ability to aggregate small contributions from a large number of individuals, offering creators access to a global pool of potential supporters ([Mollick 2014](#); [Hornuf and Schwienbacher 2018](#)). Beyond financial contributions, backers often provide valuable feedback and marketing support, making crowdfunding a multifaceted tool for project development and execution ([Kuppuswamy and Bayus 2017](#)).

The success of campaigns on these platforms often hinges on how effectively project founders communicate their value proposition to potential supporters. Effective communication is not only a matter of clarity but also of timing, frequency, and relevance. Updates, as a dynamic mechanism, have gained increasing attention in the literature for their role in maintaining backer engagement and fostering trust. Founders use updates to provide project progress reports, address concerns, and maintain transparency, thereby influencing backers' perceptions and willingness to contribute ([Wang et al. 2020](#)). For instance, in their examination of crowdfunding success, [Tafesse \(2021\)](#) found that a vivid and strategic use of updates significantly enhances campaign outcomes, particularly for projects in competitive categories such as technology and arts.

Updates, as signals of project commitment and progress, play a critical role in influencing backers' decisions. They are entirely within the founders' control, enabling consistent and targeted communication throughout the campaign lifecycle ([Koch and Siering 2015](#)). Signals such as updates offer a dual advantage: they reassure existing backers about the project's viability, while also attracting new contributors who may be swayed by evidence of ongoing progress ([Deng et al. 2022](#)). For example, in the context of equity crowdfunding, [Courtney et al. \(2017\)](#) demonstrated that regular updates serve as effective signals to reduce uncertainty and attract investments.

However, the relationship between updates and campaign success is not straightforward. While moderate updates can enhance backer confidence and trust, excessive updates



**Citation:** Solodoha, Eliran. 2024. How Much Is Too Much? The Impact of Update Frequency on Crowdfunding Success. *Administrative Sciences* 14: 324. <https://doi.org/10.3390/admsci14120324>

Received: 19 September 2024

Revised: 28 November 2024

Accepted: 28 November 2024

Published: 2 December 2024



**Copyright:** © 2024 by the author. Licensee MDPI, Basel, Switzerland. This article is an open access article distributed under the terms and conditions of the Creative Commons Attribution (CC BY) license (<https://creativecommons.org/licenses/by/4.0/>).

may lead to cognitive overload, diluting the intended impact (Eppler and Mengis 2008; Sun and Wang 2019). Cognitive overload, a condition where individuals are overwhelmed by excessive information, can negatively affect backer engagement, as they struggle to process and prioritize the abundance of details presented (Baron 1998; Jackson and Farzaneh 2012). For instance, Thapa (2020) observed a curvilinear relationship between the number of updates and crowdfunding outcomes, highlighting that beyond an optimal point, additional updates may hinder rather than help.

This study investigates the nonlinear effects of updates on crowdfunding success, proposing that the relationship follows an inverted U-shaped curve. Specifically, I argue that there exists an optimal frequency and content level for updates, beyond which their effectiveness diminishes due to information overload. This framework is grounded in the information-processing perspective, which emphasizes the balance between adequate communication and the cognitive limits of the audience (Baron 1998; Edmunds and Morris 2000). By focusing on update frequency and content, this study builds on the work of Chan et al. (2020), who identified a similar curvilinear relationship in crowdfunding pitch readability and its effect on campaign success.

Drawing on a dataset of 2852 projects from Israel's Headstart platform, the study provides empirical evidence for this curvilinear relationship. By focusing on update frequency and content, I aim to offer actionable insights for entrepreneurs on how to maximize their campaigns' success by strategically managing communication. This approach contributes to the ongoing discourse on effective signaling in crowdfunding and sheds light on the nuanced dynamics of backer engagement. Furthermore, the findings provide practical implications for platform designers, suggesting the need for tools that assist creators in optimizing their update strategies.

## 2. Theory and Hypothesis Development

In his pioneering work on signaling theory, A. M. Spence (1973) emphasized the role of information in decision-making. Decisions are facilitated when comprehensive, objective, and accessible information is available. However, in situations of incomplete or subjective data, observable signals are used to bridge information gaps and support decision-making (A. M. Spence 1973; M. Spence 2002). The adoption of signaling theory, initially formulated by A. M. Spence (1973), is experiencing growing prominence in entrepreneurship research. This theory posits that high-quality projects reveal their concealed quality through observable activities or attributes that are costly and challenging for low-quality projects to emulate. This surge in interest is not unexpected, as signaling theory effectively addresses a fundamental challenge encountered by new ventures: the need to mitigate substantial information disparities for critical stakeholders, including strategic partners, potential customers, and investors (Kleinert et al. 2020; Shafi et al. 2020).

Within the realm of crowdfunding, signaling plays a pivotal role due to the limited opportunities available to backers for comprehensive evaluation of physical product or service information before offering their support. This inherent limitation leads to information imbalances (Wells et al. 2011). Consequently, signals are instrumental in alleviating perceived uncertainty and encouraging backers to support projects. Ahlers et al. (2015) empirically validate the importance of these "effective signals" in assisting investors in navigating the uncertainties inherent in crowdfunding. Project founders strategically employ signals to convey project quality and establish founder credibility, as observed by Mollick (2014). These signals serve to inspire confidence and assuage any reservations potential backers may have, facilitating crowdfunding support. However, Deng et al. (2022), in their comprehensive literature review on crowdfunding success factors, have shed light on the fact that the relationship between the number of updates and crowdfunding campaign success remains ambiguous.

Table 1 encapsulates varied findings, underscoring the necessity for further research to unravel the intricacies that underlie the multifaceted relationship between the number of updates and the success of crowdfunding campaigns. On one hand, a moderate number

of updates can enhance backers' engagement and understanding without imposing an excessive cognitive burden. This could explain the positive correlation between the number of updates and campaign success observed in numerous studies. In fact, some studies have argued that information is crucial for legitimizing crowdfunding campaigns and exerting a positive influence on funding success, as noted by [Fisher et al. \(2017\)](#). On the other hand, an excessive influx of updates has the potential to overwhelm potential backers, resulting in cognitive strain and a diminished ability to make well-informed decisions, as highlighted by [Baron \(1998\)](#). Furthermore, prospective backers are actively seeking and evaluating opportunities as they search for projects to support. Information overload, a condition characterized by an excess of information surpassing an individual's cognitive processing capacity, is particularly prevalent within crowdfunding platforms. This susceptibility arises from the extensive listings of projects featured on these platforms, as articulated by [Eppler and Mengis \(2008\)](#). Consequently, the deluge of information can be overwhelming for potential backers ([Jackson and Farzaneh 2012](#)). Furthermore, an abundance of information has the potential to result in messages that are both unclear and tangled ([Edmunds and Morris 2000](#)).

**Table 1.** A thorough review of research studies exploring the relationship between the number of updates and the success of crowdfunding campaigns.

Crowdfunding Success Factors	Positive Effect	Negative Effect
Success ratio (funds raised divided by the funding goal)	( <a href="#">De Larrea et al. 2019</a> ; <a href="#">Koch 2016</a> ; <a href="#">Moradi and Badrinarayanan 2021</a> ; <a href="#">Moutinho and Leite 2013</a> ; <a href="#">Tafesse 2021</a> ; <a href="#">Usman et al. 2020</a> ; <a href="#">Wang et al. 2020, 2021</a> ).	( <a href="#">Cappa et al. 2021</a> ; <a href="#">Cordova et al. 2015</a> ; <a href="#">Usman et al. 2020</a> ).
Funds raised (the total amount pledged at the end of the project)	( <a href="#">Evers et al. 2012</a> ; <a href="#">Usman et al. 2020</a> ; <a href="#">Wang et al. 2020, 2021</a> ; <a href="#">Zhao and Vinig 2020</a> ).	( <a href="#">Bukhari et al. 2020</a> ; <a href="#">Kromidha and Robson 2016</a> ; <a href="#">Usman et al. 2020</a> ).
Funding success dummy (yes/no)	( <a href="#">Beier and Wagner 2015</a> ; <a href="#">Bukhari et al. 2020</a> ; <a href="#">Cornelius and Gokpinar 2020</a> ; <a href="#">Courtney et al. 2017</a> ; <a href="#">Hobbs et al. 2016</a> ; <a href="#">Hsieh et al. 2019</a> ; <a href="#">Jin et al. 2020</a> ; <a href="#">Joenssen et al. 2014</a> ; <a href="#">Koch and Siering 2015</a> ; <a href="#">Koh et al. 2020</a> ; <a href="#">Lagazio and Querci 2018</a> ; <a href="#">Mollick 2014</a> ; <a href="#">Müllerleile and Joenssen 2015</a> ; <a href="#">Thies et al. 2016</a> ; <a href="#">Ullah and Zhou 2020</a> ; <a href="#">Wang et al. 2020, 2021</a> ; <a href="#">Zhao and Vinig 2020</a> ).	( <a href="#">Cordova et al. 2015</a> ; <a href="#">Wang et al. 2018</a> ; <a href="#">Zhao and Vinig 2020</a> ).
Number of backers	( <a href="#">Kuppuswamy and Bayus 2017</a> ; <a href="#">Tafesse 2021</a> ; <a href="#">Wang et al. 2020, 2021</a> ).	( <a href="#">Wessel et al. 2016</a> ).

These findings are consistent with the conclusions emphasized by [Deng et al. \(2022\)](#), which have pointed out negative correlations between the frequency of updates and campaign success in some studies. It is important to note that there has been limited exploration of information overload within the crowdfunding context. In any crowdfunding platform, potential backers are confronted with a plethora of project options, rendering it vulnerable to information overload. Furthermore, as the volume of information increases, each project's share of attention diminishes ([Shepherd et al. 2017](#); [Sun and Wang 2019](#)). Consequently, it can be formally stated as follows:

**Hypothesis 1.** *A nonlinear, inverted U-shaped association between the number of updates and the success of crowdfunding campaigns.*

**Hypothesis 2.** *A nonlinear, inverted U-shaped association between the number of words per update and the success of crowdfunding campaigns.*

### 3. Sample and Model Specification

Employing a customized software tool, I collected data from Headstart<sup>1</sup>, which is Israel's pioneering and largest reward-based crowdfunding platform, inaugurated in 2011. Throughout its trajectory until 2023, this platform has amassed over NIS 400 million in support from a cohort exceeding 1,908,500 backers. Similar to Kickstarter, Headstart operates under an “all-or-nothing” paradigm, wherein the undertaken funds are only collected if the campaign attains its predefined goal. The data I gathered included projects that were active from 2011 up to July 2023.

The dataset initially consisted of 2922 projects on the Headstart platform, spanning the years 2011 to July 2023. Of these, 70 projects (2.4%) that did not meet their funding targets were excluded from the analysis. Consequently, the final dataset includes 2852 projects, with an average of approximately 219 projects launched annually.

I use the success ratio, which refers to the funds raised divided by the funding goal (I didn't utilize the failure measure or binary success variables because only 2.4% of projects failed to reach their target amount).

In this study, the independent variable under consideration is the number of updates. Entrepreneurs are encouraged to post “Updates” about their project during and after the fundraising phase. These updates function as a way for project founders to interact with both current and potential supporters, offering them updates on the project's progress and developments. The dataset on updates contains information regarding the quantity of these updates. Furthermore, I also incorporate the number of words per update for each project. This addition is intended to provide an understanding of the level of information that project developers communicate to potential supporters in each update.

In line with established research practices and drawing upon prior studies (e.g., Ahlers et al. 2015; Butticiè et al. 2017), I have included many control variables in my analysis to ensure a thorough examination of the research framework. These control variables encompass various facets of project and entrepreneur characteristics, enhancing the robustness of the analysis. The number of men entrepreneurs variable quantifies the presence of men entrepreneurs actively participating in the project, while the number of women entrepreneurs variable similarly quantifies the participation of women entrepreneurs. The prior entrepreneurial experience variable signifies whether the project founders possess prior experience in entrepreneurship, providing insights into the entrepreneurial background of the individuals involved. The video variable, represented as a binary indicator, assumes a value of 1 when the entrepreneur presents a project video and 0 when they do not. This variable provides insight into the utilization of multimedia for project promotion. The number of gift options variable quantifies the range of choices available for receiving material gifts within the project, providing an understanding of the incentives offered to potential backers. Geographic location employs dummy variables to represent the project's headquarters location, including categories such as south, north, center, Jerusalem and its surroundings (all within Israel), and abroad. Categories comprises a set of dummy variables utilized to control for fixed effects related to project types, encompassing a range of domains such as small businesses, technology, apps and internet, community, art, music, food, games, and sport. The founding year dummy variable is employed to indicate the year when the project was initially introduced on the platform. These control variables are deliberately incorporated to account for potential confounding factors, and to enhance the overall comprehension of the relationships among the variables within the research framework. To examine the relationship between the number of updates and crowdfunding campaign success, I employ an ordinary least squares (OLS) regression model. The equation is specified as follows:

$$y_i = \beta_0 + \beta_1 \text{Number of updates} + \beta_2 \text{Number of updates}^2 + \sum_{k=2}^K \beta_k D_{ik-1} + \varepsilon_i$$

where:  $y_i$  represents the dependent variable, which is the success ratio of the campaign, calculated as the ratio of funds raised to the funding goal. An alternative dependent variable,  $\ln(\text{funds raised})$ , is used in robustness checks to account for scaling effects.  $\beta_0$  is the intercept term, representing the expected value of  $y_i$ .  $\beta_1 \text{Number of updates}$  is the coefficient capturing the linear relationship between the number of updates and the campaign success ratio.  $\beta_2 \text{Number of updates}^2$  is the quadratic term, which captures the nonlinear relationship. This term allows for testing an inverted U-shaped effect, where success increases with updates to an optimal point and then declines due to diminishing returns (e.g., information overload).  $\sum_{k=2}^K \beta_k D_{ik-1}$  represents the summation of control variables  $D_{ik-1}$ , which account for project-specific characteristics such as campaign type, geographic location, and the presence of a video. These controls help isolate the effect of updates on campaign success.  $\varepsilon_i$  is the error term, representing the variation in  $y_i$  not explained by the included predictors. The subscript  $i$  indicates that the analysis is conducted at the project level.

## 4. Data Analysis and Findings

### 4.1. Descriptive Statistics

Table 2 showcases the correlation matrix for the key variables under investigation. Table 2 specifically highlights a statistically significant positive correlation between the number of updates and both the share of the supported amount percentage and  $\ln(\text{funds raised})$  ( $B = 0.205$ ;  $B = 0.228$ ,  $p < 0.001$ , respectively). The data cover a total of 2006 men entrepreneurs and 2326 women entrepreneurs. Furthermore, about 23% of the projects are led by entrepreneurs with prior entrepreneurial experience, indicating individuals who have participated in crowdfunding endeavors through a crowdfunding platform at least once.

**Table 2.** A matrix displaying the correlations between the primary variables of the study.

	M	SD	1	2	3	4	5	6	7	8	9
1. Supported amount percentage	1.050	0.493	1								
2. $\ln(\text{funds raised})$	10.628	0.887	0.322 **	1							
3. Number of updates	6.683	5.17	0.205 **	0.228 **	1						
4. Number of words per update	26.189	22.981	0.137 **	0.094 **	−0.294 **	1					
5. Men entrepreneurs	0.703	0.847	−0.004	0.054 *	−0.031	0.029	1				
6. Women entrepreneurs	0.815	0.570	−0.011	−0.100 **	−0.014	−0.001	−0.357 **	1			
7. Prior entrepreneurship experience	0.213	0.410	−0.122 **	−0.241 **	−0.042 *	−0.095 **	0.307 **	0.012	1		
8. Video	0.740	0.438	0.069 **	0.101 **	0.128	−0.009	−0.046 *	0.018	−0.056 *	1	
9. Number of gift options	16.333	13.014	0.014	0.278 **	0.200 **	0.082 **	0.009	0.029	−0.071 **	0.162 **	1

\*\*  $p < 0.001$ , \*  $p < 0.05$ .

Roughly 74% of the entries include a video presenting the project details.

### 4.2. Regression Estimation Results

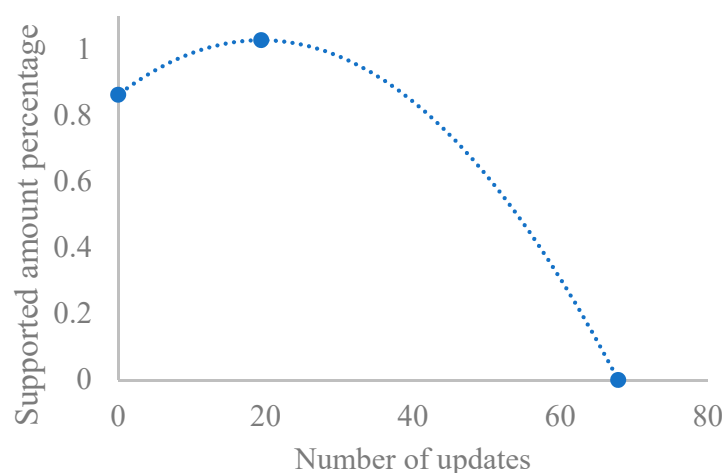
Table 3 presents the findings derived from the estimations conducted in the regression analysis. In Model 1, it becomes evident that the quantity of updates holds a positive and statistically significant correlation with the share of the supported amount percentage. ( $B = 0.017$ ,  $p = 0.000$ ) and that the square of the update frequency indicates a significant positive correlation with percentage of the supported amount. ( $B = -4.75 \times 10^{-4}$ ,  $p = 0.005$ ), in support of Hypothesis 1. In Model 2, it is evident that the number of words is positively and significantly linked to the share of the supported amount percentage ( $B = 0.002$ ,  $p = 0.001$ ) and shows a positive and significant association between the squared number of updates and the share of the supported amount percentage ( $B = -1.33 \times 10^{-5}$ ,  $p = 0.025$ ), in support of Hypothesis 2. Model 3 includes both the number of updates and the number of



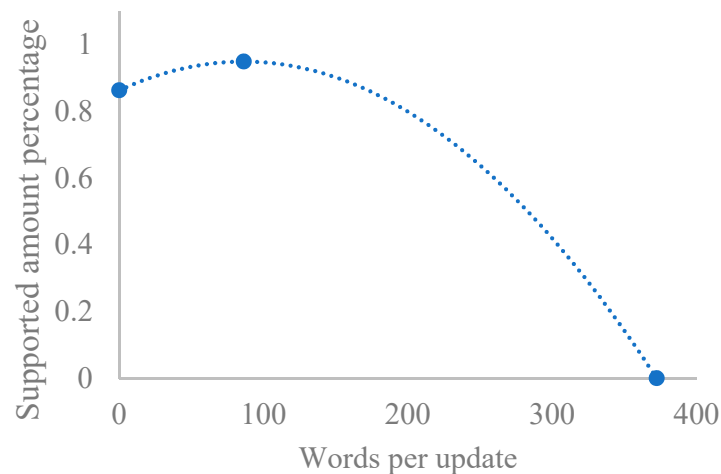
words. The findings demonstrate similar results observed in Model 1 and Model 2. Figure 1 graphically shows the number of updates and supported amount percentage inverted U-shaped relationship. Specifically, Figure 1 indicates that the number of updates is 19.41, where the supported amount percentage is at its highest (1.03). For clarification, the near-zero success rate observed for campaigns exceeding 60 updates should not be interpreted as definitive failure. Rather, it suggests that campaigns with an exceptionally high number of updates may encounter difficulties in sustaining backer interest and support, possibly due to information overload and reduced engagement. Figure 2 graphically shows the average words per update and the percentage of the amount invested in the inverted U-shaped relationship. Specifically, Figure 2 indicates that the number of words per update is 86.21, where the supported amount percentage is at its highest (0.95).

**Table 3.** The effect of the number of updates and the number of words per update on the supported amount percentage.

Dependent Variable: Supported Amount Percentage	Model 1			Model 2			Model 2		
	B	SE	p	B	SE	p	B	SE	p
Number of updates	0.017	0.004	0.000	0.007	0.001	0.000	0.017	0.004	0.000
Number of updates <sup>2</sup>	$-4.75 \times 10^{-4}$	$-1.68 \times 10^{-4}$	0.005				$-4.38 \times 10^{-4}$	$1.69 \times 10^{-4}$	0.010
Number of words per update	0.001	0.001	0.008	0.002	0.001	0.001	0.002	$7.93 \times 10^{-4}$	0.003
Number of words per update <sup>2</sup>				$-1.33 \times 10^{-5}$	$-5.95 \times 10^{-6}$	0.025	$-1.16 \times 10^{-5}$	$5.98 \times 10^{-6}$	0.050
Mmen entrepreneurs	0.013	0.010	0.215	0.012	0.010	0.254	0.012	0.010	0.251
Women entrepreneurs	-0.024	0.015	0.113	-0.024	0.015	0.107	-0.025	0.015	0.103
Prior entrepreneurship experience	0.004	0.022	0.841	-0.004	0.022	0.848	-0.002	0.022	0.899
Video	-0.001	0.020	0.973	0.002	0.020	0.914	0.002	0.020	0.990
Number of gift options	0.001	0.001	0.895	0.001	0.001	0.765	0.001	0.001	0.982
Geographic location									
Abroad									
North	0.039	0.053	0.455	0.047	0.053	0.370	0.040	0.053	0.450
South	0.021	0.058	0.708	0.032	0.058	0.580	0.025	0.058	0.64
Center dummy	0.047	0.050	0.344	0.053	0.050	0.290	0.046	0.050	0.352
Jerusalem and surrounding	0.027	0.052	0.591	0.034	0.052	0.506	0.027	0.052	0.591
Categories (fixed effect)									
Founding year (fixed effect)									
Constant	0.894	0.332	0.007	0.279	0.333	0.008	0.863	0.332	0.010
n		2582			2582			2582	
R <sup>2</sup>		0.129			0.128			0.129	



**Figure 1.** A curvilinear, inverted U-shaped correlation between updates and supported amount percentage.



**Figure 2.** A curvilinear, inverted U-shaped correlation between words per update and supported amount percentage.

#### 4.3. Robustness Check

First, I replaced the dependent variable percentage of the amount supported with the Ln (funds raised). Given the necessity of upholding the normality assumption for linear regression, I executed a logarithmic transformation on the funds raised for each campaign while I controlled the *Target amount* (is the sum sought by the project's creator represents the financial objective or funding target established to effectively execute the project.). Table 3 displays the outcomes of the conducted regression analysis. Table 4, Model 3, shows a positive and statistically significant relationship between the number of updates and the share of the supported amount percentage ( $B = 0.043$ ,  $p = 0.000$ ). Additionally, the analysis indicates that the squared number of updates is positively and significantly linked to the share of the supported amount percentage ( $B = -0.001$ ,  $p = 0.000$ ). In Model 5, it is evident that the number of words is positively and significantly correlated with the share of the supported amount percentage ( $B = 0.007$ ,  $p = 0.001$ ). Furthermore, the analysis demonstrates that the squared number of updates is positively and significantly associated with the share of the supported amount percentage ( $B = -3.59 \times 10^{-4}$ ,  $p = 0.000$ ). Model 6 includes both the number of updates and the number of words. The findings demonstrate similar results observed in Model 4 and Model 5. Figure 3 graphically shows the number of updates and supported amount percentage inverted U-shaped relationship. Specifically, Figure 3 indicates that the number of updates is 21.00, where the supported amount percentage is (10.11). Figure 4 graphically shows the average words per update and the percentage of the amount invested in the inverted U-shaped relationship. Specifically, Figure 4 indicates that the number of words per update is 109.03, where the supported amount percentage is at its highest (10.05).

To ensure the robustness of the findings, a nonlinear regression model was employed to investigate the hypothesized inverted U-shaped relationship between the number of updates and crowdfunding campaign success, measured as the percentage of funding raised. Nonlinear regression is particularly suited for capturing complex dynamics, allowing for the examination of diminishing returns or overload effects (Greene 2000). Based on previous studies, this model enables the identification of a peak point where updates optimize campaign performance before their effectiveness declines (Wooldridge 2010; Yang et al. 2019). The results remain consistent: the linear term for the number of updates shows a statistically significant positive effect ( $B = 0.017$ ,  $p = 0.000$ ), while the squared term demonstrates a statistically significant negative effect ( $B = -0.001$ ,  $p = 0.002$ ). These results confirm the inverted U-shaped relationship, where updates initially enhance campaign outcomes but lose their effectiveness beyond an optimal point due to information overload (Eppler and Mengis 2008). The robustness checks also support the explanatory power of the model, which accounts for 14.1% of the variance in the success ratio ( $R^2 = 0.141$ ) and

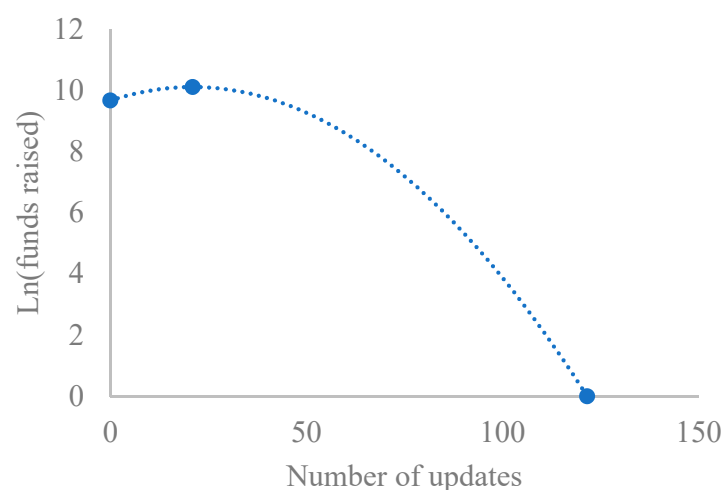


achieves an adjusted  $R^2$  of 0.131. These findings are consistent with prior studies employing nonlinear regressions to explore complex relationships in digital platforms and fundraising contexts (Mollick 2014; Koch and Siering 2015). The results underscore the reliability and validity of the analysis, highlighting the importance of strategically managing updates to maximize the effectiveness of crowdfunding campaigns.

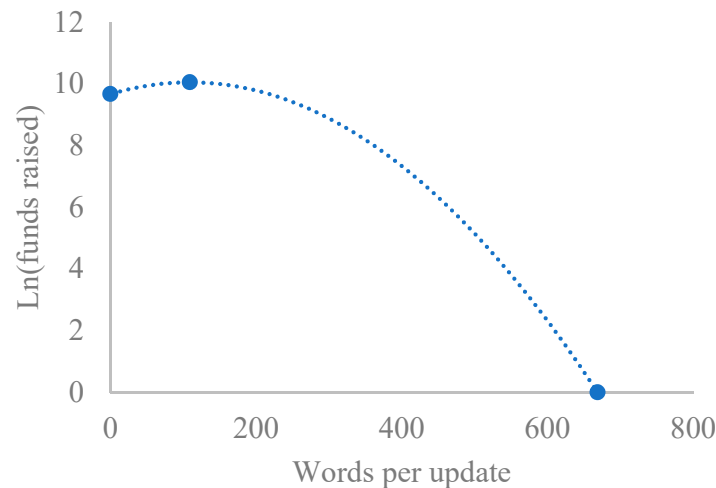
**Table 4.** The effect of the number of updates and the number of words per update on the Ln (funds raised).

Dependent Variable: Ln (Funds Raised)				Model 4			Model 5			Model 6		
				B	SE	p	B	SE	p	B	SE	p
Number of updates				0.043	0.005	0.000	0.021	0.002	0.000	0.042	0.004	0.000
Number of updates <sup>2</sup>				−0.001	0.001	0.000				−0.001	0.001	0.000
Number of words per update				0.003	0.001	0.000	0.007	0.001	0.000	0.007	0.001	0.000
Number of words per update <sup>2</sup>							$−3.59 \times 10^{-4}$	$−3.59 \times 10^{-4}$	0.000	$−3.21 \times 10^{-5}$	$7.39 \times 10^{-6}$	0.000
Target amount				−0.001	0.001	0.000	−0.001	0.001	0.000	−0.001	0.001	0.000
Men entrepreneurs				0.012	0.013	0.344	0.009	0.013	0.470	0.009	0.013	0.455
Women entrepreneurs				−0.025	0.019	0.192	−0.026	0.019	0.171	−0.026	0.019	0.160
Prior entrepreneurship experience				0.092	0.027	0.000	−0.291	0.027	0.000	−0.288	0.027	0.000
Video				0.080	0.025	0.002	0.087	0.025	0.001	0.083	0.025	0.001
Number of gift options				0.001	0.001	0.533	0.001	0.001	0.414	0.001	0.001	0.695
Geographic location	Abroad											
	North			−0.021	0.065	0.740	−0.004	0.065	0.948	−0.02	0.065	0.754
	South			0.033	0.071	0.640	0.058	0.071	0.416	0.043	0.071	0.547
	Center			0.007	0.062	0.911	0.004	0.062	0.938	−0.009	0.062	0.880
Jerusalem and surrounding				−0.079	0.064	0.218	−0.064	0.064	0.351	−0.079	0.064	0.217
Categories (fixed effect)					included			included			included	
Founding year (fixed effect)					included			included			included	
Constant				9.754	0.412	0.000	9.701	0.412	0.000	9.668	0.411	0.000
n					2852			2852			2852	
Adj R <sup>2</sup>					0.587			0.570			0.590	

Note: The Headstart platform allows a maximum campaign duration of 90 days, with most projects adhering to this limit. Consequently, project duration was not included in the regression model due to limited variability.



**Figure 3.** A curvilinear, inverted U-shaped correlation between updates and Ln (funds raised).



**Figure 4.** A curvilinear, inverted U-shaped correlation between words per update and Ln (funds raised).

To confirm the interpretation of the findings, I followed [Lind and Mehlum's \(2010\)](#) approach and employed a U test. This test enables the statistical confirmation of the presence of hump-shaped relationships, as exemplified in Tables 1 and 2. The U test was specifically utilized to evaluate the two potential inverted U-shaped relationships proposed in this study, thereby offering support for the findings presented in Tables 3 and 4. In particular, according to the results presented in Model 7A in Table 5, the turning point for the “number of updates” variable is determined to be 19.520. The U test was employed in this study to assess the two potential inverted U-shaped relationships proposed, thereby reinforcing the results showcased in Tables 3 and 4. Similarly, a turning point for the “number of updates” is observed in the case of the dependent variable “Ln (funds raised),” with a value of 22.235, as shown in Model 8A in Table 5. Likewise, based on the outcomes highlighted in Model 7B in Table 5, the turning point for the “average words per update” variable is calculated to be 103.201. This indicates that the percentage of the supported amount can be optimized at this particular point. This suggests that the percentage of the supported amount can be maximized at this specific juncture. A comparable turning point for the “average words per update” is identified when the dependent variable is “Ln (funds raised)” with a value of 114.600, as indicated in Model 8B in Table 5.

**Table 5.** Test results for model’s non-linearity.

	Supported Amount Percentage				Ln (Funds Raised)			
	Model 7A		Model 7B		Model 8A		Model 8B	
	Number of updates		Average words to update		Number of updates		Average words to update	
Bounds	Lower bound	Upper bound	Lower bound	Upper bound	Lower bound	Upper bound	Lower bound	Upper bound
Interval	0	44	0	244	0	44	0	244
Slope	0.017	−0.021	0.002	−0.003	0.042	−0.041	0.007	−0.008
t-value	4.116	−2.982	2.868	−2.273	7.762	−3.193	6.455	−2.519
$p >  t $	0.000	0.001	0.002	0.0115	0.000	0.000	0.000	0.005
Extremum point:	19.520		103.201		22.235		114.600	
Overall test of:	Inverted U-shape		Inverted U-shape		Inverted U-shape		Inverted U-shape	
T value	2.98		2.27		3.19		2.52	
$p > T$	0.001		0.011		0.000		0.006	

## 5. Discussion

The findings of this study confirm the inverted U-shaped relationship between update frequency and crowdfunding campaign success, as supported by prior research on signaling theory and information overload ([Thapa 2020](#); [Sun and Wang 2019](#)). These results contribute significantly to the understanding of backer behavior under conditions of

cognitive limitations and offer compelling insights into how updates can serve as effective signals in uncertain contexts (Ahlers et al. 2015; Deng et al. 2022).

### 5.1. Theoretical

From the perspective of signaling theory, this study advances the understanding of the delicate balance between providing accessible information and avoiding cognitive overload (A. M. Spence 1973; M. Spence 2002). The inverted U-shaped relationship highlights the dual role of updates: they act as signals of project commitment and progress while potentially leading to diminishing returns when excessive (Koch and Siering 2015; Jackson and Farzaneh 2012). This finding refines the application of signaling theory in entrepreneurial and crowdfunding contexts, emphasizing the nonlinear nature of information processing (Deng et al. 2022; Tafesse 2021).

The study also enriches the literature on information overload, particularly within entrepreneurial ecosystems. While previous research has documented the adverse effects of excessive communication, this study positions update frequency within broader theoretical frameworks, such as cognitive load theory (Eppler and Mengis 2008; Baron 1998). It demonstrates how backers process incremental information and the thresholds at which it becomes counterproductive (Chan et al. 2020). By linking the findings to the information-processing perspective, this research offers a nuanced view of how entrepreneurs can strategically use updates to maximize their signaling value without overwhelming potential backers (Edmunds and Morris 2000).

### 5.2. Practical Implications

The implications for entrepreneurs are actionable and clear. Campaign creators should aim to optimize the frequency and quality of updates to engage backers effectively without exceeding their cognitive limits (Wang et al. 2020). For instance, maintaining a moderate frequency of updates—rich in content but concise—can foster trust, sustain engagement, and encourage contributions (Courtney et al. 2017; Mollick 2014). Entrepreneurs can also experiment with using analytics to assess backer responses to update frequency and content (Tafesse 2021; Wang et al. 2021).

For crowdfunding platforms, the findings suggest a need to design tools that support creators in managing their communication strategies. These tools could include features like predictive analytics, which recommend optimal update frequencies based on campaign characteristics and backer engagement metrics (Hornuf and Schvienbacher 2018; Wells et al. 2011). Platforms might also consider introducing guidelines or templates for updates to help project founders align their communication with backer preferences (Deng et al. 2022).

Backers themselves can benefit from the improved communication practices suggested by this study. Streamlined and strategically timed updates can enhance the backer experience, reducing decision fatigue and increasing satisfaction with the funding process (Shneor and Vik 2020).

### 5.3. Limitations and Future Research

Despite these contributions, the study has limitations that warrant further exploration. First, the dataset is drawn from a single reward-based crowdfunding platform, Headstart, and is focused on the Israeli context. Cultural and regional differences may influence the applicability of these findings to other crowdfunding ecosystems, such as equity-based platforms or international audiences (Usman et al. 2020; Zhao and Vinig 2020). Future research should investigate whether similar patterns exist across various platforms and campaign types (Kromidha and Robson 2016; Cappa et al. 2021).

Additionally, the study does not extensively explore the impact of update content, tone, or timing. Understanding how these factors interact with frequency to shape backer perceptions would provide deeper insights into effective communication strategies (Lagazio and Querci 2018). Longitudinal studies could also examine how backers' engagement evolves

over the lifecycle of a campaign, shedding light on the temporal aspects of communication (Kuppuswamy and Bayus 2017).

## 6. Conclusions

This study provides a robust theoretical and empirical foundation for understanding the role of updates in crowdfunding success. By demonstrating the nonlinear relationship between update frequency and campaign outcomes, it highlights the importance of strategic communication management. The findings offer actionable insights for entrepreneurs, platform designers, and backers, fostering a more effective and satisfying crowdfunding ecosystem.

**Funding:** This research received no external funding.

**Institutional Review Board Statement:** Not applicable.

**Informed Consent Statement:** Not applicable.

**Data Availability Statement:** The datasets presented in this article are not readily available because the data are part of an ongoing study. Requests to access the datasets should be directed to solodoha10@gmail.com.

**Conflicts of Interest:** The author declares no conflict of interest.

## Note

<sup>1</sup> [www.headstart.co.il](http://www.headstart.co.il) (accessed on 27 November 2024).

## References

- Ahlers, Gerrit. K.C., Douglas Cumming, Christina Günther, and Denis Schweizer. 2015. Signaling in equity crowdfunding. *Entrepreneurship Theory and Practice* 39: 955–80. [\[CrossRef\]](#)
- Baron, Robert A. 1998. Cognitive mechanisms in entrepreneurship: Why and when entrepreneurs think differently than other people. *Journal of Business Venturing* 13: 275–94. [\[CrossRef\]](#)
- Beier, Michael, and Kerstin Wagner. 2015. Crowdfunding Success: A Perspective from Social Media and E-Commerce. Paper presented at ICIS 2015, Fort Worth, TX, USA, December 13–16.
- Bukhari, Farasat Ali Shah, Sardar Muhammad Usman, Muhammad Usman, and Khalid Hussain. 2020. The effects of creator credibility and backer endorsement in donation crowdfunding campaigns success. *Baltic Journal of Management* 15: 215–35. [\[CrossRef\]](#)
- Butticè, Vincenzo, Massimo G. Colombo, and Mike Wright. 2017. Serial crowdfunding, social capital, and project success. *Entrepreneurship Theory and Practice* 41: 183–207. [\[CrossRef\]](#)
- Cappa, Francesco, Michele Pinelli, Riccardo Maiolini, and Maria Isabella Leone. 2021. “Pledge” me your ears! The role of narratives and narrator experience in explaining crowdfunding success. *Small Business Economics* 57: 953–73. [\[CrossRef\]](#)
- Chan, C.S. Richard, Haemin Dennis Park, Julie Y. Huang, and Annaleena Parhankangas. 2020. Less is more? Evidence for a curvilinear relationship between readability and screening evaluations across pitch competition and crowdfunding contexts. *Journal of Business Venturing Insights* 14: e00176. [\[CrossRef\]](#)
- Cordova, Alessandro, Johanna Dolci, and Gianfranco Gianfrate. 2015. The determinants of crowdfunding success: Evidence from technology projects. *Procedia-Social and Behavioral Sciences* 181: 115–24. [\[CrossRef\]](#)
- Cornelius, Philipp B., and Bilal Gokpinar. 2020. The role of customer investor involvement in crowdfunding success. *Management Science* 66: 452–72. [\[CrossRef\]](#)
- Courtney, Christopher, Supradeep Dutta, and Yong Li. 2017. Resolving information asymmetry: Signaling, endorsement, and crowdfunding success. *Entrepreneurship Theory and Practice* 41: 265–90. [\[CrossRef\]](#)
- De Larrea, Gabriela Lelo, Mehmet Altin, and Dipendra Singh. 2019. Determinants of success of restaurant crowdfunding. *International Journal of Hospitality Management* 78: 150–58. [\[CrossRef\]](#)
- Deng, Lingfei, Qiang Ye, DaPeng Xu, Wenjun Sun, and Guangxin Jiang. 2022. A literature review and integrated framework for the determinants of crowdfunding success. *Financial Innovation* 8: 41. [\[CrossRef\]](#)
- Edmunds, Angela, and Anne Morris. 2000. The problem of information overload in business organisations: A review of the literature. *International Journal of Information Management* 20: 17–28. [\[CrossRef\]](#)
- Elitzur, Ramy, and Eliran Solodoha. 2021. Does gender matter? Evidence from crowdfunding. *Journal of Business Venturing Insights* 16: e00268. [\[CrossRef\]](#)
- Eppler, Martin J., and Jeanne Mengis. 2008. The Concept of Information Overload-A Review of Literature from Organization Science, Accounting, Marketing, MIS, and Related Disciplines (2004) The Information Society: An International Journal 20 (5), 2004. pp. 1–20. In *Kommunikationsmanagement im Wandel: Beiträge aus 10 Jahren= mcminstitut*. Wiesbaden: Gabler Verlag, pp. 271–305.

- Evers, Mart, Carlos Lourenço, and Paul Beije. 2012. *Main Drivers of Crowdfunding Success: A Conceptual Framework and Empirical Analysis*. Rotterdam: Erasmus Universiteit.
- Fisher, Greg, Donald F. Kuratko, James M. Bloodgood, and Jeffrey S. Hornsby. 2017. Legitimate to whom? The challenge of audience diversity and new venture legitimacy. *Journal of Business Venturing* 32: 52–71. [CrossRef]
- Greene, William H. 2000. *Econometric Analysis*, 4th ed. International edition. Saddle River: Prentice Hall, pp. 201–15.
- Hobbs, Jake, Georgiana Grigore, and Mike Molesworth. 2016. Success in the management of crowdfunding projects in the creative industries. *Internet Research* 26: 146–66. [CrossRef]
- Hornuf, Lars, and Armin Schwienbacher. 2018. Market mechanisms and funding dynamics in equity crowdfunding. *Journal of Corporate Finance* 50: 556–74. [CrossRef]
- Hsieh, Hui-Ching, Ying-Che Hsieh, and Thi Huyen Chi Vu. 2019. How social movements influence crowdfunding success. *Pacific-Basin Finance Journal* 53: 308–20. [CrossRef]
- Jackson, Thomas W., and Pourya Farzaneh. 2012. Theory-based model of factors affecting information overload. *International Journal of Information Management* 32: 523–32. [CrossRef]
- Jin, Yong, Chao Ding, Yang Duan, and Hsing Kenneth Cheng. 2020. Click to success? Temporal Effects of Facebook Like on Crowdfunding. *Journal of the Association for Information Systems* 21: 6. [CrossRef]
- Joenssen, Dieter, Anne Michaelis, and Thomas Müllerleile. 2014. A Link to New Product Preannouncement: Success Factors in Crowdfunding. Available online: <https://ssrn.com/abstract=2476841> (accessed on 27 November 2024).
- Kleinert, Simon, Christine Volkmann, and Marc Grünhagen. 2020. Third-party signals in equity crowdfunding: The role of prior financing. *Small Business Economics* 54: 341–65. [CrossRef]
- Koch, Jascha-Alexander. 2016. The Phenomenon of Project Overfunding on Online Crowdfunding Platforms—Analyzing the Drivers of Overfunding. Available online: [https://aisel.aisnet.org/ecis2016\\_rp/85](https://aisel.aisnet.org/ecis2016_rp/85) (accessed on 27 November 2024).
- Koch, Jascha-Alexander, and Michael Siering. 2015. Crowdfunding Success Factors: The Characteristics of Successfully Funded Projects on Crowdfunding Platforms. Available online: [https://papers.ssrn.com/sol3/papers.cfm?abstract\\_id=2808424](https://papers.ssrn.com/sol3/papers.cfm?abstract_id=2808424) (accessed on 27 November 2024).
- Koh, Yoon, Minwoo Lee, Jaewook Kim, and Yun Yang. 2020. Successful restaurant crowdfunding: The role of linguistic style. *International Journal of Contemporary Hospitality Management* 32: 3051–66. [CrossRef]
- Kromidha, Endrit, and Paul Robson. 2016. Social identity and signalling success factors in online crowdfunding. *Entrepreneurship & Regional Development* 28: 605–29.
- Kuppuswamy, Venkat, and Barry L. Bayus. 2017. Does my contribution to your crowdfunding project matter? *Journal of Business Venturing* 32: 72–89. [CrossRef]
- Lagazio, Corrado, and Francesca Querci. 2018. Exploring the multi-sided nature of crowdfunding campaign success. *Journal of Business Research* 90: 318–24. [CrossRef]
- Lind, Jo Thori, and Halvor Mehlum. 2010. With or without U? The appropriate test for a U-shaped relationship. *Oxford Bulletin of Economics and Statistics* 72: 109–18. [CrossRef]
- Mollick, Ethan. 2014. The dynamics of crowdfunding: An exploratory study. *Journal of Business Venturing* 29: 1–16. [CrossRef]
- Moradi, Masoud, and Vishag Badrinarayanan. 2021. The effects of brand prominence and narrative features on crowdfunding success for entrepreneurial aftermarket enterprises. *Journal of Business Research* 124: 286–98. [CrossRef]
- Moutinho, Nuno, and Pedro M. Leite. 2013. Critical success factors in crowdfunding: The case of Kickstarter. *Cad. do Merc. De. Valores Mobilia rios* 45: 8–32.
- Müllerleile, Thomas, and Dieter William Joenssen. 2015. Key success-determinants of crowdfunded projects: An exploratory analysis. In *Data Science, Learning by Latent Structures, and Knowledge Discovery*. Berlin and Heidelberg: Springer, pp. 271–81.
- Shafi, Kourosh, Ali Mohammadi, and Sofia A. Johan. 2020. Investment ties gone awry. *Academy of Management Journal* 63: 295–327. [CrossRef]
- Shepherd, Dean A., Jeffery S. McMullen, and William Ocasio. 2017. Is that an opportunity? An attention model of top managers' opportunity beliefs for strategic action. *Strategic Management Journal* 38: 626–44. [CrossRef]
- Shneor, Rotem, and Amy Ann Vik. 2020. Crowdfunding success: A systematic literature review 2010–2017. *Baltic Journal of Management* 15: 149–82. [CrossRef]
- Solodoha, Eliran, and Reut Blaywais. 2023. Do updates matter? A comparison between rewards-based and donation-based crowdfunding platforms. *Journal of General Management*, 03063070231205634. [CrossRef]
- Spence, A. Michael. 1973. Time and communication in economic and social interaction. *The Quarterly Journal of Economics* 87: 651–60. [CrossRef]
- Spence, Michael. 2002. Signaling in retrospect and the informational structure of markets. *American Economic Review* 92: 434–59. [CrossRef]
- Sun, Man, and Tianyu Wang. 2019. Research on psychological reading fatigue of intermediate and advanced chinese learners. Paper presented at 2019 9th International Conference on Education and Management (ICEM 2019), Penang, Malaysia, July 30–31; pp. 491–96.
- Tafesse, Wondwesen. 2021. Communicating crowdfunding campaigns: How message strategy, vivid media use and product type influence campaign success. *Journal of Business Research* 127: 252–63. [CrossRef]

- Thapa, Nischal. 2020. Being cognizant of the amount of information: Curvilinear relationship between total-information and funding-success of crowdfunding campaigns. *Journal of Business Venturing Insights* 14: e00195. [\[CrossRef\]](#)
- Thies, Ferdinand, Michael Wessel, Jan Rudolph, and Alexander Benlian. 2016. Personality Matters: How Signaling Personality Traits can Influence the Adoption and diffusion of Crowdfunding Campaigns. Paper presented at Twenty-Fourth European Conference on Information Systems (ECIS), İstanbul, Turkey, June 12–15.
- Ullah, Saif, and Yulin Zhou. 2020. Gender, anonymity and team: What determines crowdfunding success on Kickstarter. *Journal of Risk and Financial Management* 13: 80. [\[CrossRef\]](#)
- Usman, Sardar Muhammad, Farasat Ali Shah Bukhari, Huiwei You, Daniel Badulescu, and Darie Gavrilut. 2020. The effect and impact of signals on investing decisions in reward-based crowdfunding: A comparative study of China and the United Kingdom. *Journal of Risk and Financial Management* 13: 325. [\[CrossRef\]](#)
- Wang, Nianxin, Qingxiang Li, Huigang Liang, Taofeng Ye, and Shilun Ge. 2018. Understanding the importance of interaction between creators and backers in crowdfunding success. *Electronic Commerce Research and Applications* 27: 106–17. [\[CrossRef\]](#)
- Wang, Wei, Ling He, Yenchun Jim Wu, and Mark Goh. 2021. Signaling persuasion in crowdfunding entrepreneurial narratives: The subjectivity vs objectivity debate. *Computers in Human Behavior* 114: 106576. [\[CrossRef\]](#)
- Wang, Wei, Wei Chen, Kevin Zhu, and Hongwei Wang. 2020. Emphasizing the entrepreneur or the idea? The impact of text content emphasis on investment decisions in crowdfunding. *Decision Support Systems* 136: 113341. [\[CrossRef\]](#)
- Wells, John D., Joseph S. Valacich, and Traci J. Hess. 2011. What signal are you sending? How website quality influences perceptions of product quality and purchase intentions. *MIS Quarterly* 35: 373–96. [\[CrossRef\]](#)
- Wessel, Michael, Ferdinand Thies, and Alexander Benlian. 2016. The emergence and effects of fake social information: Evidence from crowdfunding. *Decision Support Systems* 90: 75–85. [\[CrossRef\]](#)
- Wooldridge, Jeffrey M. 2010. *Econometric Analysis of Cross Section and Panel Data*. Cambridge, MA: MIT Press.
- Yang, Jinbi, Libo Liu, and Chunxiao Yin. 2019. A non-liner decision model for green crowdfunding project success: Evidence from China. *International Journal of Environmental Research and Public Health* 16: 187. [\[CrossRef\]](#)
- Zhao, Liang, and Tsvi Vinig. 2020. Guanxi, trust and reward-based crowdfunding success: A Chinese case. *Chinese Management Studies* 14: 455–72. [\[CrossRef\]](#)

**Disclaimer/Publisher’s Note:** The statements, opinions and data contained in all publications are solely those of the individual author(s) and contributor(s) and not of MDPI and/or the editor(s). MDPI and/or the editor(s) disclaim responsibility for any injury to people or property resulting from any ideas, methods, instructions or products referred to in the content.