

Abdi, Kambiz et al.

## Article

# The effect of knowledge management, organizational culture and organizational learning on innovation in automotive industry

Journal of Business Economics and Management (JBEM)

## Provided in Cooperation with:

Vilnius Gediminas Technical University

*Suggested Citation:* Abdi, Kambiz et al. (2018) : The effect of knowledge management, organizational culture and organizational learning on innovation in automotive industry, Journal of Business Economics and Management (JBEM), ISSN 2029-4433, Vilnius Gediminas Technical University, Vilnius, Vol. 19, Iss. 1, pp. 1-19,  
<https://doi.org/10.3846/jbem.2018.1477>

This Version is available at:

<https://hdl.handle.net/10419/317272>

## Standard-Nutzungsbedingungen:

Die Dokumente auf EconStor dürfen zu eigenen wissenschaftlichen Zwecken und zum Privatgebrauch gespeichert und kopiert werden.

Sie dürfen die Dokumente nicht für öffentliche oder kommerzielle Zwecke vervielfältigen, öffentlich ausstellen, öffentlich zugänglich machen, vertreiben oder anderweitig nutzen.

Sofern die Verfasser die Dokumente unter Open-Content-Lizenzen (insbesondere CC-Lizenzen) zur Verfügung gestellt haben sollten, gelten abweichend von diesen Nutzungsbedingungen die in der dort genannten Lizenz gewährten Nutzungsrechte.

## Terms of use:

*Documents in EconStor may be saved and copied for your personal and scholarly purposes.*

*You are not to copy documents for public or commercial purposes, to exhibit the documents publicly, to make them publicly available on the internet, or to distribute or otherwise use the documents in public.*

*If the documents have been made available under an Open Content Licence (especially Creative Commons Licences), you may exercise further usage rights as specified in the indicated licence.*



<https://creativecommons.org/licenses/by/4.0/>

## THE EFFECT OF KNOWLEDGE MANAGEMENT, ORGANIZATIONAL CULTURE AND ORGANIZATIONAL LEARNING ON INNOVATION IN AUTOMOTIVE INDUSTRY

Kambiz ABDI<sup>1</sup>, Abbas MARDANI<sup>1</sup>, Aslan Amat SENIN<sup>1</sup>, Laura TUPENAITE<sup>2\*</sup>,  
Jurga NAIMAVICIENE<sup>2</sup>, Loreta KANAPECKIENE<sup>2</sup>, Vladislavas KUTUT<sup>2</sup>

<sup>1</sup>*Faculty of Management, Universiti Teknologi Malaysia, 81310 Johor Bahru, Johor*

<sup>2</sup>*Department of Construction Management and Real Estate,  
Vilnius Gediminas Technical University, Saulėtekio al. 11, LT-10223 Vilnius, Lithuania*

Received 03 December 2017; accepted 12 February 2018

**Abstract.** The main objective of this study was to examine the direct and indirect effects of organizational culture, knowledge management and organizational learning on innovation. The study combined knowledge-based view theory (KBV), competitive value framework to develop a new original theoretical framework for investigation of factors that affect innovation. Data was gathered from a survey of 279 companies supplying automobile parts to Iran Khodro Company, an Iranian leading automobile manufacturer. Study discovered that organizational culture and knowledge management influenced organizational innovation. Besides that, organizational learning played a significant role as a mediator in that relationship. However, knowledge management was not considered as a mediator in the relationship between organizational culture and organizational innovation. As a practical contribution, the findings of the study serve as a guideline for policy makers and managers in the formulation of policies and strategies for sustainable innovation. Knowing the effectiveness of the innovation can help the government to make decisions about the continuation of this policy. Moreover, study contributes to firm management in formulation of policies and strategies for sustainability in innovation context. Innovation assists organizations supplying the product or service in the automotive sector to operate innovatively, competitively and profitably.

**Keywords:** organizational culture, knowledge management, organizational learning, organizational innovation, knowledge-based view theory, automotive industry.

**JEL classification:** M14, D2, L2, O3, D83.

### Introduction

In a turbulent economic environment, innovation is considered as a strategic driver to gain competitive advantage, also it increases the sustainability, productivity, economic growth and business competitiveness (Smit, Trigeorgis 2012). Innovation becomes an ongoing process

---

\*Corresponding author. E-mail: [laura.tupenaite@vgtu.lt](mailto:laura.tupenaite@vgtu.lt)

of learning, searching and exploring that result in new products, new techniques, new forms of organizations and eventually new markets (Eveleens 2010). However, the increasing dynamism and turbulence of the environment requires a new look at innovation (Davila *et al.* 2012). Therefore, it is necessary for firms to have capabilities enabling the innovation to be effective. Recently importance of knowledge management (KM) is emphasized. KM is defined as organization, creation, sharing and flow of knowledge within organizations (Lin 2014). Many researchers and practitioners have concluded that KM must facilitate creating new knowledge in order to gain and sustain competitive advantage, thus gaining knowledge successfully in management processes affect organizational innovation (OI) (Kaklauskas, Kanapeckiene 2005). Moreover, Shenbagavalli (2013) notes that KM is an important factor which contributes to gaining of sustained innovation that leads to sustainable competitive advantage. Therefore, knowledge maps (i.e. Ghosh *et al.* 2012; Hoła *et al.* 2015); fuzzy cognitive maps (i.e. Ferreira *et al.* 2017); KM systems and knowledge-based decision support systems (i.e. Tserng *et al.* 2016; Zavadskas *et al.* 2010; Kaklauskas *et al.* 2012, 2013a, 2013b; Ginevičius *et al.* 2011; Kanapeckiene *et al.* 2010) are developed for various industrial problems' solutions.

The researchers posited that organizational culture (OC) is intimately related to KM and its successful implementation is dependent upon the culture and they believed that OC is an essential factor in leading KM to innovation in organizations (Taleghani, Talebian 2013). In the true sense, the previous studies suggest that OC effects innovations by its effect on the KM process. Consequently, there is limited research on the relationship between OC and KM on OI in the industry (Tohidi, Jabbari 2012). Therefore, this study is focusing to close this gap by analysing the case of the Iran Khodro Company.

Organizational learning (OL) has emerged as one of the other capabilities of facing the changes coming from turbulent and dynamic environment (Vieira 2013). The first issue in this study appears referring to theory as it is believed that relation between KM and innovation must be studied along with other factors that contribute to innovation (Andreeva 2009). However, the mechanisms used by past studies still remain unclear and the relationship between KM and OL is not clearly discussed (Liao, Wu 2010). Therefore this study focuses on the new mechanism of testing the relationship among KM, OL, OI and analysis how this relationship can produce better understanding about enterprise innovation process.

The second issue addresses the necessity of considering an indirect relation between culture and innovation. The gap regarding the relation between OC and OI becomes highlighted by referring the relation between OC and OL on one side, and OL and OI on the other side. There are few studies focusing on the relation between OC and learning (Azadi *et al.* 2013). On the other hand, there is some evidence that OL is associated to innovation (Scarborough 2003). Thus a mediating factor can be considered to facilitate the relation between OC on innovation. However, Sanz-Valle *et al.* (2011) disclosed that culture, learning, and innovation have scarcely been examined together in the literature. According to Cameron and Quinn (2011), there are limited studies that have comprehensively and simultaneously examined different processes of KM on relationship between OC and OI. Besides, it is not clear what aspects of OC facilitate or inhibit the KM initiatives or have the greatest impact on organizational success or failure.

This study was performed in Iran because the current situation of the Iran Khodro firms shows that firms need to innovate in order to maintain or increase their competitiveness. In addition due the lack of innovation, the learning mechanism seems to be absent in Iran Khodro (IKCO 2012). Furthermore, it has also been observed that the lack of quality and learning group level on one side, and lack of innovation and KM on the other side have been noticed as a problem during these past years in Iran Khodro Company (Tohidi, Jabbari 2012). In summary, there is still no consensus in the literature on the factors affecting firms' innovation, and how they relate with each other. Studies on antecedents of innovation remain fragmented and inconclusive.

Although research has been carried out to find out the relation among KM, OL, and OI, the variables have not been studied simultaneously (Moustaghfir, Schiuma 2013). Regarding the issue of innovation, there should be studies investigating issues on KM, OL and OI along with each other (Liao, Wu 2010). Few studies concurrently examine the effect of OC on OI directly and through KM. Therefore, the result of the study in line with knowledge-based view (KBV) theory by integrating of the variables in the domain of KM and OI provides a new light to the current body of knowledge about the role of effective utilization of KM on OI. Therefore, the study opened new perspectives into KBV theory as well as internal resources and indicated how the innovative utilization of firm's internal resources in terms of organizational strategy leads to resources management in both the internal and external environments of organizations.

## 1. Development of hypotheses

The literature has acknowledged the importance of organization culture and knowledge management on organizational innovation. Moreover, the literature verified the vital role of knowledge management on organizational innovation. Furthermore, the literature provides clear evidence about role of organizational learning capability and organizational innovation. However, the literature has very limited evidences to highlight theoretically and comprehensively the effect of organizational culture on organizational innovation thorough knowledge management and organizational learning.

Keeping in mind the strong interrelationships between knowledge and innovation, it may be anticipated that the process of innovation can be formed as an end result of the organization's knowledge processes (Andreeva, Kianto 2011). Knowledge creation can be used to identify the process of development of new knowledge, and innovation to refer to the results of the successful application of this new knowledge (Brachos *et al.* 2007). Moreover, better understanding of the effect of KM on different types of innovation needs further study. Therefore, the following hypothesis is developed to investigate comprehensively the impact of KM on OI:

H1: There is a positive relationship between KM and OI.

Generally, literature reckons that OC is needed for innovation which improves innovative behaviors and creativity of the individuals (Lee 2012). Kotter (2008) identified that the optimal culture for organizations pursuing long-term innovation and performance in a dynamic environment is an adaptive, learning culture – a culture that fosters and nurtures innovation.

In literature, OC is deemed as one of the elements that is able to largely inspire innovative behavior amongst organizational members (Valencia *et al.* 2010). Culture's external orientation helped in improving innovation as it gives latest ideas from the market (Božić 2006). In short, according to literature that is mentioned above, it can be hypothesized that:

H2: There is a positive relationship between OC and OI.

According to leading KM researchers (Davenport, Pruzak 2000) there is an indivisible relationship between OC and KM. Eckl (2012) noted that organizations with successful KM programs frequently cited their inherent culture as the crucial factor behind their achievement. Auernhammer and Hall (2014) stated that a culture that encourages knowledge sharing and openness is more conducive to the implementation of KM. Moreover, there is a certain OC with positive values and norms which have a positive effect on different types of KM (Pasher, Ronen 2011). Based on these statements, we conclude that OC affects KM. Thus, the following hypothesis formulated to open a new window about the effect of OC on KM:

H3: There is a positive relationship between OC and KM.

Schein (1996) suggested that OL failures can be affected by absence of communication between the different cultures in organization. Czerniewicz and Brown (2009) found that OC has a positive effect on OL culture and the learning culture systematically improves OL. Azadi *et al.* (2013) suggested that OC is positively related to OL. Despite that, the effect of OC on OL has been considered by researchers, but there are quite a few studies that have been conducted to investigate the effect of different types of OC. Therefore, the following hypothesis is presented for relationship between OC and OL:

H4: There is a positive relationship between OC and OL.

KM can be a transformation tool or organizational change, as it is able to facilitate management in crafting a learning OC (Jennex 2007). Easterby-Smith and Lyles (2003) deem KM to concentrate upon the content, and OL to concentrate upon the process of the knowledge that a firm obtains, produces, handles and eventually utilizes. OL is perceived as a vibrant process on the basis of knowledge, which entails moving amongst the diverse action levels, starting from the personal to the group level and after that to the organizational level and back again. The following hypothesis is for highlighting the effect of KM on OL:

H5: There is a positive relationship between KM and OL.

The learning capabilities of a firm have a critical task in bringing innovations (Lin 2008). Various researches concentrate on one form of innovation, principally process or product innovation, or on one stage of the process of OL. For instance, Sanz-Valle *et al.* (2011) indicated that there is a positive relationship between OI and technical innovation. Few of previous studies have addressed core components of OL on OI. Thus, the following hypothesis was developed to consider the effects:

H6: There is a positive relationship between OL and OI.

Azadi *et al.* (2013) suggested that OC is positively related to OL. Moynihan and Landuyt (2009) suggested that OC could serve as a standard of cognitions or interpretations and therefore would affect the effectiveness of OL. A culture encouraging change is a critical feature to support OL. Especially in competitive environments an organization needs stronger adaptive culture to encourage cooperation and learning by its members (Liao *et al.* 2012). According to Liao and Wu (2010), higher levels of innovativeness in the firm's culture are

associated with greater capacity for innovation to develop competitive advantage. Accordingly, we conclude that OC affect OI through OL, and thus propose the following hypothesis:

H7: The relationship between OC and OI is mediated by OL.

Mueller (2012) argued that the success of KM and the effectiveness of knowledge sharing in organizations are mainly associated with OC. Most programs of KM comprise a strong element of knowledge culture by means of which an OC of knowledge creation and sharing is laid emphasis on (Du Plessis 2007).

However, regardless of the objectives of KM in crafting, sustaining and improving innovation, there is a deficiency of experimental researches that inspected the correlation between innovation and KM (Al-Hakim, Hassan 2013). Thus, KM is positively associated with OL, OI, organizational growth, and competitive advantage. Chang and Lee (2007) conclude that OC had significantly positive effect on KM as well as on OI. Furthermore, KM is also significantly positively associated with OI. Accordingly, we conclude that OC affect OI through KM and propose the following hypothesis:

H8: The relationship between OC and OI is mediated by KM.

KM is closely related to OL initiatives (Darroch 2005). This is because an OL process involves high degree of parallelism and depends on the knowledge base of organization. From literature review, KM affects OL positively. Like a system, an imperative input is KM, a key process is OL, and then a significant output is OI (Liao, Wu 2010). As a final point, it is stated that systems of KM have a unique involvement concerning the development of continuous competitive advantage by means of innovation. Therefore, this study hypothesizes that KM affects OI through OL:

H9: The relationship between KM and OI is mediated by OL.

As discussed and mentioned in several hypotheses, the KBV of organizations are employed as the key theoretical framework in order to forecast and to infer the association

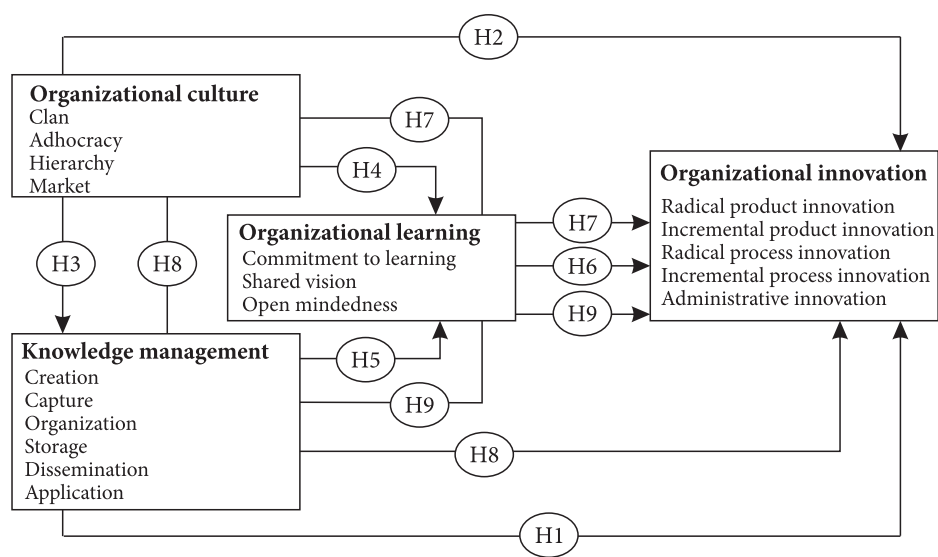


Figure 1. Theoretical framework of the study

between variables. KBV approach of an organization regarded firms as entities that produce, incorporate and disseminate knowledge in order to form greater values. In accordance with this theory, if KM is applied efficiently as an intangible asset in different organizational levels then it leads to various matchless capacities and capabilities which bring greater performance via innovation. Figure 1 illustrates the theoretical framework of the study and hypotheses of this research.

## 2. Research method

In accordance to subject of the study, a survey method has been chosen for this research. The questionnaire has been developed based on literature review and previous empirical evidences that included OC, KM, OL and OI. Thus, a survey by questionnaire was conducted to provide sufficient evidence for the basic relationship of a variable and potential mediating factors.

This study follows probability sampling (PLS) by focusing on stratified random because the targeted population in the study is categorized demographically and the responses of all the groups are required on an equal basis. For the current research, we have used the structured equation modelling (SEM) by SmartPLS software. Therefore, using PLS is best preference for the research as it allows predicting the path relations and also helps to build the theories and validate them with confirmatory factor analysis without prerequisite of sample size and multivariate distribution of data. Finally, PLS-SEM as a second generation multivariate technique is capable of carrying out a simultaneous assessment of the model of measurement (the relationships shared between constructs and their corresponding indicators), and the structural model along with the objective of reducing the error variance (Ringle *et al.* 2005). The full-scale data was collected from September 2014 to March 2015. All constructs are measured with multiple items on a seven-point numerical rating scale.

Companies that supply automobile parts to Iran Khodro Company, an Iranian leading automobile manufacturer, were chosen for this case. Iran Khodro Company is the largest car maker in Iran and the Middle East that was founded in 1962. Regarding units produced, Iran's automobile industry is positioned as one of the top five in the developing countries. Iran Khodro had around 1.3 million units' annual automobile production (in 2008). The data for this study is obtained from auto parts manufacturers from the three branches, namely metallic, electric and polymeric over Iran with 650,000 direct and indirect employers (IKCO 2012). The instruments were distributed to the managers as the respondents of the current study in auto-parts manufacturing sector of Iran. The auto-parts manufacturing sector is one of the main suppliers of Iran Khodro Company because they have a significant impact on the process of Iran Khodro product. Iran Khodro has also integrated vertically in to the higher part of car manufacturing industry value chain. It has established the component manufacturing capability.

In total, there were 850 companies in Iran. For selection of sample size we used the methodology proposed by Krejcie and Morgan (1970). According to this methodology, for 850 respondents, we need 265 samples; therefore, for selection of these 265 samples, we distributed the questionnaires among all companies. In total, 320 questionnaires were received



to obtain the desired number of usable questionnaires. From these 320 questionnaires, 272 questionnaires were usable and in the final round of data collection we additionally received seven usable questionnaires, therefore the final number of questionnaires for further analysis was 279 questionnaires.

The detailed results of the number of questionnaires distributed and the number of usable questionnaires are indicated in Table 1.

Table 1. Rate of response in main survey N = 279

Description	N
Questionnaires received	293
Returned but not usable questionnaires	14
Usable questionnaires	279
Total questionnaires distributed	320

As it is evident from the table, out of total number of N = 279, Metallic sector comprised the highest number of respondents with 42.3% of total response followed by Electric and Polymer sector with 29.7% and 28.0% respectively. In terms of firm size, the highest frequency belongs to small firms with N = 106. This number is followed by medium size firms with N = 90 and large firms N = 83. The last part in profile of respondents belongs to the location of main manufacturing sites of respondents (however, the main office is normally in capital or main cities). There were eight cities. The highest frequency belongs to the city of Karaj (44.1% of response), and the lowest to the city of Kerman which comprise a percentage of 2.2% of total response. A detailed presentation of percentage pertaining to each demographical characteristic is illustrated in the Table 2.

Table 2. Profile of respondents/units of analysis

		Frequency	Percent
Sub Sector	Electric	83	29.7%
	Metallic	118	42.3%
	Polymer	78	28.0%
	Total	279	100.0%
Firm Size	Small: 10 to 50	106	38.0%
	Medium: 50 to 100	90	32.3%
	Large: 100 & above	83	29.7%
	Total	279	100.0%
Distribution across the different Cities	City Karaj	123	44.1%
	City Tabriz	22	7.9%
	City Kerman	6	2.2%
	City Kermanshah	30	10.8%
	City Semnan	20	7.2%
	City Mashhad	30	10.8%
	City Shiraz	26	9.3%
	City Babol	22	7.9%
	Total	279	100.0%



### 2.1. Study variables

According to objectives of this study, we provided the details of all variables in Table 3. According to Cameron and Quinn (2006), the Organizational Culture Assessment Instrument (OCAI) uses six factors to identify the four types of OC (Table 3). The instrument contains four questions for each category for a total of 24 questions. Therefore, each type of OC is assessed via a six-item scale. The dominant characteristics of the organization, or what the overall organization is like; the leadership style and approach that permeate the organization; the management of employees or the style that characterizes how employees are treated and what the working environment is like; the organizational glue or bonding that holds the organization together; the strategic emphases that define what areas of emphasis drive the organization's strategy; and the criteria of success that determine what gets rewarded and celebrated.

Table 3. Details of all variables

Type of variable	Name of variable	Items	Reference
Independents variables	Organizational Culture	Criteria of Success (CS)	Cameron and Quinn (2006)
		Dominant Characteristic (DC)	
		Management of Employees (ME)	
		Organizational Glue (OG)	
		Organizational Leadership (OL)	
		Strategic Emphases (SE)	
Mediator variables	Knowledge Management	Capture Knowledge (CA)	Lawson (2002)
		Creation Knowledge (CK)	
		Dissemination Knowledge (DK)	
		Organization Knowledge (OK)	
		Storage Knowledge (SK)	
	Organizational Learning	Commitment to Learning (CTL)	Wang and Rafiq (2009)
		Open-Mindedness (OM)	
		Shared Vision (SHV)	
Dependent variables	Organizational Innovation	Administrative Innovation (AI)	Jansen <i>et al.</i> (2006) Cheng and Shiu (2008)
		Incremental Product Innovation (IPDI)	
		Incremental Process Innovation (IPRC)	
		Radical product Innovation (RPDI)	
		Radical process Innovation (RPRI)	

### 3. Measurement model

Based on the evaluation of measurement model, three reflective indicators had outer loading less than 0.7 (Table 4). These indicators/items/measures belonged to OL.OM, OL.CTL, and

OL.SHV. The items with low loadings have been removed from further analysis. However, according to Hair *et al.* (2010), a loading above 0.5 should not be removed if its removal changes the composite reliability. Therefore, items with low loadings were removed if their removal improved the AVE (Figure 2).

Table 4. The result of measurement model – Convergent validity assessment

Second-order constructs	First-order constructs	AVE <sup>c</sup>	CR <sup>c</sup>	Loadings	No of items deleted
KM	AK	0.65	0.917	0.793	0
	CA			0.809	
	CK			0.823	
	DK			0.848	
	OK			0.798	
	SK			0.763	
OC	CS	0.54	0.874	0.788	0
	DC			0.781	
	ME			0.693	
	OG			0.810	
	OL			0.577	
	SE			0.734	
OI	AI	0.641	0.899	0.779	0
	IPDI			0.812	
	IPRC			0.810	
	RPDI			0.814	
	RPRI			0.789	
OL	CTL	0.787	0.917	0.899	0
	OM			0.819	
	SHV			0.939	

### 3.1. Discriminant validity

After confirming the convergent validity, the discriminant validity should be assessed. Hence, results of both tables clearly indicate that all second order constructs exhibit discriminant validity. Cross loading table provides the square of correlations in order to have more insight in establishing discriminant validity. Hence, the results presented in Table 5 demonstrate adequate discriminant and convergent validity among first order or LOC level.

Table 5. Latent variable correlation – Discriminant validity assessment using Fornell's and Larcker's (1981) criteria

	KM	ORG.CULT	ORG.INNOV	ORG.LRN
KM	0.806			
ORG.CULT	0.384	0.735		
ORG.INNOV	0.341	0.430	0.801	
ORG.LRN	0.339	0.367	0.501	0.887

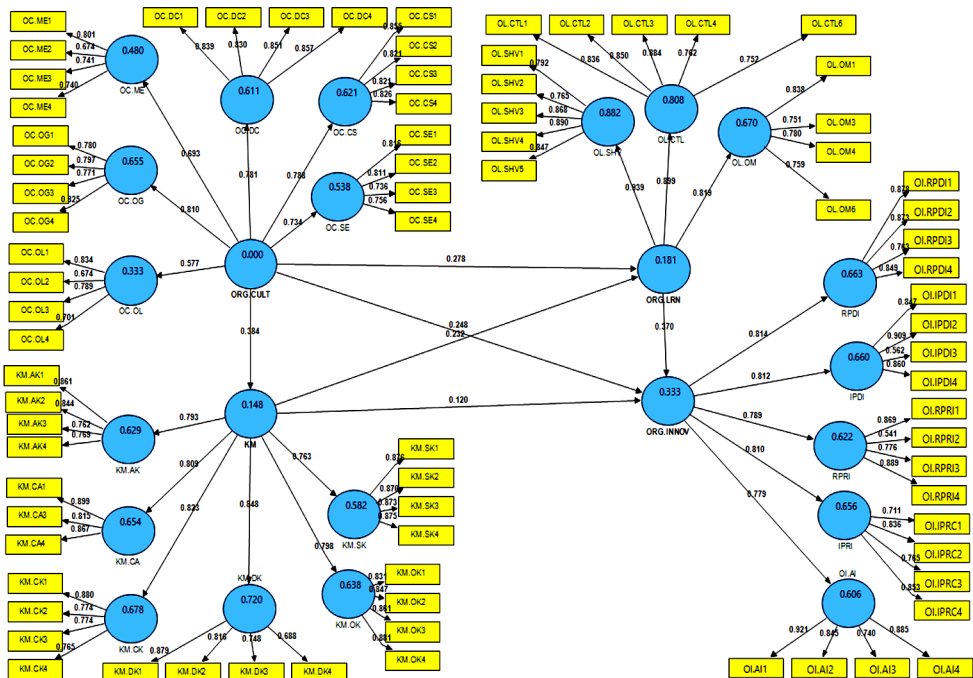


Figure 2. The measurement model with loadings and coefficients

### 3.2. Structural model

A PLS-SEM approach has been selected to carry out the model estimation and evaluation of results. Data has been applied to PLS-SEM software known as Smart PLS M3 version 2.0 (Ringle *et al.* 2005). This procedure yielded the generation of path coefficients and  $R^2$  squares.  $R^2$  squares were calculated to evaluate predictive power of the structural model (Barclay *et al.* 1995). OC, KM, and OL together explained 33.3% of the variance in OI.

A bootstrapping technique with a re-sampling of 3000 has been performed by Smart PLS software to calculate path estimates and t-statistics to test the significance of the hypothesized relationships. It should be noted the hypotheses of this study are 1-tailed hypotheses. Thus, given t-value for 1 tailed test has been used for assessing significant paths. Such cut-off values are: \* $p < 0.1$  ( $t > 1.28$ ), \*\* $p < 0.05$  ( $t > 1.645$ ), and \*\*\* $p < 0.01$  ( $t > 2.33$ ) (Hair *et al.* 2013). Therefore, all the hypotheses concerning a direct effect of an exogenous variable on an endogenous variable are supported (Table 6). However, the effect size of each exogenous variable on an endogenous variable has been calculated according to Cohen's effect size (Figure 3). The remaining hypotheses concerning indirect effects or so called mediating effects were tested in subsequent sections using the bootstrapping procedure.

Table 6. Testing results of direct hypotheses

Hypothesis	Relationship	Beta	Std. Error	T-Value	Decision
H1	KM→OI	0.120**	0.058	2.054	Supported
H2	OC→OI	0.248***	0.063	3.920	Supported
H3	OC→KM	0.384***	0.059	6.495	Supported
H4	OC→OL	0.278***	0.062	4.516	Supported
H5	KM→OL	0.232***	0.061	3.818	Supported
H6	OL→OI	0.370***	0.055	6.718	Supported
	OI		OL		KM
R <sup>2</sup> for endogenous variables	.333 or 33.3%		0.181 or 18.1%		0.148 or 14.8%

3.3. Results of mediation analysis

This process has been carried out by using IBM SPSS. Therefore, given the VAF measure, it has been supported that: OL mediates the relationship between OC on OI and KM on OI, while such effect for KM was not found, as it is shown in Tables 7–10. Therefore, KM has no mediator role.

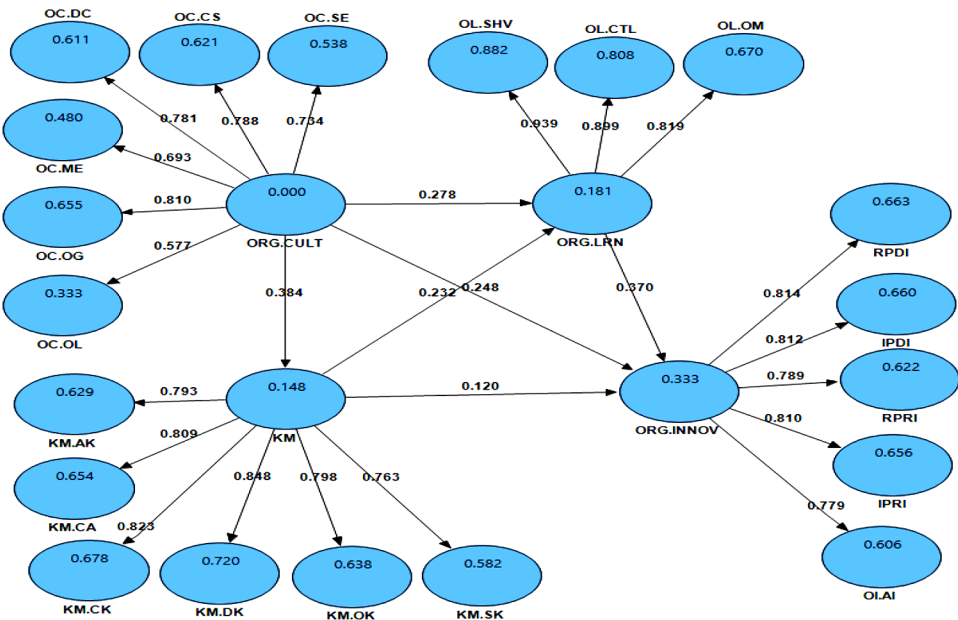


Figure 3. PLS algorithm results for the structural model

Table 7. Direct and total effect

Relationships	Coefficient (Unstandardized)	Standard error	t	p	Significant effect/path
IV to Mediators					
organizational culture → knowledge management	0.451	0.065	6.89	0.000	Exists
organizational culture → organizational learning	0.484	0.074	6.50	0.000	Exists
knowledge manage- ment → organizational learning	0.380	0.063	5.950	0.000	Exists
Direct effects of mediators on DV					
knowledge manage- ment → organizational innovation	0.108	.0494	2.20	.0283	Exists
organizational learning → organizational innovation	.291	.0433	6.73	0.000	Exists
organizational learning → organizational innovation (H9)	.348	.0431	7.97	0.000	Exists
IV on DV (Total effect)					
organizational culture → organizational in- novation	0.451	0.057	7.84	0.000	Exists
knowledge manage- ment → organizational innovation	0.304	0.050	5.998	0.000	Exists
IV on DV (Direct effect)					
organizational culture → organizational in- novation	0.26	0.058	4.43	0.000	Exists
knowledge manage- ment → organizational innovation	0.173	0.048	3.568	0.004	Exists

Table 8. Normal theory tests

Indirect effect	Effect	Standard error	Z	p	Mediation
organizational culture → know- ledge management → organiza- tional innovation	0.0491	0.0233	2.11	0.034	At 5%
organizational culture → orga- nizational learning → organiza- tional innovation	0.1415	0.0301	4.69	0.000	Exists

End of Table 8

Indirect effect	Effect	Standard error	Z	p	Mediation
Total: organizational culture → knowledge management + organizational learning → organizational innovation	0.1906	0.0362	5.2710	0.000	Exists
knowledge management → organizational learning → organizational innovation	0.1308	0.0274	4.7817	0.000	Exists

Table 9. Bootstrapping results

Indirect effect	Beta (a*b)	Standard error	Indirect to direct	Indirect to total	Boot 95% confidence intervals		Effect exists
organizational culture → knowledge management → organizational innovation	0.050	0.026	19.2%	16.2%	0.003	0.108	No
organizational culture → organizational learning → organizational innovation	0.141	0.033	54.2%	45.5%	0.083	0.214	Yes
Total: organizational culture → (knowledge management + organizational learning) → organizational innovation	0.192	0.044	73.8%	42.5%	0.113	0.288	Yes
knowledge management → organizational learning → organizational innovation	0.130	0.028	75.1%	42.5%	0.081	0.195	Yes

Table 10. Summary of mediation hypotheses

N	Abbreviation	Decision
H7	organizational culture → organizational learning → organizational innovation	Supported
H8	organizational culture → knowledge management → organizational innovation	Not supported
H9	knowledge management → organizational learning → organizational innovation	Supported

#### 4. Discussion

This section synthesizes the empirical findings to answer research questions of the study. It has been found that OC has an indirect effect on OI through organization learning. OL is dependent on OC. In other words, learning in an organization is in fact part of the culture. Therefore, if an organization strives to improve its innovative capabilities, it needs to focus on bringing an appropriate cultural environment which supports continuous learning. This study has demonstrated this relationship and found significant impact of culture on learning. Therefore, an OC that focuses on improving OL practices eventually brings more innovation in an organization. Cultural patterns of an organization can be an indication of potential innovativeness in Iranian auto-part manufacturing. Hence, we conclude that organization learning in firms can be considered as a culture enhancing mechanism that directs all members of the organization towards a shared vision of innovativeness in all core processes and products. Thus, Iran Khodro could become a more learning organization by developing an OC that values commitment to learning, shared vision and open mindedness. It has been found that OC has no indirect effect on OI through KM. Therefore, KM has no mediator role in the causal relationship between culture and innovation. Similarly, OC affects the KM and OI relationship individually. Since OC varies across regions and countries the relationship interplay is quite subjective. From the results obtained testing the hypotheses, it can be seen that the inclusion of the KM variable in the model significantly and positively increased the variance explained in innovation. This indicates that KM variable provides unique information in explaining the variance in innovation. However, the result from our study shows that KM has a significant association with OI. On the other hand, the results show that the relationship between KM and OI can be improved significantly by adding OL in the relate model. This finding shows that the more KM is in organization, the greater the OL capability. Consequently, OL has a significant role in bringing knowledge repositories up-to-date through regular training and retraining (Azadi *et al.* 2013). Skillful KM can bring significant benefits including labour productivity growth, an increase in quality of provided services and also a strengthening of the competitive position of an enterprise (Hofa *et al.* 2015).

In recent years, some of works investigated the relationship between KM, OC, organizational culture, OL and innovation (Ferraris *et al.* 2017; Donate, Sánchez de Pablo 2015; Fraj *et al.* 2015; Hogan, Coote 2014; Lopes *et al.* 2017; Obeidat *et al.* 2017).

Fraj *et al.* (2015) investigated the role of organizational innovation and organizational learning as determinants of environmental success. The findings confirm that a proactive



environmental strategy and innovation favor organizational competitiveness. However, a learning orientation does not directly predict organizational competitiveness (Fraj *et al.* 2015).

Donate and Sánchez de Pablo (2015) examined the links between KM practices, organizational leadership and organizational innovation. The finding of this study show that KM practices had the mediate effects on leadership and innovation. Hogan and Coote (2014) explored the relationship between OC, innovation and organizational performance. The findings of this paper indicated that OC partially had the mediate impacts on innovation and organizational performance. Lopes *et al.* (2017) explored the relationships between KM, innovation and organizational sustainability. The findings of this paper demonstrated that development of innovation had the significant changes in OC and organizational sustainability. Ferraris *et al.* (2017) explored the links between KM, innovative performance and research and development (R&D). The findings of this paper show that KM had the moderating effect on innovative performance and R&D. Obeidat *et al.* (2017) examined the influence of intellectual capital on organizational innovation by mediating role of KM. The findings of this study demonstrated that KM had the moderating impact in relationship between organizational innovation and intellectual capital.

## Conclusions

The main objective of this study was to examine the direct and indirect effects of organizational culture, knowledge management and organizational learning on innovation. This study combined KBV, competitive value framework to develop a new theoretical framework to investigate factors affecting innovation. The study provides new insights to better understand the mechanisms supporting this relation by analyzing the impact of KM on innovation in auto part manufacturing. Thus, one of the main conclusions of the study is that KM has been found as a significant mechanism to enhance innovation and corporate performance. Specifically, companies know that with a clear KM strategy they can be more innovative, achieve better financial results, improve their processes and develop capabilities of human resources. The benefits of innovation have been shown to be both comprehensive and sustainable in the long-term for the whole industry.

Review of literature indicates that despite the unique features of the innovation studies on the impact of KM on OI, there are few such studies on certified companies. The present study was done to enlighten the relationship among OC, KM and OI as mediated by OL. The results revealed that there is a significant and positive relationship between OC and OI. Moreover, the result confirmed a significant and positive relationship between KM and OI. Furthermore, the results disclosed that KM has no mediator role in the relationship between OC and OI.

The limitation of the study is related to using a sample of Iranian automotive industry for testing the hypotheses. Considering the sample population, the results of this study are cautiously generalizable to the automotive industry in other contexts. In other words, using a limited sample of Iranian automotive industries that operate in a developing country under specific circumstances limits the generalizability the results of the study to other contexts especially in the context of developed countries. Regarding the limitation of this study there

are some recommendations for future research suggested in this section.

The findings of this study were obtained from a sample of Iranian automotive industries. Future researchers can repeat this study in other countries and with other sampling frames. The study examined the relationship between OC and KM on OI directly and through OL and KM in just one industry: the automotive industry. This study may be replicated across industries to determine intra-industry effect. Unfortunately, only a few studies have taken into account these intra-industry effects of firm's heterogeneity on performance variation in Iran. Further research could also be conducted to determine the firm effect, industry effect and industry segment or intra industry effect on different elements of innovation and organizational performance in the context of quality management system. To generate achievable policy strategies and development targets with regard to enhanced innovation through culture, learning, and KM, there is a need for more case studies at the local level to allow further assessment of local dimensions of the subject.

## References

- Al-Hakim, L. A. Y.; Hassan, S. 2013. Knowledge management strategies, innovation, and organisational performance: An empirical study of the Iraqi MTS, *Journal of Advances in Management Research* 10(1): 58–71. <https://doi.org/10.1108/09727981311327767>
- Andreeva, T. 2009. Tensions between knowledge creation and knowledge sharing: individual preferences of employees in knowledge-intensive organizations. Chapter 28, in D. Jemielniak, J. Kociatkiewicz (Eds.). *Handbook of research on knowledge-intensive organizations*. IGI Global. <https://doi.org/10.4018/978-1-60566-176-6.ch028>
- Andreeva, T.; Kianto, A. 2011. Knowledge processes, knowledge-intensity and innovation: a moderated mediation analysis, *Journal of Knowledge Management* 15(6): 1016–1034. <https://doi.org/10.1108/13673271111179343>
- Auernhammer, J.; Hall, H. 2014. Organizational culture in knowledge creation, creativity and innovation: Towards the Freiraum model, *Journal of Information Science* 40(2): 154–166.
- Azadi, A.; Farsani, M. E.; Rizi, R. M.; Aroufzad, S. 2013. Relationship between organizational culture and organizational learning among employees in physical education organizations, *European Journal of Sports and Exercise Science* 2(1): 12–16.
- Barclay, D.; Higgins, C.; Thompson, R. 1995. The partial least squares (PLS) approach to causal modeling: Personal computer adoption and use as an illustration, *Technology Studies* 2(2): 285–309.
- Božić, L. 2006. The effects of market orientation on product innovation, *Privredna kretanja i ekonomska politika* [Economic Trends and Economic Policy] 107: 46–65.
- Brachos, D.; Kostopoulos, K.; Soderquist, K. E.; Prastacos, G. 2007. Knowledge effectiveness, social context and innovation, *Journal of Knowledge Management* 11(5): 31–44. <https://doi.org/10.1108/13673270710819780>
- Cameron, K. S.; Quinn, R. E. 2006. *Diagnosing and changing organizational culture*. Wiley.
- Cameron, K. S.; Quinn, R. E. 2011. *Diagnosing and changing organizational culture: Based on the competing values framework*. New York: John Wiley & Sons.
- Chang, S.-C.; Lee, M.-S. 2007. A study on relationship among leadership, organizational culture, the operation of learning organization and employees' job satisfaction, *The Learning Organization* 14(2): 155–185. <https://doi.org/10.1108/09696470710727014>
- Cheng, C. J.; Shiu, E. C. 2008. Re-innovation: The construct, measurement, and validation, *Technovation* 28(10): 658–666. <https://doi.org/10.1016/j.technovation.2007.08.002>

- Czerniewicz, L.; Brown, C. 2009. A study of the relationship between institutional policy, organisational culture and e-learning use in four South African universities, *Computers & Education* 53(1): 121–131. <https://doi.org/10.1016/j.compedu.2009.01.006>
- Darroch, J. 2005. Knowledge management, innovation and firm performance, *Journal of Knowledge Management* 9(3): 101–115. <https://doi.org/10.1108/13673270510602809>
- Davenport, T. H.; Pruzak, L. 2000. *Working knowledge: How organizations manage what they know*. Harvard: Harvard Business Press.
- Davila, T.; Epstein, M.; Shelton, R. 2012. *Making innovation work: How to manage it, measure it, and profit from it*. Upper Saddle River: FT Press.
- Donate, M. J.; Sánchez de Pablo, J. D. 2015. The role of knowledge-oriented leadership in knowledge management practices and innovation, *Journal of Business Research* 68(2): 360–370. <https://doi.org/10.1016/j.jbusres.2014.06.022>
- Du Plessis, M. 2007. The role of knowledge management in innovation, *Journal of Knowledge Management* 11(4): 20–29. <https://doi.org/10.1108/13673270710762684>
- Easterby-Smith, M.; Lyles, M. 2003. Re-reading “Organizational learning”: Selective memory, forgetting, and adaptation, *The Academy of Management Executive* 17(2): 51–55.
- Eckl, V. C. 2012. Barriers of knowledge transfer, in *Proceedings of the 2012 DRUID Summer Conference*, 2012, Copenhagen, Denmark.
- Eveleens, C. 2010. *Innovation management; a literature review of innovation process models and their implications* [online], [cited 10 May 2017]. Available from Internet: <https://s3.amazonaws.com/academia.edu.documents>.
- Ferraris, A.; Santoro, G.; Dezi, L. 2017. How MNC’s subsidiaries may improve their innovative performance? The role of external sources and knowledge management capabilities, *Journal of Knowledge Management* 21(3): 540–552. <https://doi.org/10.1108/JKM-09-2016-0411>
- Ferreira, F. A. F.; Ferreira, J. J. M.; Fernandes, C. I. M. A. S.; Meidutė-Kavaliauskienė, I.; Jalali, M. S. 2017. Enhancing knowledge and strategic planning of bank customer loyalty using fuzzy cognitive maps, *Technological and Economic Development of Economy* 23(6): 860–876. <http://dx.doi.org/10.3846/20294913.2016.1213200>
- Fornell, C.; Larcker, D. F. 1981. Evaluating structural equation models with unobservable variables and measurement error, *Journal of Marketing Research* 18(1): 39–50. <https://doi.org/10.2307/3151312>
- Fraj, E.; Matute, J.; Melero, I. 2015. Environmental strategies and organizational competitiveness in the hotel industry: The role of learning and innovation as determinants of environmental success, *Tourism Management* 46: 30–42. <https://doi.org/10.1016/j.tourman.2014.05.009>
- Ghosh, S.; Amaya, L.; Skibniewski, M. J. 2012. Identifying areas of knowledge governance for successful projects, *Journal of Civil Engineering and Management* 18(4): 495–504. <https://doi.org/10.3846/13923730.2012.700642>
- Ginevičius, T.; Kaklauskas, A.; Kazokaitis, P. 2011. Knowledge model for integrated construction project management, *Business: Theory and Practice* 12(2): 162–174. <https://doi.org/10.3846/btp.2011.17>
- Hair, J. F.; Black, W. C.; Babin, B. J.; Anderson, R. E. 2010. *Multivariate data analysis*. Upper Saddle River: Prentice-Hall.
- Hair, J.; Hult, T.; Ringle, C.; Sarstedt, M. 2013. *A primer on partial least squares structural equation modeling (PLS-SEM)*. New York: Sage Publications.
- Hogan, S. J.; Coote, L. V. 2014. Organizational culture, innovation, and performance: A test of Schein’s model, *Journal of Business Research* 67(8): 1609–1621. <https://doi.org/10.1016/j.jbusres.2013.09.007>
- Hoła, B.; Sawicki, M.; Skibniewski, M. 2015. An IT model of a Knowledge Map which supports management in small and medium-sized companies using selected Polish construction enterprises as an example, *Journal of Civil Engineering and Management* 21(8): 1014–1026. <https://doi.org/10.3846/13923730.2015.1030865>

- IKCO. 2012. *Iran Khodro company*.
- Jansen, J. J.; Van Den Bosch, F. A.; Volberda, H. W. 2006. Exploratory innovation, exploitative innovation, and performance: Effects of organizational antecedents and environmental moderators, *Management Science* 52(11): 1661–1674. <https://doi.org/10.1287/mnsc.1060.0576>
- Jennex, M. E. 2007. *Knowledge management in modern organizations*. IGI Global. <https://doi.org/10.4018/978-1-59904-261-9>
- Kaklauskas, A.; Kanapeckiene, L. 2005. Knowledge management and “BRITA in PuBs” project, *Technological and Economic Development of Economy* 11(2): 78–86.
- Kaklauskas, A.; Tupenaite, L.; Kanapeckiene, L.; Naimaviciene, J. 2013a. Knowledge-based model for standard housing renovation, *Procedia Engineering* 57: 497–503. <https://doi.org/10.1016/j.proeng.2013.04.064>
- Kaklauskas, A.; Zavadskas, E. K.; Banaitis, A.; Banaitienė, N.; Kanapeckienė, L. 2012. Knowledge management in construction project management, Chapter 1, in V. M. Petrova (Ed.). *Advances in engineering research*. Vol. 3. New York: Nova Science Publishers, 1–90.
- Kaklauskas, A.; Zavadskas, E. K.; Banaitis, A.; Banaitienė, N.; Kanapeckienė, L. 2013b. Knowledge management in construction project management, in N. Draskovic, T. Vukasinov (Eds.). *Knowledge management: technology, applications and impact*. New York: Nova Science Publishers, 91–188.
- Kanapeckiene, L.; Kaklauskas, A.; Zavadskas, E. K.; Seniut, M. 2010. Integrated knowledge management model and system for construction projects, *Engineering Applications of Artificial Intelligence* 23(7): 1200–1215. <https://doi.org/10.1016/j.engappai.2010.01.030>
- Kotter, J. P. 2008. *Corporate culture and performance*. New York: The Free Press.
- Krejcie, R. V.; Morgan, D. W. 1970. Determining sample size for research activities, *Educational and Psychological Measurement* 30: 607–610.
- Lawson, S. 2002. *Knowledge management assessment instrument*. Nova Southeastern University.
- Lee, Y.-T. 2012. Global leadership in multicultural teams, in J. Canals (Ed.). *Leadership development for a global world: The role of companies and business schools*. The Palgrave Macmillan IESE Business Collection. [https://doi.org/10.1057/9781137283320\\_9](https://doi.org/10.1057/9781137283320_9)
- Liao, S.-H.; Chang, W.-J.; Hu, D.-C.; Yueh, Y.-L. 2012. Relationships among organizational culture, knowledge acquisition, organizational learning, and organizational innovation in Taiwan's banking and insurance industries, *The International Journal of Human Resource Management* 23(1): 52–70. <https://doi.org/10.1080/09585192.2011.599947>
- Liao, S.-H.; Wu, C.-c. 2010. System perspective of knowledge management, organizational learning, and organizational innovation, *Expert Systems with Applications* 37(2): 1096–1103. <https://doi.org/10.1016/j.eswa.2009.06.109>
- Lin, H.-F. 2008. Empirically testing innovation characteristics and organizational learning capabilities in e-business implementation success, *Internet Research* 18(1): 60–78. <https://doi.org/10.1108/10662240810849595>
- Lin, Y.-C. 2014. Construction 3D BIM-based knowledge management system: a case study, *Journal of Civil Engineering and Management* 20(2): 186–200. <https://doi.org/10.3846/13923730.2013.801887>
- Lopes, C. M.; Scavarda, A.; Hofmeister, L. F.; Thomé, A. M. T.; Vaccaro, G. L. R. 2017. An analysis of the interplay between organizational sustainability, knowledge management, and open innovation, *Journal of Cleaner Production* 142: 476–488. <https://doi.org/10.1016/j.jclepro.2016.10.083>
- Moustaghfir, K.; Schiuma, G. 2013. Knowledge, learning, and innovation: research and perspectives, *Journal of Knowledge Management* 17(4): 495–510. <https://doi.org/10.1108/JKM-04-2013-0141>
- Moynihan, D. P.; Landuyt, N. 2009. How do public organizations learn? Bridging cultural and structural perspectives, *Public Administration Review* 69(6): 1097–1105. <https://doi.org/10.1111/j.1540-6210.2009.02067.x>

- Mueller, J. 2012. The interactive relationship of corporate culture and knowledge management: a review, *Review of Managerial Science* 6(2): 183–201. <https://doi.org/10.1007/s11846-010-0060-3>
- Obeidat, B. Y.; Tarhini, A.; Masa'deh, R.; Aqqad, N. O. 2017. The impact of intellectual capital on innovation via the mediating role of knowledge management: a structural equation modelling approach, *International Journal of Knowledge Management Studies* 8(3–4): 273–298. <https://doi.org/10.1504/IJKMS.2017.087071>
- Pasher, E.; Ronen, T. 2011. *The complete guide to knowledge management: A strategic plan to leverage your company's intellectual capital*. New York: John Wiley & Sons. <https://doi.org/10.1002/9781118983782>
- Ringle, C. M.; Wende, S.; Will, A. 2005. *Smart PLS Version 2.0 M3* (Version 2.0 M3). Hamburg: University of Hamburg.
- Sanz-Valle, R.; Naranjo-Valencia, J. C.; Jiménez-Jiménez, D.; Perez-Caballero, L. 2011. Linking organizational learning with technical innovation and organizational culture, *Journal of Knowledge Management* 15(6): 997–1015. <https://doi.org/10.1108/13673271111179334>
- Scarbrough, H. 2003. Knowledge management, HRM and the innovation process, *International Journal of Manpower* 24(5): 501–516. <https://doi.org/10.1108/01437720310491053>
- Schein, E. H. 1996. Three cultures of management: the key to organizational learning, *Sloan Management Review* 38: 9–20.
- Shenbagavalli, R. 2013. A strategy to manage the NPAs of public sector banks, *International Journal of Management (IJM)* 4(3): 1–7.
- Smit, H. T.; Trigeorgis, L. 2012. *Strategic investment: Real options and games*. Princeton: Princeton University Press.
- Taleghani, M.; Talebian, Z. 2013. Investigation of relationship between knowledge management and organizational culture in the National bank branches of Mazandaran province, Iran, *Journal of Basic and Applied Scientific Research* 3(3): 532–536.
- Tohidi, H.; Jabbari, M. M. 2012. Main factors of organizational learning capabilities on product innovation performance, *Procedia Technology* 1: 544–547. <https://doi.org/10.1016/j.protcy.2012.02.118>
- Tserng, H. P.; Lee, M.-H.; Hsieh, S.-H.; Liu, H.-L. 2016. The measurement factor of employee participation for Knowledge Management System in engineering consulting firms, *Journal of Civil Engineering and Management* 22(2): 157–167. <https://doi.org/10.3846/13923730.2014.897963>
- Valencia, J. C. N.; Valle, R. S.; Jiménez, D. J. 2010. Organizational culture as determinant of product innovation, *European Journal of Innovation Management* 13(4): 466–480. <https://doi.org/10.1108/14601061011086294>
- Vieira, D. 2013. Interorganizational learning in the Brazilian bioethanol industry, in *Management Knowledge and Learning International Conference*, 19–21 June 2013, Zadar, Croatia.
- Wang, C. L.; Rafiq, M. 2009. Organizational diversity and shared vision: resolving the paradox of exploratory and exploitative learning, *European Journal of Innovation Management* 12(1): 86–101. <https://doi.org/10.1108/14601060910928184>
- Zavadskas, E. K.; Kaklauskas, A.; Banaitis, A. 2010. Real estate's knowledge and device-based decision support system, *International Journal of Strategic Property Management* 14(3): 271–282. <https://doi.org/10.3846/ijspm.2010.20>