

Ferreira, Ines A.; Gisselquist, Rachel M.; Tarp, Finn

Working Paper

Is inequality always unfair? Experimental evidence on preferences for redistribution in Mozambique and Viet Nam

WIDER Working Paper, No. 2025/11

Provided in Cooperation with:

United Nations University (UNU), World Institute for Development Economics Research (WIDER)

Suggested Citation: Ferreira, Ines A.; Gisselquist, Rachel M.; Tarp, Finn (2025) : Is inequality always unfair? Experimental evidence on preferences for redistribution in Mozambique and Viet Nam, WIDER Working Paper, No. 2025/11, ISBN 978-92-9267-568-4, The United Nations University World Institute for Development Economics Research (UNU-WIDER), Helsinki, <https://doi.org/10.35188/UNU-WIDER/2025/568-4>

This Version is available at:

<https://hdl.handle.net/10419/315149>

Standard-Nutzungsbedingungen:

Die Dokumente auf EconStor dürfen zu eigenen wissenschaftlichen Zwecken und zum Privatgebrauch gespeichert und kopiert werden.

Sie dürfen die Dokumente nicht für öffentliche oder kommerzielle Zwecke vervielfältigen, öffentlich ausstellen, öffentlich zugänglich machen, vertreiben oder anderweitig nutzen.

Sofern die Verfasser die Dokumente unter Open-Content-Lizenzen (insbesondere CC-Lizenzen) zur Verfügung gestellt haben sollten, gelten abweichend von diesen Nutzungsbedingungen die in der dort genannten Lizenz gewährten Nutzungsrechte.

Terms of use:

Documents in EconStor may be saved and copied for your personal and scholarly purposes.

You are not to copy documents for public or commercial purposes, to exhibit the documents publicly, to make them publicly available on the internet, or to distribute or otherwise use the documents in public.

If the documents have been made available under an Open Content Licence (especially Creative Commons Licences), you may exercise further usage rights as specified in the indicated licence.

SUPPLEMENTARY MATERIAL

WIDER Working Paper – ‘Is inequality always unfair? Experimental evidence on preferences for redistribution in Mozambique and Viet Nam’

Ines A. Ferreira, Rachel M. Gisselquist, and Finn Tarp

**Appendix J: Instructions used in the experiment and survey questions
(English translation)**

PROJECT @EQUAL – THE IMPACT OF INEQUALITY ON GROWTH, HUMAN DEVELOPMENT AND GOVERNANCE
--

INFORMED CONSENT FORM

Hello and thank you for joining us today. You have been invited to take part in a study to learn more about the impact of inequality on different socio-economic outcomes.

The research is being conducted by **Prof. Finn Tarp** at the University of Copenhagen (Denmark), **Dr. Rachel M. Gisselquist** at UNU-WIDER (Finland), **Prof. Fernando Lichucha** at Universidade Eduardo Mondlane (Mozambique) and **Dr. Dang Thi Thu Hoai** at the Central Institute for Economic Management (Vietnam) together with a group of experienced colleagues.

We have invited you to participate in this research project because we would like to learn more about this topic in Mozambique, more specifically in the province of Nampula. We are interested in how individuals understand, perceive and act upon inequality; how this varies across contexts or circumstances; and which measures of inequality better capture these perceptions.

Objectives

The project @EQUAL focuses on the links from social inequality to economic and political outcomes, and aims to explore the underlying channels and mechanisms with analysis about Mozambique and Vietnam. It investigates whether predictions from analysis across different countries hold at the individual and sub-national levels.

Overall, we are interested in how individuals understand, perceive and act upon inequality; how this varies across contexts or circumstances; and which measures of inequality better capture these perceptions. You are invited to participate in a project activity that will help us answer questions related to: how differences in fairness views affect decisions to redistribute; and how behaviour is affected by different perceptions of inequality and the way in which information about inequality is framed.

Your participation

If you agree to participate in this study, you will be asked to do a simple practical task, participate in some games and fill out a short survey about your background and views on different topics. You will be provided with refreshments during the session and receive a symbolic remuneration for completing the activity at the end of the session, but your participation will not bring any other personal benefits (such as employment opportunities). There are no known risks associated with your participation in this research beyond those of everyday life. This activity will lead to different academic studies and the information collected may be used in future research studies. The results of our studies will be disseminated and shared widely. However, the purpose is not to provide direct policy advice for the community.

We will do everything possible to preserve the confidentiality of your responses. First, all surveys will be conducted either on a secure tablet or in paper, and any paper materials used will be safely stored. Second, we will store the data on a password-protected computer, which is accessible to the research team only. Third, we will assign a code number to each of the participants at the beginning of the study and will remove all identifiable information from the data before conducting any analysis. Fourth, we will use all information from all respondents in summarized form. This means that responses for the entire group of participants are summarized together. This and any other information gathered for this study will be used for research purposes only.

Participation in this study is voluntary. You may refuse to participate or withdraw at any time without any penalty whatsoever. If you withdraw before the end of the session, you will still receive some symbolic remuneration (but it will

be smaller than for those attending the full session). The survey questions come with guidelines on how to answer them. If there is any question that you do not wish to answer, then please leave it blank.

If you decide to stop taking part in the study, or if there is anything about the study or your participation that is unclear or that you do not understand, or if you have questions about your rights as a research participant or wish to report a research-related problem, you may contact Prof. Fernando Lichucha or Prof. Finn Tarp. Their contact details are provided below:

Prof. Fernando Lichucha, flichucha@gmail.com

Prof. Finn Tarp, finn.tarp@econ.ku.dk

This research has been reviewed according to the UNU-WIDER ethics procedures for research involving human subjects.

Consent

Your signature indicates that:

- *you are at least 18 years of age* ☐
- *you have read this consent form (or it has been read to you)* ☐
- *your questions have been answered to your satisfaction* ☐
- *you voluntarily agree to participate in this research study* ☐

In addition, it is important to take appropriate precautions against the spread of Covid-19. We will follow the latest official guidance. Your signature also indicates that:

- *you do not have symptoms or a current diagnosis of Covid-19* ☐

You will receive a copy of this consent form.

If you agree to participate, please put a cross (X) in the boxes (☐) and sign your name below.

Name of participant: _____

Signature of participant: _____

Date: _____

WELCOME AND INTRODUCTION

Thank you for joining us today and for participating in our study that aims to learn more about the impact of inequality on different socio-economic outcomes. As we have explained when you arrived, today we will ask you to do different activities, including games and a questionnaire.

We will do everything possible to preserve the confidentiality of your responses. Participation in this study is voluntary. You may refuse to participate or withdraw at any time without any penalty whatsoever. You will receive 250 Meticaís at the end as a thank you for the time you spent on the activities. It will also be possible to earn an additional monetary reward during the games. If you withdraw before the end of the session, you will still receive some symbolic remuneration (but it will be smaller than for those attending the full session).

The plan for today is the following. We will start with a practical activity and a game about distribution. We will explain clearly what they consist on and you will have a chance to ask questions. None of these two activities will lead to any additional monetary reward. We will then have a break and after the break we will play another game about distribution. In this game – and only in this game – there will be the possibility of earning an additional reward. This reward is conditional on you completing all of the tasks that we have planned for today, and will be given to you at the end of the session.

EFFORT TASK ‘DOING SHAPES’

For now, let us start with the first activity. In this activity we ask you to mark a shape that we will show you. You will see a model grid of squares. Some squares are black while others are white. Next to that grid there is a similar grid with white and grey squares. The grey squares are placed in the same position as the black squares in the model. We want you to copy the pattern in the model grid by putting a cross in the grey squares.

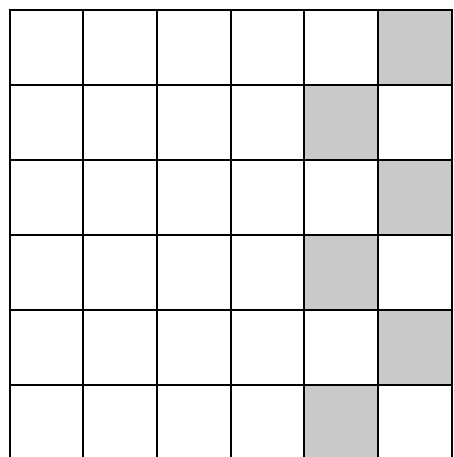

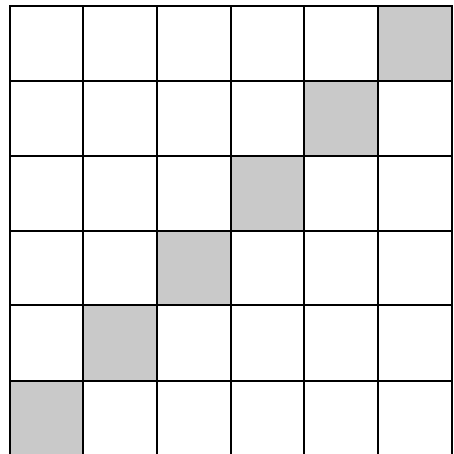

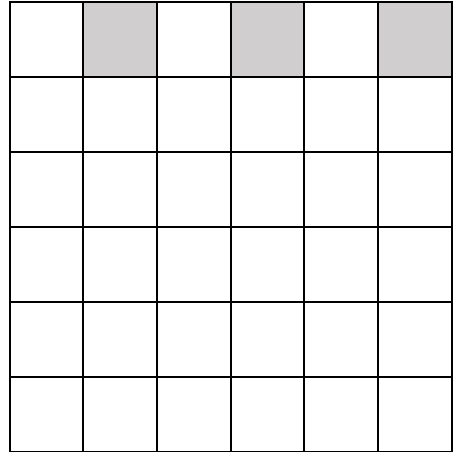

[Use poster.] Here is an example. Looking at the model grid, on the top row, there are three black squares. Now we use the grid next to it to copy the pattern. The first square is white, so we do not put a cross on that one. The second square is grey, so we put a cross on that one, and so on. The same goes for each grid. Let us look at the second model grid, which has a different pattern. We look at the grid next to it and put a cross in each grey square. The third model grid has again a different pattern. We look at the model and then use the grid next to it to put a cross in each of the grey squares.



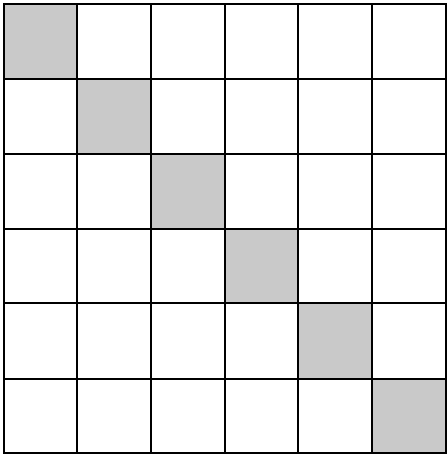

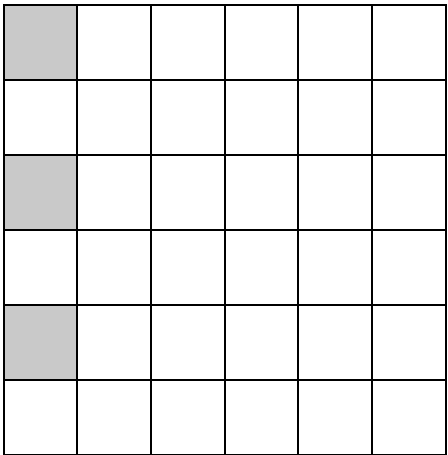

We have given you different sheets, each with three of these different patterns. The task is to copy each pattern on the model grid on the left to the grid on the right, just like we did in the examples. The goal is to do as many as possible of these during 5 minutes. Be careful to put the crosses on the correct squares. Your performance may or may not have implications for the rest of the session.

Do you have any questions? *[Clarify any questions if needed.]*

Remember to put your ID number on the top of the answer sheet. Please get ready. I will start counting 5 minutes and will let you know when time is up. The time starts now.

[Time 5 minutes and announce when the time is up.]





GAME 2

ABSOLUTE (A)

This activity has three parts. First, we will ask you a simple question. Next, we will give you some information. Finally, we will ask you two additional questions. Remember to put your ID number on the top of every answer sheet.

We start with the first question. I would like you to imagine two different villages. For example, villages like Iapala and Negururo.

[Use poster 'GAME 2 – POSTER 1':]

In Village A, the poorest person has 1 chicken, while the richest person has 2 chickens. In Village B, the poorest person has 2 chickens, while the richest person has 4 chickens. What do you think about inequality in these villages?

We are using ownership of animals only as an example. We ask you to imagine this scenario but we know that this might not be important in the same way in every context. Here we imagine that all the chickens are the same. We know that some chickens are skinnier while others are bigger, but here we assume that all these chickens are the same. When we talk about inequality, we have in mind the difference between what the richest person owns and what the poorest person owns in each village. We want to know in which of the villages you think this difference is the largest, i.e. which one is more unequal.

In your answer sheet, draw a circle around the village that you think is more unequal. If you think Village A is more unequal than Village B, draw a circle around VILLAGE A on your answer sheet. If you think Village B is more unequal than Village A, draw a circle around VILLAGE B on your answer sheet. If you think inequality is the same, i.e. Village A is as unequal as Village B, draw a circle around both VILLAGE A and VILLAGE B.

[Allow participants a couple of minutes to answer. When they finish, the other team members collect the answer sheets.]

I will now give you some information about a different village in Mozambique, for example, Alipe:

[Use poster 'GAME 2 – POSTER 2 (A)':] **This information is about a village in Mozambique. Many people live there. As you can see in this drawing, the richest person has 6 goats more than the poorest person.**

And now, we will ask you two questions. These are situations that you should imagine and do not involve any monetary reward. We will ask you to imagine that you do not live in this village, but you were given a certain amount of money that you could keep or donate to build a well-functioning hospital or health center in the village I described. We will tell you how much you would have available in two different scenarios.

[Use poster 'GAME 2 – POSTER 3':] Give your answer by sticking circles for the number of coins or notes you would keep to you on the rectangle on the left, and sticking as many circles as coins or notes you would like to donate in the rectangle on the right. For example, imagine you had 60 MZN in total, and so we would give you 6 circles each worth 10 MZN. If you would like to distribute 2 coins of 10 MZN to you and 4 coins of 10 MZN to build the hospital, you stick 2 circles on the square on the left and 4 circles on the square on the right. You could also want to distribute 5 coins to you and 1 to the hospital, which means sticking 5 circles on the square on the left and 1 circle on the square on the right. Another example would be to distribute 3 coins to you and 3 coins to the construction, in which case you would stick 3 circles in each square. Any combination is possible, as long as you use all the stickers.

[The other team members distribute the answer sheets for this part and the first block of stickers (red).]

We will now present the two questions.

[Use poster 'GAME 2 – POSTER 4':]

The first question is: Imagine that you were given 200 MZN that you could keep or donate (a share or the entire amount) to build a well-functioning hospital or health center in the village I described. You see on your answer sheet that there are ten circles with a 20. They represent ten notes of 20 MZN, for a total of 200 MZN. In this case, how much would you choose to keep and how much would you choose to donate?

[Allow participants a couple of minutes to answer. After they finish, the other team members distribute the second block of stickers (green).]

[Use poster 'GAME 2 – POSTER 4':]

Now we are increasing the amount and each note (represented by a circle here) is 100 MZN. So imagine that you were given 1,000 MZN that you could keep or donate (a share or the entire amount) to build a well-functioning hospital or health center in the village I described. You see on your answer sheet that there are ten circles of 100 MZN, for a total of 1,000 MZN. In this case, how much would you choose to keep and how much would you choose to donate?

Again give your answer by sticking circles for the notes you would keep to you on the left rectangle, and circles for the notes you would like to donate in the right rectangle.

Thank you for your participation. This is the end of this activity.

BREAK ANNOUNCEMENT: We will now have a break for 15 minutes. You may use the toilet facilities and take a bottle of water from Room 1. The room allocation for the next part of the session will be indicated in Room 1 at the end of the break.

VILLAGE A

1 chicken



2 chickens



VILLAGE A

VILLAGE B

2 chickens




4 chickens




VILLAGE B

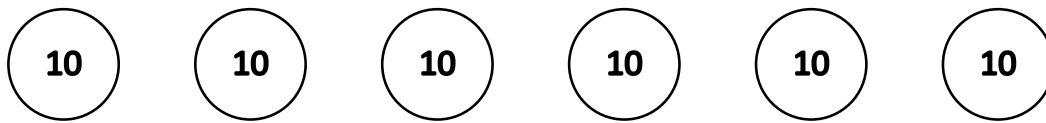
VILLAGE IN MOZAMBIQUE

2 goats


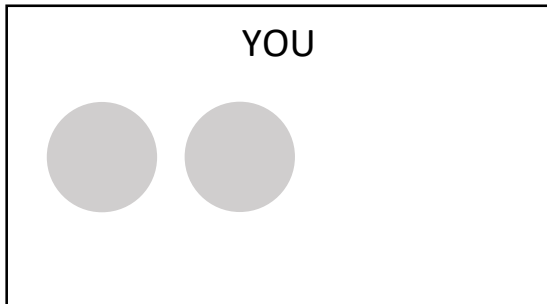


8 goats

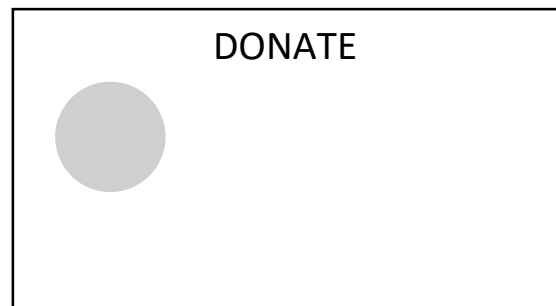
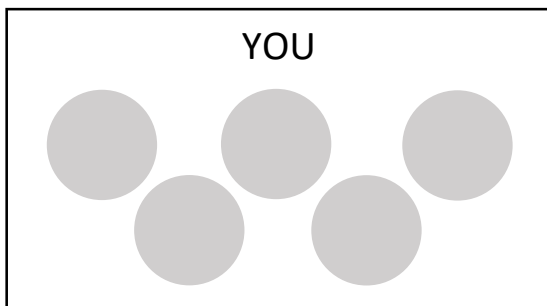





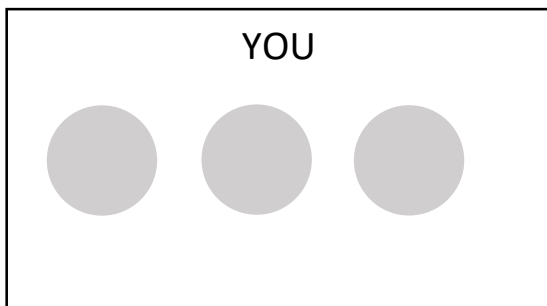
Example 1

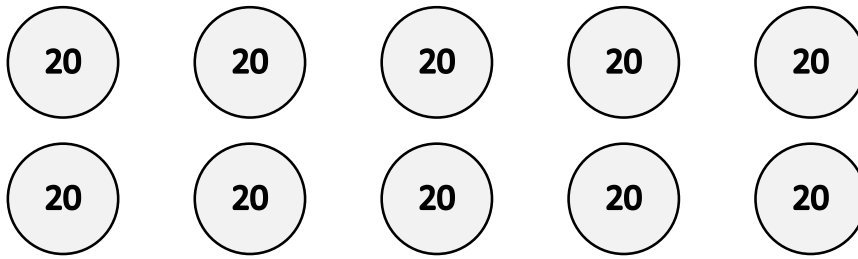


Example 2



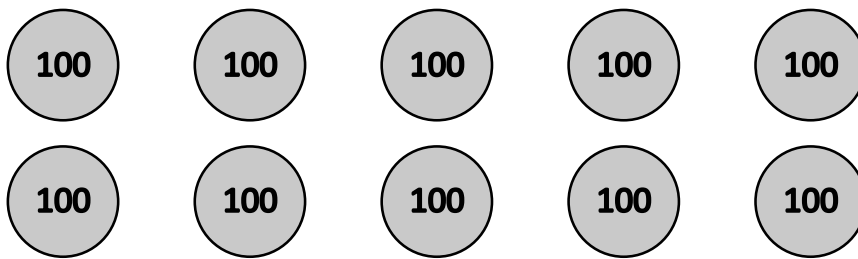
Example 3





YOU

DONATE



YOU

DONATE

GAME 2

RELATIVE (R)

This activity has three parts. First, we will ask you a simple question. Next, we will give you some information. Finally, we will ask you two additional questions. Remember to put your ID number on the top of every answer sheet.

We start with the first question. I would like you to imagine two different villages. For example, villages like Iapala and Negururo.

[Use poster 'GAME 2 – POSTER 1':]

In Village A, the poorest person has 1 chicken, while the richest person has 2 chickens. In Village B, the poorest person has 2 chickens, while the richest person has 4 chickens. What do you think about inequality in these villages?

We are using ownership of animals only as an example. We ask you to imagine this scenario but we know that this might not be important in the same way in every context. Here we imagine that all the chickens are the same. We know that some chickens are skinnier while others are bigger, but here we assume that all these chickens are the same. When we talk about inequality, we have in mind the difference between what the richest person owns and what the poorest person owns in each village. We want to know in which of the villages you think this difference is the largest, i.e. which one is more unequal.

In your answer sheet, draw a circle around the village that you think is more unequal. If you think Village A is more unequal than Village B, draw a circle around VILLAGE A on your answer sheet. If you think Village B is more unequal than Village A, draw a circle around VILLAGE B on your answer sheet. If you think inequality is the same, i.e. Village A is as unequal as Village B, draw a circle around both VILLAGE A and VILLAGE B.

[Allow participants a couple of minutes to answer. When they finish, the other team members collect the answer sheets.]

I will now give you some information about a different village in Mozambique, for example, Alipe:

[Use poster 'GAME 2 – POSTER 2 (R)':] **This information is about a village in Mozambique. Many people live there. As you can see in this drawing, the richest person has 4 times more goats than the poorest person.**

And now, we will ask you two questions. These are situations that you should imagine and do not involve any monetary reward. We will ask you to imagine that you do not live in this village, but you were given a certain amount of money that you could keep or donate to build a well-functioning hospital or health

center in the village I described. We will tell you how much you would have available in two different scenarios.

[Use poster 'GAME 2 – POSTER 3':] Give your answer by sticking circles for the number of coins or notes you would keep to you on the rectangle on the left, and sticking as many circles as coins or notes you would like to donate in the rectangle on the right. For example, imagine you had 60 MZN in total, and so we would give you 6 circles each worth 10 MZN. If you would like to distribute 2 coins of 10 MZN to you and 4 coins of 10 MZN to build the hospital, you stick 2 circles on the square on the left and 4 circles on the square on the right. You could also want to distribute 5 coins to you and 1 to the hospital, which means sticking 5 circles on the square on the left and 1 circle on the square on the right. Another example would be to distribute 3 coins to you and 3 coins to the construction, in which case you would stick 3 circles in each square. Any combination is possible, as long as you use all the stickers.

[The other team members distribute the answer sheets for this part and the first block of stickers (red).]

We will now present the two questions.

[Use poster 'GAME 2 – POSTER 4':]

The first question is: Imagine that you were given 200 MZN that you could keep or donate (a share or the entire amount) to build a well-functioning hospital or health center in the village I described. You see on your answer sheet that there are ten circles with a 20. They represent ten notes of 20 MZN, for a total of 200 MZN. In this case, how much would you choose to keep and how much would you choose to donate?

[Allow participants a couple of minutes to answer. After they finish, the other team members distribute the second block of stickers (green).]

[Use poster 'GAME 2 – POSTER 4':]

Now we are increasing the amount and each note (represented by a circle here) is 100 MZN. So imagine that you were given 1,000 MZN that you could keep or donate (a share or the entire amount) to build a well-functioning hospital or health center in the village I described. You see on your answer sheet that there are ten circles of 100 MZN, for a total of 1,000 MZN. In this case, how much would you choose to keep and how much would you choose to donate?

Again give your answer by sticking circles for the notes you would keep to you on the left rectangle, and circles for the notes you would like to donate in the right rectangle.

Thank you for your participation. This is the end of this activity.

BREAK ANNOUNCEMENT: We will now have a break for 15 minutes. You may use the toilet facilities and take a bottle of water from Room 1. The room allocation for the next part of the session will be indicated in Room 1 at the end of the break.

VILLAGE A

1 chicken



2 chickens



VILLAGE A

VILLAGE B

2 chickens



4 chickens



VILLAGE B

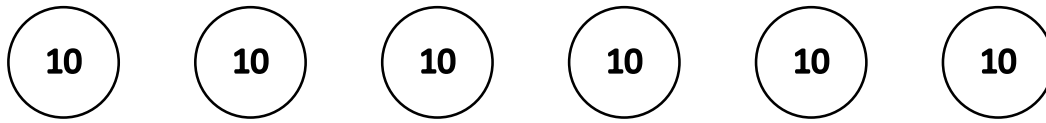
VILLAGE IN MOZAMBIQUE

2 goats


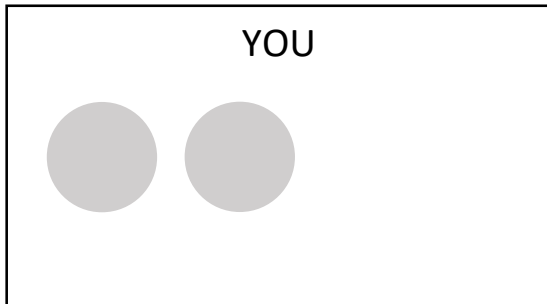


8 goats

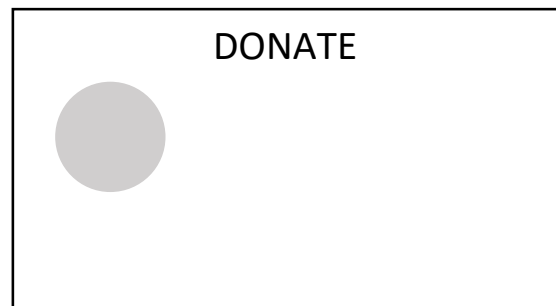
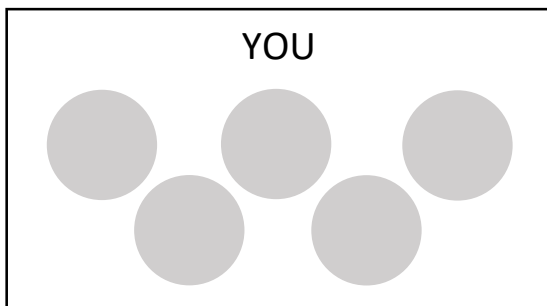





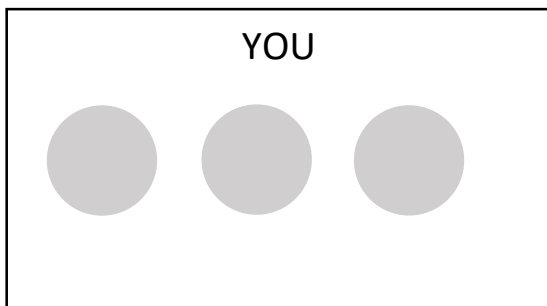
Example 1

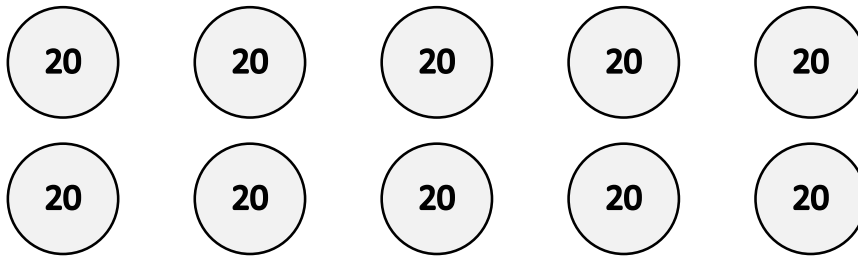


Example 2



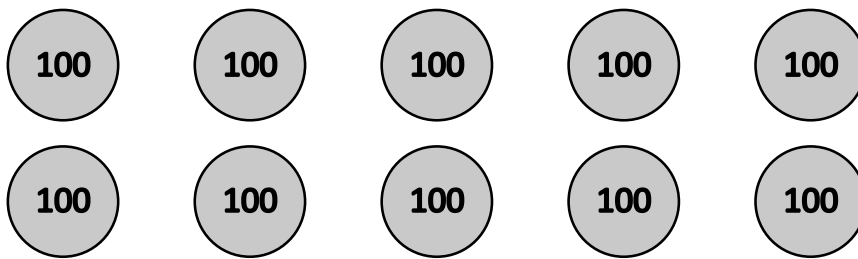
Example 3





YOU

DONATE



YOU

DONATE

GAME 1 – CONTROL SESSION: LUCK

PLAYER A

In this activity, you will be able to earn an additional reward based on your decisions, i.e. you are playing with real money and your decisions will decide how much you earn and how much another participant earns, in addition to the baseline 250 MZN. I will now explain how it works. If you have any questions, please raise your hand and someone will come to help. Remember to put your ID number on the top of every answer sheet.

[The other team members distribute the first answer sheet and the first block of stickers.]

[Use poster 'GAME 1 – POSTER 1 (LUCK)':]

You are playing a game in pairs. You are Player A and the other player is Player B. You do not know with whom you have been paired and Player B is not in this room.

We have allocated money to you and Player B and we are going to ask you questions about how you would like to distribute that money.

In this part we have allocated some money between you and Player B, and each of you was allocated a certain amount. **The amounts were determined by your ID numbers: the number in the paper you were given in the beginning of the activities. Your ID number is odd, so we gave you 15 MZN, and the ID number of Player B is even, so we gave Player B 35 MZN. The total amount between you and Player B is 50 MZN.**

[Use poster 'GAME 1 – POSTER 2 (PLAYER A)':] You can see this on the sheet we gave you. Your amount is colored in grey: 3 coins of 5 MZN, in a total of: 10 coins of 5 MZN.

Before you distribute this amount and to make sure everyone has understood, let me ask:

- Which player are you? A, who was given 3 coins or B, who was given 7 coins? *[Wait for participants to answer. The correct answer is A. If incorrect, repeat again the answer.]*
- How were you chosen to be player A? *[Wait for participants to answer. The correct answer is based on your ID number. If incorrect, repeat again the answer.]*

The question now is: How would you like to distribute these 10 coins between you and Player B?

Use the stickers we gave you to show your distribution. Imagine each sticker is a coin. Stick as many stickers as the number of coins you would like to allocate to you in the square on the left, and as many stickers as the number of coins you would like to allocate to the other player in the square on the right.

You are not limited by the initial allocation, i.e. you can allocate more or less coins to you than you have or allocate more or less coins to the other player than what they have.

[Use posters 'GAME 1 – POSTERS 3-5 (PLAYER A EX)':] For example, if you decide to allocate 4 coins to yourself and 6 coins to the other player, you stick 4 circles on the square on the left and 6 circles on the square on the right, as you can see here. If you decide to distribute 7 coins to yourself and 3 to the other player, that means 7 stickers on the left square and 3 on the right. If you decide to distribute 5 coins to each of you, you stick 5 circles in each square. Any combination is possible, as long as you use all the stickers.

Think carefully before you answer. Your answer will decide how much you receive and how much the other player receives.

[Wait a couple of minutes in silence to allow participants to answer. When they finish, the other team members should collect the answer sheets and distribute the answer sheets A2 and the second block of stickers.]

We will now move to the second part, which is similar, but completely separate from the first one, i.e. it is an additional sum of money, separate from the previous one.

In this part of the game we will ask you a very similar question, but now your answer will be seen by Player B. Because Player B has the larger amount, he/she has also the power to choose the final distribution. That is, Player B will look at the answer you will indicate now and decide whether they agree with your distribution, or select a different distribution.

In this part we have again allocated some money between you and Player B, and each of you was allocated a certain amount. Like in the previous part, the amounts were determined by your ID numbers. Your ID number is odd, so we gave you 15 MZN, and the ID number of Player B is even, so we gave Player B 35 MZN. The total amount between you and Player B is 50 MZN.

Our question now is: How would you like to distribute these 10 coins between you and Player B?

Think carefully before you answer and remember that Player B will see your answer and make the final decision.

As in the previous game, to answer stick circles representing the number of coins for you in the left rectangle, and for Player B in the right rectangle.

[Wait a couple of minutes in silence to allow participants to answer. When they finish, the other team members should collect the answer sheets and distribute the answer sheets A3 and the third block of stickers.]

We have one additional question: What do you think will be the final distribution that Player B will choose? What is your best guess?

Use the last answer sheet to show how you think it will be. Stick circles on the left for the number of coins Player B will distribute to you, and circles on the right for the number of coins Player B will distribute to her-/himself.

[Wait a couple of minutes in silence to allow participants to answer. When they finish, the other team members should collect all answer sheets.]

Thank you for your answers. We will calculate the total amount you will receive at the end of the session.

GAME 1 – TREATMENT SESSION: MERIT

PLAYER A

In this activity, you will be able to earn an additional reward based on your decisions, i.e. you are playing with real money and your decisions will decide how much you earn and how much another participant earns, in addition to the baseline 250 MZN. I will now explain how it works. If you have any questions, please raise your hand and someone will come to help. Remember to put your ID number on the top of every answer sheet.

[The other team members distribute the first answer sheet and the first block of stickers.]

[Use poster 'GAME 1 – POSTER 1 (MERIT)':]

You are playing a game in pairs. You are Player A and the other player is Player B. You do not know with whom you have been paired and Player B is not in this room.

We have allocated money to you and Player B and we are going to ask you questions about how you would like to distribute that money.

In this part we have allocated some money between you and Player B, and each of you was allocated a certain amount. **The amounts were determined by your performance in the practical activity you did earlier today. You had a lower performance in the practical activity, so we gave you 15 MZN, and Player B had a higher performance in the practical activity, so we gave Player B 35 MZN. The total amount between you and Player B is 50 MZN.**

[Use poster 'GAME 1 – POSTER 2 (PLAYER A)':] You can see this on the sheet we gave you. Your amount is colored in grey: 3 coins of 5 MZN, in a total of: 10 coins of 5 MZN.

Before you distribute this amount and to make sure everyone has understood, let me ask:

- Which player are you? A, who was given 3 coins or B, who was given 7 coins? *[Wait for participants to answer. The correct answer is A. If incorrect, repeat again the answer.]*
- How were you chosen to be player A? *[Wait for participants to answer. The correct answer is based on your performance in the practical activity. If incorrect, repeat again the answer.]*

The question now is: How would you like to distribute these 10 coins between you and Player B?

Use the stickers we gave you to show your distribution. Imagine each sticker is a coin. Stick as many stickers as the number of coins you would like to allocate to you in the square on the left, and as many stickers as the number of coins you would like to allocate to the other player in the square on the right.

You are not limited by the initial allocation, i.e. you can allocate more or less coins to you than you have or allocate more or less coins to the other player than what they have.

[Use posters 'GAME 1 – POSTERS 3-5 (PLAYER A EX)':] For example, if you decide to allocate 4 coins to yourself and 6 coins to the other player, you stick 4 circles on the square on the left and 6 circles on the square on the right, as you can see here. If you decide to distribute 7 coins to yourself and 3 to the other player, that means

7 stickers on the left square and 3 on the right. If you decide to distribute 5 coins to each of you, you stick 5 circles in each square. Any combination is possible, as long as you use all the stickers.

Think carefully before you answer. Your answer will decide how much you receive and how much the other player receives.

[Wait a couple of minutes in silence to allow participants to answer. When they finish, the other team members should collect the answer sheets and distribute the answer sheets A2 and the second block of stickers.]

We will now move to the second part, which is similar, but completely separate from the first one, i.e. it is an additional sum of money, separate from the previous one.

In this part of the game we will ask you a very similar question, but now your answer will be seen by Player B. Because Player B has the larger amount, he/she has also the power to choose the final distribution. That is, Player B will look at the answer you will indicate now and decide whether they agree with your distribution, or select a different distribution.

In this part we have again allocated some money between you and Player B, and each of you was allocated a certain amount. Like in the previous part, the amounts were determined by your performance in the practical activity. You had a lower performance in the practical activity, so we gave you 15 MZN, and Player B had a higher performance in the practical activity, so we gave Player B 35 MZN. The total amount between you and Player B is 50 MZN.

Our question now is: How would you like to distribute these 10 coins between you and Player B?

Think carefully before you answer and remember that Player B will see your answer and make the final decision.

As in the previous game, to answer stick circles representing the number of coins for you in the left rectangle, and for Player B in the right rectangle.

[Wait a couple of minutes in silence to allow participants to answer. When they finish, the other team members should collect the answer sheets and distribute the answer sheets A3 and the third block of stickers.]

We have one additional question: What do you think will be the final distribution that Player B will choose? What is your best guess?

Use the last answer sheet to show how you think it will be. Stick circles on the left for the number of coins Player B will distribute to you, and circles on the right for the number of coins Player B will distribute to her-/himself.

[Wait a couple of minutes in silence to allow participants to answer. When they finish, the other team members should collect all answer sheets.]

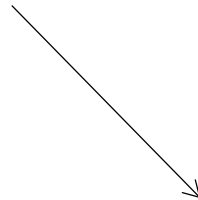
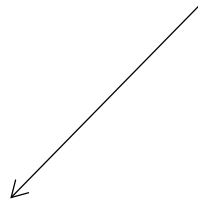
Thank you for your answers. We will calculate the total amount you will receive at the end of the session.



Player A

Player B

PARTICIPANT ID



1	3	5	7	9
11	13	15	17	19
21	23	25		

2	4	6	8	10
12	14	16	18	20
22	24	26		

Player A

Player B

15 MZN

35 MZN



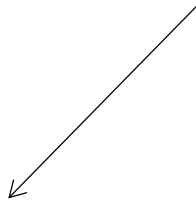
50 MZN



Player A


Player B

PRACTICAL ACTIVITY



Player A

15 MZN



Player B

35 MZN

50 MZN

PLAYER A

Total amount:



PLAYER A (YOU)

PLAYER B

PLAYER A

Total amount:



PLAYER A (YOU)


Four gray circles arranged horizontally, representing Player A's resources.

PLAYER B

Six gray circles arranged in two rows of three, representing Player B's resources.

PLAYER A

Total amount:



PLAYER A (YOU)

PLAYER B

PLAYER A

Total amount:



PLAYER A (YOU)

PLAYER B

GAME 1 – CONTROL SESSION: LUCK

PLAYER B

In this activity, you will be able to earn an additional reward based on your decisions, i.e. you are playing with real money and your decisions will decide how much you earn and how much another participant earns, in addition to the baseline 250 MZN. I will now explain how it works. If you have any questions, please raise your hand and someone will come to help. Remember to put your ID number on the top of every answer sheet.

[The other team members distribute the first answer sheet and the first block of stickers.]

[Use poster 'GAME 1 – POSTER 1 (LUCK)':]

You are playing a game in pairs. You are Player B and the other player is Player A. You do not know with whom you have been paired and Player A is not in this room.

We have allocated money to you and Player A and we are going to ask you questions about how you would like to distribute that money.

In this part we have allocated some money between you and Player A, and each of you was allocated a certain amount. **The amounts were determined by your ID numbers: the number in the paper you were given in the beginning of the activities. Your ID number is even, so we gave you 35 MZN, and the ID number of Player A is odd, so we gave Player A 15 MZN. The total amount between you and Player A is 50 MZN.**

[Use poster 'GAME 1 – POSTER 2 (PLAYER B)':] You can see this on the sheet we gave you. Your amount is colored in grey: 7 coins of 5 MZN, in a total of: 10 coins of 5 MZN.

Before you distribute this amount and to make sure everyone has understood, let me ask:

- Which player are you? A, who was given 3 coins or B, who was given 7 coins? *[Wait for participants to answer. The correct answer is B. If incorrect, repeat again the answer.]*
- How were you chosen to be player B? *[Wait for participants to answer. The correct answer is based on your ID number. If incorrect, repeat again the answer.]*

The question now is: How would you like to distribute these 10 coins between you and Player A?

Use the stickers we gave you to show your distribution. Imagine each sticker is a coin. Stick as many stickers as the number of coins you would like to allocate to the other player in the square on the left, and as many stickers as the number of coins you would like to allocate to you in the square on the right.

You are not limited by the initial allocation, i.e. you can allocate more or less coins to you than you have or allocate more or less coins to the other player than what they have.

[Use posters 'GAME 1 – POSTERS 3-5 (PLAYER B EX)':] For example, if you decide to allocate 4 coins to yourself and 6 coins to the other player, you stick 4 circles on the square on the right and 6 circles on the square on the left, as you can see here. If you decide to distribute 7 coins to yourself and 3 to the other player, that means 7 stickers on the right square and 3 on the left. If you decide to distribute 5 coins to each of you, you stick 5 circles in each square. Any combination is possible, as long as you use all the stickers.

Think carefully before you answer. Your answer will decide how much you receive and how much the other player receives.

[Wait a couple of minutes in silence to allow participants to answer. When they finish, the other team members should collect the answer sheets and distribute the answer sheets B2 and the second block of stickers.]

We will now move to the second part, which is similar, but completely separate from the first one, i.e. it is an additional sum of money, separate from the previous one.

In this part of the game we will ask you a very similar question, but you will first see the answer from Player A to that same question. Because you have the larger amount, you have also the power to choose the final distribution. That is, you will look at the answer Player A has indicated and decide whether you agree with their distribution, or select a different distribution.

In this part we have again allocated some money between you and Player A, and each of you was allocated a certain amount. Like in the previous part, the amounts were determined by your ID numbers. Your ID number is even, so we gave you 35 MZN, and the ID number of Player A is odd, so we gave Player A 15 MZN. The total amount between you and Player A is 50 MZN.

Our first question is: What do you think was the distribution that Player A proposed? What is your best guess?

As in the previous game, to answer stick circles representing the number of coins for Player A in the left rectangle, and for you in the right rectangle.

[Wait a couple of minutes in silence to allow participants to answer. Once finished, team members should collect the answer sheets and distribute answer sheets COPY-A2 from Player A and answer sheets B3 and the third block of stickers.]

You can now see in this sheet the answer from Player A. Our second question now is: Do you agree with the distribution proposed by Player A or do you decide on a different distribution?

Think carefully before you answer and remember that your decision will decide how much you and Player A will receive in this part of the game.

Use the last answer sheet to show how you think the distribution should be. If you agree with their distribution, stick circles according to the same amounts they have indicated. If you disagree, stick circles according to the distribution you want.

[Wait a couple of minutes in silence to allow participants to answer. When they finish, the other team members should collect all answer sheets.]

Thank you for your answers. We will calculate the total amount you will receive at the end of the session.

GAME 1 – TREATMENT SESSION: MERIT

PLAYER B

In this activity, you will be able to earn an additional reward based on your decisions, i.e. you are playing with real money and your decisions will decide how much you earn and how much another participant earns, in addition to the baseline 250 MZN. I will now explain how it works. If you have any questions, please raise your hand and someone will come to help. Remember to put your ID number on the top of every answer sheet.

[The other team members distribute the first answer sheet and the first block of stickers.]

[Use poster 'GAME 1 – POSTER 1 (MERIT)':]

You are playing a game in pairs. You are Player B and the other player is Player A. You do not know with whom you have been paired and Player A is not in this room.

We have allocated money to you and Player A and we are going to ask you questions about how you would like to distribute that money.

In this part we have allocated some money between you and Player A, and each of you was allocated a certain amount. **The amounts were determined by your performance in the practical activity you did earlier today. You had a higher performance in the practical activity, so we gave you 35 MZN, and Player A had a lower performance in the practical activity, so we gave Player A 15 MZN. The total amount between you and Player A is 50 MZN.**

[Use poster 'GAME 1 – POSTER 2 (PLAYER B)':] You can see this on the sheet we gave you. Your amount is colored in grey: 7 coins of 5 MZN, in a total of: 10 coins of 5 MZN.

Before you distribute this amount and to make sure everyone has understood, let me ask:

- Which player are you? A, who was given 3 coins or B, who was given 7 coins? *[Wait for participants to answer. The correct answer is B. If incorrect, repeat again the answer.]*
- How were you chosen to be player B? *[Wait for participants to answer. The correct answer is based on your performance in the practical activity. If incorrect, repeat again the answer.]*

The question now is: How would you like to distribute these 10 coins between you and Player A?

Use the stickers we gave you to show your distribution. Imagine each sticker is a coin. Stick as many stickers as the number of coins you would like to allocate to the other player in the square on the left, and as many stickers as the number of coins you would like to allocate to you in the square on the right.

You are not limited by the initial allocation, i.e. you can allocate more or less coins to you than you have or allocate more or less coins to the other player than what they have.

[Use posters 'GAME 1 – POSTERS 3-5 (PLAYER B EX)':] For example, if you decide to allocate 4 coins to yourself and 6 coins to the other player, you stick 4 circles on the square on the right and 6 circles on the square on the left, as you can see here. If you decide to distribute 7 coins to yourself and 3 to the other player, that

means 7 stickers on the right square and 3 on the left. If you decide to distribute 5 coins to each of you, you stick 5 circles in each square. Any combination is possible, as long as you use all the stickers.

Think carefully before you answer. Your answer will decide how much you receive and how much the other player receives.

[Wait a couple of minutes in silence to allow participants to answer. When they finish, the other team members should collect the answer sheets and distribute the answer sheets B2 and the second block of stickers.]

We will now move to the second part, which is similar, but completely separate from the first one, i.e. it is an additional sum of money, separate from the previous one.

In this part of the game we will ask you a very similar question, but you will first see the answer from Player A to that same question. Because you have the larger amount, you have also the power to choose the final distribution. That is, you will look at the answer Player A has indicated and decide whether you agree with their distribution, or select a different distribution.

In this part we have again allocated some money between you and Player A, and each of you was allocated a certain amount. Like in the previous part, the amounts were determined by your performance in the practical activity. You had a high performance in the practical activity, so we gave you 35 MZN, and Player A had a low performance in the practical activity, so we gave Player A 15 MZN. The total amount between you and Player A is 50 MZN.

Our first question is: What do you think was the distribution that Player A proposed? What is your best guess?

As in the previous game, to answer stick circles representing the number of coins for Player A in the left rectangle, and for you in the right rectangle.

[Wait a couple of minutes in silence to allow participants to answer. Once finished, team members should collect the answer sheets and distribute answer sheets COPY-A2 from Player A and answer sheets B3 and the third block of stickers.]

You can now see in this sheet the answer from Player A. Our second question now is: Do you agree with the distribution proposed by Player A or do you decide on a different distribution?

Think carefully before you answer and remember that your decision will decide how much you and Player A will receive in this part of the game.

Use the last answer sheet to show how you think the distribution should be. If you agree with their distribution, stick circles according to the same amounts they have indicated. If you disagree, stick circles according to the distribution you want.

[Wait a couple of minutes in silence to allow participants to answer. When they finish, the other team members should collect all answer sheets.]

Thank you for your answers. We will calculate the total amount you will receive at the end of the session.

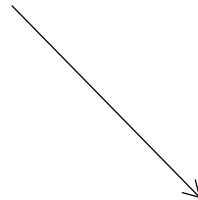
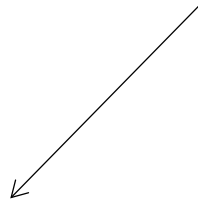


Player A



Player B

PARTICIPANT ID



1	3	5	7	9
11	13	15	17	19
21	23	25		

Player A

15 MZN

2	4	6	8	10
12	14	16	18	20
22	24	26		

Player B

35 MZN



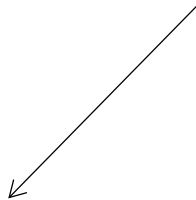
50 MZN



Player A


Player B

PRACTICAL ACTIVITY



Player A

15 MZN



Player B

35 MZN

50 MZN

PLAYER B

Total amount:

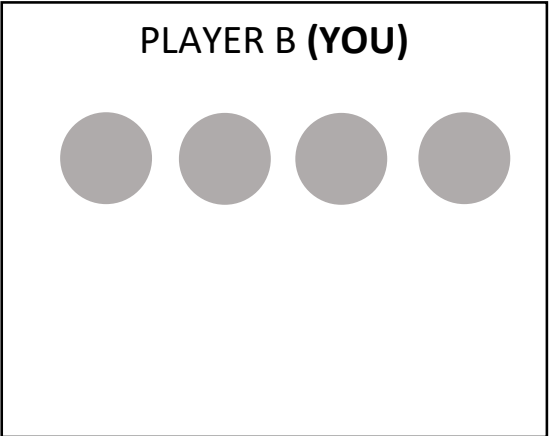
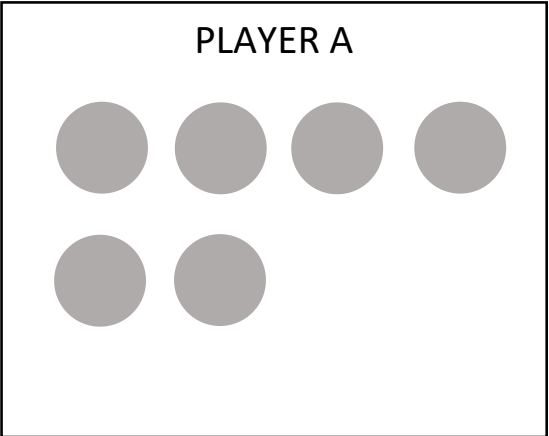


PLAYER A

PLAYER B (YOU)


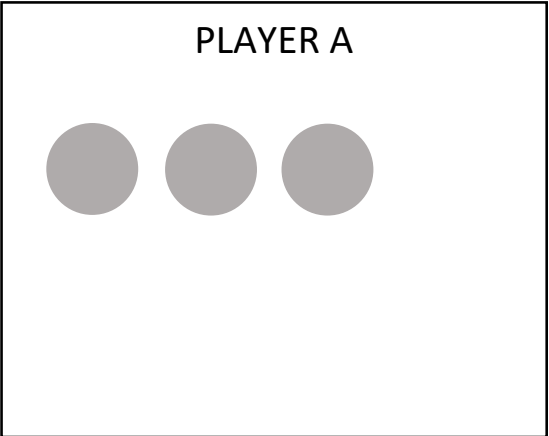
PLAYER B

Total amount:



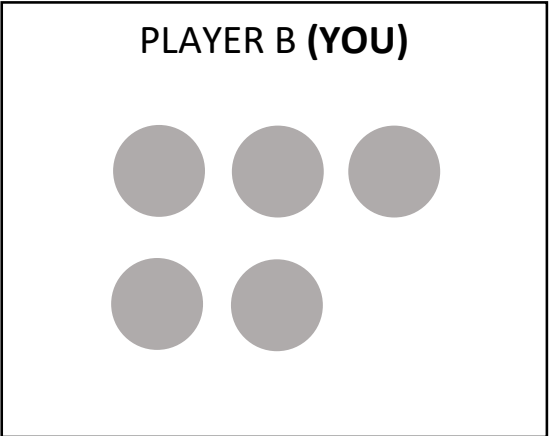
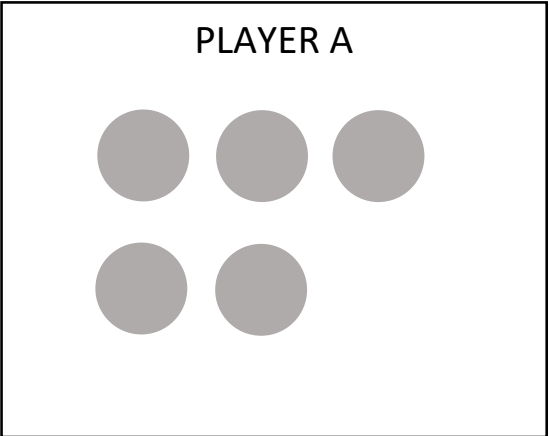
PLAYER B

Total amount:



PLAYER B

Total amount:



QUESTIONNAIRE MODULE

[Do not read to the participant, but register the answers.]

Name of team member

Session ID

Participant ID

Q1. Respondent's sex

1. Female
2. Male
3. Other

[Read the script to the participant and register their answers.]

Let us begin by recording some information about yourself.

Q2. Can you tell me your year of birth, please? *[Don't know = 9999.]*

Q3. What is the name of the province where you were born? *[Do not read the options.]*

1. Cabo Delgado
2. Gaza
3. Inhambane
4. Manica
5. Maputo (city)
6. Maputo (province)
7. Nampula
8. Niassa
9. Sofala
10. Tete
11. Zambézia

[If born outside the country, ask:] **What is the name of the country where you were born?** _____

Q4. What is the main language you speak at home? *[Do not read the options and select only one.]*

- | | |
|--------------|---------------|
| 1. Português | 8. Xironga |
| 2. Lomue | 9. Ndau |
| 3. Swahili | 10. Chichewa |
| 4. Shona | 11. Changana |
| 5. Makua | 12. Cinyungwe |
| 6. Xitswa | 13. Nyanja |
| 7. Sena | 14. Ciyao |

15. Chope
16. Ekoti
17. Bitonga
18. Kimwani

19. Makonde
20. Chuabo
21. Ajaua
22. Other *[Specify]*: _____

Q5. Are you currently:

1. Married (by law/legally)
2. Living with a partner
3. Divorced
4. Separated
5. Widowed
6. Single

Q6. What is the highest educational level that you have completed? *[Do not read the options.]*

1. No formal or informal schooling
2. Informal schooling only (including Koranic schooling and Madrassa)
3. Year 1
4. Year 2
5. Year 3
6. Year 4
7. Year 5
8. Year 6
9. Year 7
10. Year 8
11. Year 9
12. Year 10
13. Year 11
14. Year 12
15. Post-secondary qualifications other than university, e.g. a diploma or degree from a polytechnic or college
16. Some years at university
17. University completed
18. Post-graduate
19. Don't know

Q7. What is the highest educational level that your father completed? *[Do not read the options.]*

1. No formal or informal schooling
2. Informal schooling only (including Koranic schooling and Madrassa)
3. Year 1
4. Year 2
5. Year 3
6. Year 4

7. Year 5
8. Year 6
9. Year 7
10. Year 8
11. Year 9
12. Year 10
13. Year 11
14. Year 12
15. Post-secondary qualifications other than university, e.g. a diploma or degree from a polytechnic or college
16. Some years at university
17. University completed
18. Post-graduate
19. Don't know

Q8. Do you have a job? If yes, about how many hours a week? (Consider your main job.)

1. Employed by someone else or a firm (salaried/paid employment) – Full time (30h/week or more)
2. Employed by someone else or a firm (salaried/paid employment) – Part time (less than 30h/week)
3. Self-employed
4. Retired/pensioned
5. Housewife not otherwise employed
6. Student
7. Unemployed – looking for a job
8. Unemployed – not looking for a job
9. Other [*Specify*]: _____

Q9. What is your main job? [*If unemployed or retired/pensioned, ask:*] What was your last job? [*Do not read the options.*]

1. Never had a job
2. Student
3. Housewife / Homemaker
4. Agriculture / Farming (including subsistence farming) / Fishing / Forestry
5. Trader / Hawker / Vendor
6. Retail / Shop
7. Unskilled manual worker (e.g. cleaner, laborer, domestic help, unskilled manufacturing worker)
8. Artisan or skilled manual worker (e.g. trades like electrician, mechanic, machinist, or skilled manufacturing worker)
9. Clerical or secretarial
10. Supervisor / Foreman / Senior manager
11. Security services (police, army, private security)
12. Mid-level professional (e.g. teacher, nurse, mid-level government officer)

13. Upper-level professional (e.g. banker / finance, doctor, lawyer, engineer, accountant, professor, senior-level government officer)
14. Other [*Specify*]: _____
15. Don't know

Q10. During the last 5 years, have you been without a source of income for more than a month (for example, due to COVID-19, an illness or a climate shock, such as a storm or heavy rain)?

0. No
1. Yes

Q11. What is your typical (usual) level of income per month?

1. No income
2. Up to 750 MT
3. More than 750 MT and less than 1,000 MT
4. More than 1,000 MT and less than 3,000 MT
5. More than 3,000 MT and less than 7,500 MT
6. More than 7,500 MT

Q12. Do you belong to any religious denomination? If yes, which one? [*Do not read the options.*]

1. None
2. Christian – Catholic
3. Christian – Zionist Christian
4. Christian – Evangelical
5. Christian – Anglican
6. Muslim
7. Other [*Specify*]: _____

Q13. Including yourself, how many people – including children – live regularly as members of your household?

Q14. What is the gender of the head of your household?

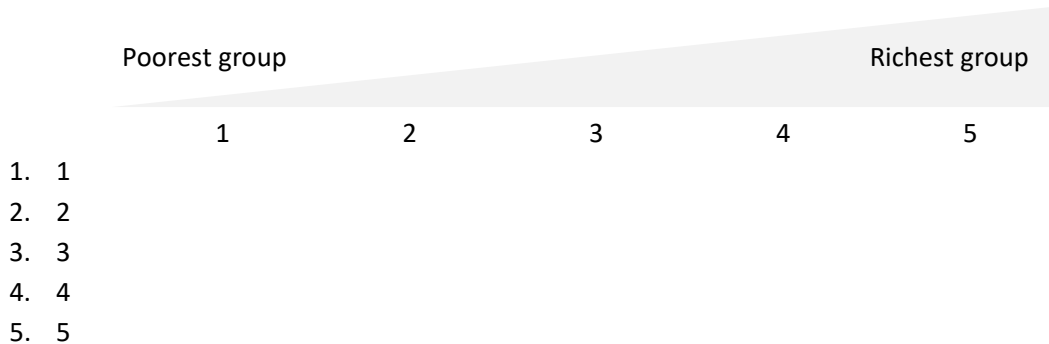
1. Female
2. Male
3. Other

Q15. Are you an active member (i.e. do you participate for more than one hour per week) of any voluntary organizations (e.g. Church or religious organization)? If yes, which one(s).

0. No
1. Yes: Organization(s): _____

We will now ask some questions about your views and perceptions.

Q16. Below is an income scale on which 1 indicates the poorest group and 5 the richest group in your country. We would like to know in what group your household is. *[Show diagram and register code corresponding to the position identified.]*



Q17. Do you think your children will do better in life (e.g. have higher income, be more educated, have more job opportunities) than you?

- 0. No
- 1. Yes

Q18. How often do you have any contact (verbal or non-verbal) with people who are a lot poorer than you are when you are out and about (i.e. when in public and not at home)? This might be in the street, on public transport, in shops, in your neighborhood (local area), or at your workplace.

- 1. Never
- 2. Once a month or less
- 3. Several times a month
- 4. Once a week
- 5. Several times a week
- 6. Every day
- 7. Don't know *[Do not read.]*

Q19. How often do you have any contact (verbal or non-verbal) with people who are a lot richer than you are when you are out and about (i.e. when in public and not at home)? This might be in the street, on public transport, in shops, in your neighborhood (local area), or at your workplace.

- 1. Never
- 2. Once a month or less
- 3. Several times a month
- 4. Once a week
- 5. Several times a week
- 6. Every day
- 7. Don't know *[Do not read.]*

Q20. Of the following options, what is the main reason why people in your region are rich? [Can only select one option.]

1. They have worked harder in life
2. They have greater talent and skills
3. They have had more luck in life, for example, have parents or other family members or friends that provided them with greater opportunities

Q21. To what extent do you agree or disagree with the following statements?

A. It is fair that luck determines a person's income.

1. Agree
2. Neither agree nor disagree
3. Disagree
4. Don't know *[Do not read.]*

B. It is fair that hard work determines a person's income.

1. Agree
2. Neither agree nor disagree
3. Disagree
4. Don't know *[Do not read.]*

C. It is fair that talent and skills determine a person's income.

1. Agree
2. Neither agree nor disagree
3. Disagree
4. Don't know *[Do not read.]*

D. Differences (in income) between rich and poor in this country are too large.

1. Agree
2. Neither agree nor disagree
3. Disagree
4. Don't know *[Do not read.]*

E. It is the responsibility of the government to reduce the differences in income between rich people and poor people.

1. Agree
2. Neither agree nor disagree
3. Disagree
4. Don't know *[Do not read.]*

Citizens pay taxes according to different rates. That is, they hand over a part of the money they earn through their work or business to the Government, which uses this money to finance itself and offer

citizens access to various services, such as public education or healthcare in public hospitals, among others.

F. It is fair that the rich people pay a higher tax rate than ordinary people in order to help pay for government programs to benefit the poor.

1. Agree
2. Neither agree nor disagree
3. Disagree
4. Don't know *[Do not read.]*

Q22. I will read to you two opposite views on a number of issues. Which one is closest to your point of view?

A. Who should take responsibility for providing for people?

1. Individuals should take responsibility for providing for themselves.
2. The government should take more responsibility for providing for people.
3. Indifferent *[Do not read.]*
4. Don't know *[Do not read.]*

B. In terms of paying taxes, which one is better?

1. To pay higher taxes, but have more services provided by government.
2. To pay lower taxes, but have fewer services provided by government.
3. Indifferent *[Do not read.]*
4. Don't know *[Do not read.]*

Q23. In general, how satisfied are you with the services (for example, education and health care) provided by the government in the country?

1. Very satisfied
2. Satisfied
3. Neither satisfied or dissatisfied
4. Dissatisfied
5. Very dissatisfied

Q24. Have you heard about inequality in the news, radio, from a local politician, etc.? If yes, what have you heard?

0. No
1. Yes: What have you heard? *[One sentence.]* _____

Just two more questions before we finish.

Q25. How many people do you know in this room?

Q26. Have you ever read about or participated in any of the tasks or games you saw in this session?

Thank you very much for your participation. Your answers have been very helpful.

PAYMENT AND CONCLUSION

Thank you for joining us today and for participating in our study. Before we serve lunch, we will proceed with the payment of the reward for your participation today. The total amount results from the baseline reward of 250 MZN for your participation plus the amount earned when playing the second game. The total amount earned during this game is the sum of three amounts.

For Players A, the total amount earned during the game is the sum of:

- How much you decided to allocate to yourself in the first part...
- ... and how much Player B decided to allocate to yourself in the first part...
- ... and in the second part.

For Players B, the total amount earned during the game is the sum of:

- How much you decided to allocate to yourself in the first part...
- ... and how much Player A decided to allocate to yourself in the first part...
- ... and how much you decided to allocate to yourself in the second part.

We will not explain in detail how each individual amount was obtained, but you can always ask if you have any questions.

[Adjust depending on set-up in the room:] The payment will proceed as follows: you will first collect the payment sheets and then move on to receive the payment.

[After payments:]

In the name of the entire team, we would like to thank you again for participating. As we mentioned, when we finish this activity, we will write different academic studies and the information collected may be used in future research studies. While we will not provide direct policy advice for the community, the results of our studies will be disseminated and shared widely.