

Niehaus, Susanne et al.

**Article — Published Version**

## Human-centred design of robotic systems and exoskeletons using digital human models within the research project SOPHIA

Zeitschrift für Arbeitswissenschaft

**Provided in Cooperation with:**

Springer Nature

*Suggested Citation:* Niehaus, Susanne et al. (2022) : Human-centred design of robotic systems and exoskeletons using digital human models within the research project SOPHIA, Zeitschrift für Arbeitswissenschaft, ISSN 2366-4681, Springer, Berlin, Heidelberg, Vol. 76, Iss. 4, pp. 450-458, <https://doi.org/10.1007/s41449-022-00335-5>

This Version is available at:

<https://hdl.handle.net/10419/308637>

**Standard-Nutzungsbedingungen:**

Die Dokumente auf EconStor dürfen zu eigenen wissenschaftlichen Zwecken und zum Privatgebrauch gespeichert und kopiert werden.

Sie dürfen die Dokumente nicht für öffentliche oder kommerzielle Zwecke vervielfältigen, öffentlich ausstellen, öffentlich zugänglich machen, vertreiben oder anderweitig nutzen.

Sofern die Verfasser die Dokumente unter Open-Content-Lizenzen (insbesondere CC-Lizenzen) zur Verfügung gestellt haben sollten, gelten abweichend von diesen Nutzungsbedingungen die in der dort genannten Lizenz gewährten Nutzungsrechte.

**Terms of use:**

*Documents in EconStor may be saved and copied for your personal and scholarly purposes.*

*You are not to copy documents for public or commercial purposes, to exhibit the documents publicly, to make them publicly available on the internet, or to distribute or otherwise use the documents in public.*

*If the documents have been made available under an Open Content Licence (especially Creative Commons Licences), you may exercise further usage rights as specified in the indicated licence.*



<https://creativecommons.org/licenses/by/4.0/>



# Human-centred design of robotic systems and exoskeletons using digital human models within the research project SOPHIA

Susanne Niehaus<sup>1</sup> · Arash Ajoudani<sup>2</sup> · Matteo Bianchi<sup>3</sup> · Guillaume Durandau<sup>5</sup> · Lars Fritzsche<sup>4</sup> · Christian Gaertner<sup>4</sup> · Mohamed Irfan Refai<sup>5</sup> · Massimo Sartori<sup>5</sup> · Huawei Wang<sup>5</sup> · Sascha Wischniewski<sup>1</sup>

Accepted: 11 October 2022 / Published online: 25 November 2022  
© The Author(s) 2022

## Abstract

Using a real workplace as an example, this paper describes how digital human modelling software facilitates planning and simulating work processes. This is closely connected to the ongoing activities and results from the SOPHIA project in which the inferred parameters are used for ergonomic assessments. Moreover, multiple options for digital human modelling, developed in the SOPHIA project, will be presented. In this context, the development process of personalized human models within the project to optimize the worker's ergonomics when performing tasks with a robotic system or exoskeleton will be described. The paper closes with a short description of what still needs to be addressed to ensure personalized, reliable and robust digital human modelling for an industrial setting.

**Practical Relevance:** This paper shows the scientific process within the SOPHIA project on the subject of digital human models. This provides an overview of the current state of research, as well as available and innovative approaches for modelling people at the workplace. It is shown to what extent the goal of creating personalized human models to optimize the ergonomics of employees that work with robotic systems or exoskeletons has already been achieved. Therewith, it is displayed which developments can already be used and which components are still missing in order to better simulate and thus enrich the interaction between humans and robots/exoskeletons.

**Keywords** Digital Human Modelling · Human-Robot Interaction · Ergonomics

## Menschzentrierte Gestaltung von robotischen Systeme und Exoskelette unter Verwendung digitaler Menschmodelle im Forschungsprojekt SOPHIA

### Zusammenfassung

In diesem Beitrag wird aufgezeigt, wie die digitale Menschmodellierung zur Planung und Simulation kompletter Arbeitsabläufe eingesetzt werden kann und auf welche Parameter durch die Anwendung dieses Modellierungsansatzes geschlossen werden kann. Dies wird eng mit den laufenden Aktivitäten und Ergebnissen des SOPHIA-Projekts verknüpft. Darüber hinaus wird gezeigt, wie im SOPHIA-Projekt personalisierte Menschmodelle entwickelt werden, um die Ergonomie bei der Durchführung von Aufgaben in Zusammenarbeit mit einem robotischen System oder Exoskelett adaptiv zu optimieren.

✉ Susanne Niehaus  
niehaus.susanne@baua.bund.de

<sup>1</sup> Federal Institute of Occupational Safety and Health (BAuA),  
Friedrich-Henkel-Weg 1–25, 44149 Dortmund, Germany

<sup>2</sup> Italian Institute of Technology (IIT), Via  
Morega 30, 16163 Genua, Italy

<sup>3</sup> University of Pisa (UNIP), Largo Lucio  
Lazzarino 1, 56122 Pisa, Italy

<sup>4</sup> imk Industrial Intelligence GmbH,  
Amselgrund 30, 09125 Chemnitz, Germany

<sup>5</sup> University of Twente (UT), Drienerlolaan 5, 7522  
NB Enschede, The Netherlands

**Praktische Relevanz:** Dieser Artikel zeigt den wissenschaftlichen Ansatz zum Einsatz digitaler Menschmodelle innerhalb des Projektes SOPHIA. Dazu wird ein Überblick über den derzeitigen Forschungsstand, sowie verfügbare und innovative Ansätze zur Menschmodellierung im Arbeitskontext. Es werden die Möglichkeiten zur Umsetzung und zum Einsatz personalisierter Menschmodelle zur Optimierung der Ergonomie bei der Arbeit mit robotischen Systemen oder Exoskeletten vorgestellt. Dadurch wird aufgezeigt, welche Entwicklungen schon heute einsetzbar sind und welche Komponenten noch fehlen, um die Interaktion zwischen Mensch und Roboter/Exoskelett besser zu simulieren und dadurch zu optimieren.

**Schlüsselwörter** Digitale Menschmodelle · Mensch-Roboter-Interaktion · Ergonomie

## 1 Introduction

Human factors and ergonomics have long been applied to the development process of robotic systems (Parsons and Kearsley 1982; Sanders and McCormick 1998) but became more and more important for several industrial fields when the need for a flexible and adaptable production was met by a closer cooperation between humans and robots (Charalambous et al. 2015; Gualtieri et al. 2021). A recent literature review by Gualtieri et al. (2021) shows that, although safety aspects in the field of collaborative robotics in the industry have been studied more extensively until now, there is a steep increase of literature focussing on physical and cognitive ergonomics in the last years. Inherent to this line of research is a human-centred approach when designing human-robot interaction (HRI) systems. As part of the ISO 9241-210 (ISO 2019), there are clear recommendations and requirements to ensure a human-centred design when developing software and hardware parts of these interactive systems. With this, researchers, designers and manufacturers aim at ensuring the worker's physical and psychological wellbeing when working with technological systems such as robots and exoskeletons (Lindblom et al. 2020). Another crucial factor for the success of HRI in collaborative workspaces is the acceptance of the technologies (Davis 1993).

Prior to the implementation of new technologies, the usage of digital human modelling software is a valuable addition to the user-centred and ergonomic analysis of workplaces. It enables the graphical modelling of human work activities as well as its time and ergonomic evaluation. Simulation results are based on methods in the field of Industrial Engineering, such as EAWS (Ergonomics Assessment Worksheet) and MTM (Methods-Time-Measurement) for estimating ergonomic risks and production time. Various key performance indicators (KPIs) for performance assessment of the work system can be derived and automatically calculated by the software. With this, it is possible to plan, simulate and visualize manual production tasks. Various valuable parameters for production, such as cycle time, desired task distribution, synchronization/waiting times and walk/drive paths can be compared before and after the implementation of a new technology.

When looking at the monitoring of physical aspects of work processes within a, for example, manufacturing setting, ergonomic and subjective data can, to some extent, be measured via questionnaires, Likert scales and interview protocols which are then analysed by statistics. Moreover, there are solutions for ergonomic monitoring that rely on the observation of whole-body postures or simple measurements like kinematics. However, these methods are often time-consuming and provide results only weeks after the initial subject's assessment. In addition, they mostly rely on subjective data that was obtained after a complete shift, which impairs exact understanding of the relationship between certain technological changes and the human state. Looking at more extensive biomechanical analyses, similar problems occur which are aggravated by the fact that these kinds of analyses are bound to laboratory settings and cannot be transferred to real industrial workplaces due to lengthy data acquisition and complex measurement techniques (Seth et al. 2011). This implies that with current methods it is hardly possible to infer the user's current physiological state or to adapt the robotic system or exoskeleton in real time. More precisely, the main limiting factor in monitoring ergonomics is the inability of measuring individual muscle forces that occur during a task and predicting the likelihood of the onset of future discomfort or injury over time (Winter 2009). Therefore, research aims at developing accurate assessment tools of worker's muscle function that require short preparation time and can provide instant feedback so they can be viably transferred to factory settings (Ranavolo et al. 2018). In order to assist a worker optimally throughout a prolonged working task, muscular strength and stiffness need to be known variables so that the system can infer which muscle groups will be or have been affected by fatigue. Moreover, it is important to understand how a specific external intervention (e.g., the assistance of an exoskeleton or collaborative robot) might change the kinematics of the worker and could therefore contribute to muscle fatigue in other parts of the body than implied by simple kinematic measurements.

The EU funded SOPHIA (Socio-Physical Interaction Skills for Cooperative Human-Robot Systems in Agile Production) project tries to bridge this gap and proposes the development of a new data-driven method that is com-

bined with numerical modelling in order to enable dynamic monitoring of human body movement with minimal set-up time and real-time assessment of muscle function and injury likelihood (SOPHIA 2022). The project's goal is to use advanced non-invasive, low-cost sensing technologies for measuring the human body kinematics as well as bio-signals such as EMG (and/or external interaction forces) to create a personalized digital human model. First, this would have the advantage of a more accurate identification of internal body states in real-time since the musculoskeletal models would be fed by actual movement data, rather than by pre-defined mathematical rules. Secondly, this kind of personalized models would prevent the gender bias of commonly used masculine models, as it would be possible to adapt the model to the operator physical characteristics. Lastly, the proposed human models could play a significant role in decreasing the number of heavy manual lifting operations, and therewith absenteeism through musculoskeletal disorders, significantly. That is, the close feedback loop of actual muscle fatigue or sub-optimal ergonomic postures would make it possible to prompt the workers to optimize their resting periods throughout their shifts and assist them optimally despite individual differences or agile production lines.

This paper provides an example on how digital human modelling can be used for planning and simulating complete work processes and what parameters can be inferred

by using this modelling approach. The described method is used for evaluating physical ergonomics and productivity of work processes at an early design stage that includes human-robot-collaboration. This will be closely linked to the ongoing activities and results from the SOPHIA project. Moreover, it will be shown how personalized human models are developed in the SOPHIA project to optimise the worker's ergonomics when performing tasks with a robotic system or exoskeleton. For the former, the shown approach proposes how to develop highly adaptable robots that are able to reduce stress on joints and muscles by including real-time ergonomic parameters of the human into their movement strategy. The latter method will include steps to develop easy to use, cable-less and model-driven wearable technologies that are able to communicate ergonomic states to the human as well as adapting to them for assistance in manual handling tasks. Lastly, there will be a short description of what still needs to be done to ensure reliable, robust and personalized modelling in an industrial setting.

## 2 Digital human modelling for analysing industrial workplaces

The term “Digital human modelling” (DHM) is not restricted to a specific type of model, software or outcome variables. There are multiple tools for simulating human



Fig. 1 EMA graphical user interface on the example of automotive assembly lines

Abb. 1 Grafische Benutzeroberfläche von EMA mit dem Beispiel einer Automobil-Montagelinie



interaction with the product or workplace and for designing ergonomic work environments. Some of them, for example Siemens Jack, DELMIA Human or EMMA are commercially available. So is the standalone software used in the SOPHIA project: ema Work Designer (EMA). In the following, this tool will be explained in more detail as an example of the current possibilities of such systems. EMA can be used to create a digital model of the complete workspace that can help to ensure safety in process and workplace design (cp Fig. 1): the workplace is virtually simulated and the software allows the evaluation of ergonomic and economic criteria (Bulliger-Hoffmann and Mühlstedt 2016). It was provided by a project consortium member and was used for the evaluation of physical ergonomics and productivity within an industrial use-case as it allows to simulate manual and semiautomatic work processes based on a digital human model in a 3D factory environment.

To this end, EMA includes a library of predefined tasks that is used to create a parameterized job description. The term “task” represents a human activity as a course of movement with specific start and end conditions satisfying certain constraints, for example: Pick the screw out of the {“box X”}, grab the {“screwdriver Y”} and screw {“screwing point Z”}. The software considers the required safety technology, such as sensors and safety zones, by analysing the movement areas and dimensions of the robot (Bauer et al. 2019). The most important result of an EMA simulation is the statement about the general feasibility and plausibility of the planned work process. In addition, the human model’ movements are analysed with established ergonomic methods. Ergonomic parameters are calculated based on the simulated motion data and the work environment and then assessed using standardized ergonomics assessment methods such as EAWS (Schaub et al. 2012), NIOSH (Waters et al. 1993) and OCRA (Occhipinti 1998). A second option is to fill the digital planning environment with data using motion-capturing methods. Motion

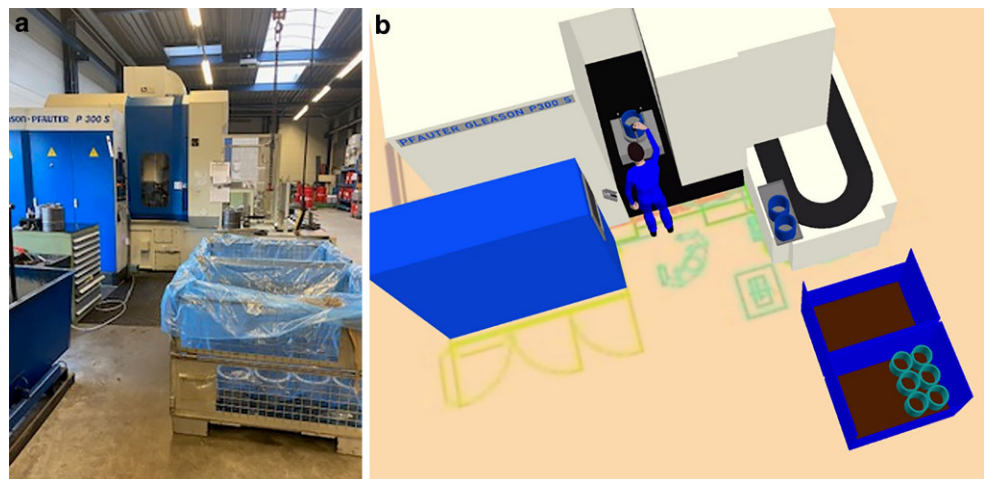
data from a lab or field study, captured by various motion capturing systems, can be imported into the software and evaluated (Ivaldi et al. 2017). This means that real movement data can be used in virtual work planning.

In the field of human-robot collaboration (HRC) digital planning can help to ensure safety in process and workplace design. The workstation can be designed considering the required safety technology, such as sensors and safety zones, by analysing the movement areas and dimensions of the robot. For such applications, an extended robot library was included in EMA. It contains specific technical parameters (speed, degrees of freedom, etc.) for many robots available. One of the main branches using this software system is the German automotive industry (Fritzsche et al. 2019). In addition to them, several other industry branches like aerospace, machinery and supplier have found EMA to be a useful digital planning tool for their manufacturing processes.

The involved industrial partner for the presented use case of the SOPHIA project was a company that produces high-quality gears and mechanical precision parts and acts as a supplier for industrial branches (<http://www.hankamp.nl/>). Iterative analyses of the work instructions and videos of the current work process as well as CAD-data of machines, parts and logistics were used for a first virtual evaluation in EMA. The solution for a specific manual handling task, provided by the partners of the SOPHIA project, was a co-operative robot that would allow workers to operate multiple machines more quickly and with a lighter physical load. Within this simulation a digital model was therefore not only created for the worker but also for the robot in a 3D factory environment. At this point, task distribution between human worker and robot needs to be discussed and assigned within the software. With this, it is possible to better understand and communicate the requirements of this industrial use case to workers and other stakeholders in the company as well as to experts from the technology

**Fig. 2** Real factory workstation (a) and simulation with EMA (b)

**Abb. 2** Realer Arbeitsplatz (a) und Simulation mit EMA (b)



**Table 1** Key performance indicators for the Hankamp use case**Tab. 1** Schlüsselkennzahlen für den Anwendungsfall Hankamp

Simulation KPIs	Before—manual task	After—semiautomatic task	Improvement (in %)
Cycle time	180 s	180 s	–
Active worker time MTM	65 s	44 s	–32
Ergonomic score EAWS	<b>53.0 Pts</b>	<i>21.5 Pts</i>	–59
Walk path per cycle	23 m	4 m	–83
Walk path per shift (8 h)	3.373 m	588 m	–83
Available time for other tasks	115 s	136 s	+21

supplier before the robotic system is actually implemented (cp. Fig. 2).

The performance assessment, including ergonomic parameters, (cp. Table 1) were created semi-automatically through the digital simulation based on the input of load weights and occurring forces. Using various human model percentiles and the simulation of male and female workers based on the anthropometric data of DIN 33402-2, EMA can account for individual differences.

Another possibility to make the ergonomic assessment even more precise, is importing kinematic measurements into the software. The respective data has to be analysed and stored as personalized ability profiles of employees by including characteristics from EAWS (postures, action forces, loads) (Spitzhörn and Kaiser 2020). With this, the software provides the possibility for accurate digital human modelling within industrial workplaces that entails individual ergonomic information about a specific worker. Although importing existing measurements is a valuable addition to virtual ergonomic evaluations, the SOPHIA project has a bigger goal in mind: real-time and automatic measurement and evaluation of ergonomic data. With this, the projects' aim is to influence the human-robot interaction positively by adapting the robotic system or exoskeleton to the current state of the human.

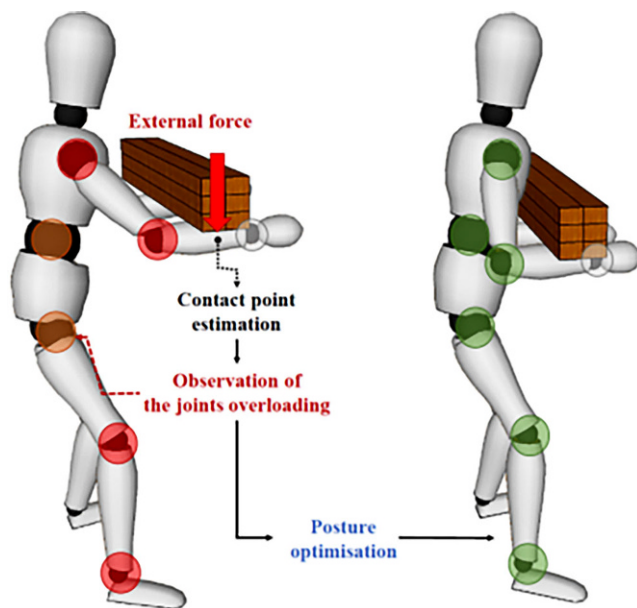
### 3 Real-time model-based control of robots to ensure ergonomic working postures

Measuring the human body, and more specifically human kinematics, is not an easy task and many issues need to be faced since the human body is characterized by an extremely complex architecture. Existing DHM software, as described above, is a valuable tool for ergonomic risk assessment. This holds for desk jobs just as much as for the industrial sector where workers might need to lift heavy objects and might be assisted by robots, exoskeletons or other technologies more often in the near future. However, a highly versatile tool for biomechanical risk assessment becomes important when manufacturing processes change due to an agile production line. Moreover, the development of

cooperative human-robot systems that aim to be adaptable to the human inputs would profit from real-time modelling of the human state. One goal of the SOPHIA project was therefore to develop a digital human model that can be used to classify the biomechanical risk from individual muscle groups during working tasks. Not only would this model contribute to an effective and easy way to ergonomic risk assessment, it would also allow to facilitate the import of personalized and precise data into modelling software such as EMA.

Current approaches in DHM systems provide a valuable starting point for the computational analysis of motor function and kinematics but synergies between muscles, or even between motor units, are highly variable across tasks, training, and fatigue levels (Buchanan and Lloyd 1995; De Serres and Milner 1991; Tax et al. 1990). Static optimization on the other hand relies on the so called “inverse-dynamics” approach, which requires joint moments to serve as the reference target for optimizing muscle forces. To estimate joint moments, force plates are needed to measure the ground reaction forces, which is not suitable for a factory setting or outdoor applications. Another huge disadvantage of these methods is their dissociation from real-time muscle activation and therefore their limited ability to describe the actual state of a worker. Common methods resolve this problem by modelling muscle reflex rules and by optimizing parameters like muscle-tendon, metabolic cost of transport (Markowitz and Herr 2016; Song and Geyer 2015) or the squared muscle activation sum a priori (Pandy and Andriacchi 2010). However, this a priori approach limits the design of effective technologies personalized to an individual worker since different objective functions will lead to different muscle force estimations and it is still unknown what the correct objective function for each movement is. In this context, the a priori optimization criteria chosen to evaluate the human ergonomic factors have a substantial impact on determining the final assessment.

One alternative solution for this problem was brought forward by partners of the SOPHIA project who contributed to the development of a whole-body dynamic online model to monitor and classify the joint overloading in real-time to reduce stressful body postures (cp. Fig. 3). For this, the



**Fig. 3** Based on a model of human whole-body dynamics, the behavior of the robot changes during a cooperative working task and thus induces an improvement in posture through a changed carrying strategy

**Abb. 3** Basierend auf einem Modell der menschlichen Ganzkörperdynamik ändert sich das Verhalten des Roboters bei einer gemeinsamen Arbeitsaufgabe und induziert somit eine Verbesserung der Haltung durch eine veränderte Tragestrategie

common method on joint moment estimation was extended by allowing the subject to be in a dynamic state rather than static one and including the presence of external objects/tools that are manipulated. That is, the model enabled the tracking of task dynamics effects on human joints (Peternel et al. 2017). Therewith, it facilitates the online adaptation of the model parameters to the workers' physical capabilities. This model was then able to estimate the joint moments online without the need of measuring it with a force plate. Such an approach can be applied in cases when either a collaborative robot can estimate the parameters of the unknown object/tool (e.g., measurement by its own force/torque sensor) or when objects/tools are known and the corresponding information are stored in a dedicated database (e.g., the tool can be detected by a vision system). As a result, the overloading joint moments can be obtained for subjects moving freely in the workspace. One valuable progress with this approach is that it renders the usually time-consuming and off-line procedure like the identification of human inertial parameter obsolete.

With these models, a robot is able to use a whole-body dynamic model of the human to optimise its position within a co-manipulation working task (Kim et al. 2021). The effects of an external load on the joints of the human body, overloading joint moments, were hereby minimized through detecting the mass properties of the human tool with cam-

eras. The main advantage of this approach is that the robot can help to reduce the work-related strain and increase the productivity of the human co-worker.

#### 4 Model-based optimization of ergonomics in human-exoskeleton interaction

Besides the accuracy of person-specific models for risk assessment, another important aspect for DHM systems is its real-time operation. For this, accurate digital copies of a person's musculoskeletal systems are needed to understand biomechanical variables like muscle force, tendon strain, joint compressive load, and joint stiffness that are not applied in current kinematic models (Durandau et al. 2017). Knowledge about these parameters is crucial to foresee and prevent the onset and progression of musculoskeletal injuries in occupational settings. Moreover, real-time modelling makes it possible that an assistive technology, for example an exoskeleton, help when needed. This dynamic modelling approach, with an emphasis on the musculoskeletal system, is a core objective technology within the SOPHIA project and goes beyond the state-of-the-art measurements of joint angles, foot-ground pressure, and electromyograms, which only provide indirectly related information to injury likelihood (Lloyd 2021).

One solution is the combination of numerical modelling with data-driven methods. For this, physiologically correct computational models of the human musculoskeletal system were developed that are driven by EMG-activation patterns (Durandau et al. 2017), as well as by low-dimensional sets of activation primitives (Sartori et al. 2013), rather than predefined mathematical rules. This enables the accurate estimation of internal body states that are important indicators of human ergonomics and tightly depend on multi-muscle co-activation including joint compressive loads (Fernandez et al. 2014; Gerus et al. 2013) and joint stiffness (Sartori et al. 2015). These EMG-driven modelling methods are employed for understanding human-machine physical interaction in individuals wearing assistive technologies such as exoskeletons (Sartori et al. 2016). Recently these methods were translated to operate in real-time to establish novel model-based human-machine interfacing (HMIs) schemes (Durandau et al. 2016). The use of a motion capture system to compute joint position by a fully wearables system was compensated by inertial measurement units (IMU) suit that compute in real-time joint position. Here, the actual muscle EMGs are measured experimentally and use these to drive forward dynamic simulation of muscles. This resulted in real-time EMG driven model-based estimation of musculoskeletal forces. Only requiring EMG and kinematic recordings to explore the internal musculoskeletal variables significantly decreases the set-up time for industrial appli-

cation (Durandau et al. 2020). However, in a factory setting, a fully wearable system is indispensable as cables could create unsafe environments. Therefore, muscle synergies and spinal reflexes could replace the EMG sensors in newer biomechanical models, so that it can better fit the factory and outdoor scenarios. In one experiment, the real-time implementation of muscle synergies was tested for the prediction of joint moment. Input of the synergies model, gait segmentation, was computed using the ground reaction forces of the treadmill in real-time. Therewith, the need for measuring EMGs was removed (cp. Fig. 4), resulting in real-time EMG-less model-based estimation of musculoskeletal forces with results for joint moment close to that of inverse dynamics that is considered the current golden standard. Besides, considering machine learning (ML), especially reinforcement learning, has shown strong potential to solve complex problems, ML neural controllers were explored with a new established fast simulation framework (MyoSuite, see also Durandau et al. 2022).

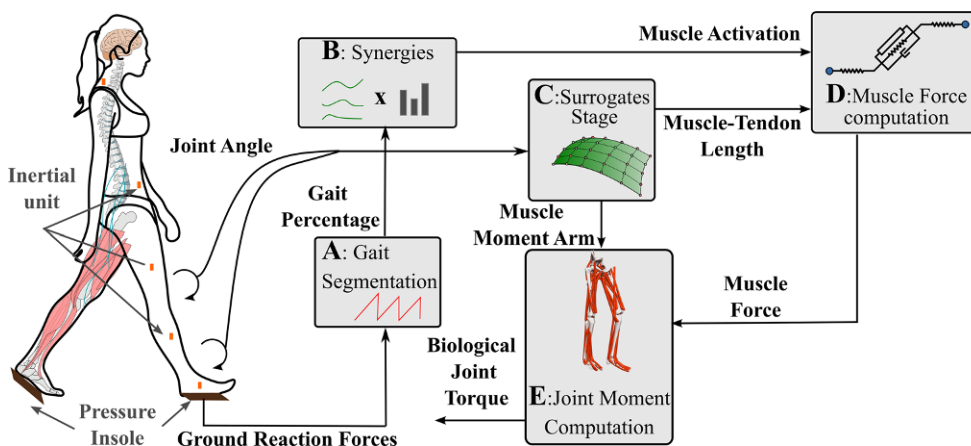
Another important aspect that enables the monitoring of physical endurance and therewith preventing injury risk in HRC is the development of a tool to assess online muscle fatigue (Wang et al. 2022) and human impedance models (Ajoudani et al. 2017; Fang et al. 2018; Dugan and Frontera 2000). Fatigue progression influences the maximum forces a muscle can generate and also the maximum velocity of contraction (Devrome and MacIntosh 2018). Therefore, the human musculoskeletal models must be updated with a fatigue progression model that also includes a re-

covery model. Such models give us an idea of how to vary the assistance provided to the user especially when they are performing an intensive task over an extended period of time.

It has to be considered that not every kinematically correct posture is also free from mechanical tensions and loads on musculoskeletal tissues, in particular if the worker uses compensatory strategies. Furthermore, new findings suggest that a model combining control- and error-based learning is the best choice to describe human control actions.

## 5 Conclusion

Many known approaches for an ergonomic risk assessment are valuable but far from being computationally fast and at the same time accurate enough for assessing the worker's bodily state in real time at industrial workplaces. DHM software such as EMA enables user-centred ergonomic risk assessment in a simulated 3D environment and is most valuable for incorporating human factor principles at an early stage of work system design. However, these software applications are not made to assess the bodily state of a specific human being. It is used as a planning tool that can be easily adapted to several redesigns and customization. Therefore, importing personalized human data can be helpful for further insight into the requirements of specific workstations but is not necessary for a first design phase. Nevertheless, this information is crucial for an ac-



**Fig. 4** Proposed algorithm for EMG-less neuromusculoskeletal model-based joint moment estimation. Muscle activation computation from synergies (B) requires the gait phase (percentage of the gait cycle). Gait phase (A) is estimated from ground reaction force using a gait segmentation algorithm using past time from heel strikes to heel strikes. Ground reaction forces can be obtained from pressure insoles inside the shoe of the user. From joint angles, muscle-tendon length and moment arm are estimated (C) using a surrogate model (B-spline or polynomial). A musculotendon dynamics stage using hill type muscle models (D) computes muscle force from muscle activation and muscle-tendon length. Finally, joint moments are estimated using a moment computation stage (E) based on a skeletal model

**Abb. 4** Vorgeschlager Algorithmus für die EMG-lose neuromuskuloskelettale modellbasierte Schätzung des Gelenkmoments. Die Berechnung der Muskelaktivierung aus Synergien (B) erfordert die Gangphase (Prozentsatz des Gangzyklus). Die Gangphase (A) wird anhand der Bodenreaktionskraft unter Verwendung einer Gangsegmentierung geschätzt. Algorithmus, der die vergangene Zeit von Fersenauftritt zu Fersenauftritt verwendet. Bodenreaktionskräfte können von Druckeinlagen im Schuh des Benutzers erhalten werden. Aus Gelenkwinkeln werden Muskel-Sehnen-Länge und Momentarm geschätzt (C) unter Verwendung eines Ersatzmodells (B-Spline oder Polynom)



curate analysis of the workers' state and to prevent bias or miscalculation due to commonly used masculine model. Therefore, the development of computationally fast (i.e., real-time) models becomes very important after a design is chosen, because a detailed digital human model can be used to verify the results and further tune the design components. Some of this data could also be displayed (as an addition to the traditional ergonomic risk assessment by standards like EAWS and NIOSH) in the EMA results section for a deeper evaluation of the work situation and possible measures for improvement. Not only could they help to increase the value of modelling software like EMA but their estimated musculoskeletal forces (e.g. muscle and joint forces) could also be used on-the-fly for model-based robotic control paradigms. Within the SOPHIA project, a step to create these detailed digital human models is taken. At this time, the accurate estimation of muscle and joint forces in the intact moving human is not completely possible. One limitation lies in the use of EMG sensors which is not feasible for most of the industrial workplaces. However, the developed technologies provide new opportunities to predict injury risk in reconstructed working task within a lab environment and thereby develop bio-protective technologies. The EMG-less digital human models are not yet ready to predict correct muscle forces in a larger repertoire of movements but the developed technologies within the SOPHIA project can serve as a starting point for a more generalized model that can be applied in a variety of industrial settings. This would enable researchers and manufacturer to include a human-centred approach more easily into the design of human-robot-interaction system and provide new possibilities for biomechanical risk assessments and optimal assistance of humans during their working tasks.

**Funding** This article was created as part of the SOPHIA project (which is covered by funding agreement no. 871237). This project is funded by the European Union research and innovation program "Horizon 2020" (H2020-ICT-2019-2/2019–2023).

**Funding** Open Access funding enabled and organized by Projekt DEAL.

**Open Access** This article is licensed under a Creative Commons Attribution 4.0 International License, which permits use, sharing, adaptation, distribution and reproduction in any medium or format, as long as you give appropriate credit to the original author(s) and the source, provide a link to the Creative Commons licence, and indicate if changes were made. The images or other third party material in this article are included in the article's Creative Commons licence, unless indicated otherwise in a credit line to the material. If material is not included in the article's Creative Commons licence and your intended use is not permitted by statutory regulation or exceeds the permitted use, you will need to obtain permission directly from the copyright holder. To view a copy of this licence, visit <http://creativecommons.org/licenses/by/4.0/>.

## References

- Ajoudani A, Fang C, Tsagarakis N, Bicchi A (2017) Reduced-complexity representation of the human arm active endpoint stiffness for supervisory control of remote manipulation. *Int J Robot Res* 37(1):155–167
- Bauer S, Sylaja VJ, Fritzsche L, Ullmann S (2019) Task-based digital human simulation with Editor for Manual Work Activities—Basic functionalities, applications and future works. In: Paul G, Scataglini S (eds) *DHM and Posturography*. Elsevier, London, pp 57–62
- Buchanan TS, Lloyd DG (1995) Muscle activity is different for humans performing static tasks which require force control and position control. *Neurosci Letters* 194(1–2):61–64
- Bulliger-Hoffmann AC, Mühlstedt J (2016) *Homo sapiens Digitalis—Virtuelle Ergonomie und digitale Menschmodelle*. Springer, Berlin
- Charalambous G, Fletcher S, Webb P (2015) Identifying the key organisational human factors for introducing human-robot collaboration in industry: an exploratory study. *Int J Adv Manuf Technol* 81(9):2143–2155
- Davis FD (1993) User acceptance of information technology: system characteristics, user perceptions and behavioral impacts. *Int J Man Mach Stud* 38(3):475–487
- De Serres SJ, Milner TE (1991) Wrist muscle activation patterns and stiffness associated with stable and unstable mechanical loads. *Exp Brain Res* 86(2):451–458
- Devrome AN, MacIntosh BR (2018) Force-velocity relationship during isometric and isotonic fatiguing contractions. *J Appl Physiol* 125(3):706–714
- Dugan SA, Frontera WR (2000) Muscle fatigue and muscle injury. *Phys Med Rehabil Clin N Am* 11(2):385–403
- Durandau G, Sartori M, Bortole M, Moreno JC, Pons JL, Farina D (2016) EMG-driven models of human-machine interaction in individuals wearing the H2 exoskeleton. *IFAC-Pap*
- Durandau G, Farina D, Sartori M (2017) Robust real-time musculoskeletal modelling driven by electromyograms. *IEEE Trans Biomed Eng* 65(3):556–564
- Durandau G, Rampeltshammer W, Kooij HVD, Sartori M (2020) Neuromusculoskeletal model-based controller for voluntary and continuous assistance in a broad range of locomotion tasks. In: *International Symposium on Wearable Robotics*. Springer, Cham, pp 247–250
- Durandau G, Rampeltshammer WF, van der Kooij H, Sartori M (2022) Neuromechanical model-based adaptive control of bilateral ankle exoskeletons: biological joint torque and electromyogram reduction across walking conditions. *IEEE Transactions on Robotics*
- Fang C, Ajoudani A, Bicchi A, Tsagarakis NG (2018) Online model based estimation of complete joint stiffness of human arm. *IEEE Robot Automat Letters* 3(1):84–91
- Fernandez J, Sartori M, Lloyd DG, Munro J, Shim V (2014) Bone remodelling in the natural acetabulum is influenced by muscle force-induced bone stress. *Int J Numer Methods Biomed Eng* 30(1):28–41
- Fritzsche L, Ullmann S, Bauer S, Sylaja VJ (2019) Task-based digital human simulation with editor for manual work activities—industrial applications in product design and production planning. In: Paul G, Scataglini S (eds) *DHM and Posturography*. Elsevier, London, pp 569–575
- Gerus P, Sartori M, Besier TF, Fregly BJ, Delp SL, Banks SA, Pandy MG, D'Lima DD, Lloyd DG (2013) Subject-specific knee joint geometry improves predictions of medial tibiofemoral contact forces. *J Biomech* 46(16):2778–2786
- Gualtieri L, Rauch E, Vidoni R (2021) Emerging research fields in safety and ergonomics in industrial collaborative robotics: a systematic literature review. *Robot Comp-Int Manufact* 67:101998

- ISO 9241-210:2019—ergonomics of human-system interaction—Part 210: Human-centred design for interactive systems (2019) Accessed: 29. Jun. 2022, <https://www.iso.org/obp/ui/#iso:std:iso:9241:-210:ed-2:v1:en>
- Ivaldi S, Fritzsche L, Babič J, Stulp F, Damsgaard M, Graimann B et al (2017) Anticipatory models of human movements and dynamics: the roadmap of the Andy project. In: *Digital Human Models (DHM)*, Jun 2017. Bonn
- Kim W, Peternel L, Lorenzini M, Babič J, Ajoudani A (2021) A human-robot collaboration framework for improving ergonomics during dexterous operation of power tools. *Robot Comput Integr Manuf* 68:102084
- Lindblom J, Alenljung B, Billing E (2020) Evaluating the user experience of human-robot interaction. In: *Human-Robot Interaction*. Springer, Cham, pp 231–256
- Lloyd D (2021) The future of in-field sports biomechanics: wearables plus modelling compute real-time in vivo tissue loading to prevent and repair musculoskeletal injuries. *Sp Biomech*. <https://doi.org/10.1080/14763141.2021.1959947>
- Markowitz J, Herr H (2016) Human leg model predicts muscle forces, states, and energetics during walking. *PLoS Comput Biol* 12(5):e1004912. <https://doi.org/10.1371/journal.pcbi.1004912>
- Occhipinti E (1998) OCRA: a concise index for the assessment of exposure to repetitive movements of the upper limbs. *Ergonomics* 41(9):1290–1311
- Pandy MG, Andriacchi TP (2010) Muscle and joint function in human locomotion. *Ann Rev Biomed Eng* 12:401–433
- Parsons HM, Kearsley GP (1982) Robotics and human factors: current status and future prospects. *Hum Factors* 24(5):535–552
- Peternel L, Kim W, Babič J, Ajoudani A (2017) Towards ergonomic control of human-robot co-manipulation and handover. 2017 IEEE-RAS 17th International Conference on Humanoid Robotics (Humanoids). <https://doi.org/10.1109/HUMANOIDS.2017.8239537>
- Ranavolo A, Draicchio F, Varrecchia T, Silvetti A, Iavicoli S (2018) Wearable monitoring devices for biomechanical risk assessment at work: Current status and future challenges—A systematic review. *Int J Environ Res Public Health* 15(9):2001
- Sanders MS, McCormick EJ (1998) Human factors in engineering and design. *Ind Robot Int J Robotics Comput Manuf* 67:101998
- Sartori M, Gizzi L, Lloyd DG, Farina D (2013) A musculoskeletal model of human locomotion driven by a low dimensional set of impulsive excitation primitives. *Front Comp Neurosci* 7:79
- Sartori M, Maculan M, Pizzolato C, Reggiani M, Farina D (2015) Modeling and simulating the neuromuscular mechanisms regulating ankle and knee joint stiffness during human locomotion. *J Neurophysiol* 114(4):2509–2527
- Sartori M, Lloyd DG, Farina D (2016) Neural data-driven musculoskeletal modeling for personalized neurorehab. *Technologies*. IEEE Trans Biomed Eng
- Schaub KG, Mühlstedt J, Illmann B, Bauer S, Fritzsche L, Wagner T, Bullinger-Hoffmann AC, Bruder R (2012) Ergonomic assessment of automotive assembly tasks with digital human modelling and the “ergonomics assessment worksheet” (EAWS). *Int J Hum Factors Model Simul* 3(3–4):398–426
- Seth A, Sherman M, Reinbolt JA, Delp SL (2011) OpenSim: a musculoskeletal modeling and simulation framework for in silico investigations and exchange. *Proc Iutam* 2:212–232
- Song S, Geyer H (2015) A neural circuitry that emphasizes spinal feedback generates diverse behaviours of human locomotion. *J Physiol* 593(16):3493–3511. <https://doi.org/10.1113/JP270228>
- SOPHIA (2022) <https://project-sophia.eu/>. Accessed 30 June 2022
- Spitzhirn M, Kaiser M (2020) Virtuelle Planung der Zusammenarbeit von Mensch und Roboter mittels ema Work Designer – wirtschaftliche und ergonomische Gestaltung von Mensch-Roboter-Interaktionen. *GfA Frühjahrskongress*, pp 1–6
- Tax AA, Denier van der Gon JJ, Erkelens CJ (1990) Differences in coordination of elbow flexor muscles in force tasks and in movement tasks. *Exp Brain Res* 81(3):567–572
- Wang H, Caggiano V, Durandau G, Sartori M, Kumar V (2022) MyoSim: Fast and physiologically realistic MuJoCo models for musculoskeletal and exoskeletal studies. In: *International Conference on Robotics and Automation (ICRA)*. IEEE, pp 8104–8111
- Waters T, Putz-Anderson V, Garg A, Fine L (1993) Revised NIOSH equation for the design and evaluation of manual lifting tasks. *Ergonomics* 36(7):749–777
- Winter DA (2009) *Biomechanics and motor control of human movement*, 4th edn. John Wiley & Sons, Hoboken