

Lechthaler, Wolfgang; Merkl, Christian; Snower, Dennis J.

Working Paper

Monetary persistence and the labor market: A new perspective

CESifo Working Paper, No. 2935

Provided in Cooperation with:

Ifo Institute – Leibniz Institute for Economic Research at the University of Munich

Suggested Citation: Lechthaler, Wolfgang; Merkl, Christian; Snower, Dennis J. (2010) : Monetary persistence and the labor market: A new perspective, CESifo Working Paper, No. 2935, Center for Economic Studies and ifo Institute (CESifo), Munich

This Version is available at:

<https://hdl.handle.net/10419/30747>

Standard-Nutzungsbedingungen:

Die Dokumente auf EconStor dürfen zu eigenen wissenschaftlichen Zwecken und zum Privatgebrauch gespeichert und kopiert werden.

Sie dürfen die Dokumente nicht für öffentliche oder kommerzielle Zwecke vervielfältigen, öffentlich ausstellen, öffentlich zugänglich machen, vertreiben oder anderweitig nutzen.

Sofern die Verfasser die Dokumente unter Open-Content-Lizenzen (insbesondere CC-Lizenzen) zur Verfügung gestellt haben sollten, gelten abweichend von diesen Nutzungsbedingungen die in der dort genannten Lizenz gewährten Nutzungsrechte.

Terms of use:

Documents in EconStor may be saved and copied for your personal and scholarly purposes.

You are not to copy documents for public or commercial purposes, to exhibit the documents publicly, to make them publicly available on the internet, or to distribute or otherwise use the documents in public.

If the documents have been made available under an Open Content Licence (especially Creative Commons Licences), you may exercise further usage rights as specified in the indicated licence.

Monetary Persistence and the Labor Market: A New Perspective

Wolfgang Lechthaler
Christian Merkl
Dennis J. Snower

CESIFO WORKING PAPER NO. 2935
CATEGORY 7: MONETARY POLICY AND INTERNATIONAL FINANCE
JANUARY 2010

An electronic version of the paper may be downloaded

- *from the SSRN website:* www.SSRN.com
- *from the RePEc website:* www.RePEc.org
- *from the CESifo website:* www.CESifo-group.org/wp

Monetary Persistence and the Labor Market: A New Perspective

Abstract

In this paper we propose a novel way to model the labor market in the context of a New-Keynesian general equilibrium model, incorporating labor market frictions in the form of hiring and firing costs. We show that such a model is able to replicate many important stylized facts of the business cycle. The reactions to monetary and real shocks become much more sluggish. Job creation and job destruction are negatively correlated. And the volatility of unemployment is much larger than in the standard search and matching model.

JEL-Code: A00, A10, A11, E24, E32, E52, J23.

Keywords: monetary persistence, labor market, hiring and firing costs.

Wolfgang Lechthaler
Kiel Institute for the World Economy
Düsternbrookerweg 120
Germany – 24105 Kiel
wolfgang.lechthaler@ifw-kiel.de

Christian Merkl
Kiel Institute for the World Economy
Düsternbrookerweg 120
Germany – 24105 Kiel
christian.merkl@ifw-kiel.de

Dennis J. Snower
Kiel Institute for the World Economy
Düsternbrookerweg 120
Germany – 24105 Kiel
president@ifw-kiel.de

1 Introduction

This paper offers a novel approach of integrating labor market frictions into a standard New Keynesian model with sticky prices. The labor market frictions help explain (i) output and unemployment persistence in response to real and monetary shocks, (ii) strong amplification effects of real and monetary shocks on unemployment and the job finding rate, and (iii) the negative correlation between job creation and job destruction.

At the beginning of each period, unemployed workers choose randomly one of the firms and apply for a job. Worker-firm specific pairs are subject to idiosyncratic shocks. In addition, firms face linear hiring and firing costs. These simple assumptions are sufficient to replicate several important business cycle facts.

First, our model generates output and unemployment persistence in reaction to monetary and real shocks and inflation persistence in response to real shocks. Labor turnover costs - which in this paper are represented by linear hiring and firing costs - lead to a sluggish adjustment in the labor market, even after the monetary impulse or the productivity shock have disappeared. Since labor turnover costs reduce the hiring and firing rates by making hiring and firing more costly, they reduce the levels of hiring and firing activity in the aftermath of a monetary shock. Sluggish labor market adjustment also leads to sluggish product market adjustment after a shock - more sluggish than in the standard New Keynesian models and in closer agreement with the empirical evidence.

Second, the labor market variables in the model show a strong amplification effect in response to both monetary and real shocks. In line with empirical evidence, the standard deviation of the job-finding rate and the unemployment is several times larger than the standard deviation of output. The reason is that idiosyncratic shocks play an important role for the creation of new jobs in our model.¹

Third, our model is able to replicate a negative correlation between the job-finding rate and unemployment. Further, it generates a strong negative correlation between job creation and the job destruction.²

It is well known that the standard small-scale New Keynesian framework with a representative household and neoclassical labor markets does not generate any monetary persistence when the central bank deviates in uncorrelated manner from the Taylor rule interest rate behavior. To overcome this problem, medium scale DSGE models (e.g., Christiano et al., 2005, or Smets and Wouters, 2003, 2007) contain several assumptions which may be difficult to reconcile with microeconomic evidence (e.g., habit formation³ or backward-looking

¹In contrast, in the standard calibration of search and matching models, the idiosyncratic productivity shock is set to replicate the appropriate job destruction rate, while it plays only a minor role for job creation, which is primarily driven by the matching function. See Section 5 for a more detailed intuitive explanation.

²search and matching models with endogenous separations and flexible wages are unable to do so. See Krause and Lubik, 2007.

³Habit formation may be present for specific goods or services, but not for the entire consumption bundle, as it is generally assumed in medium scale models.

indexation⁴).

Recently, the interaction of imperfect labor markets and labor adjustment costs with business cycle dynamics has drawn a lot of attention. Campbell and Fisher, 2000, analyze how hiring and firing costs affect job-turnover at the firm and industry level. Veracierto, 2008, shows in a model of employment lotteries that firing restrictions reduce business cycle fluctuations. In addition, there are several recent contributions that include search and matching frictions into the New Keynesian model (e.g., Walsh, 2005, Blanchard and Galí, 2010, Christoffel and Linzert, 2006, Faia, 2008, Krause and Lubik, 2007, Thomas, 2008, Barnichon, 2008).

As noted by Costain and Reiter, 2008, and Shimer, 2005, the standard search and matching model is not able to replicate the large volatilities of unemployment found in the data. There have been various attempts to remedy this problem. Hall, 2005, introduces wage rigidity. Hagedorn and Manovskii, 2008, propose an alternative calibration, using a very high value of unemployment, which implies that workers do not gain much from finding a job. They note that this is especially relevant for short-term unemployed people. Thus, their calibration obviously fits better to the US than to European countries with their comparably low job-finding rates. Cooper et al., 2005, build a very rich model with fixed and variable costs of hirings, adjustments on the intensive margin and autocorrelated firm-specific shocks. To be able to handle the complexity of the model, they deviate from the common assumption of wage negotiations and assume that firms can set the wage in a take-it-or-leave-it manner. We offer an alternative avenue of bringing the predictions of the new Keynesian model into closer consonance with the empirical evidence, namely, by introducing labor market frictions in the form of hiring and firing costs and providing a new analysis of labor market flows. The assumption of perfect labor markets is widely considered to be a conspicuous weakness of the standard new Keynesian models and this paper shows how this weakness may be addressed in a simple and tractable way and how doing so helps explain various well-know stylized facts.

Our analysis examines the influence of hiring and firing costs on the effectiveness of monetary policy.⁵ These labor market rigidities are empirically observable⁶ and the monetary policy transmission mechanism can be given a straightforward intuition on this basis.

In the absence of labor turnover costs, a worker's current employment probability is independent of whether she was previously employed or unemployed, so that her retention rate is equal to her job finding rate. In the presence of hiring and firing costs, by contrast, her retention rate exceeds her job finding rate,

⁴There is little empirical microeconomic evidence for such indexation. See Woodford, 2007, for a discussion of this issue.

⁵Rotemberg and Woodford, 1999, analyze convex labor adjustment costs. But they focus solely on the implications of these costs for fluctuations of the markup over the business-cycle. Furthermore, their approach does not allow for unemployment.

⁶For the analysis and quantification of firing costs, see, for example, Botero et al., 2004, OECD, 2004, and World Bank, 2008.

and thus current employment depends on past employment. In this setting, a current monetary shock affects not only current, but also future employment. Since labor is used to produce output, employment persistence is translated into output persistence.

Specifically, in the presence of a positive, temporary macroeconomic shock, workers are hired but, on account of firing costs, these workers are not promptly dismissed as soon as the shock is over. Thus, the effects of the shock on employment and output persist. But even in the absence of firing costs, hiring costs create employment and output persistence. For instance, once a temporary positive shock has passed, some workers are retained who would not have been hired in the absence of this shock, due to hiring costs. Thus the positive shock has persistent after-effects.⁷ In this way, the inclusion of labor turnover costs can be shown to explain how monetary shocks have prolonged effects on output and employment.

We calibrate our model under realistic values of hiring and firing costs for a typical European economy. Under uncorrelated iid monetary shocks, it takes several quarters until the economy returns to the steady state, while the standard model generates no persistence at all. After autocorrelated productivity shocks, employment, output and inflation show hump-shaped responses. Thus labor adjustment costs offer a new explanation for output persistence, which has so far been largely unexplored.

The rest of the paper is structured as follows. Section 2 presents the theoretical model and Section 3 explains the calibration. Section 4 discusses the model outcomes, while Section 5 illustrates important business cycle statistics. Section 6 concludes.

2 The Model

Our model grafts a labor market with labor turnover costs, wage bargaining, and employed and unemployed workers onto a New Keynesian framework with Rotemberg adjustment costs. To endogenize hiring and firing decisions, it is assumed that the profitability of each worker is subject to an iid shock each period. Firms can change their price in any period but price changes are subject to quadratic adjustment costs. Monetary policy is represented by a Taylor rule.

2.1 Households

We assume that households have a standard utility function of the form:⁸

⁷Alternatively, consider an employee whose productivity is just high enough to be retained. An unemployed worker with the same productivity will not be offered a job, however, due to the positive hiring cost. In short, hiring costs create persistence in the aftermath of a shock, because in the presence of hiring costs, the retention probability of employees exceeds the hiring probability of the unemployed.

⁸This is similar to the utility function in Krause and Lubik, 2007, except that we do not need money in the utility function, since we model monetary policy by a Taylor rule rather than by a money growth rule.

$$U_t = E_t \sum_{j=t}^{\infty} \beta^{j-t} \frac{c_j^{1-\sigma}}{1-\sigma}, \quad (1)$$

where β is the household's discount factor, σ the elasticity of intertemporal substitution, c a consumption aggregate (described below)⁹ and E is the expectation operator.

As is common in the literature, we assume that each household consists of a large number of individuals, each individual supplies one unit of labor inelastically and shares all income with the other household members (see, e.g., Merz, 1995 or Andolfatto, 1996). This implies that consumption does not depend on a worker's employment status. Thus, the representative household maximizes its utility subject to the budget constraint:

$$Bo_t + c_t P_t = W_t N_t + B U_t + (1 + i_{t-1}) Bo_{t-1} + \Pi_{a,t} - T_t, \quad (2)$$

where Bo are nominal bond holdings, P is the aggregate price level, T are tax payments, i is the nominal interest rate and Π_a are nominal aggregate profits, which are transferred in lump-sum manner, W is the nominal wage, N is the total household labor input, B the income of unemployed workers¹⁰ and U the number of unemployed workers. The intertemporal utility maximization yields the standard consumption Euler equation:

$$c_t = \beta E_t c_{t+1} \left((1 + i_t) \frac{P_t}{P_{t+1}} \right)^{-\frac{1}{\sigma}}. \quad (3)$$

2.2 Production and the Labor Market

There are three types of firms. (i) Firms that produce intermediate goods employ labor, exhibit linear labor adjustment costs (i.e., hiring and firing costs) and sell their homogenous products on a perfectly competitive market to the wholesale sector. (ii) Firms in the wholesale sector transform the intermediate goods into consumption goods and sell them under monopolistic competition to the retailers. They can change their price at any time but price adjustments are subject to a quadratic adjustment cost à la Rotemberg. (iii) The retailers, in turn, aggregate the consumption goods and sell them under perfect competition to the households. The structure of the model is illustrated in Figure 1.

2.2.1 Intermediate Goods Producers

Intermediate good firms hire labor to produce the intermediate good z . Their production function is:

⁹In what follows capital letters refer to nominal variables and small letters refer to real variables (i.e., detrended by the price level).

¹⁰ B can either be interpreted as home production or as unemployment benefits provided by the government (financed by lump-sum taxes).

Stylized Model Structure

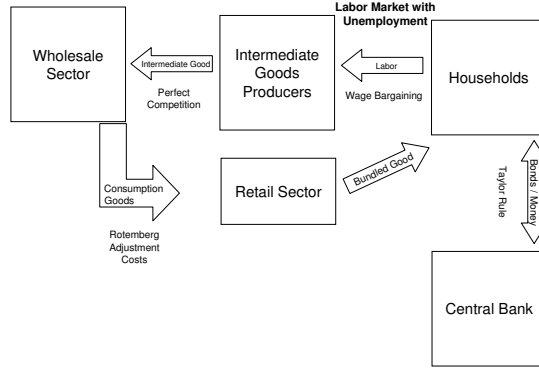


Figure 1: Model structure

$$z_t = a_t N_t, \quad (4)$$

where a is technology and N the number of employed workers. They sell the product at a relative price $p_{z,t} = P_{z,t}/P_t$, which they take as given in a perfectly competitive environment, where P_z is the absolute price of the intermediate good and P is the economy's overall price level.

The labor market approach follows Snower and Merkl, 2006, and Brown, Merkl and Snower, 2007, who model the labor market in a pure partial equilibrium setting, while we extend it to a general equilibrium setting.¹¹

We assume an economy with a large number of firms and a large number of workers. At the beginning of each period, unemployed workers choose randomly one of the firms and apply for a job there. For the resulting worker-firm pair, an idiosyncratic operating cost, ε_t , is drawn, e.g., during the subsequent interview the mutual fit is revealed. The operating costs are measured in terms of the final consumption good. If the shock is sufficiently bad, no match will be made, the worker stays unemployed this period and will contact an other firm next period. Employed workers are also hit by a shock, drawn from the same distribution.

The firms learn the value of the operating costs of every worker at the beginning of a period and base their employment decisions on it, i.e., an unemployed worker with a favorable shock will be employed while an employed worker with a bad shock will be fired. Hiring and firing is not costless, firms have to pay linear hiring costs, h , and linear firing costs, f , both measured in terms of the final consumption good. Wages are determined by bargaining between the median worker and the firm.

¹¹The approach is similar to the way that separations are endogenized in search and matching models, see Mortensen and Pissarides, 1999.

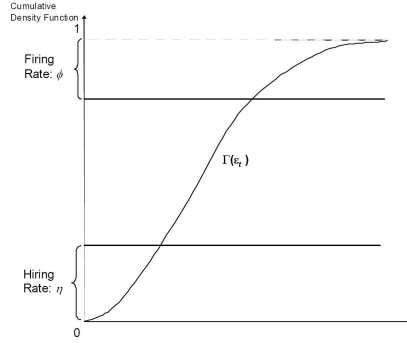


Figure 2: The effect of hiring and firing costs

We assume the following sequence of decisions: First, the operating cost shock takes place. Second, wages are negotiated. And finally, firms make their hiring and firing decisions, taking the operating costs and the wage as given.

Thus, firms will only hire those workers who face low operating costs (see Figure 2) and fire those workers who face high operating costs. Note that the retention rate (i.e., 1 minus the firing rate) is always bigger than the firing rate. The hiring and firing costs drive a wedge between the hiring rate and the retention rate. Once workers are inside the firm, they are protected by firing costs (i.e., she will only be fired if her present value of profits is smaller than minus the firing costs), while the firm has to expense hiring costs to obtain a worker in the first place (i.e., she will only be hired if her present value of profits is bigger than the hiring costs).

Thus, the real expected profit generated by a worker with operating cost ε_t is:¹²

$$\tilde{\Pi}_{I,t}(\varepsilon_t) = a_t p_{z,t} - w_t - \varepsilon_t + E_t \sum_{j=t+1}^{\infty} \Delta_{t,j} \left[\frac{(1 - \phi_j)^{j-t} \left(\frac{a_j p_{z,j} - w_j - \varepsilon_j}{\phi_j f_j (1 - \phi_j)^{j-t-1}} \right)}{E_t(\varepsilon_j | 1 - \phi_j)} - \right], \quad (5)$$

where w is the real wage, $\phi_t = \phi^x + (1 - \phi^x) \phi_t^n$ is the separation probability,¹³ $\Delta_{t,j}$ is the stochastic discount factor from period t to j (i.e., the subjective discount factor weighted with respective periods' marginal consumption utility) and $E_t(\varepsilon_{t+1} | 1 - \phi_{t+1})$ the expected value of operating costs for an insider (i.e.,

¹²We only consider transitory productivity shocks in this paper and ignore productivity growth. In the working paper version, Lechthaler et al., 2008, we show that trending labor turnover costs and operating costs is sufficient to assure that unemployment is unaffected by growth.

¹³As usual in the literature (see, e.g., Krause and Lubik, 2007), we assume that separations consist of an exogenous part, ϕ^x , and an endogenous part, ϕ^n .

conditional on retention), given by:

$$E_t(\varepsilon_{t+1}|1 - \phi_{t+1}) = E_t \left(\frac{1}{1 - \phi_{t+1}} \int_{-\infty}^{v_f} \varepsilon_{t+1} g(\varepsilon_{t+1}) d\varepsilon_{t+1} \right). \quad (6)$$

where $g(\varepsilon_t)$ is the probability density function of the operating cost. To simplify the profit function, we rewrite it in recursive manner:

$$\tilde{\Pi}_{I,t} = a_t p_{z,t} - w_t - \varepsilon_t + E_t(\Delta_{t,t+1} \tilde{\Pi}_{I,t+1}), \quad (7)$$

where $E_t(\tilde{\Pi}_{I,t+1})$ are expected future profits, defined as:

$$E_t(\tilde{\Pi}_{I,t+1}) = E_t \left(\begin{array}{l} (1 - \phi_{t+1})(p_{z,t+1} a_{t+1} - w_{t+1} - E_t(\varepsilon_{t+1}|1 - \phi_{t+1})) \\ + (1 - \phi_{t+1}) \Delta_{t,t+1} \tilde{\Pi}_{I,t+2} - \phi_{t+1} f \end{array} \right). \quad (8)$$

Unemployed workers are hired whenever their operating cost does not exceed a certain threshold such that the profitability of this worker is higher than the hiring cost (see Figure 2 for the graphical illustration), i.e., $\tilde{\Pi}_{I,t}(\varepsilon_t) > h$. Thus, the hiring threshold $v_{h,t}$ (the value of the operating cost at which the firm is indifferent between hiring and not hiring an unemployed worker) is defined by:

$$\tilde{\Pi}_{I,t}(v_{h,t}) = a_t p_{z,t} - w_t - v_{h,t} + E_t(\Delta_{t,t+1} \tilde{\Pi}_{I,t+1}) = h. \quad (9)$$

Unemployed workers whose operating cost is lower than this value get a job, while those whose operating cost is higher remain unemployed. The resulting hiring probability is given by:

$$\eta_t = \Gamma(v_{h,t}), \quad (10)$$

where Γ is the cumulative density function of ε . Similarly, the firm will fire a worker whenever $\tilde{\Pi}_{I,t}(\varepsilon_t) < -f$, i.e., when the operating costs are so high that it is more profitable for the firm to pay the firing cost. This defines the firing threshold (the value of the operating cost at which the firm is indifferent between firing and retaining the worker) as

$$\tilde{\Pi}_{I,t}(v_{f,t}) = a_t p_{z,t} - w_t - v_{f,t} + E_t(\Delta_{t,t+1} \tilde{\Pi}_{I,t+1}) = -f, \quad (11)$$

and the rate of endogenous job destruction is given by

$$\phi_t^n = 1 - \Gamma(v_{f,t}). \quad (12)$$

2.2.2 Employment

The change in employment ($N_t - N_{t-1}$) is the difference between the hiring from the unemployment pool (ηU_{t-1}) and the firing from the employment pool (ϕN_{t-1}), where U_{t-1} and N_{t-1} are the aggregate unemployment and employment levels: $N_t - N_{t-1} = \eta U_{t-1} - \phi N_{t-1}$. Letting ($n_t = N_t/L_t$) be the employment rate, we assume a constant workforce, L_t , and normalize it to one. Thereby, we obtain the following employment dynamics curve.

$$n_t = n_{t-1}(1 - \phi_t - \eta_t) + \eta_t. \quad (13)$$

The unemployment rate is simply $u_t = 1 - n_t$.

2.2.3 Wage Bargaining

We assume that wages are bargained between the firm and its median worker. This assumption fits especially well to the unionized labor markets of continental Europe, but even in the US many industries are influenced by trade unions.¹⁴ In analogy to Hall and Milgrom, 2008, and Snower and Merkl, 2006, we assume that the fall-back position is to continue negotiations next period.¹⁵ To highlight that our results are driven by labor turnover costs, the wage is calibrated in such a way that it responds strongly to changes in average productivity.

The wage is renegotiated in each period t . Under bargaining agreement, the worker receives the real wage w_t and the firm receives the expected profit $(a_t p_{z,t} - w_t - \bar{\varepsilon})$, where $\bar{\varepsilon}$ is the operating cost of the median worker. Under disagreement, the worker's fallback income is b , assumed for simplicity to be equal to real unemployment benefits.¹⁶ The firm's fallback profit is $-s$, i.e., during disagreement there is no production, but the firm suffers some constant and exogenously given losses s . This may be a fixed cost or a cost that is imposed due to a strike. Assuming that disagreement in the current period does not affect future surpluses, the surplus of the worker is $w_t - b$, while the firm's surplus is $a_t p_{z,t} - w_t - \bar{\varepsilon} + s$. Consequently, the Nash-product is:

$$\Lambda_t = (w_t - b)^\gamma (a_t p_{z,t} - w_t - \bar{\varepsilon} + s)^{1-\gamma}, \quad (14)$$

where γ represents the bargaining strength of the worker relative to the firm. Maximizing the Nash-product with respect to the real wage, yields the following equation:

$$w_t = \gamma (a_t p_{z,t} - \bar{\varepsilon} + s) + (1 - \gamma) b. \quad (15)$$

2.2.4 Wholesale Sector and Retail Sector

Firms in the wholesale sector are distributed on the unit interval and indexed by i . They produce a differentiated good $y_{i,t}$ using the linear production technology $y_{i,t} = z_{i,t}$, where $z_{i,t}$ is their demand for intermediate goods. They sell their goods under monopolistic competition to the retailers who use the differentiated goods to produce the final consumption good according to the Dixit-Stiglitz-aggregator:

¹⁴E.g., Hall and Milgrom, 2008, motivate their bargaining setup by referring to negotiations between General Motors and the United Auto Workers.

¹⁵See Cheron and Langot, 2004, for another way to break the close link between the labor market and wage negotiations.

¹⁶Note that b is the real unemployment benefit, while B , as used in the household's budget constraint, is the nominal unemployment benefit.

$$y_t = \left(\int y_{i,t}^{\frac{\varepsilon-1}{\varepsilon}} di \right)^{\frac{\varepsilon}{\varepsilon-1}}, \quad (16)$$

which delivers the standard price index (where $P_{i,t}$ and $y_{i,t}$ denote the firm-specific price and output level respectively):

$$P_t = \left(\int P_{i,t}^{1-\varepsilon} di \right)^{\frac{1}{1-\varepsilon}}, \quad (17)$$

from the cost minimization problem of the aggregating firm. The implied demand function for differentiated products is:

$$y_{i,t} = y_t \left(\frac{P_{i,t}}{P_t} \right)^{-\varepsilon}. \quad (18)$$

Firms in the wholesale-sector can change their prices every period, facing quadratic price adjustment costs a la Rotemberg. They maximize the following profit function:

$$\tilde{\Pi}_{W,t} = E_t \sum_{j=t}^{\infty} \Delta_{t,j} \left[\frac{P_{i,j}}{P_j} y_{i,j} - p_{z,j} y_{i,j} - \frac{\Psi}{2} \left(\frac{P_{i,j}}{P_{i,j-1}} - \bar{\pi} \right)^2 y_j \right], \quad (19)$$

where Ψ is a parameter measuring the extent of price adjustment costs and $\bar{\pi}$ is the steady state inflation rate. Taking the derivative with respect to the price, yields – after some manipulations – the standard price-setting rule under Rotemberg adjustment costs:

$$(1 - \varepsilon) + \varepsilon p_{z,t} - \Psi (\pi_t - \bar{\pi}) \pi_t + E_t \{ \Delta_{t,t+1} \Psi (\pi_{t+1} - \bar{\pi}) \frac{y_{t+1}}{y_t} \pi_{t+1} \} = 0. \quad (20)$$

2.3 Aggregation

To be able to implement the resource constraint, we need to derive the sectors' profits. The real profits of intermediate firms ($\tilde{\Pi}_I$) are revenues minus wage payments minus operating costs minus labor turnover costs:

$$\begin{aligned} \tilde{\Pi}_{I,t} = & p_{z,t} a_t n_t - w_t n_t - (1 - \phi_t) n_{t-1} (1 - \Xi_t^i) - \\ & (1 - n_{t-1}) \eta_t (1 - \Xi_t^e) - n_{t-1} \phi_t f - (1 - n_{t-1}) \eta_t h, \end{aligned} \quad (21)$$

where Ξ_t^i is the expected value of operating costs for insiders, conditional on not being fired and Ξ_t^e is the expected value of operating costs for entrants, conditional on being hired, defined by:

$$\Xi_t^e = \frac{\int_{-\infty}^{v_h} \epsilon_t f(\epsilon_t) d\epsilon_t}{\eta_t}, \quad (22)$$

$$\Xi_t^i = \frac{\int_{-\infty}^{v_f} \epsilon_t f(\epsilon_t) d\epsilon_t}{1 - \phi_t}. \quad (23)$$

The real profits ($\tilde{\Pi}_W$) of the monopolistic competitors (i.e., the wholesale sector) are:

$$\tilde{\Pi}_{W,t} = y_t - p_{z,t} a_t n_t - \frac{\Psi}{2} (\pi_t - \bar{\pi})^2 y_t, \quad (24)$$

while the retailers make zero-profits. Hence overall real profits are given by:

$$\begin{aligned} \tilde{\Pi}_{a,t} &= y_t - w_t n_t - n_{t-1} \phi_t f - (1 - n_{t-1}) \eta_t h - (1 - \phi_t) n_{t-1} (1 - \Xi_t^i) - \\ &\quad (1 - n_{t-1}) \eta_t (1 - \Xi_t^e) - \frac{\Psi}{2} (\pi_t - \bar{\pi})^2 y_t. \end{aligned} \quad (25)$$

Substituting this into the resource constraint (2) (together with $Bo_t = Bo_{t-1} = 0$), we get the relation between consumption and production:

$$\begin{aligned} c_t &= y_t - n_{t-1} \phi_t f - (1 - n_{t-1}) \eta_t h - (1 - \phi_t) n_{t-1} (1 - \Xi_t^i) - \\ &\quad (1 - n_{t-1}) \eta_t (1 - \Xi_t^e) - \frac{\Psi}{2} (\pi_t - \bar{\pi})^2 y_t. \end{aligned} \quad (26)$$

The resource constraint tells us that aggregate consumption is equal to aggregate production minus aggregate labor turnover costs (since real resources are used for the labor turnover costs), aggregate operating costs and price adjustment costs.

2.4 Monetary Policy

Monetary policy follows a standard Taylor rule:

$$\left(\frac{1 + i_t}{1 + \bar{i}} \right) = \left(\frac{\pi_t}{\bar{\pi}} \right)^{\alpha_\pi} \left(\frac{y_t}{y} \right)^{\alpha_y} e^{\lambda_t}, \quad (27)$$

where π_t is the gross inflation rate (i.e., P_t/P_{t-1}), $\bar{\pi}$ is the central bank inflation target, y_t is the actual output, y is the steady state level of output and \bar{i} is the natural interest rate (for a given output and inflation level). λ_t is an exogenous shock to the Taylor rule.

3 Model Calibration

We parameterize our model and use a first order approximation to generate the impulse response functions, the second moments and the correlations between different variables.¹⁷ We use a standard quarterly discount rate of one percent, $\beta = 0.99$, and an intertemporal elasticity of substitution of $\sigma = 2$. The elasticity of substitution between different product types, ε , is set to 10 (see, e.g., Galí, 2008).

Table 1: Parameters of the Numerical Model

Parameter	Description	Value	Source
β	Subjective discount factor	0.99	Standard value
σ	Intertemp. elasticity of subst.	2	Standard value
ε	Elasticity of subst.	10	Gali, 2003
Ψ	Price adjustment cost	104.85	Equivalent to $\theta = 0.75$
a	Productivity	1	Normalization
γ	Workers' bargaining power	0.5	Standard value
f	Firing cost	0.6	Bentolila and Bertola, 1990
h	Hiring cost	0.1	Chen and Funke, 2003
b	Unemployment benefits	0.65	OECD, 2007
$E(\varepsilon)$	Expected value of op. costs	0	Normalization
sd	Distr. scaling parameter	0.44	To match the flow rates
s	Payments under disagreement	0.2	To match the flow rates
α_π	Taylor-rule	1.5	Standard value
α_y	Taylor-rule	0.125	Standard value

As usual in the literature, we set the coefficients in the Taylor rule as follows: $\alpha_\pi = 1.5$ and $\alpha_y = 0.125$.¹⁸

The parameter of price adjustments, Ψ , is calibrated in line with microeconomic evidence for Europe (see Alvarez et al., 2006).¹⁹ For simplicity, we normalize the yearly labor productivity to $a = 1$. The bargaining power of workers, γ , is set to the standard value 0.5.

We take continental Europe as our reference point. We set the firing costs to 60 percent ($f = 0.6$) of the annual productivity which amounts to approximately

¹⁷For the used solution algorithm see, e.g., Juillard, 1996.

¹⁸We assume a standard error of 0.01 for the interest rate shock.

¹⁹Thus, the log-linearized Phillips curve under Calvo price adjustment under an average price duration of four quarters ($\theta = 0.75$) and under our chosen calibration for Rotemberg adjustment costs are equivalent.

68 percent of the annual wage²⁰ and the hiring costs to 10 percent ($h = 0.1$)^{21,22} of annual productivity. In our numerical exercise we will do robustness checks with respect to the magnitude of labor turnover costs. We set the unemployment benefits to 65 percent of the level of productivity ($b = 0.65$). This implies, that in steady state the wage replacement rate is roughly 74 percent, which is in line with evidence for continental European countries (see OECD, 2007).

Operating costs are assumed to follow a logistic distribution with zero mean.²³ The scaling parameter of the distribution and the payments under disagreement, s , are chosen in such a way that the resulting labor market flow rates match the empirical hiring and firing rates described further below. This yields a scale parameter of 0.44 and payments under disagreement of 0.2.

We calibrate our flow rates using evidence for West Germany, as there are only Kaplan-Meier functions for individual countries.²⁴ But we will show further below that these flow numbers are in line with other important continental European countries. Wilke's, 2005, Kaplan-Meier functions indicate that about 20 percent of the unemployed leave their status after one quarter. For a steady state unemployment rate of 9 percent, a quarterly separation rate of 2 percent is necessary. This is roughly in line with Wilke's estimated yearly risk of unemployment. Further, we assume that the steady state share of exogenous separations is two thirds. This is in line with Krause and Lubik, 2007, and German evidence (see, e.g., Erlinghagen, 2005).

The used flow numbers are in line with the OECD, 2004, numbers for other continental European countries.²⁵ We conclude that a quarterly job-finding rate of $\eta = 0.20$ and a firing rate of $\phi = 0.02$ are reasonable averages for continental European countries.

²⁰For the period from 1975 to 1986 Bentolila and Bertola, 1990, calculate firing costs of 92 percent, 75 percent and 108 percent of the respective annual wage in France, Germany and Italy respectively. The OECD, 2004, reports that many European countries have reduced their job security legislation somewhat from the late 1980 to 2003 (in terms of the overall employment protection legislation strictness). Therefore, we consider $f = 0.6$ to be a realistic number for continental European countries.

²¹See Chen and Funke, 2005. Empirical studies on training costs show that training costs are very substantial. Dolfin, 2006, shows that the average training time of a worker takes 201 hours (i.e., roughly 25 working days) during the first quarter of employment. Thus, our number is probably rather a lower bound. To the best of our knowledge, there is no corresponding evidence for Europe.

²²The choice of hiring costs vary widely in the search and matching literature. While Andolfatto, 1996, Thomas and Zanetti, 2009 or Gertler and Trigari, 2009 use hiring costs of approximately 1 percent of output, Shimer, 2005, uses 4 percent, Hall, 2005, uses 8 percent and Mortensen and Pissarides, 1999, use 15 percent. Thus, with our choice we lie well in the middle of the values used in the literature.

²³The logistic distribution is very close to the normal distribution, but has an explicit closed form expressions.

²⁴We choose the Kaplan-Meier functions for Germany, as it is the largest continental European country.

²⁵Although the numbers of the OECD outlook are not directly applicable to our model, since they are built on a monthly basis, it is possible to adjust them using a method described in Shimer, 2007.

4 Labor Turnover Costs and Output Persistence

This section demonstrates how labor turnover costs affect the response of output to monetary and real shocks. We first consider an uncorrelated iid shock to the central bank's Taylor rule. We next consider an autocorrelated shock to aggregate productivity. Finally, we illustrate in more detail the role of labor turnover costs on output persistence and demonstrate that our model also generates output persistence for lower values of labor turnover costs.

4.1 One-Off Interest Rate Shock

Let us assume that there is a one-off expansionary shock to the central bank's Taylor rule of one percent (i.e., the nominal interest is 1 percent below the interest rate under a purely rule based behavior). In the standard New-Keynesian model (see Galí, 2008) this kind of shock generates no persistent change in output or inflation. The variables jump during the impact period and immediately return to their steady state values afterwards (see Figure 3). In the figure it can also be seen that the reaction is different under the new proposed model structure with labor turnover costs (LTCs). It turns out that hiring and firing costs create considerable persistence in the output response (see part 3 of this Section for further numerical illustrations). The figure also hints at the source of persistence. The slow adjustment of employment drives the result.

As usual, an expansionary shock lowers the real interest rate (as the nominal interest rate was adjusted downwards by the central bank and firms cannot adjust their prices flexibly). Therefore, households increase their demand for consumption goods (see consumption Euler equation). To satisfy the bigger demand, firms have to increase their workforce. They can do so via two different channels, by hiring more workers and firing fewer workers.²⁶ Since this is costly, the initial response is more dampened than in a model without labor turnover costs.

Even though the shock has disappeared after the first period, it shows long-lasting after-effects. Some of the workers who are below the firing threshold generate no profit for the firm (i.e., they would not be hired if they were not already within the firm), but it is not worthwhile to fire them, as the expected loss is smaller than the firing costs which would have to be expended. In this way, labor adjustment costs create a sluggish employment adjustment, which affects other markets in a general equilibrium setting.

Note that, in the context of the simplistic model above, inflation increases sharply in the first period and then undershoots its long-run equilibrium value.²⁷

²⁶It is well known in the literature that the extensive margin plays the dominant role for business cycle adjustments compared to the intensive margin. Hansen, 1985, shows that 55 percent of the variation in hours worked is due to variations in the number of employed people, while only 20 percent can be directly attributed to the average hours worked (the rest is due to the covariance term). Thus, the adjustment mechanism in our model is in line with this evidence. The underlying reason is that employment changes on the intensive margin are also associated with costs, namely, the costs of overtime.

²⁷Since intermediate goods producers have the biggest employment adjustment during the

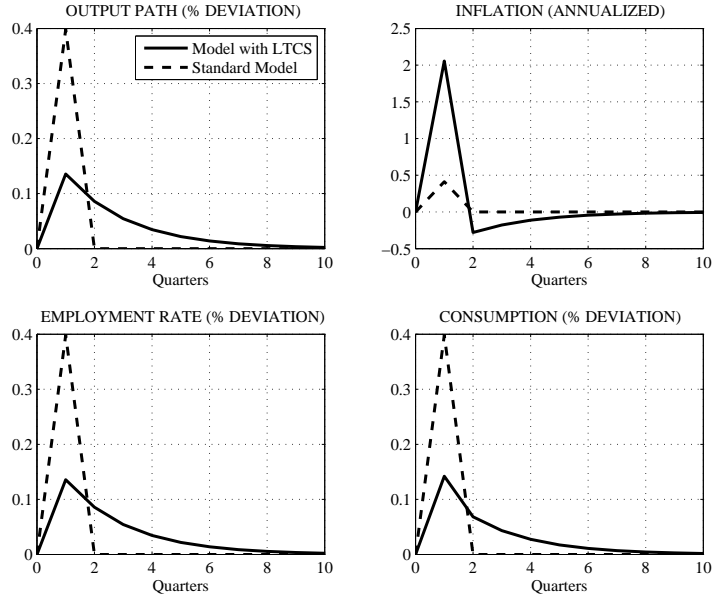


Figure 3: Reaction to an uncorrelated interest-rate shock in the model with LTCs and in the standard model

This counterfactual result is no longer present when monetary shocks are sufficiently autocorrelated, as shown in the working paper version of this paper (see Lechthaler et al., 2008).²⁸

4.2 Productivity Shocks

In this section, we describe the effects of an autocorrelated shock to aggregate productivity. We use a coefficient of autocorrelation of 0.95 and a standard deviation of 0.01. Figure 4 illustrates the results.

While autocorrelated shocks are necessary to generate output persistence in the standard model, in our model they are sufficient to generate a hump-shaped response in output (see Figure 4). This feature is especially attractive, given that empirical studies typically find a hump-shape in output (see, e.g., Christiano et al., 2005, and Smets and Wouters, 2003).

shock period, marginal costs - and with it inflation - increase accordingly. Subsequently, firing increases and hiring falls, as the firm's employment gradually converges to its steady state. A lower hiring rate increases the quality of entrants, which manifests in lower operating costs. The higher firing improves the quality of insiders, as only the more productive workers are retained. Both effects reduce marginal cost in the aftermath of the shock and thus inflation undershoots.

²⁸For evidence on autocorrelated monetary shocks see, e.g., Rudebusch, 2002, 2006, or Fève et al., 2007. Other common assumptions, such as backward indexing, would also avoid the occurrence of undershooting inflation.

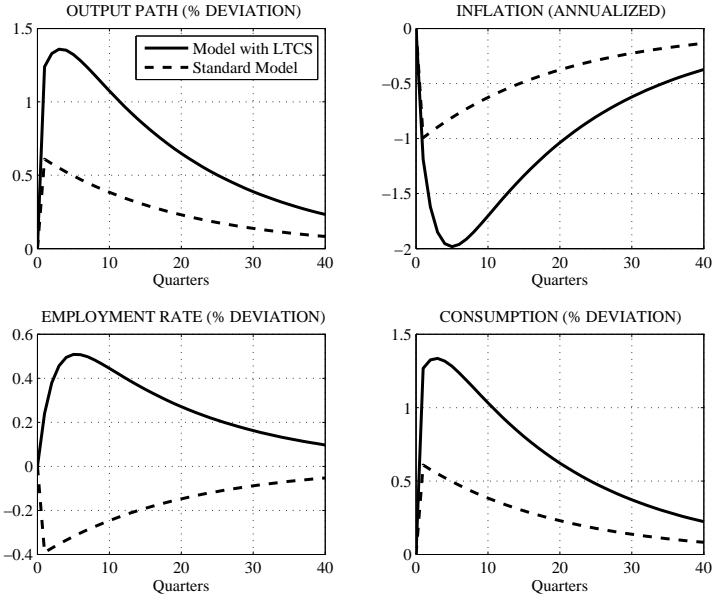


Figure 4: Reaction to a autocorrelated productivity shock in the model with LTCs and in the standard model

Again this result is due to labor turnover costs. Hiring and firing costs imply that adjusting output is costly. Therefore, the impact reaction is dampened. By contrast, in later periods the level of output is already high and therefore further increases are relatively cheap. In other words, due to turnover costs the firm wants to smooth out the adjustment of the workforce.

In contrast, in the standard model without any adjustment costs, the output jumps up to its highest level in the first period and then slowly converges back to its steady state level, one-to-one with the movement in productivity. Note that, although the first reaction in output in our model is dampened by labor turnover costs, the jump in output is still larger than in the standard model. This is due to the decrease in employment in the standard model, as can be seen in the lower left panel of Figure 4, which counteracts the increase in output due to the increase in productivity. In our model, by contrast, employment increases (rather than decreases) in the immediate aftermath of the shock due to the labor turnover costs.²⁹

²⁹It should be kept in mind, that in the standard model employment adjusts via the intensive margin, i.e., hours worked, while in our model adjustment takes place via the extensive margin. The employment reaction to productivity shocks is a hotly debated empirical issue. Some authors find a negative employment reaction after positive productivity shocks (see, for example, Galí, 1999), while others find the opposite (see, for example, Dedola and Neri, 2007).

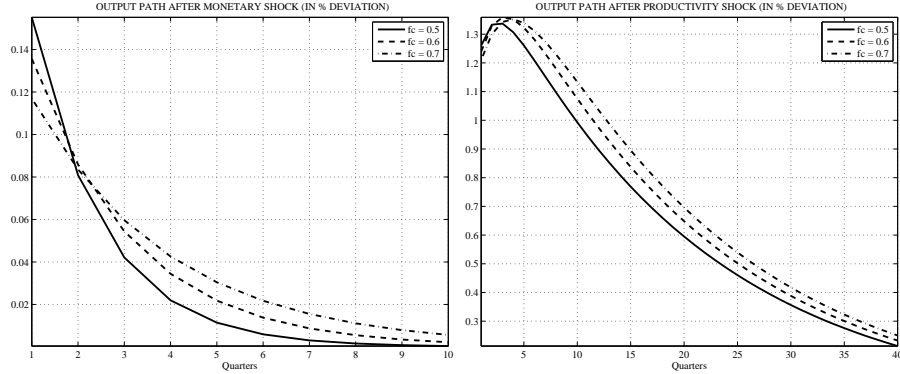


Figure 5: The effect of different firing costs

4.3 The Effect of Labor Turnover Costs

The purpose of this section is twofold. On the one hand, we want to show that both hiring and firing costs tend to increase persistence. On the other hand, we will demonstrate that our model can generate a lot of persistence even for fairly low labor turnover costs.

In our model, labor turnover costs have two effects. First, they change the steady states. Lower labor turnover costs lead to higher employment rates and more production. This corresponds to the observation that the United States have higher employment rates and lower labor turnover costs than Europe.³⁰ Second, as will be shown below, labor turnover costs increase output persistence in response to monetary and real shocks.

To illustrate that, Figure 5 compares our standard calibration with an economy where firing costs are somewhat lower and somewhat higher than in the baseline calibration (i.e., 50 and 70 percent of the annual wage respectively instead of 60 percent as before), keeping all other deep parameters constant. For comparability reasons (as there are steady state movements), we express all the effects in terms of percentage deviations from the respective steady state. The left hand panel shows the impulse response function after a one-period interest-rate shock, while the right hand panel illustrates an autocorrelated productivity shock. As before the autoregressive component is set to 0.95.

Figure 5 shows that higher labor turnover costs lead to more output persistence. The larger the firing costs are, the more sluggish is the adjustment process after both, interest rate and productivity shocks. While the adjustment during the impact period is more pronounced in an economy with lower labor

³⁰Under the given model structure, the employment rate does not generally increase with lower firing costs. For the chosen calibration this is however the case, as the hiring rate reacts more elastically than the firing rate (due to the calibration of the operating costs). This feature is in line with recent empirical evidence, which shows that hiring is more important than firing to explain the business cycle dynamics (see, e.g., Shimer, 2005).

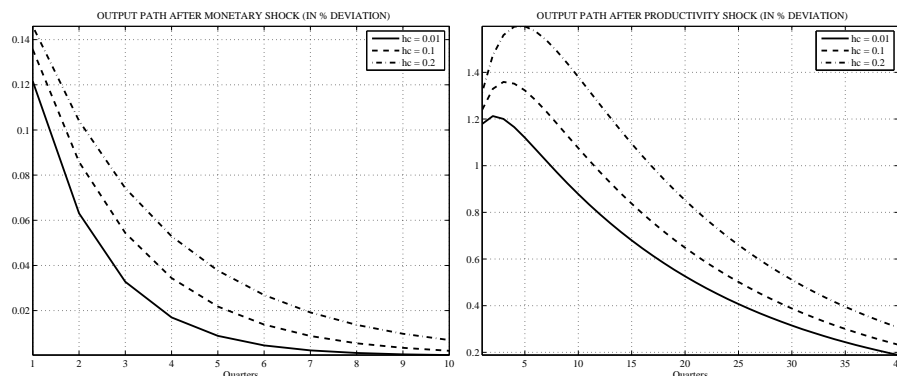


Figure 6: The effect of different hiring costs

adjustment costs, the economy also returns more quickly to the steady state (i.e., shows less persistence). Thus, the adjustment is slowed down by labor turnover costs. Note, however, that even for lower values of firing costs output is still considerably more persistent than in the standard model.

Figure 6 repeats the same exercise for varying degrees of hiring costs. Similar to firing costs, hiring costs tend to lead to more sluggish responses and higher persistence. Note, however, that the effects are relatively small and so our model still generates a large degree of output persistence even when we lower the hiring costs to 1%.

Given the fact, that European countries have considerably higher firing costs, our model would thus predict that persistence is higher in Europe than in the US. The evidence on the volatility of business cycles across countries is mixed. Backus et al., 1995, find that the unconditional volatilities in Europe (for output and employment) are lower than in the United States. This is consonant with the predictions of our model. However, there is also evidence from Vectorautoregressions (VARs) that shows that the reactions to monetary policy shocks in Europe and in the United States are very similar (see, e.g., Angeloni et al., 2003).

One way to resolve this possible contradiction to our model would be to consider realistic countervailing effects (which, for brevity, we have not included in the model above). For example, it can be shown that the more competitive are product markets, the greater is the corresponding degree of output persistence in response to monetary shocks.³¹ Since product markets in the US generally are considered more competitive than those in Europe, on average, this mechanism would be one way to reconcile our model with the evidence from VARs. Furthermore, micro-econometric studies suggest a higher degree of price stickiness in Europe than in the United States (see, for example, Bils and Klenow, 2004, and Alvarez et al., 2006), and this, too, has implications for the comparative

³¹See, for example, Merkl and Snower, 2009, for more details.

degree of monetary persistence.

Moreover, it would be premature to believe that the empirical literature has resolved the question about whether monetary shocks are equally persistent in Europe and the US. In recent studies in this area, the microeconomic structure of estimated medium scale models for Europe and the United States (Smets and Wouters, 2003 and 2007) is specified in a similar manner. Thus these studies examine the data with the same priors on the labor market structure. This may be responsible for the fact that these estimated models generate similar amounts of monetary persistence for Europe and the United States. It remains for future research to examine whether the specification of different labor market structures in Europe and the United States - reflecting differences in labor market institutions in these areas - may lead to different results concerning comparative monetary persistence.

5 Business Cycle Statistics

To be able to make more profound statements on the performance of our model, we compare the second moments of our model to the properties of time series data. As hiring and firing costs are particularly relevant in Europe, we have calibrated our model economy to a typical continental European country. Unfortunately, the relevant labor market data for the euro zone is not available.³² Thus, we compare the volatilities generated by the model to data from Germany, the largest European economy. The labor market facts are taken from Gartner et al., 2009,³³ and the aggregate data on output and inflation from the OECD, 2009.

We proceed in two steps. First, we compare our model to the standard New Keynesian model (NKM), using productivity and interest rate shocks. Second, we compare our model to Krause and Lubik, 2007, who simulate a NKM with a matching function and endogenous separations. For comparability reasons, we replace our interest rate rule with money demand and money supply disturbances in this exercise, as in Krause and Lubik, 2007.

In line with the analysis above, we consider productivity shocks and interest rate shocks (i.e., aggregate supply and demand disturbances) when we compare our model to the standard NKM. Both exercises are done for an interest rate rule with and without interest rate smoothing³⁴ and compared to the outcome of

³²Christoffel et al., 2009, have constructed a labor market data set for the euro zone. Note, however, that it does not contain important variables such as the job-finding rate and the separation rate.

³³For data availability reasons, we have to constrain ourselves to the time period from 1977-2004. See Gartner et al., 2009, for details.

³⁴We adjust the Taylor rule, $\left(\frac{1+i_t}{1+i}\right) = \left(\frac{1+i_{t-1}}{1+i}\right)^{\alpha_s} \left(\left(\frac{\pi_t}{\pi}\right)^{\alpha_\pi} \left(\frac{y_t}{y}\right)^{\alpha_y}\right)^{1-\alpha_s} e^{\lambda_t}$, and set the smoothing parameter, α_s , to 0.8. The autocorrelation of the productivity shock is set to 0.95 and the standard errors of the interest rate and productivity shocks are set to 0.15% and 0.5% respectively. These numbers are broadly in line with de la Croix et al., 2007, and Smets and Wouters, 2003, 2005. Note that the productivity shock plays the dominant role in the business cycle statistics with both shocks. However, medium scale model contain several

Table 2: Business cycle statistics

		Relative SD				Correlations				Autocorrelations			
		y	π	u	jfr	jdr	u,jfr	jfr,jdr	y, π	u	y	π	
	Data	1.00	0.18	7.34	9.35	2.65	-0.91	-0.53	0.40	0.98	0.92	0.57	
Productivity shock,	LTC	1.00	0.37	3.70	4.11	1.71	-0.78	-1.00	-0.98	0.97	0.92	0.96	
without smoothing	NKM	1.00	0.41	-	-	-	-	-	-1.00	-	0.88	0.88	
Productivity shock,	LTC	1.00	0.44	3.88	3.82	1.59	-0.84	-1.00	-0.83	0.98	0.94	0.59	
with smoothing	NKM	1.00	0.43	-	-	-	-	-	-0.85	-	0.94	0.75	
Interest shock,	LTC	1.00	3.12	10.00	29.34	12.20	-0.65	-1.00	0.66	0.59	0.59	-0.13	
without smoothing	NKM	1.00	0.26	-	-	-	-	-	1.00	-	-0.03	-0.03	
Interest shock,	LTC	1.00	2.57	10.00	23.94	9.96	-0.63	-1.00	0.64	0.74	0.74	0.02	
with smoothing	NKM	1.00	0.59	-	-	-	-	-	1.00	-	0.53	0.53	
Joint shocks,	LTC	1.00	0.49	3.96	4.33	1.80	-0.79	-1.00	-0.71	0.97	0.94	0.47	
with smoothing	NKM	1.00	0.46	-	-	-	-	-	-0.47	-	0.88	0.69	

Notes: Data: 1977-2004. Relative standard deviations divided by SD of GDP.

LTC: model with labor turnover costs. NKM: standard New Keynesian model.

the standard NKM. We also consider both shocks simultaneously. As noted, our model generates substantial inflation, output, and unemployment persistence in response to productivity shocks (see last three columns in Table 2). The autocorrelations for inflation, output and unemployment under productivity shocks with interest rate smoothing are very close to what can be found in the actual data. In a similar vein, our model generates output and unemployment persistence in response to interest rate shocks (with and without smoothing). Note, that both our model and the standard NKM do not perform well in replicating inflation persistence in response to an interest rate shock. Therefore, medium scale NKMs (see, e.g., Smets and Wouters, 2003, Christiano et al., 2005) introduce additional adjustment mechanisms to increase inflation persistence. Of course, these mechanisms would also increase inflation persistence in our model.

Our simple labor market model provides a new mechanism to the NKM, which generates considerable persistence and richer dynamics (see, for example, the correlation between output and inflation, which is not -1 or 1 any more). Note that in the standard model, output and inflation persistence in response to a productivity shock (without interest rate smoothing) basically follow the persistence of the underlying shock,³⁵ while they are considerably larger in our model.³⁶ With the two joint shocks, we can roughly replicate the autocorrelations that can be found in the data.

In the data, the standard deviation of the job-finding rate and the unemployment rate are several times larger than the standard deviation of output. Our model shows a strong amplification mechanism both for productivity shocks and interest rate shocks. Table 2 also shows that the amplification effect for interest rate shocks is stronger than for productivity shocks.³⁷ This result is in line with Balleer, 2009, who shows in a VAR estimation that the conditional volatility of job finding and unemployment to technology shocks is smaller than the unconditional volatility, leaving a large role to non-technology disturbances.³⁸

The standard search and matching model does not have a strong amplification mechanism (see Costain and Reiter, 2008, and Shimer, 2005). This problem has led to a growing literature trying to solve this puzzle: Hall, 2005, introduces

demand shocks, thereby giving more weight to them. See Table 3 for an example where the demand shock is more important.

³⁵The autocorrelation of inflation and output is the same as the autocorrelation of the productivity shock in the standard NKM.

³⁶Den Haan et al., 2000, show that search and matching frictions also increases persistence. However, their model uses physical capital and flexible prices and is, therefore, not directly comparable to ours.

³⁷Supply shocks change the production possibility frontier ($y_t = a_t n_t$) and generate short-run adjustment dynamics, which both affect the output path. In contrast, demand shocks only have the latter effect, thereby leading to smaller output variations (for given labor market variations). This explains why the standard deviations of the job-finding rate and the unemployment rate divided by the standard deviation of output are larger under demand shocks.

³⁸Note that Balleer, 2009, did this analysis for the United States. So far, there is no evidence on this issue for Europe.

wage rigidity, Hagedorn and Manovskii, 2008,³⁹ suggest an alternative calibration, Cooper et al., 2007, build many additional features into the model, such as fixed and linear costs of vacancy posting, while Den Haan et al., 2000, introduce physical capital.⁴⁰ In contrast, our model offers a completely different approach, using a standard calibration, flexible wages⁴¹ and a very simple and tractable structure.

The intuition for the amplification effect works as follows: Since the agents in our model face heterogeneous match-specific shocks, supply or demand shocks affect the range of match-specific shocks over which firms are willing to make job offers. Since aggregate productivity shocks are autocorrelated and demand shocks lead to strong and persistent changes in the price for intermediate goods (p_z), they have a substantial leverage effect on the expected present value of profits generated by newly hired workers, and thereby a strong effect on the hiring thresholds (which directly affects the job-finding rate and thus unemployment).

This effect is not at play in the standard search and matching model, as the creation of new jobs is primarily driven by the matching function and not the match-specific heterogeneities. This is certainly true with exogenous separations, where heterogeneities plays no role at all. But it is also true for search and matching models with endogenous separations, as they are typically calibrated. In these models, match-specific heterogeneities are used to calibrate the appropriate job-destruction rate, which is equal to the probability that a new contact through the matching function is destroyed. In our model, all the dynamics are driven by match-specific heterogeneities. Linear hiring and firing costs drive a wedge between the probability of finding a job, which is reduced by linear hiring costs, and the probability that an existing job continues to exist, which is raised by linear firing costs. This generates markedly different dynamics than in a standard search and matching model.

Having shown, that our model can replicate several important stylized facts, we proceed with a careful comparison of our model with models using the matching function. The paper that is closest to ours is Krause and Lubik, 2007. They use a New Keynesian model with a matching function and endogenous separations (and without capital accumulation⁴²). In Table 3,⁴³ we compare the properties of the two models. For comparability reasons, we also use money

³⁹For a discussion of the disadvantages of these two approaches, see Hornstein et al., 2005.

⁴⁰See Fève and Langot, 1996, for a similar model, estimated for France and Chéron and Langot, 2000, for a model with sticky prices.

⁴¹Under our reference calibration, the standard deviation of wages is about 77% of the standard deviation of productivity. When we change the calibration to make wages and productivity move one to one, the amplification effect shows only slight changes.

⁴²For real business cycle models with capital accumulation see, for example, Andolfatto, 1996, Fève and Langot, 1996, and Den Haan et al., 2000.

⁴³Note that the German data refers to the job-finding rate (i.e., new matches divided by unemployment), while Krause and Lubik (2007) and our business cycle statistics refer to the job creation rate. The job creation rate is defined as new matches divided by employment in the previous period. The US data and the KL results are taken from Krause and Lubik (2007).

Table 3: Business cycle statistics - comparison with Krause and Lubik, 2007

	German data	US data	LTC PS	KL PS	LTC MS	KL MS	LTC JS	KL JS
Rel. SD								
U	7.34	6.90	5.26	4.36	10.00	8.20	5.55	4.98
JCR	9.35	2.55	4.68	7.87	23.25	17.17	6.67	9.44
JDR	2.65	3.73	2.29	8.00	8.72	22.94	2.89	11.02
Corr.								
JCR, JDR	-0.53	-0.36	-0.36	0.28	-0.88	0.18	-0.60	0.34
Y, inflation	0.40	0.39	-0.11	-0.11	0.63	0.97	0.01	0.12
Autocorr.								
Output	0.92	0.87	0.96	0.98	0.81	0.78	0.96	0.95
Inflation	0.57	0.56	0.25	0.60	0.11	0.60	0.19	0.61

Notes: PS: Productivity shock MS: Shock to money supply, JS: Joint shock.

supply shocks instead of interest rate shocks.⁴⁴ In contrast to Krause und Lubik, 2007,⁴⁵ our model is able to replicate a negative sign for the correlation between the job creation rate and the job destruction rate. In our model, the job creation and job destruction are both driven by the endogenous cut-off points for the idiosyncratic match specific shocks. Thus, when job creation increases, job destruction decreases and vice versa. This result holds for both demand and supply shocks. Note that the search and matching model with endogenous separations generates counterfactual signs for the correlation between job creation and job destruction. The intuition is straightforward. The endogenous separation rate reacts very sensitively to aggregate shocks (due to an endogenous movement of the cut-off points), thereby changing the unemployment rate very quickly. This affects the ability of the matching function to generate new contacts. Assume a positive productivity shock, which will reduce the unemployment rate. As a consequence, the matching function's ability to create additional matches is reduced and the job destruction rate and job creation rate move in the same direction (see Figure 3 in Krause and Lubik, 2007). Another striking difference between the two models is that the separation rate in Krause and Lubik, 2007, is too volatile, which is not the case in our model.

In a nutshell, our model can replicate many important features of the data, which other models cannot account for. First, in contrast to the standard New Keynesian model with frictionless labor markets, it generates output and unemployment persistence. Second, in contrast to the search and matching model

⁴⁴We use the same numbers as Krause and Lubik, 2007. The standard deviation of the productivity shock and the money shock are 0.0049 and 0.00623, respectively. The coefficients of autocorrelation for the productivity shock and the money shock are 0.95 and 0.49, respectively. To obtain a money demand function, we add money to our utility function ($U(M_t) = \log(M_t/P_t)$).

⁴⁵Note that Krause and Lubik, 2007, use a US calibration. However, Merkl and van Roye, 2009, show that Krause and Lubik's model has very similar properties with a European calibration.

with exogenous separations, it offers a strong amplification mechanism for the job-finding rate and the unemployment rate in response to supply and demand shocks. Third, in contrast to the search and matching model with endogenous separations, it generates realistic correlations between the job creation rate and the job destruction rate.

6 Conclusion

This paper has offered a new labor market mechanism for the amplification and propagation of real and monetary shocks. In contrast to the standard small scale model, our model generates output and unemployment persistence in response to uncorrelated monetary shocks (deviations from the central bank's systematic rule). Further, it generates inflation, output and unemployment persistence in response to real shocks. Since hiring and firing costs reduce labor market flows, they make the labor market's reaction to monetary and macroeconomic shocks more sluggish. The slow reaction of the labor market is transmitted to the product market, thereby generating persistence.

The model offers a strong amplification mechanism in response to macroeconomic shocks (i.e., the job-finding rate and the unemployment are a lot more volatile than output). And the model generates a strong negative correlation between the job creation rate and the job destruction rate.

7 Acknowledgements

We would like to thank Marty Eichenbaum, Ester Faia, Stefan Gerlach, Keith Kuester, Camille Logeay, Roland Winkler and the participants of the IfW staff seminar, the Bundesbank-IWH workshop, the LoWER workshop, the EES kick-off workshop, seminars at the Deutsche Bundesbank, Oesterreichische Nationalbank, Free University Berlin, Humboldt University Berlin, the universities of Hamburg, Dortmund and Würzburg, the Annual Meeting of the European Economic Association and the German Economic Association for very valuable suggestions. We thank Dennis Wesselbaum for excellent research assistance. All remaining errors are our own.

8 Appendix: Set of Nonlinear Equations

To the convenience of the reader, the main equations of the model shall be repeated here. We have 16 endogenous variables: $a, c, y, i, v_h, \eta, v_f, \phi, \phi^n, n, w, p_z, \pi, \Xi^e, \Xi^i, \tilde{\Pi}_I$ and the 16 equations are:

$$\begin{aligned}
c_t &= \beta E_t c_{t+1} \left((1 + i_t) \frac{1}{\pi_{t+1}} \right)^{-\frac{1}{\sigma}} \\
y_t &= a_t n_t \\
h &= a_t p_{z,t} - w_t - v_{h,t} + E_t(\Delta_{t,t+1} \tilde{\Pi}_{I,t+1}) \\
\eta_t &= \Gamma(v_{h,t}) \\
-f &= a_t p_{z,t} - w_t - v_{f,t} + E_t(\Delta_{t,t+1} \tilde{\Pi}_{I,t+1}) \\
\phi_t &= \phi^x + (1 - \phi^x) \phi_t^n \\
\phi_t^n &= 1 - \Gamma(v_{f,t}) \\
E_t(\Delta_{t,t+1} \tilde{\Pi}_{I,t+1}) &= E_t \left(\begin{array}{c} \Delta_{t,t+1} (1 - \phi_{t+1}) (p_{z,t+1} a_{t+1} - w_{t+1} - E_t(\varepsilon_{t+1} | 1 - \phi_{t+1})) \\ + \Delta_{t,t+1} (1 - \phi_{t+1}) \Delta_{t,t+1} \tilde{\Pi}_{I,t+2} - \Delta_{t,t+1} \phi_{t+1} f \end{array} \right) \\
n_t &= n_{t-1} (1 - \phi_t - \eta_t) + \eta_t \\
w_t &= (1 - \gamma) b + \gamma (a_t p_{z,t} - w_t - \bar{\varepsilon}) \\
0 &= (1 - \varepsilon) + \varepsilon p_{z,t} - \Psi(\pi_t - \bar{\pi}) \pi_t \\
&\quad + E_t \{ \Delta_{t,t+1} \Psi(\pi_{t+1} - \bar{\pi}) \frac{y_{t+1}}{y_t} \pi_{t+1} \}. \\
c_t &= y_t - n_{t-1} \phi_t f_t - (1 - n_{t-1}) \eta_t h - (1 - \phi_t) n_{t-1} (1 - \Xi_t^i) \\
&\quad - (1 - n_{t-1}) \eta_t (1 - \Xi_t^e) - \frac{\Psi}{2} (\pi_t - \bar{\pi})^2 y_t \\
\Xi_t^e &= \frac{\int_{-\infty}^{v_h} \epsilon_t f(\epsilon_t) d\epsilon_t}{\eta_t} \\
\Xi_t^i &= \frac{\int_{-\infty}^{v_f} \epsilon_t f(\epsilon_t) d\epsilon_t}{1 - \phi_t} \\
\frac{1 + i_t}{1 + \bar{i}} &= \left(\frac{\pi_t}{\bar{\pi}} \right)^{\alpha_\pi} \left(\frac{y_t}{\bar{y}} \right)^{\alpha_y} e^{\lambda_t} \\
a_t &= a_{ss}^{1-\rho_a} a_{t-1}^{\rho_a} e^{\mu_t}
\end{aligned}$$

9 References

- Alvarez, L. J., Dhyne, E., Hoeberichts, M., Kwapil, C., Le Bihan, H., L nnemann, P., Martins, F., Sabbatini, R., Stahl, H., Vermeulen, P., and Vilmunen, J., 2006. Sticky Prices in the Euro Area: A Summary of New Micro-Evidence. *Journal of the European Economic Association*, Proceedings, Vol. 4, No. 2-3, pp. 575-584.
- Andolfatto, D., 1996. Business Cycles and Labor Market Search. *American Economic Review*, Vol. 86, No. 1, pp. 112-132.
- Angeloni, I., Kashyap, A. K., Mojon, B., Terlizzese, D., 2003. The Output Composition Puzzle: A Difference in Monetary Transmission Mech-

- anism in the Euro Area and the United States. *Journal of Money, Credit, and Banking*, Vol. 35, No. 6, pp. 1265-1306.
- Backus, D., Kehoe, P. and Kydland, F.**, 1995. International Business Cycles: Theory and Evidence. in Cooley, Thomas, ed., *Frontiers of Business Cycles Research*, Princeton University Press, Princeton, pp. 331-356.
- Balleer, A.**, 2009. New Evidence, Old Puzzles: Technology Shocks and Labor Market Dynamics. Kiel Working Paper, No. 1500.
- Barnichon, R.**, 2008. Productivity, Aggregate Demand and Unemployment Fluctuations. Working Paper, No. 47/2008, Federal Reserve Board.
- Bentolila, S. and Bertola, G.**, 1990. Firing Costs and Labour Demand: How Bad is Eurosclerosis. *Review of Economic Studies*, Vol. 57, pp. 381-402.
- Bils, M., and Klenow, P.**, 2004. Some Evidence on the Importance of Sticky Prices. *Journal of Political Economy*, Vol. 112, No. 5, pp. 947-985.
- Blanchard, O., and Gali, J.**, 2010. Labor Markets and Monetary Policy: A New Keynesian Model with Unemployment. *American Economic Journal - Macroeconomics*, forthcoming.
- Botero, J. C., Djankov, S., Porta, R., and Lopez-De-Silanes, F.**, 2004. The Regulation of Labor. *The Quarterly Journal of Economics*, Vol. 119, No. 4, pp. 1339-1382.
- Brown, A., Merkl, C., and Snower, D.**, 2007. Comparing the Effectiveness of Employment Subsidies. IZA Discussion Paper, No. 2835, June 2007.
- Campbell, J. and Fisher, J.**, 2000. Aggregate Employment Fluctuations with Microeconomic Asymmetries. *American Economic Review*, Vol. 90, No. 5, pp. 1323-1345.
- Chen, Y., and Funke, M.**, 2005. Non-wage Labour Costs, Policy Uncertainty and Labour Demand: A Theoretical Assessment. *Scottish Journal of Political Economy*, Vol. 52, No. 5, pp. 687-709.
- Chéron, A., and Langot, F.**, 2004. Labor Market Search and Real Business Cycles: Reconciling Nash Bargaining with the Real Wage Dynamics. *Review of Economic Dynamics*, Vol. 7, No. 2, 476-493.
- Chéron, A., and Langot, F.**, 2000. The Phillips and Beveridge Curves Revisited. *Economics Letters*, Vol. 69, pp. 371-376.
- Christiano, L. J., Eichenbaum, M., and Evans, C.**, 2005. Nominal Rigidities and the Dynamic Effects of a Shock to Monetary Policy. *Journal of Political Economy*, Vol. 113, No. 1, pp. 1-45.

- Christoffel, K., and Linzert, T.,** 2006. The Role of Real Wage Rigidity and Labor Market Frictions for Unemployment and Inflation Dynamics. Bundesbank Discussion Paper, Economic Research Centre: Series 1, No. 11/2006, April 2006.
- Christoffel, K., Kuester, K., and Linzert, T.,** 2009. The Role of Labor Markets for Euro Area Monetary Policy. *European Economic Review*, Vol. 53, pp. 908-936.
- Cooper, R., Haltiwanger, J. and Willis, J.,** 2005. Search Frictions: Matching Aggregate and Establishment Observations. *Journal of Monetary Economics*, Vol. 54, pp. 56-78.
- Costain, J., and Reiter, M.,** 2008. Business Cycles, Unemployment Insurance, and the Calibration of Matching Models. *Journal of Economic Dynamics and Control*, Vol. 32, No. 4, pp. 1120-1155.
- de la Croix, D., de Walque, G., and Wouters, R.,** 2007. Dynamics and Monetary Policy in a Fair Wage Model of the Business Cycle. European Central Bank Working Paper, No. 780.
- Dedola, L., and Neri, S.,** 2007. What Does a Technology Shock Do? A VAR Analysis with Model-Based Sign Restrictions. *Journal of Monetary Economics*, Vol. 54, pp. 512-549.
- Den Haan, W., Ramey, G. and Watson, J.,** 2000. Job Destruction and Propagation of Shocks. *American Economic Review*, Vol. 90, No. 3, pp. 482-498.
- Dolfin, S.** 2006. An Examination of Firms' Employment Costs. *Applied Economics*, Vol. 38, No. 8, pp. 861-878.
- Erlinghagen, M.,** 2005. Lay Offs and Job Security in the Course of Time. *Zeitschrift für Soziologie*, Vol. 34, No. 2, pp. 147-168.
- Faia, E.,** 2008. Optimal Monetary Policy Rules with Labor Market Frictions. *Journal of Economic Dynamics and Control*, Vol. 32, No. 5, pp. 1600-1621.
- Fève, P., Matheron, J., and Poilly, C.,** 2007. Monetary Policy Dynamics in the Euro Area. *Economics Letters*, Vol. 96, No. 1, pp. 97-102.
- Fève, P., and Langot, F.,** 1996. Unemployment and the Business Cycle in a Small Open Economy: G.M.M. estimation and testing with French data. *Journal of Economic Dynamics and Control*, Vol. 20, pp. 1609-1639.
- Galí, J.,** 1999. Technology, Employment, and the Business Cycle: Do Technology Shocks Explain Aggregate Fluctuations? *American Economic Review*, Vol. 89 (1), pp. 249-271.

- Galí, J.**, 2008. Monetary Policy, Inflation, and the Business Cycle: An Introduction to the New Keynesian Framework. Princeton University Press.
- Gartner, H., Merkl, C., and Rothe, T.**, 2009. They Are Even Larger! More (on) Puzzling Labor Market Volatilities. IAB Discussion Paper, No. 12/2009.
- Gertler, M., and Trigari, A.**, 2009. Unemployment Fluctuations with Staggered Nash Wage Bargaining. *Journal of Political Economy*, Vol. 117, No. 1, pp. 38-86.
- Hagedorn, M., and Iourii M.**, 2008. The Cyclical Behavior of Equilibrium Unemployment and Vacancies Revisited. *American Economic Review*, Vol. 98, No. 4, pp. 1692-1706.
- Hall, R.**, 2005. Employment Fluctuations with Equilibrium Wage Stickiness. *American Economic Review*, Vol. 95, No. 1, pp. 50-65.
- Hall, R. and Milgrom, P.**, 2008. The Limited Influence of Unemployment on the Wage Bargain. *American Economic Review*, Vol. 98, No. 4, pp. 1653-1674.
- Hansen, G. D.**, 1985. Indivisible Labor and the Business Cycle. *Journal of Monetary Economics*, Vol. 16, pp. 309-327.
- Hornstein, A., Krusell, P., and Violante, G. L.**, 2005. Unemployment and Vacancy Fluctuations in the Matching Model: Inspecting the Mechanism. *Federal Reserve Bank of Richmond Economic Quarterly*, 91(3): 19-51.
- Juillard, M.**, 1996. Dynare: A Program for the Resolution and Simulation of Dynamic Models with Forward Variables. CEPREMAP Working Paper, No. 9602.
- Krause, M. U., and Lubik, T. A.**, 2007. The (Ir)relevance of Real Wage Rigidity in the New Keynesian Model with Search Frictions. *Journal of Monetary Economics*, Vol. 54, No. 3, pp. 706-727.
- Lechthaler, W., Merkl, C., and Snower, D.**, 2008. Monetary Persistence and the Labor Market: A New Perspective. IZA Discussion Paper, No. 3513.
- Merkl, C., and Snower, D.**, 2009. Monetary Persistence, Imperfect Competition, and Staggering Complementarities. *Macroeconomic Dynamics*, Vol. 13, No. 1, pp. 81-106.
- Merkl, C., and van Roye, B.**, 2009. European Unemployment Dynamics: Looking into the Black Box. mimeo, Kiel Institute for the World Economy.
- Merz, M.** 1995. Search in the Labor Market and the Real Business Cycle. *Journal of Monetary Economics*, Vol. 36, No. 2, pp. 269-300.

- Mortensen, D., and Pissarides, C.,** 1999. New developments in models of search in the labor market, in Ashenfelter, Orley and Card, David, eds., *Handbook of Labor Economics*, pp. 2567-2627.
- OECD,** 2004. OECD Employment Outlook 2004. Organization for Economic Cooperation and Development, Paris.
- OECD,** 2007. Benefits and Wages: OECD Indicators 2007. Organization for Economic Cooperation and Development, Paris.
- OECD,** 2009. OECD Statistics. Organization for Economic Cooperation and Development, Paris.
- Rotemberg, J., and Woodford, M.,** 1999. The Cyclical Behavior of Prices and Costs. *Handbook of Macroeconomics*, Vol. 1B, pp. 1051-1135.
- Rudebusch, G.,** 2002. Term Structure Evidence on Interest Rate Smoothing and Monetary Policy Inertia. *Journal of Monetary Economics*, Vol. 49, pp. 1161-1187.
- Rudebusch, G.,** 2006. Monetary Policy Inertia: Fact or Fiction? *International Journal of Central Banking*, Vol. 2, No. 3, pp. 85-135.
- Shimer, R.,** 2005. The Cyclical Behavior of Equilibrium Unemployment and Vacancies. *American Economic Review*, Vol. 95, No. 1, pp. 25-49.
- Shimer, R.,** 2007. Reassessing the Ins and Outs of Unemployment. NBER Working Paper, No. 13421, September 2007.
- Smets, F., and Wouters, R.,** 2003. An Estimated Dynamic Stochastic General Equilibrium Model of the Euro Area. *Journal of the European Economic Association*, Vol. 1, No. 5, pp. 1123-1175.
- Smets, F., and Wouters, R.,** 2005. Comparing Shocks and Frictions in US and Euro Area Business Cycles: A Bayesian DSGE Approach. *Journal of Applied Econometrics*, Vol. 20, No. 2, pp. 161-183.
- Smets, F., and Wouters, R.,** 2007. Shock and Frictions in US Business Cycles: A Bayesian DSGE Approach. *American Economic Review*, Vol. 97, No. 3, pp. 586-606.
- Snower, D., and Merkl, C.,** 2006. The Caring Hand that Cripples: The East German Labor Market after Unification. *American Economic Review*, Papers and Proceedings, Vol. 96, No. 2, pp. 375-382.
- Thomas, C.,** 2008. Search and Matching Frictions and Optimal Monetary Policy. *Journal of Monetary Economics*, Vol. 55, No. 5, pp. 936-956.
- Thomas, C. and Zanetti, F.,** 2009. Labor Market Reform and Price Stability: An Application to the Euro Area. *Journal of Monetary Economics*, Vol. 56, No. 6, pp. 885-899 .

- Veracierto, M.**, 2008. Firing Costs and Business Cycle Fluctuations. *International Economic Review*, Vol. 49, No. 1, pp. 1-39.
- Walsh, C.**, 2005. Labor Market Search, Sticky Prices, and Interest Rate Policies. *Review of Economic Dynamics*, Vol. 8, No. 4, 829-849.
- Wilke, R.**, 2005. New Estimates of the Duration and Risk of Unemployment for West-Germany. *Journal of Applied Social Science Studies*, Vol. 125, No. 2, pp. 207-237.
- Woodford, M.**, 2007. Interpreting Inflation Persistence: Comments on the Conference on "Quantitative Evidence on Price Determination". *Journal of Money, Credit and Banking*, Supplement to Vol. 39, No. 1, pp. 203-210.
- World Bank**, 2008. Doing Business 2009. The World Bank Group, Washington.

CESifo Working Paper Series

for full list see www.cesifo-group.org/wp

(address: Poschingerstr. 5, 81679 Munich, Germany, office@cesifo.de)

- 2873 Burkhard Heer and Alfred Maußner, Computation of Business-Cycle Models with the Generalized Schur Method, December 2009
- 2874 Carlo Carraro, Enrica De Cian and Massimo Tavoni, Human Capital Formation and Global Warming Mitigation: Evidence from an Integrated Assessment Model, December 2009
- 2875 André Grimaud, Gilles Lafforgue and Bertrand Magné, Climate Change Mitigation Options and Directed Technical Change: A Decentralized Equilibrium Analysis, December 2009
- 2876 Angel de la Fuente, A Mixed Splicing Procedure for Economic Time Series, December 2009
- 2877 Martin Schlotter, Guido Schwerdt and Ludger Woessmann, Econometric Methods for Causal Evaluation of Education Policies and Practices: A Non-Technical Guide, December 2009
- 2878 Mathias Dolls, Clemens Fuest and Andreas Peichl, Automatic Stabilizers and Economic Crisis: US vs. Europe, December 2009
- 2879 Tom Karkinsky and Nadine Riedel, Corporate Taxation and the Choice of Patent Location within Multinational Firms, December 2009
- 2880 Kai A. Konrad, Florian Morath and Wieland Müller, Taxation and Market Power, December 2009
- 2881 Marko Koethenbuerger and Michael Stimmelmayer, Corporate Taxation and Corporate Governance, December 2009
- 2882 Gebhard Kirchgässner, The Lost Popularity Function: Are Unemployment and Inflation no longer Relevant for the Behaviour of Germany Voters?, December 2009
- 2883 Marianna Belloc and Ugo Pagano, Politics-Business Interaction Paths, December 2009
- 2884 Wolfgang Buchholz, Richard Cornes and Dirk Rübelke, Existence and Warr Neutrality for Matching Equilibria in a Public Good Economy: An Aggregative Game Approach, December 2009
- 2885 Charles A.E. Goodhart, Carolina Osorio and Dimitrios P. Tsomocos, Analysis of Monetary Policy and Financial Stability: A New Paradigm, December 2009
- 2886 Thomas Aronsson and Erkki Koskela, Outsourcing, Public Input Provision and Policy Cooperation, December 2009

- 2887 Andreas Ortmann, "The Way in which an Experiment is Conducted is Unbelievably Important": On the Experimentation Practices of Economists and Psychologists, December 2009
- 2888 Andreas Irmen, Population Aging and the Direction of Technical Change, December 2009
- 2889 Wolf-Heimo Grieben and Fuat Şener, Labor Unions, Globalization, and Mercantilism, December 2009
- 2890 Conny Wunsch, Optimal Use of Labor Market Policies: The Role of Job Search Assistance, December 2009
- 2891 Claudia Buch, Cathérine Tahmee Koch and Michael Kötter, Margins of International Banking: Is there a Productivity Pecking Order in Banking, too?, December 2009
- 2892 Shafik Hebous and Alfons J. Weichenrieder, Debt Financing and Sharp Currency Depreciations: Wholly vs. Partially Owned Multinational Affiliates, December 2009
- 2893 Johannes Binswanger and Daniel Schunk, What is an Adequate Standard of Living during Retirement?, December 2009
- 2894 Armin Falk and James J. Heckman, Lab Experiments are a Major Source of Knowledge in the Social Sciences, December 2009
- 2895 Hartmut Egger and Daniel Etzel, The Impact of Trade on Employment, Welfare, and Income Distribution in Unionized General Oligopolistic Equilibrium, December 2009
- 2896 Julian Rauchdobler, Rupert Sausgruber and Jean-Robert Tyran, Voting on Thresholds for Public Goods: Experimental Evidence, December 2009
- 2897 Michael McBride and Stergios Skaperdas, Conflict, Settlement, and the Shadow of the Future, December 2009
- 2898 Ben J. Heijdra and Laurie S. M. Reijnders, Economic Growth and Longevity Risk with Adverse Selection, December 2009
- 2899 Johannes Becker, Taxation of Foreign Profits with Heterogeneous Multinational Firms, December 2009
- 2900 Douglas Gale and Piero Gottardi, Illiquidity and Under-Valuation of Firms, December 2009
- 2901 Donatella Gatti, Christophe Rault and Anne-Gaël Vaubourg, Unemployment and Finance: How do Financial and Labour Market Factors Interact?, December 2009
- 2902 Arno Riedl, Behavioral and Experimental Economics Can Inform Public Policy: Some Thoughts, December 2009

- 2903 Wilhelm K. Kohler and Marcel Smolka, Global Sourcing Decisions and Firm Productivity: Evidence from Spain, December 2009
- 2904 Marcel Gérard and Fernando M. M. Ruiz, Corporate Taxation and the Impact of Governance, Political and Economic Factors, December 2009
- 2905 Mikael Priks, The Effect of Surveillance Cameras on Crime: Evidence from the Stockholm Subway, December 2009
- 2906 Xavier Vives, Asset Auctions, Information, and Liquidity, January 2010
- 2907 Edwin van der Werf, Unilateral Climate Policy, Asymmetric Backstop Adoption, and Carbon Leakage in a Two-Region Hotelling Model, January 2010
- 2908 Margarita Katsimi and Vassilis Sarantides, Do Elections Affect the Composition of Fiscal Policy?, January 2010
- 2909 Rolf Golombek, Mads Greaker and Michael Hoel, Climate Policy without Commitment, January 2010
- 2910 Sascha O. Becker and Ludger Woessmann, The Effect of Protestantism on Education before the Industrialization: Evidence from 1816 Prussia, January 2010
- 2911 Michael Berlemann, Marco Oestmann and Marcel Thum, Demographic Change and Bank Profitability. Empirical Evidence from German Savings Banks, January 2010
- 2912 Øystein Foros, Hans Jarle Kind and Greg Shaffer, Mergers and Partial Ownership, January 2010
- 2913 Sean Holly, M. Hashem Pesaran and Takashi Yamagata, Spatial and Temporal Diffusion of House Prices in the UK, January 2010
- 2914 Christian Keuschnigg and Evelyn Ribi, Profit Taxation and Finance Constraints, January 2010
- 2915 Hendrik Vrijburg and Ruud A. de Mooij, Enhanced Cooperation in an Asymmetric Model of Tax Competition, January 2010
- 2916 Volker Meier and Martin Werding, Ageing and the Welfare State: Securing Sustainability, January 2010
- 2917 Thushyanthan Baskaran and Zohal Hessami, Globalization, Redistribution, and the Composition of Public Education Expenditures, January 2010
- 2918 Angel de la Fuente, Testing, not Modelling, the Impact of Cohesion Support: A Theoretical Framework and some Preliminary Results for the Spanish Regions, January 2010
- 2919 Bruno S. Frey and Paolo Pamini, World Heritage: Where Are We? An Empirical Analysis, January 2010

- 2920 Susanne Ek and Bertil Holmlund, Family Job Search, Wage Bargaining, and Optimal Unemployment Insurance, January 2010
- 2921 Mariagiovanna Baccara, Allan Collard-Wexler, Leonardo Felli and Leeat Yariv, Gender and Racial Biases: Evidence from Child Adoption, January 2010
- 2922 Kurt R. Brekke, Roberto Cellini, Luigi Siciliani and Odd Rune Straume, Competition and Quality in Regulated Markets with Sluggish Demand, January 2010
- 2923 Stefan Bauernschuster, Oliver Falck and Niels Große, Can Competition Spoil Reciprocity? – A Laboratory Experiment, January 2010
- 2924 Jerome L. Stein, A Critique of the Literature on the US Financial Debt Crisis, January 2010
- 2925 Erkki Koskela and Jan König, Profit Sharing, Wage Formation and Flexible Outsourcing under Labor Market Imperfection, January 2010
- 2926 Gabriella Legrenzi and Costas Milas, Spend-and-Tax Adjustments and the Sustainability of the Government's Intertemporal Budget Constraint, January 2010
- 2927 Piero Gottardi, Jean Marc Tallon and Paolo Ghirardato, Flexible Contracts, January 2010
- 2928 Gebhard Kirchgässner and Jürgen Wolters, The Role of Monetary Aggregates in the Policy Analysis of the Swiss National Bank, January 2010
- 2929 J. Trent Alexander, Michael Davern and Betsey Stevenson, Inaccurate Age and Sex Data in the Census PUMS Files: Evidence and Implications, January 2010
- 2930 Stefan Krasa and Mattias K. Polborn, Competition between Specialized Candidates, January 2010
- 2931 Yin-Wong Cheung and Xingwang Qian, Capital Flight: China's Experience, January 2010
- 2932 Thomas Hemmelgarn and Gaetan Nicodeme, The 2008 Financial Crisis and Taxation Policy, January 2010
- 2933 Marco Faravelli, Oliver Kirchkamp and Helmut Rainer, Social Welfare versus Inequality Concerns in an Incomplete Contract Experiment, January 2010
- 2934 Mohamed El Hedi Aroui and Christophe Rault, Oil Prices and Stock Markets: What Drives what in the Gulf Corporation Council Countries?, January 2010
- 2935 Wolfgang Lechthaler, Christian Merkl and Dennis J. Snower, Monetary Persistence and the Labor Market: A New Perspective, January 2010