

Meissner, Leonie P.; Peterson, Sonja; Semrau, Finn Ole

Article — Published Version

It's not a sprint, it's a marathon: reviewing governmental R&D support for environmental innovation

Journal of Environmental Planning and Management

Provided in Cooperation with:

Kiel Institute for the World Economy – Leibniz Center for Research on Global Economic Challenges

Suggested Citation: Meissner, Leonie P.; Peterson, Sonja; Semrau, Finn Ole (2024) : It's not a sprint, it's a marathon: reviewing governmental R&D support for environmental innovation, Journal of Environmental Planning and Management, ISSN 1360-0559, Taylor & Francis, London, Iss. Latest Articles, pp. 1-27,
<https://doi.org/10.1080/09640568.2024.2359442>

This Version is available at:

<https://hdl.handle.net/10419/306604>

Standard-Nutzungsbedingungen:

Die Dokumente auf EconStor dürfen zu eigenen wissenschaftlichen Zwecken und zum Privatgebrauch gespeichert und kopiert werden.

Sie dürfen die Dokumente nicht für öffentliche oder kommerzielle Zwecke vervielfältigen, öffentlich ausstellen, öffentlich zugänglich machen, vertreiben oder anderweitig nutzen.

Sofern die Verfasser die Dokumente unter Open-Content-Lizenzen (insbesondere CC-Lizenzen) zur Verfügung gestellt haben sollten, gelten abweichend von diesen Nutzungsbedingungen die in der dort genannten Lizenz gewährten Nutzungsrechte.

Terms of use:

Documents in EconStor may be saved and copied for your personal and scholarly purposes.

You are not to copy documents for public or commercial purposes, to exhibit the documents publicly, to make them publicly available on the internet, or to distribute or otherwise use the documents in public.

If the documents have been made available under an Open Content Licence (especially Creative Commons Licences), you may exercise further usage rights as specified in the indicated licence.



<http://creativecommons.org/licenses/by/4.0/>



It's not a sprint, it's a marathon: reviewing governmental R&D support for environmental innovation

Leonie P. Meissner, Sonja Peterson & Finn Ole Semrau

To cite this article: Leonie P. Meissner, Sonja Peterson & Finn Ole Semrau (08 Jul 2024): It's not a sprint, it's a marathon: reviewing governmental R&D support for environmental innovation, Journal of Environmental Planning and Management, DOI: [10.1080/09640568.2024.2359442](https://doi.org/10.1080/09640568.2024.2359442)

To link to this article: <https://doi.org/10.1080/09640568.2024.2359442>



© 2024 The Author(s). Published by Informa UK Limited, trading as Taylor & Francis Group.



Published online: 08 Jul 2024.



[Submit your article to this journal](#)



Article views: 486



[View related articles](#)



[View Crossmark data](#)






Citing articles: 1 [View citing articles](#)



REVIEW ARTICLE

It's not a sprint, it's a marathon: reviewing governmental R&D support for environmental innovation

Leonie P. Meissner , Sonja Peterson  and Finn Ole Semrau* 

*Department of Innovation and International Competition, Kiel Institute for the World Economy,
Kiel, Germany*

(Received 12 October 2023; final version received 8 May 2024)

In a race against global warming, the world must accelerate the development and adoption of environmental innovations (EIs). In this literature review, we explore the role of governments in promoting EIs across stages of maturity and assess the potential to reduce emissions. Theoretical frameworks on market imperfections underline the necessity of governmental Research and Development (R&D) support. While emission pricing remains the most cost-efficient climate policy, it fails as a stand-alone instrument to sufficiently encourage EI. Overall, the optimal approach is a policy mix complementing emission pricing with governmental R&D support. The theoretical finding is backed by empirical studies on the development and deployment of renewable energies, which also show that investment in R&D can effectively reduce emissions. The review concludes by dissecting two pivotal policy initiatives, the US Inflation Reduction Act and the European Green New Deal Industrial Plan, evaluating their potential to effectively contribute to decarbonization.

Keywords: green/eco-/environmental innovation; R&D support; climate policy; innovation policy

JEL: O32; O38; Q54; Q55; Q58

1. Introduction

The urgency to combat climate change heightens as the deadline for net-zero emission targets is rapidly approaching. However, existing clean technologies are inefficient in achieving emission reduction targets beyond 2030 (International Energy Agency 2021). For further decarbonization and achieving net-zero emissions, it requires environmental innovation (EI) to bring immature clean energy technologies to market readiness and develop a suite of novel technologies. Despite the importance of EI, green patenting activity has shown a considerable downward trend in the past decade such that the current innovation level is deemed to be insufficient to derive a net-zero economy (Cervantes *et al.* 2023; Probst *et al.* 2021). But the green transition is not only a race against global climate change but also one for market power. The International Energy

*Corresponding author. E-mail: finn-ole.semrau@ifw-kiel.de, semrau.finn@gmail.com

Agency (IEA) forecasts that the clean technology industry will be worth US\$650 billion annually by 2030 (International Energy Agency 2023). Serving that industry can contribute to economic prosperity in a net-zero emission future.

The passing of the Inflation Reduction Act (IRA) in the US has catapulted governmental support for research and development (R&D) for EI back on the political agenda in pursuit of hitting the net-zero emissions target by mid-century as well as capturing a front-row seat in the clean energy market. As part of the IRA, the US commits US\$370 billion in tax credits to a clean energy economy to empower American environmental innovators (The White House 2023). While the IRA might have fueled the discussion, the US is not alone in its efforts to decarbonize its economy while boosting it. Similar green industrial policies are observable in other world regions, most notably Europe's Green Industrial Plan embedded in the European Green Deal worth around 600 billion € to fund a just energy transition.¹ Despite the enormous amounts of funding allocated to these efforts, the question remains as to how effective innovation policy is in achieving environmental objectives.

In this literature review, we analyze the role and impact of governmental R&D support for EIs to address climate change and facilitate the green transition towards a net-zero future. As governmental R&D support for EIs, we consider any form of fiscal support for R&D by governments that reduces the cost of EIs such as grants, tax credits or subsidies for capital costs (Cervantes *et al.* 2023; Fischer and Newell 2008). The term EI is often used synonymously with green innovation or eco-innovation, which we define as an innovation which leads to reduced environmental degradation throughout its life cycle compared to relevant alternatives. Moreover, we consider EIs across different stages of maturity, e.g. green patents which are granted for inventions that are novel to the market vs. the adoption of EIs that are novel to the firm but are already established in a sector (e.g. Kemp and Pearson 2007).

Building on the literature review, we show that governments play a significant role in promoting R&D to incentivize investment in EIs due to market failures impeding EI activities. These market failures include knowledge creation, reduced environmental degradation, network externalities, the path dependency of innovation, or incomplete information, to name a few (Acemoglu *et al.* 2012; Aghion *et al.* 2016; Cervantes *et al.* 2023; Jaffe, Newell, and Stavins 2005; Rennings 2000). While there are challenges and trade-offs, governmental support for green R&D is the most popular climate policy (Dabla-Norris *et al.* 2023; Dechezleprêtre *et al.* 2022). However, as a stand-alone policy instrument, R&D policy is cost inefficient in reducing environmental degradation (Fischer and Newell 2008; Popp 2006). Nonetheless, governmental R&D support complements carbon pricing, reducing overall emission mitigation costs because it addresses several market failures related to EI creation and diffusion (Fischer and Newell 2008; Veugelers 2012). Accordingly, combining carbon pricing and R&D subsidies in a well-balanced policy mix can effectively and efficiently accelerate innovation and mitigation.

Accordingly, theoretical motivation validates that green R&D effectively supports the take-off of EIs. As one of the most comprehensive empirical studies on governmental R&D and EIs, Johnstone, Haščić, and Popp (2010) find that governmental, green R&D has significantly increased the innovation activity for renewable energy (RE). Also, the use of a policy mix by combining R&D support with demand-pull policies is important to foster EI activities (Lindman and Söderholm 2012). Additionally, governmental green R&D supported the capacity expansion of RE (Polzin *et al.* 2015)

due to cost savings from green R&D (Klaassen *et al.* 2005), and thus, leads to a decrease in CO₂ emissions at the country-level (Paramati *et al.* 2021). Firm-level analysis – although primarily considering private R&D expenditure rather than governmental R&D – show that green R&D reduces both the energy and carbon intensity of technologies, leading to emission reductions (Alam *et al.* 2019).

The theoretical and empirical necessity for governmental R&D support EIs is recognized by governments across the globe that have started to introduce extensive industrial policy packages to address climate issues through EI – most notably the US IRA and the EU Green Deal Industrial Plan. We argue that the latter can successfully accelerate the take-off of EI since it complements carbon pricing in the EU. The IRA's environmental success is likely constrained to the short term as it is designed to favor mature clean technologies and neglects the importance of immature EIs for the long term. Additionally, the IRA combines different political targets in one policy, blurring the lines between environmental and industrial policy goals to the detriment of the former. By replicating the IRA for industrial policy reasons, the EU Green Deal Industrial Plan risks inefficiencies in a first-best policy scheme. Ultimately, the support for EI can advance clean technologies from which the global community may benefit.

With this literature review, we contribute to the EI literature in multiple ways. First, a large body of research analyzes the role of governmental R&D in promoting EIs across stages of maturity, but the literature streams are widely unrelated despite including insights relating to each other. In particular, the extensive theoretical and empirical works are seldom connected. Both literature strands highlight the role of governmental R&D support in supporting EI, but its full potential can only be reaped in a policy mix that combines both environmental and innovation aspects. Second, most studies focus on the relationship between general R&D support and innovation activities. We go beyond these studies by eliciting the environmental effect of governmental R&D support. In so doing, we not only echo the importance of governmental R&D support in the context of EI but also provide insights on whether and how governmental R&D strategies can be part of a fruitful environmental policy. Third, we take these insights to add to the debate of the recent and powerful governmental industrial policy packages – namely the IRA and the EU Green Deal Industrial Plan – and discuss their ability to foster EI and, importantly, contribute to emission reductions. Finally, we highlight questions that have remained unanswered by our literature review and present prospects for future research directions.

The paper comprises several policy implications. Our main policy implication is that governmental R&D support is a crucial part of the environmental policy package due to the twin-market failures between the environment and innovation. Accordingly, the success of policies depends on the existence of both an environmental and innovation policy, while a stand-alone policy is insufficient. Taking this insight to discuss the recent policy activities in the US and the EU, the EU Green Deal Industrial Plan can be a successful complement to the carbon pricing scheme, while the IRA is unlikely to achieve emission reductions in a cost-efficient way. In addition, both policy packages risk favoring mature EIs and neglect the importance of nascent EIs to reach net-zero targets.

We structure the literature review as follows: We start by drawing on the extensive theoretical literature on the justifications for green governmental R&D support to address the question of why such support is needed to stimulate EIs (Section 2). We then assess the interplay of governmental R&D support with other policy instruments

in light of the different justifications and focus on the importance of governmental R&D in an environmental policy mix (Section 3). Next, we move away from the questions of why governmental support for EI makes sense and how it should be generally set up and turn to its actual impacts considering the different stages of the innovation process from invention over innovation through deployment. In this line, we first summarize empirical evidence of the support of governmental R&D on the innovation and deployment of clean technologies (Section 4) and then in its ability to foster emission reductions (Section 5). In Section 6, we apply the lessons learned to discuss current R&D policies in the EU and the US in their ability to not only act as an innovation/industry policy but also as an environmental policy. Finally, we derive conclusions and suggestions for further research (Section 7).

2. Justifications for green governmental R&D support

In this section, we address the question of why governmental R&D support for EI is needed and explore the numerous justifications found in the literature. Often, they are related to market imperfections or even market failures. To provide a structured overview, we group them into five categories, even though we acknowledge that these sometimes overlap. In doing so, we strongly build on the foundations laid by Jaffe, Newell, and Stavins (2005) and amend their discussion on externalities, versions of dynamic increasing returns and uncertainties by other aspects including path dependencies – as highlighted by the seminal contributions of Acemoglu *et al.* (2012) and Aghion *et al.* (2016) – and industrial policy targets – as highlighted in Rodrik (2014).

2.1. Externalities: knowledge creation and reduced environmental degradation

Knowledge is non-rival and often non-excludable. Due to these public good characteristics, innovative firms cannot fully internalize the gains of innovations (Grossman and Helpman 1991). The diffusion of knowledge to other market participations can be significant. For US firms, Myers and Lanahan (2022) find that every government-supported grant resulted in spillover effects leading to three more patents by others. Although the study is not limited to green patents, Rodrik (2014) argues that the novelty of EIs, the highly experimental nature, and the risks for pioneering entrepreneurs are characteristics making EIs prone to the market failure of non-internalized knowledge spillovers. In addition, EIs are characterized by reduced environmental degradation, e.g. decarbonization. In combination, the positive knowledge creation and reduced environmental degradation lead to an underinvestment of firms in EIs, which is known as the double externality problem (Jaffe, Newell, and Stavins 2005; Popp 2006; Rennings 2000). EI policy is thus part of an optimal set of public policies to incentivize green investment. Such an EI policy is relevant for the invention and diffusion phase of EIs. A lack of governmental policies results in less investment, as it would be socially desirable (Jaffe, Newell, and Stavins 2005). However, finding an optimal R&D subsidy to internalize externalities is not an easy task. The main reason is the intertemporal dimension of EIs induced by dynamic increased returns (Lancker and Quaas 2019).

2.2. Dynamic increasing returns: learning by using, learning by doing and network externalities

Adoption externalities describe that the costs of using a particular technology depend on the number of users who have already adopted it and the production of the good itself. Such dynamic increasing returns can be generated by learning by using, learning by doing and network externalities (Jaffe, Newell, and Stavins 2005).

Learning by using refers to the learning process that occurs when others observe the application of a new technology. Consequently, the adopter of EI creates a positive externality by generating information about the existence, characteristics, and success of the new technology (Jaffe, Newell, and Stavins 2005). Learning by doing sheds light on the supply-side of the EI adoption. With production experience, costs tend to fall significantly (Jaffe, Newell, and Stavins 2005). Goulder and Mathai (2000) distinguish between R&D-based and learning by doing-based knowledge creation. R&D-based knowledge creation lowers the marginal costs of abatement in the future but increases the costs of abatement today relative to the future. Similarly, learning by doing-based knowledge creation affects marginal costs in the present and future. In addition, abatement today lowers the costs of abatement in the future. The learning rate describes the reduction of cost for each doubling of cumulative production or capacity and defines the so-called learning curve that links, e.g. the cumulative production of a technology to its costs. Productivity gains obtained by learning by doing are also a justification for governments to over-proportionally subsidize costlier technologies because these costs might fall considerably in the long term (Lancker and Quaas 2019). Already in 2006, Nemet (2006) emphasizes the historically unique speed of technology development observable in solar photovoltaics. However, he finds that learning by doing is only weakly driving the decline in production costs. Instead, a broader set of influences, such as technical barriers, industry structure and characteristics of demand are relevant drivers explaining the decline. However, Lindman and Söderholm (2012) emphasize the geographical domain of learning and stress that studies allowing for the presence of global learning find higher learning rates. By systematically analyzing the literature on the learning rates reported for 11 power-generating technologies, Rubin *et al.* (2015) show that learning can be powerful. For instance, for onshore wind, they find an average learning rate of 12% and for solar photovoltaic energy systems a learning rate of even 23%.

Finally, network externalities describe that the value of technologies increases with the number of users (Berndt, Pindyck, and Azoulay 2003; Jaffe, Newell, and Stavins 2003). This dynamic can lead to a dominance of technology, even though close substitutes are available (Aghion *et al.* 2019; Berndt, Pindyck, and Azoulay 2003). Such a lock-in – also known as path dependency – is observable for some fossil technologies and is a major constraint hampering the market-based take-off of EIs (Cervantes *et al.* 2023). The dynamic nature and path dependency of EIs make it more challenging to design optimal R&D support that remains optimal in the long term (Acemoglu *et al.* 2016; Lancker and Quaas 2019). We discuss the path dependency of innovation in more detail next.

2.3. Path dependency of innovation

Several studies show that path dependencies do exist for both clean and dirty production. Aghion *et al.* (2016) empirically reveal for the automotive sector that regions and

firms with a specialization in dirty patenting, show lower activities in green patenting in the future. They also find a path dependency in clean technologies: firms' history in green patenting determines the likelihood of future green patenting.

Acemoglu *et al.* (2012) emphasize that avoiding a technological lock-in in dirty production calls for governmental action. Governments have a crucial role in preventing the economy from heading towards an environmental disaster due to the path dependency of dirty technologies. Without intervention, innovation and production would be directed to dirty sectors because these sectors have a comparable advantage against clean technologies. First, a market size effect directs innovation towards the sectors with larger input markets, e.g. in the market for established technologies. Furthermore, scientists build on the existing stock of knowledge and direct their research to areas that are well funded and where other experienced scientists are working. These scientists can build their research on the ideas and knowledge to 'stand on the shoulders of giants'. Second, a price effect directs innovation towards sectors with higher prices, which is naturally the relatively polluting sector.

Aghion *et al.* (2019) discuss further sources for a path dependency directed towards dirty technologies. First, there is a network effect because of incentives to deploy innovations that use existing infrastructure, e.g. charging stations for electric vehicles vs. petrol stations for cars with a combustion engine or smart grids are the foundation for smart meters. Breaking path dependencies requires switching costs, which private actors might not be willing to pay. Second, especially in the initial phase, shifting to a green economy ties up production factors, which potentially restricts drivers of long-term economic growth. Third, different technologies unfold a higher payoff as complements, e.g. renewable energies show a higher payoff complemented by storage capacities.

Notably, Lancker and Quaas (2019) model the optimal subsidy to internalize externalities, while considering the intertemporal dimensions of EIs induced by path dependency and learning by doing. They find that the optimal subsidy should consider the initial productivity of a technology. As a result, subsidies should be higher for less advanced technologies, providing incentives for technology diversification. The approach is deemed optimal when productive sites are scarce, limiting future knowledge utilization, and when technologies mature rapidly with limited potential for further learning.

2.4. Incomplete information and financial constraints

Uncertainties regarding investment costs and the returns on innovation are an additional domain of market imperfections (Jaffe, Newell, and Stavins 2005). While innovators have a more comprehensive understanding of the risks and opportunities of new green technologies, investors face incomplete information, leading them to demand a risk premium to compensate for such uncertainty. As a result, there is less private R&D activity than socially desirable. Such a pattern, for instance, partly explains underinvestment in energy-saving technologies, such as those related to housing. House owners may be hesitant to invest in energy-saving technologies if they have uncertainties about the magnitude of savings in their energy bill, which can ultimately result in reduced, or even non-existent, investments in energy savings (Jaffe, Newell, and Stavins 2005).

In general, Bond, Harhoff, and Van Reenen (2005) empirically show that financial constraints significantly discourage investments in R&D. A lack of access to external funds hinders especially young and small companies to innovate. This can reduce the pace of green transformation because new companies are typically the companies that innovate radically, while older companies focus on incremental changes. Venture capital is a vehicle to enable greater risk-taking and to unfold the innovative capacity of these companies (Cervantes *et al.* 2023). Governments can support venture capital by different means such as tax breaks or beneficial regulations for funds to invest in respective startups and small companies showing high growth rates. Financial constraints might also be an issue for private households.

2.5. *Acceptability and green industrial policy*

As outlined so far, without governmental intervention there is an underinvestment in green R&D in the private sector. Rodrik (2014) discusses why many economists are traditionally reluctant to favor green R&D policy. First, the capability of policymakers in achieving well-targeted and effective interventions is questioned. Second, the justifications for governmental action discussed so far are valid from the perspective of a decision maker aiming to improve global welfare. However, for environmental degradation, where the damage is global and not locally restricted, such justifications are not necessarily binding for national governments targeting domestic welfare. Third, knowledge externalities of R&D are frequently global rather than national. In an interconnected world, knowledge and learning rapidly spill over borders, e.g. along global value chains (e.g. De Loecker 2007; Hanley and Semrau 2022; Semrau 2023) or between different affiliations of multinational companies (e.g. Brucal, Javorcik, and Love 2019; Kannen, Semrau, and Steglich 2021). The international diffusion of EIs opens opportunities for global climate action because most green R&D activities take place in industrialized countries while the bulk of emission growth is happening in emerging countries (Cervantes *et al.* 2023; Copeland, Shapiro, and Scott Taylor 2022). However, governments anticipating such spillovers might be reluctant to financially support green R&D (Rodrik 2014).

Although the benefits of green R&D policy are often at the global level rather than the national level, green R&D support is a popular policy tool around the world. The popularity can be explained by the fact that other climate policies, such as emission pricing, have distributional consequences for business models in dirty technologies and alternatives have little political appeal once they risk reducing economic activities (Fischer and Newell 2008). In line with this, Dechezleprêtre *et al.* (2022) find, in a cross-country survey, that green R&D support schemes are more popular among voters and citizens than alternatives, such as carbon pricing, bans or regulation. Similarly, Dabla-Norris *et al.* (2023) show that carbon pricing is a relatively unpopular policy instrument. However, they stress that using revenues to support green infrastructure and low-carbon technologies can increase public acceptability. Furthermore, Rodrik (2014) states support of the domestic industry in global competition is the main reason for governments to subsidize green R&D. Green industrial policy can potentially create a first-mover advantage by redirecting economic activities towards clean technologies and enabling long-term comparative advantages. However, the intention to shift rents from foreign producers to domestic producers targeted to create national

benefits comes at the social costs of other countries and is well-known as a beggar-thy-neighbor policy.

In summary, there is a strong theoretical foundation for the global need for green R&D support schemes. Governments can step in to break market imperfections and to improve global social welfare. Conversely, green industrial policy is normally at the national or regional level and creates distortions by itself. Facing this trade-off, Rodrik (2014) highlights the highly second-best context of green industrial policy and concludes that boosting green industries for competitive reasons increases global welfare only as long as there are no barriers against foreign market entry. This already points towards the relevance of the entire policy mix in which governmental support for EI is only one component and where also the existence or non-existence of other policy measures affects the ultimate innovation outcome. We discuss this issue in the next section.

3. R&D Support in the climate policy mix

In this section, we discuss the role of green R&D policies in a broader climate policy mix and how they complement, substitute or contradict other policies. The section strongly builds on the seminal contribution to the literature by Fischer and Newell (2008). Given the explained market imperfections relating to EI, it is no surprise that once such imperfections are incorporated into a theoretical model, R&D support is part of an optimal policy mix. This goes hand in hand with the Tinbergen rule stating that each market failure policymakers aim to address requires its own policy instrument (Tinbergen 1952). Related to this, Fischer and Newell (2008) show for the electricity market that in the presence of R&D spillovers and learning by doing optimal governmental policy includes a carbon price, a subsidy for R&D into renewable energy and a production subsidy for the deployment of renewable energy. In other words, while emission prices correct for the environmental externality, R&D and deployment support are needed to correct for the knowledge spillovers and learning by doing effects. Among others, Fischer, Preonas, and Newell (2017) extend this first and central model developed by Fischer and Newell (2008) and introduce additional market failures, such as the undervaluation of investment returns in energy efficiency by consumers. The study confirms that R&D support is an efficient complement to carbon pricing in addressing these issues. However, aggressive deployment policies might conflict with achieving overall welfare gains, especially when emissions pricing is already sufficiently implemented. Policymakers need to carefully consider the specific circumstances and characteristics of each market failure to devise a comprehensive and robust climate policy mix.

The described cost efficiency of combining carbon taxes with R&D subsidies is also shown by several other studies. For instance, the theoretical model in Otto, Löschel, and Reilly (2008) also results in an optimal policy mix including carbon pricing, R&D subsidies and production subsidies. Calibrating the model to the European Emission Trading Scheme (EU ETS) shows that combining the EU ETS with R&D subsidies leads to increased cost efficiency. The cost reduction is particularly strong once climate policy is differentiated – even in a rudimentary way – between technologies, e.g. CO₂ intensive vs. non-CO₂ intensive. The main explanation is that the EU ETS fails to correct for R&D related knowledge spillovers and this market failure affects technologies differently. Veugelers (2012) highlight the role of governments to

leverage private R&D. Thereby, green R&D support again unfolds its full potential in a policy mix. Building on an empirical analysis of firms in Belgium, she states that an optimal policy mix combines carbon pricing, performance-based regulations and public funding. Ang, Röttgers, and Burli (2017) emphasize the relevance of a credible long-term price on emissions combined with R&D support for long-term investment and innovation in early-stage renewable technologies. Even though private green R&D spending shows higher efficiency and has more positive economic implications, Fragkiadakis, Fragkos, and Paroussos (2020) highlight that public R&D is particularly important to push the development of immature and highly uncertain technologies. In addition, they also show that complementing carbon prices with public and private R&D results in better cost efficiency.

Starting from an optimal policy mix, the question arises which of the instruments is the most important as a second-best, stand-alone policy. By evaluating each climate policy instrument in isolation, Fischer and Newell (2008) back the standard claim of many economists that emission pricing is the most cost efficient measure to mitigate climate change, while green R&D subsidies alone are cost inefficient. Furthermore, emission pricing can encourage the adoption of technologies, though effectiveness varies between different environmental policies (Requate and Unold 2003). In general, prices are a major driver of (environmental) innovation (Newell, Jaffe, and Stavins 1999; Popp 2002).

In comparison, Popp (2006) finds that green R&D support boosts R&D activities but has little impact on the climate itself. The failure of R&D support to address the environmental externality, by encouraging the diffusion of existing EIs, explains this pattern. Accordingly, he concludes that there is no free lunch in climate policy and R&D policy cannot substitute more restrictive emissions pricing. However, R&D support can improve the cost efficiency of climate policy when it complements emission pricing.

However, climate policy takes place in a second-best context where the theoretically most efficient option is unattainable (Bertram *et al.* 2015; Fischer, Hübler, and Schenker 2021; Rodrik 2014). In such a second-best world, it is not politically feasible to set carbon prices to their optimal level or to correct for all market failures through market-based approaches. By modelling different combinations of carbon prices and R&D subsidies, Bertram *et al.* (2015) find that under sub-optimal carbon pricing, cost efficiency losses can be minimized by R&D support to pave the way for future decarbonization efforts. Also, Fischer, Hübler, and Schenker (2021) find that solely relying on carbon pricing in the EU leads to a policy cost increase of approximately 30% in fulfilling the EU CO₂ emissions target. This increase is due to the failure to internalize externalities such as knowledge spillovers from R&D and learning by doing effects.

Fischer, Greaker, and Rosendahl (2017) also recognize that climate policy operates in an imperfect world. They highlight the need to consider the global effects of climate policy and analyze how R&D policy can mitigate emission leakage, which refers to the shift of global emissions induced by environmental policies to less regulated markets. Such leakage can undermine a country's welfare and hinder efforts to effectively reduce emissions on a global scale. The study reveals that the effects of R&D policy vary along the value chain. Downstream subsidies have mixed effects, tending to increase global abatement technology prices while reducing pollution abatement abroad and increasing emission leakage. Opposed to this, upstream subsidies can reduce abatement technology prices and limit emission leakage, thus improving global welfare.

Finally, a different policy mix can be superior even in the presence of cost inefficiencies associated with overlapping policies (Böhringer *et al.* 2016; Fischer and Preonas 2010). Yet, overlapping policies can also reduce the effectiveness of individual policies (Lindman and Söderholm 2016). Going into more detail, the design of R&D support is also important. Fischer and Newell (2008) argue that the main reason for the fact that R&D support as a single instrument is not efficient is that, under green R&D support, efforts to displace dirty technologies are postponed until costs are brought down. Notably, they focus on incremental improvements in technologies. When accounting for the emission reductions of breakthrough EIs, the importance of green R&D support might be higher. From the climate policy perspective, this limitation is crucial because, in the short term, deployment of already available EIs is necessary. But in the long term, a breakthrough in technologies which are still far from the market is necessary (International Energy Agency 2021; Veugelers 2012).

Nevertheless, policies often tend to favor technologies that are already closer to the market. One reason is that policy instruments such as tax credits offer a quicker pay-back time (Cervantes *et al.* 2023). However, concentrating solely on short-term benefits could lead to adverse consequences in the long term. Gillingham and Stock (2018) discuss various challenges related to the costs of reducing carbon emissions, emphasizing the importance of distinguishing between dynamic and static costs. One of these challenges arises from politically appealing programs that may appear low-cost initially but can ultimately prove expensive due to technological limitations or behavioral responses. Yet, some highly visible programs might be perceived as costly, while their actual expenses are relatively low compared to other existing programs. Given the long-term nature of climate change opting for low-cost interventions without adequately considering their future implications, such as perpetuating reliance on fossil fuel infrastructure, may lead to an undue emphasis on short-term cost-effectiveness.

In this context, the central paper by Acemoglu *et al.* (2012) develops a growth model demonstrating the potential effectiveness of taxes on dirty inputs complemented by subsidies for clean inputs. They show that for sufficiently substitutable dirty and clean inputs, sustainable long-term growth can be achieved by combining carbon taxes and R&D subsidies. Notably, environmental policies are only necessary temporarily. Once the path dependency on dirty technologies is broken, a shift towards clean technologies occurs through directed technical change. However, the absence of climate action can lead to significant costs. First, dirty technologies directly contribute to environmental degradation. Second, as long as a path dependency towards dirty technologies persists, the technological gap between dirty and clean alternatives widens. Early and proactive governmental responses are essential to shorten the slow growth phase of the transition ideally. By addressing these challenges promptly, policymakers can pave the way for a smoother and more expedited shift towards sustainable and cleaner technologies.

In a similar vein, Acemoglu *et al.* (2016) explore the concept of path dependency and emphasize the critical role of technology push through R&D subsidies, particularly when clean technologies lag significantly behind dirty alternatives. In this case, directing research towards clean technologies will likely result in incremental innovations that cannot effectively compete with the established dirty technology. Only if research efforts are consistently maintained over time can a series of incremental innovations eventually lead to a self-sustaining scenario of successful clean technologies. However, this process is often slow in practice. To support their findings, they parameterize their endogenous growth model using data from the US energy sector. One of their key

results reveals that delaying the implementation of optimal policies by 50 years results in a significant welfare cost, with a permanent 1.7% drop in consumption. The cost efficiency of a policy mix comprising carbon taxes and research subsidies is further underscored by welfare costs of 1.9% when the economy relies solely on carbon taxes.

Overall, we conclude that carbon pricing is the most important climate policy instrument to reduce emissions efficiently and to induce necessary innovation (Fischer and Newell 2008; Popp 2006). However, R&D support schemes can effectively complement carbon pricing to reduce the respective costs of emission mitigation. The main reason is that carbon pricing alone cannot address all market failures, such as knowledge spillovers from R&D and learning by doing effects (Acemoglu *et al.* 2012, 2016; Fischer and Newell 2008; Otto, Löschel, and Reilly 2008). In addition, an efficient R&D policy must consider both the stage within a value chain and the stage in the innovation process. First, upstream R&D policy support can lead to a decrease in global technology prices, while downstream subsidies may increase global technology prices (Fischer, Greener, and Rosendahl 2017). Second, governmental R&D support plays a crucial role, particularly for immature innovations, which often have uncertain long-term payoffs (Acemoglu *et al.* 2016; Ang, Röttgers, and Burli 2017; Bertram *et al.* 2015; Fragkiadakis, Fragkos, and Parousos 2020). In reality, policy makers favor R&D support for innovations in the deployment phase and this bias could undermine the effectiveness of a long-term carbon pricing strategy (Bertram *et al.* 2015).

4. Effectiveness of green R&D on EI

As outlined above, there are good reasons for governments to support the uptake of green R&D activities, especially at early innovation stages. In this section, we place the spotlight on empirical studies examining the link between R&D expenditure and EIs. In so doing, we especially focus on the effectiveness of R&D support to accelerate the take-off of EIs and reduce emissions.

One of the most comprehensive environmental strategies is to develop and advance RE (solar, wind, and bioenergy but also nuclear). What started in the 1970s in a search for alternative energy sources in a response to the oil crisis, has led to a targeted strategy to support the R&D of RE, peaking in the late 90s (Meyer 2007). Accordingly, ample data and evidence prove the effectiveness of R&D support on RE.

Various studies examine the correlation between R&D support for RE and the number of RE patents, as a proxy for innovation. Across studies, there is overarching evidence that green R&D is successful in inducing innovation, i.e. increasing the number of green patents for RE in general (Ang, Röttgers, and Burli 2017; Johnstone, Haščić, and Popp 2010) but also for specific technologies such as solar PV (Palage, Lundmark, and Söderholm 2019) and wind (Lindman and Söderholm 2016). As one of the first, the seminal contribution of Johnstone, Haščić, and Popp (2010) studies the effect of technology specific R&D expenditure on patent numbers as a proxy for innovation for a range of RE technologies and show that green R&D is effective for all RE technologies but biomass and waste – although Costantini *et al.* (2015) could find a significant positive effect for patenting for bioenergy in the long term. The effectiveness of green R&D depends on the maturity of the technology, with a greater effectiveness for immature solar where there is a greater learning potential than mature biomass (Johnstone, Haščić, and Popp 2010). While most studies bundle various types of green R&D, Hille, Althammer, and Diederich (2020), differentiate between upfront R&D subsidies and tax

credits, showing that only the former effectively increases patenting activities. R&D subsidies alleviate the risk associated with R&D – even incremental R&D – while tax credits are contingent on a profitable firm and hence, favor mature technologies. Furthermore, the effectiveness of domestic public R&D funding on innovation is restrained by a country's national borders and thus, governmental R&D funding can be interpreted as an indicator of a country's innovation output (Peters *et al.* 2012).

Governmental R&D to support REs is often deployed alongside demand-pull instruments (e.g. feed-in tariffs or renewable portfolio standards). Demand-pull instruments, by themselves, effectively support patenting across various RE sources (Pitelis, Vasilakos, and Chalvatzis 2020), especially when deploying feed-in tariffs (Hille, Althammer, and Diederich 2020). First, the mere presence of a demand-pull instrument sends a signal to stakeholders regarding the importance of a technology, which can induce EI (Lee, Jun, and Lee 2022). Second, demand-pull policies target the early deployment of technologies, which induces innovation through learning by doing (Klaassen *et al.* 2005). Importantly, the interaction between technology-push and demand-pull instruments positively affects innovation activity (Lin and Chen 2019; Lindman and Söderholm 2016; Palage, Lundmark, and Söderholm 2019). Lindman and Söderholm (2016) provide an important contribution to the literature by showing that models without an interaction effect may overestimate the effectiveness of green R&D in inducing innovation, validating the importance of a well-designed policy mix (Section 3). Having a policy mix consisting of a technology-push and demand-pull instrument fosters 'both exploration and exploitation innovation activities', even when the addition of another policy may reduce the effectiveness of a policy mix (Costantini, Crespi, and Palma 2017), in line with the Tinbergen rule (Tinbergen 1952).

Counter to theoretical arguments by Popp (2006), governmental R&D support cannot only foster EI but can also promote the diffusion of clean technologies. Studying the effect of RE policies including R&D on RE capacity, reveals that R&D subsidies can positively affect RE capacity in Germany (Polzin *et al.* 2015) and in the US (Carley 2009), by reducing the cost of technologies (Klaassen *et al.* 2005).

Beyond RE studies, the literature on the effectiveness of policy instruments on other EI is scarce. Horbach (2008) reveals that subsidies can induce the adoption of EIs, but he does not distinguish between general subsidies and subsidies targeted towards improving the firm's environmental performance. A more nuanced exception is Haščič and Johnston (2011) who study the effectiveness of R&D for electric or hybrid motors in the automotive industry and find the effect to be highly inelastic; an increase in public R&D spending of 1% only leads to an increase in innovation (i.e. patenting) by 0.07–0.19%. Instead, the authors find that the automotive industry reacts more strongly to standards to innovate than through green R&D support. This shows that the effect of green R&D depends on the EI in question.

The studies discussed above link the level of EI activities to the presence of green R&D and demand-pull instruments. Nevertheless, a positive effect on patents does not necessarily imply a successful innovation. Plank and Doblinger (2018) show that the significant positive effect between green R&D and innovation cannot be replicated when using citations per patent as the dependent variable to measure the success of R&D. Thus, while green R&D effectively promotes innovative activity by increasing the number of patents, it does not necessarily increase innovation success. Therefore, it is uncertain to what extent green governmental R&D can help to achieve actual emission reductions. In the subsequent section, we try to answer this question.

5. R&D support and CO₂ emission reduction

Ultimately, we are interested in how R&D expenditure does not only lead to EI but how these innovations lead to actual emission reductions. For this, we examine both firm-level and country-level studies on the effectiveness of both private and public (green) R&D expenditure on emissions.

Innovation can have a direct and an indirect effect on emissions. First, innovation can induce efficiency gains which in turn lead to emissions reductions from business as usual (e.g. Chen, Wang, and Pu (2022) and Mo (2022)). Second, innovation can reduce the cost of mitigation (Gillingham and Stock 2018). In the following, we discuss the contribution of R&D efforts to emission reductions. While some studies directly assess the link between R&D expenditure and emissions others link patent data (as the outcome of R&D efforts) to emissions.

For innovation to result in actual emission reductions, it requires that rebound effects – the increased use of a new or improved clean technology – do not entirely offset emissions savings (see Brockway *et al.* 2021). The higher the level at which we examine emissions, the more likely reductions in emissions can be offset by increases elsewhere. Accordingly, we initially examine the lower tiers on the effectiveness of (green) R&D on firm emissions before broadening our horizon and examining country-level emissions. Note that most studies unfortunately examine general R&D and only when explicitly stated examine green R&D.

5.1. Firm-level effects of R&D support on CO₂ emissions

There is a large body of literature on the impact of R&D expenditure on CO₂ emissions at the firm level where detailed information is available on both firms' private R&D expenditure and emissions. Studies investigate the effect of R&D investments on corporate CO₂ emissions and energy intensity. Several studies find that increased R&D expenditure leads to lower CO₂ emissions or equivalently higher emission reductions (Alam *et al.* 2019; Lee and Min 2015; Mo 2022). Firms' paths to CO₂ emission reductions can equally occur *via* reducing energy or carbon intensity. Studying G6-countries indexed firms, Alam *et al.* (2019) show that firms' R&D investments have a significant negative effect on energy intensity and CO₂ intensity. Additionally, Lee and Min (2015) find in their study of the Japanese manufacturing sector that investments in green R&D reduce a firm's carbon emissions while benefitting financial performance simultaneously. Similarly, Mo (2022) shows that there is a negative long term relationship between R&D and CO₂ for Korean firms under an Emission Trading Scheme (ETS) obligation with an increase in R&D by 1% leading to a decrease in CO₂ emissions by 0.015%. Nevertheless, the authors show that this effect only holds for the process industry but not for the beverage or semiconductor industry. Using a similar approach, Fethi and Rahuma (2020) show that the negative relationship between R&D and CO₂ emissions also holds for the petroleum industry, another CO₂-intensive industry. The authors further show that the effectiveness of R&D expenditure is constrained to the short term while it requires investment in abatement to achieve long-term emission reductions at the firm level.

The same negative relationship between innovation and emissions can also be found with regard to sulfur dioxide (SO₂) emissions, an indirect greenhouse gas. Chen, Wang, and Pu (2022) study the relationship between patent data (rather than investment to gain a better understanding of firm's research output) and a firm's SO₂

emissions in China, finding that an additional patent application reduces a firm's SO₂ emissions by 2.7%.

While the studies primarily considered private R&D expenditure rather than governmental R&D support, these studies indicate that R&D investments lead to emissions reductions – even when subjected to an emissions cap. This holds in various countries and is most pronounced in heavy emitting industries. Nevertheless, whether such environmental improvements can hold at the macro-level will be explored subsequently.

5.2. Country-level effects of R&D support on CO₂ emissions

A second set of empirical literature analyses the impact of green R&D on overall emissions and thus its effectiveness as a climate policy rather than an innovation policy. Wang *et al.* (2012) explore the nexus between energy technology patents and CO₂ emissions in China. Examining carbon-free and fossil energy technology patents, they show that only an increase in carbon-free energy technology patents reduces CO₂ emissions (across all Chinese regions and at the national level) but not an increase in fossil-fuel energy technology patents. Thus, it is not the energy efficiency path that leads to emission reductions at the macro-level but targeted R&D for carbon-free energy technologies. Nevertheless, Paramati *et al.* (2021) show, in their panel estimation of EU countries, that reductions in CO₂ emissions only depend to a small extent on increasing RE consumption. They find that a 1% increase in R&D expenditure (both public and private) leads to a 0.41% increase in RE consumption – which is in line with the research by Polzin *et al.* (2015) – and a decrease of 0.14% in CO₂ emissions. Meanwhile, a 1% increase in RE consumption reduces CO₂ emissions by 0.2% and thus, explains around 0.11% of the reduction in CO₂ emissions from green R&D. Therefore, the expansion of RE cannot be the sole contributor to emission reductions and other factors, such as improvements in efficiency or incremental innovations, contribute to the reduction in CO₂ emissions. Replicating the study for OECD countries, Alam *et al.* (2021) underline the significant negative effect of R&D expenditure on CO₂ emissions, with a 1% increase in R&D expenditure leading to a 0.25% reduction in CO₂ emissions. Thus, while a reduction in CO₂ emissions from (green) R&D can be found, it is hard to discern its drivers.

Another relevant strand of literature related to the nexus between innovation and CO₂ emissions is concerned with the Environmental Kuznets Curve (EKC) (Mensah *et al.* 2018). This builds on Kuznets (1955) who hypothesized that the relationship between income inequality and economic growth is characterized by an inverted U-shape: At the beginning, emissions increase with growth but with economic growth comes the opportunity to innovate and decouple emissions from economic growth and decrease. Therefore, R&D investments play an essential role in decarbonizing the economy.

Studying patent data in OECD countries, Mensah *et al.* (2018) find a significant, negative relationship between CO₂ emissions and innovation through patents in a few OECD countries and, ultimately, could only partially prove the validity of the EKC. For West Asian and Middle East countries, Kihombo *et al.* (2021) show that, while financial development contributes to environmental degradation, R&D mitigates emissions and thus avoids environmental degradation. In the most extensive research endeavor, Shahbaz *et al.* (2020) use historical data from 1870 to 2017 to study the impact of economic growth and R&D expenditure on UK emissions in the short and

very long term. They find that the relationship between R&D expenditure and emissions can indeed be represented by an inverted U-shape, as hypothesized by the EKC.

Ultimately, both firm and country-level analyses highlight that (green) R&D reduces CO₂ emissions, showing that R&D expenditure – whether private or governmental – is an effective tool to encourage decarbonization. While at the firm-level R&D expenditure is shown to be effective in the short term, the reduction in national CO₂ emissions through R&D is most likely a long-term process. Since the investments in green R&D and the expansion of RE lead to actual emissions reductions, the rebound effect does not counteract the full effect of governmental R&D support on CO₂ emissions. Nevertheless, these studies examine R&D in general and do not differentiate public and governmental R&D. Accordingly, it cannot be discerned to what extent governmental green R&D plays a role in emission reduction but from the sign of the effects, the studies imply that increased governmental support for green R&D likely contributes to emission reductions.

6. Comparing the US Industrial Inflation Reduction Act and the EU Green Deal

Combining both the theoretical and empirical lessons on the role of (green) R&D support, we analyze current green R&D schemes implemented to boost environmental innovation. In many countries, governments have started to roll out massive green R&D financing schemes for a (just) green transition. Most notable are the passing of the IRA in the US in 2022 and the announcement of the EU's Green Deal Industrial Plan in 2023 as part of the comprehensive EU Green Deal. Both policy packages are substantial financial programs to boost the development and expedite the deployment of clean, emissions-free technologies to both decarbonize and strengthen their respective economies. While the Green Deal Industrial Plan is a direct reaction to the IRA, both differ considerably in policy instruments, technology focus, and expected environmental effectiveness. Acknowledging the previously described research, we discuss these two green technology support programs with respect to their capacity to contribute towards an optimal net-zero policy mix. We start with a general discussion of the policy mix in the EU versus the US and then assess the effectiveness, efficiency, and design of the specific measures. This brings us to some further specific aspects of optimal policy design, not yet stressed in the previous review. Before doing so, it should be mentioned that the IRA has already been passed and the funding amount of US\$370 billion and its distribution is specified, while to date, the EU's Green Deal Industrial Plan is mainly an announcement, where only some of the included programs such as the Innovation Fund (worth 40 billion €) or the InvestEU Programme (worth 26 billion €) as well as REPowerEU (worth 300 billion €) are already in place. As such, the EU funding volume is competitive with the IRA (Fajeau *et al.* 2023).

The EU and the US differ considerably in their general climate policy setting. The EU countries being part of Annex B in the Kyoto Protocol were among the first countries to internationally commit to emission reductions and jointly overachieved their targets. To achieve this, the EU implemented the ETS in 2005, covering particularly the energy sector and energy intensive industries and about 40% of EU emissions (ICAP 2023). Although accompanied by many other policy measures, the EU's carbon pricing scheme is its main climate policy measure.² While the EU's climate policy strategy might face criticism for its broad scope, it aligns with the recommended optimal policy by combining a carbon price addressing the environmental externality and

an EI policy for the additional market failures, such as knowledge externalities (e.g. Fischer and Newell (2008)).

In comparison, the US has a questionable history with climate policy having signed, though not ratified, the Kyoto Protocol³ and having ratified, dropped out, and rejoined the Paris Agreement.⁴ Although the idea of emission pricing originated in the US, several attempts to implement national carbon pricing failed and carbon pricing schemes only exist at the sub-national level (ICAP 2023), covering only 6.4% of US GHG emissions in 2021 (OECD 2022). Acknowledging that carbon pricing is less popular among voters (e.g. Dabla-Norris *et al.* 2023; Dechezleprêtre *et al.* 2022), the IRA is only a second-best policy combining environmental, social, and competitiveness aspects into one policy tool. The resulting beggar-thy-neighbor policy due to its ‘America First’ approach may lead to trade wars and create barriers for foreign market entrants and can reduce global welfare (e.g. Rodrik (2014)). While the trade implications have been discussed repeatedly (Attinasi, Boeckelmann, and Baptiste 2023), we focus on the suitability of the IRA as an environmental policy in this paper.

6.1. IRA

The IRA considers several specific green technologies such as RE, hydrogen, carbon dioxide removal, and batteries. Technology-specific support ensures that a broad range of technologies are supported according to their specific needs such that more immature technologies are supported next to mature ones. Although the list of technologies is numerous and broad, it is not technology open. For example, the IRA gives out production tax credits to solar polysilicon or solar wafer but not to solar thin film technology (Credit Suisse 2022). The selection of particular technologies matches the concern about governments’ limited ability in picking winners (Acemoglu *et al.* 2016). This is mainly because it excludes novel approaches and is prone to result in an inefficient technology mix since, for example, today’s most efficient technologies may not be the most efficient in the future depending on further opportunities for learning and technological improvements (Lancker and Quaas 2019). Therefore, the IRA can induce technological lock-in and path dependencies (Cervantes *et al.* 2023). This is even more problematic as carbon pricing as a general market-push instrument is missing (Fischer and Newell 2008).

The type of technology addressed is also influenced by the choice of support instruments. In American policy tradition, the IRA is mainly providing tax credits for production and investment. At times, these are combined with a competitive bid to ensure support for the most efficient technology. Grants only play a minor role. Although both tax credits and grants target the same goal – increasing the investment in green R&D – they distinguish themselves by the timing of the payment. Grants imply an upfront payment while tax credits are only received after production and investment. With tax credits the risk for governments is low and the payback time is short (Cervantes *et al.* 2023), while firms still face the brunt of the risk associated with R&D investments. Thus, there is a risk that the IRA cannot fully address the market failure related to knowledge creation (see Section 2.1). In addition, and as discussed in Section 4, there is empirical evidence for the governmental support of RE that the effectiveness to induce innovation is lower under tax credits in comparison to grants (Hille, Althammer, and Diederich 2020). Going beyond this, firms need to incur

taxes to receive tax credits, which requires a marketable and profitable product – although this is partially circumvented by allowing for transfers (The White House 2023). Therefore, tax credits by design preselect mature, deployable products and exclude nascent technologies. The preselection may be beneficial to push existing technologies and reap the low-hanging fruits in emission reductions, but the lack of support for incremental innovation can have long-term effects on the environment, as further developments of immature and novel EIs will be necessary for net-zero emissions (International Energy Agency 2021). Furthermore, Roy, Burtraw, and Rennert (2021) demonstrate that tax credits achieve lower emission reductions at a higher cost in comparison to carbon pricing, further questioning the suitability of tax credits as a second-best environmental policy.

There is not only the question of which technologies are supported but also how much support a certain technology receives. Efficiency would warrant that all emission reductions from equally mature technologies receive the same subsidy payment and competitiveness will select the winner. However, this is not the case in the IRA. For example, green hydrogen from electrolysis can receive a higher production tax credit than blue hydrogen (from fossil fuels with carbon capture and storage) as a hydrogen production tax credit can be combined with an RE production tax credit but not with carbon capture and storage production tax credit (Credit Suisse 2022). Yet, the net emissions are the same and both green and blue hydrogen have further environmental drawbacks that make weighing them difficult (heavy reliance on freshwater and risk of carbon leakage, respectively). Accordingly, such differentiation is not warranted from an efficiency perspective and, instead, threatens technological lock-in. This could be detrimental for the long term environmental objective.

Furthermore, the IRA is constructed in a way that there is a base credit amount that can be increased with bonus credit amounts when certain criteria are met. For example, the production tax credit for RE has a baseline rate of 0.3 cents/kW and can be increased fivefold when the project meets a prevailing wage requirement, can be increased by 10% if domestic products are used in the manufacturing process or if located in an energy community (The White House 2023). Since the IRA targets environmental, competitiveness and social domains with one policy instrument – thus, killing many birds with one stone, it is prone to cost inefficiencies (Fischer, Hübler, and Schenker 2021; Tinbergen 1952). First, using a single policy instrument may blur the lines between the different market failures. Second, providing bonus credits is efficient if credit amounts have been set optimally. High credit amounts are necessary to counter the inexistence of a carbon price. Nevertheless, this is solely contingent on the presence of a market failure; if there is no underlying market failure, there is also no reason for a bonus credit. Competitiveness is not associated with any market failure and, hence, an increase in the tax credit amount for RE production based on local content requirements is not warranted. Such mixing of industrial policy targets with environmental policy unnecessarily increases the cost and inefficiency of the environmental policy to increase RE.

Moreover, with the ability of firms to stack various credits together, the efficiency of the IRA is put in question. For example, if a producer of emission-free aviation fuel can secure a production credit for producing such fuel, credits for producing RE for its manufacturing process, for using carbon capture and storage in its process, and for using domestic products, the production process may not be chosen for efficiency reasons but for financial reasons by choosing the process by which the most tax credits

can be reaped. Additionally, this can lead to technological lock-in, threatening the IRA's ability to achieve emission reductions in the future.

In summary, with its focus on tax credits, the IRA can increase the competitiveness of mature technologies and accelerate their deployment. For the same reasons, however, the IRA's success in achieving emission reductions is likely constrained to the short term by focusing on a set of specific and more mature technologies. Moreover, tax credit rates may become inefficient due to the use of a single policy instrument to address different market failures, through the possibility of increasing tax rates for non-technological standards, and due to the ability to stack various credit rates. It is also questionable whether the IRA can achieve actual emission reductions both in the short and long term, not only due to its focus on existing technologies but also due to possible rebound effects (Section 5) that become likely because of missing complementary carbon pricing. Although the national success of the IRA is questionable, the heavy subsidization of the IRA may lead to global welfare improvements by reducing the cost of EIs, increasing their take-up globally, and thus potentially reducing global emissions.

6.2. EU Green Deal

Compared to the IRA, the EU Green Deal Industrial Plan foresees a greater variety of instruments and technologies. The EU focuses on grants as well as public procurement strategies, competitive auctions, but also tax credits. As 'one size does not fit all' (see Pitelis, Vasilakos, and Chalvatzis 2020), various policy instruments for different technologies and sectors can target technologies of various maturity levels. Although the EU Green Deal Industrial Plan focuses on the same technologies as the IRA it is less technologically specific. For example, the Innovation Fund promotes any project that can lead to significant emission reductions (European Commission 2023b) and thereby, does not single out any specific technologies. However, the Innovation Fund supports only projects that are 'sufficiently mature in terms of planning, business model and financial and legal structure'.⁵ Therefore, the Green Deal Industrial Plan can capture a broad spectrum of technologies and is open to novel clean technologies.

Although the details of the EU Green Deal Industrial Plan are not yet clear, it pledges to adjust subsidy payments to those of other countries (e.g. the US) to remain competitive and avoid EU firms relocating (European Commission 2023a). Thus, if the IRA specifies a certain subsidy level that is greater than what can be received *via* an EU funding program, the EU ensures that domestic firms receive the same amount. While this may be important to level the playing field with the US, such a pledge may not only fuel a subsidy war (Inagaki, Chazan, and Fleming 2023) but it also means that possible inefficiencies of the IRA will be replicated in the EU. Furthermore, it ignores that, by design, the IRA needs to employ higher support volumes to achieve given emission targets since national emission pricing is missing. Ultimately the overall cost of climate policy in the EU would substantially increase and deviate from the first-best policy mix.

The EU's multifaceted approach has a greater potential to reduce emissions while also being more efficient. The EU Green Deal Industrial Plan covers an array of policy instruments and technologies in various stages of development and is embedded in an array of other policy and funding schemes and most importantly accompanied by a strong carbon pricing scheme. By setting, it can be both cost-efficient and effective in

reducing emissions. Nevertheless, especially the IRA but also the EU's Green Deal Industrial Plan prioritize the deployment of clean technologies for industrial policy reasons as an attempt to have a potential first-mover advantage and gain valuable market shares in the clean energy market worth billions (International Energy Agency 2023). However, it remains questionable whether a focus on mature clean technologies will be the winning strategy for countries to capture the lion's share of the green industry or whether countries will maneuver themselves into technological lock-in. Nevertheless, the global community may benefit from the push of EI close to the market.

7. Conclusion and research outlooks

Our review shows that governmental research and development (R&D) support for environmental innovation (EI) should be part of an effective and efficient policy mix to achieve net-zero emission targets. It is well-established, in theory, and replicated in empirics, that the optimal policy mix combines an environmental policy, in particular emission pricing, with an innovation policy to cover the twin-market failures. Overall, a policy mix fosters the development and deployment of EI, significantly reduces the cost of achieving given emissions targets, and ultimately reduces emissions effectively.

As a standalone policy, neither emission pricing nor an R&D policy can efficiently target market failures. In theory, several market failures, such as non-internalized knowledge creation, dynamic returns of EIs and path dependency, justify governmental R&D support. In addition, empirical results show that R&D support increases EI activities, supports the deployment of clean technologies and reduces emissions. However, R&D support is significantly less efficient as a standalone policy compared to emission pricing. Nonetheless, innovation policies are widely adopted as second-best environmental policy – as is the case with the US IRA. The observation that R&D policy is more publicly accepted and politically feasible than a first-best policy mix explains this bias towards innovation policy.

When designing public R&D support for EI, intervention is especially relevant for immature clean technologies, where dynamic returns, for instance through learning-by-doing, can significantly reduce production costs. This calls for differentiated technology support, even though focusing on static costs only, would imply that each technology receives the same support per unit of emission reduction. At the same time, technology open support is necessary to avoid government's failure in picking winners, which is notoriously difficult due to the dynamic returns and path dependency.

Based on the insights of the literature review, we discussed and compared both the US's IRA and the EU Green Deal Industrial Plan in their ability to support EI and achieve emission reductions. Trying to achieve environmental, social, and competitive goals in a single policy, the IRA is ineffective in achieving the various targets. The use of tax credits and the focus on existing technologies can achieve emission reductions in the short term by pushing the deployment of mature technologies and helping the US to secure a first-mover advantage. Nonetheless, it lacks the long-term perspective by picking winners early on and by disregarding the importance of immature innovations for net-zero emissions.

In comparison, the EU Green Deal Industrial Plan can effectively complement the existing carbon pricing scheme of the EU and achieve a theoretically first-best policy

mix, reducing the cost of achieving climate targets. The EU Green Deal Industrial Plan intends to combine various existing schemes into a comprehensive scheme to push EI. Thereby, it allows for greater technological openness than the IRA through a focus on the same core, mature technologies. However, its plan to increase subsidy levels to equal those of the IRA is inefficient, as the required support levels of the EU are lower because the EU must not cover the environmental perspective as the IRA has to. Such actions only increase the cost of environmental policies for the EU and add fuel to a potential subsidy war.

While we argue that these insights include valuable lessons for decision takers, we acknowledge that more specific policy recommendations are difficult to derive. The findings are typically either theoretical or linked to very specific settings and thus do not allow, for example, to say much about which technology to support through which exact measure and with which amount. So when, e.g. looking at the EU Green Deal with its several technology support programs or the US Inflation Reduction Act, one can say only very generally whether this is in line with an optimal policy mix (in general yes for the EU and no for the US), potentially leading to inefficiencies (probably both, but more so for the IRA) or which the main contribution towards decarbonization is (lower costs for achieving given targets in the EU, achieving emission reductions at all in the US). In addition, many different forms of R&D policy exist, so it is not homogeneous itself. The discussion of the design of an optimal R&D policy in the environmental policy mix goes beyond the scope of this paper but opens the door for future research.

In addition, we only touched upon another interesting global pattern, which gives room for future research. There is an ongoing debate about fostering national industries and their competitiveness besides efficiently and effectively achieving emission targets as additional targets of R&D support measures. We have only touched upon this issue, since it is not the focus of this paper and relates to other strands of literature dealing, e.g. with strategic trade policy or industrial policy. Acknowledging that domestic welfare is a target for politicians for which they are most likely elected, assesses an optimal R&D support program to be even more difficult. Finally, although we consider a vast number of studies to derive insights on governmental R&D support and EIs, we have not implemented a meta-analysis. When zooming in on specific domains of R&D support or EIs, a meta-analysis could provide further insights.

Overall, it will remain important to increasingly evaluate specific public R&D programs to learn more about what makes them successful in environmental and economic terms. In line with this, we emphasize several potential future research directions.

First, R&D expenditure is a broadly defined variable in many empirical studies. Depending on the study, the variable captures anything from general national (government and firm) R&D budgets to governmental R&D support for specific green technologies. In many cases, it is difficult for the reader to understand what governmental R&D measures, e.g. whether an induced research environment or targeted support for specific technologies. To capture the true essence of governmental R&D support for EI, more fine grain data on the type of governmental R&D support would be powerful. This is especially relevant considering the multiple externalities, such as spillovers, that can steer the results away from its target. Building on this outlined research gap, popular datasets used in empirical studies related to firms' innovation activities, such as the Community Innovation Survey, do not distinguish between

general subsidies and subsidies targeted towards improving firms' environmental performance. Considering the target of a subsidy allows researchers to analyze how governmental R&D targeted to environmental outcomes relates to firms' environmental performance.

Second, most empirical studies consider private R&D expenditure rather than governmental R&D support when analyzing the impact on emission reduction. Future studies might focus on how governmental R&D support can leverage private R&D which helps firms to improve their environmental performance. Such research can also help to better understand the channel on how governmental R&D support can lead to reduced environmental degradation. In this light, it is also of high interest to analyze whether governmental R&D support induces additional R&D activities or shifts the financial costs from private actors to governments.

Third, empirical assessments of governmental R&D support are primarily limited to RE technologies and thus, there is a selection bias focused on technology winners. Letting the technology winners write history may overestimate the effectiveness of public R&D on innovation. Future empirical research should broaden the scope of EIs covered.

Fourth, it is important to consider the regulatory environment when assessing how governmental R&D relates to firms' emission reductions. In particular, the relevance of the policy mix is discussed in detail in the literature review. Accordingly, researchers should consider whether a firm is also exposed to market-related or other non-market-related environmental policies and can analyze how this relates to the impact of green R&D support. In so doing, using cross-country data could be powerful. In the best case, the data should cover countries in different regions at different stages of development.

Fifth, however, empirical analysis using single-country data can also significantly contribute to our understanding of how governmental R&D can induce emission reductions. Applying state-of-the-art econometric techniques, such as recent developments in the difference-in-difference literature, can help to reveal a causal impact of a specific R&D policy. Although it might face limited external validity, such a nuanced event study can estimate the impact of a specific policy on firms' environmental performance and might also help to understand how different forms of governmental R&D support EIs.

Finally, it remains important to further distinguish between the different levels of maturity of EIs. As pointed out – R&D policy is particularly relevant for EIs in the early stages of maturity. However, for such technologies, the impact on emission reductions can occur with a substantial time lag and the real potential can unfold with the diffusion at a later stage of maturity. In this case, the true impact will not be observable for the directly supported firm. Instead, other firms – even beyond the border – might improve their environmental performance. So far, there is not much known about how national R&D support leads to emission reductions in other countries at a later point in time.

In summary, we hope that the comprehensive literature review and the possible future research directions outlined can provide valuable insights to steer forthcoming theoretical and empirical studies concerning the role of governmental R&D support in accelerating the take-off of EIs.

Notes

1. For further information on the European Green Deal visit: https://commission.europa.eu/strategy-and-policy/priorities-2019-2024/european-green-deal_en, accessed on 25 July 2023.

2. For more information on the EU emission trading scheme visit https://climate.ec.europa.eu/eu-action/eu-emissions-trading-system-eu-ets_en, accessed 4 August 2023.
3. See the United States archives for more information https://1997-2001.state.gov/global/global_issues/climate/fs-us_sign_kyoto_981112.html, accessed 4 August 2023.
4. See statement by the United States government <https://www.state.gov/the-united-states-officially-rejoins-the-paris-agreement/>, accessed 4 August 2023.
5. For more information visit https://climate.ec.europa.eu/eu-action/funding-climate-action/innovation-fund/what-innovation-fund_en, accessed 3 August 2023.

Acknowledgements

A previous version has been presented at the Kiel Institute Workshop on ‘The role of public research and innovation measures on mitigating climate change’ 2023. In addition, we would like to thank Marc Blauert, Dirk Dohse, Thomas Heimer, Henriette Zoe Figueroa Agosto, Raphael Berendsohn and two anonymous referees for their support and valuable feedback.

Disclosure statement

The authors declare that they have no known competing financial interests or personal relationships that could have appeared to influence the work reported in this paper.

Funding

We acknowledge financial support by the Federal Ministry of Education and Research under the grant number [01LA2101A].

ORCID

Leonie P. Meissner  <http://orcid.org/0009-0002-8889-2869>

Sonja Peterson  <http://orcid.org/0000-0002-7379-2681>

Finn Ole Semrau  <http://orcid.org/0000-0002-6894-2577>

References

- Acemoglu, Daron, Philippe Aghion, Leonardo Bursztyn, and David Hemous. 2012. “The Environment and Directed Technical Change.” *The American Economic Review* 102 (1): 131–166. doi:10.1257/aer.102.1.131.
- Acemoglu, Daron, Ufuk Akcigit, Douglas Hanley, and William Kerr. 2016. “Transition to Clean Technology.” *Journal of Political Economy* 124 (1): 52–104. doi:10.1086/684511.
- Aghion, Philippe, Antoine Dechezleprêtre, David Hémous, Ralf Martin, and Reenen Van John. 2016. “Carbon Taxes, Path Dependency, and Directed Technical Change: Evidence from the Auto Industry.” *Journal of Political Economy* 124 (1): 1–51. doi:10.1086/684581.
- Aghion, Philippe, Cameron Hepburn, Alexander Teytelboym, and Dimitri Zenghelis. 2019. “Path Dependence, Innovation and the Economics of Climate Change.” In *Handbook on Green Growth*, 67–83. Cheltenham: Edward Elgar Publishing. doi:10.4337/9781788110686.00011.
- Alam, Md Samsul, Nicholas Apergis, Sudharshan Reddy Paramati, and Jianchun Fang. 2021. “The Impacts of R&D Investment and Stock Markets on Clean-Energy Consumption and CO₂ Emissions in OECD Economies.” *International Journal of Finance & Economics* 26 (4): 4979–4992. doi:10.1002/ijfe.2049.
- Alam, Md Samsul, Muhammad Atif, Chu Chien-Chi, and Uğur Soytas. 2019. “Does Corporate R&D Investment Affect Firm Environmental Performance? Evidence from G-6 Countries.” *Energy Economics* 78: 401–411. doi:10.1016/j.eneco.2018.11.031.

- Ang, Geraldine, Dirk Röttgers, and Pralhad Burli. 2017. *The Empirics of Enabling Investment and Innovation in Renewable Energy*. Paris: OECD. doi:10.1787/67d221b8-en.
- Attinasi, Maria Grazia, Lukas Boeckelmann, and Meunier Baptiste. 2023. "Unfriendly Friends: Trade and Relocation Effects of the US Inflation Reduction Act." *CEPR*. <https://cepr.org/voxeu/columns/unfriendly-friends-trade-and-relocation-effects-us-inflation-reduction-act>.
- Berndt, Ernst R., Robert S. Pindyck, and Pierre Azoulay. 2003. "Consumption Externalities and Diffusion in Pharmaceutical Markets: Antiulcer Drugs." *The Journal of Industrial Economics* 51 (2): 243–270. doi:10.1111/1467-6451.00200.
- Bertram, Christoph, Gunnar Luderer, Robert C. Pietzcker, Eva Schmid, Elmar Kriegler, and Ottmar Edenhofer. 2015. "Complementing Carbon Prices with Technology Policies to Keep Climate Targets within Reach." *Nature Climate Change* 5 (3): 235–239. doi:10.1038/nclimate2514.
- Böhringer, Christoph, Andreas Keller, Markus Bortolamedi, and Anelise Rahmeier Seyffarth. 2016. "Good Things Do Not Always Come in Threes: On the Excess Cost of Overlapping Regulation in EU Climate Policy." *Energy Policy* 94: 502–508. doi:10.1016/j.enpol.2015.12.034.
- Bond, Stephen, Dietmar Harhoff, and John Van Reenen. 2005. "Investment, R&D and Financial Constraints in Britain and Germany." *Annales D'Économie Et De Statistique. Genes, ADRES* 80 (79): 433–460. doi:10.2307/20777584.
- Brockway, Paul E., Steve Sorrell, Gregor Semieniuk, Matthew Kuperus Heun, and Victor Court. 2021. "Energy Efficiency and Economy-Wide Rebound Effects: A Review of the Evidence and Its Implications." *Renewable and Sustainable Energy Reviews* 141 (May): 110781. doi:10.1016/j.rser.2021.110781.
- Brucal, Arlan, Beata Javorcik, and Inessa Love. 2019. "Good for the Environment, Good for Business: Foreign Acquisitions and Energy Intensity." *Journal of International Economics* 121: 103247. doi:10.1016/j.jinteco.2019.07.002.
- Carley, Sanya. 2009. "State Renewable Energy Electricity Policies: An Empirical Evaluation of Effectiveness." *Energy Policy* 37 (8): 3071–3081. doi:10.1016/j.enpol.2009.03.062.
- Cervantes, Mario, Chiara Criscuolo, Antoine Dechezleprêtre, and Dirk Pilat. 2023. *Driving Low-Carbon Innovations for Climate Neutrality*. Paris: OECD. doi:10.1787/8e6ae16b-en.
- Chen, Fenglong, Meichang Wang, and Zhengning Pu. 2022. "The Impact of Technological Innovation on Air Pollution: Firm-Level Evidence from China." *Technological Forecasting and Social Change* 177: 121521. doi:10.1016/j.techfore.2022.121521.
- Copeland, Brian R., Joseph S. Shapiro, and M. Scott Taylor. 2022. "Globalization and the Environment." In Vol. 5 of *Handbook of International Economics*, edited by Gita Gopinath, Elhanan Helpman, and Kenneth Rogoff, 61–146. Amsterdam: Elsevier. doi:10.1016/bs.hesint.2022.02.002.
- Costantini, Valeria, Francesco Crespi, Chiara Martini, and Luca Pennacchio. 2015. "Demand-Pull and Technology-Push Public Support for Eco-Innovation: The Case of the Biofuels Sector." *Research Policy* 44 (3): 577–595. doi:10.1016/j.respol.2014.12.011.
- Costantini, Valeria, Francesco Crespi, and Alessandro Palma. 2017. "Characterizing the Policy Mix and Its Impact on Eco-Innovation: A Patent Analysis of Energy-Efficient Technologies." *Research Policy* 46 (4): 799–819. doi:10.1016/j.respol.2017.02.004.
- Credit Suisse. 2022. "US Inflation Reduction Act: A Catalyst for Climate Action." <https://www.credit-suisse.com/about-us-news/en/articles/news-and-expertise/us-inflation-reduction-act-a-catalyst-for-climate-action-202211.html>.
- Dabla-Norris, Era., Thomas Helbling, Salma Khalid, Hibah Khan, Giacomo Magistretti, Alexandre Sollaci, and Krishna Srinivasan. 2023. *Public Perceptions of Climate Mitigation Policies: Evidence from Cross-Country Surveys*. Washington: International Monetary Fund. <https://www.imf.org/en/Publications/Staff-Discussion-Notes/Issues/2023/02/07/Public-Perceptions-of-Climate-Mitigation-Policies-Evidence-from-Cross-Country-Surveys-528057>.
- De Loecker, Jan. 2007. "Do Exports Generate Higher Productivity? Evidence from Slovenia." *Journal of International Economics* 73 (1): 69–98. doi:10.1016/j.jinteco.2007.03.003.
- Dechezleprêtre, Antoine, Adrien Fabre, Tobias Kruse, Blueberry Planterose, Ana Sanchez Chico, and Stefanie Stantcheva. 2022. *Fighting Climate Change: International Attitudes toward Climate Policies*. Paris: OECD. doi:10.1787/3406f29a-en.
- European Commission. 2023a. "Communication: A Green Deal Industrial Plan for the Net-Zero Age." https://commission.europa.eu/document/41514677-9598-4d89-a572-abe21cb037f4_en.

- European Commission. 2023b. “Innovation Fund: €100 Million Offered for Innovative Small-Scale Clean Tech Projects.” https://ec.europa.eu/commission/presscorner/detail/en/ip_23_2062.
- Fajeau, Maxime, Niklas Garnadt, Veronika Grimm, Sébastien Jean, Thilo Kroeger, Camille Landais, Ulrike M. Malmendier, *et al.* 2023. “The EU Inflation Reduction Act: How the EU Is Affected and How It Should React.” *VoxEU*. https://cepr.org/voxeu/columns/us-inflation-reduction-act-how-eu-affected-and-how-it-should-react?utm_source=dlvr.it&utm_medium=twitter.
- Fethi, Sami, and Abdulhamid Rahuma. 2020. “The Impact of Eco-Innovation on CO₂ Emission Reductions: Evidence from Selected Petroleum Companies.” *Structural Change and Economic Dynamics* 53: 108–115. doi:10.1016/j.strueco.2020.01.008.
- Fischer, Carolyn, and Louis Preonas. 2010. “Combining Policies for Renewable Energy. Is the Whole Less Than the Sum of Its Parts?” *International Review of Environmental and Resource Economics* 4 (1): 51–92. doi:10.1561/101.00000030.
- Fischer, Carolyn, Mads Greaker, and Knut Einar Rosendahl. 2017. “Robust Technology Policy against Emission Leakage: The Case of Upstream Subsidies.” *Journal of Environmental Economics and Management* 84: 44–61. doi:10.1016/j.jeem.2017.02.001.
- Fischer, Carolyn, Michael Hübler, and Oliver Schenker. 2021. “More Birds than Stones – A Framework for Second-Best Energy and Climate Policy Adjustments.” *Journal of Public Economics* 203: 104515. doi:10.1016/j.jpubeco.2021.104515.
- Fischer, Carolyn, and Richard G. Newell. 2008. “Environmental and Technology Policies for Climate Mitigation.” *Journal of Environmental Economics and Management* 55 (2): 142–162. doi:10.1016/j.jeem.2007.11.001.
- Fischer, Carolyn, Louis Preonas, and Richard G. Newell. 2017. “Environmental and Technology Policy Options in the Electricity Sector: Are We Deploying Too Many?” *Journal of the Association of Environmental and Resource Economists* 4 (4): 959–984. doi:10.1086/692507.
- Fragkiadakis, Kostas, Panagiotis Fragkos, and Leonidas Paroussos. 2020. “Low-Carbon R&D Can Boost EU Growth and Competitiveness.” *Energies* 13 (19): 5236. doi:10.3390/en13195236.
- Gillingham, Kenneth, and James H. Stock. 2018. “The Cost of Reducing Greenhouse Gas Emissions.” *Journal of Economic Perspectives* 32 (4): 53–72. doi:10.1257/jep.32.4.53.
- Goulder, Lawrence H., and Koshy Mathai. 2000. “Optimal CO₂ Abatement in the Presence of Induced Technological Change.” *Journal of Environmental Economics and Management* 39 (1): 1–38. doi:10.1006/jeem.1999.1089.
- Grossman, Gene M., and Elhanan Helpman. 1991. “Trade, Knowledge Spillovers, and Growth.” *European Economic Review* 35 (2-3): 517–526. doi:10.1016/0014-2921(91)90153-A.
- Hanley, Aoife, and Finn Ole Semrau. 2022. “Stepping up to the Mark? Firms’ Export Activity and Environmental Innovation in 14 European Countries.” *Industry and Innovation* 29 (5): 672–700. doi:10.1080/13662716.2021.2021865.
- Haščić, Ivan, and Nick Johnston. 2011. “Innovation in Electric and Hybrid Vehicle Technologies: The Role of Prices, Standards and R&D.” In *Invention and Transfer of Environmental Technologies*, 85–125. Paris: OECD Publishing. doi:10.1787/9789264115620-5-en.
- Hille, Erik, Wilhelm Althammer, and Henning Diederich. 2020. “Environmental Regulation and Innovation in Renewable Energy Technologies: Does the Policy Instrument Matter?” *Technological Forecasting and Social Change* 153: 119921. doi:10.1016/j.techfore.2020.119921.
- Horbach, Jens. 2008. “Determinants of Environmental Innovation—New Evidence from German Panel Data Sources.” *Research Policy* 37 (1): 163–173. doi:10.1016/j.respol.2007.08.006.
- ICAP. 2023. *Emissions Trading Worldwide: Status Report 2023*. Berlin: International Carbon Action Partnership. <https://icapcarbonaction.com/en/publications/emissions-trading-worldwide-2023-icap-status-report>.
- Inagaki, Kana, Guy Chazan, and Sam Fleming. 2023. “A Global Subsidy War? Keeping up with the Americans.” *Financial Times*. <https://www.ft.com/content/4bc03d4b-6984-4b24-935d-6181253ee1e0>.
- International Energy Agency. 2021. *Net Zero by 2050 - A Roadmap for the Global Energy Sector*. Paris: IEA. <https://www.iea.org/reports/net-zero-by-2050>.
- International Energy Agency. 2023. *Energy Technology Perspectives 2023*. Paris: IEA. <https://www.iea.org/reports/energy-technology-perspectives-2023>.

- Jaffe, Adam B., Richard G. Newell, and Robert N. Stavins. 2003. "Technological Change and the Environment." In *Handbook of Environmental Economics*, edited by Karl-Göran Mäler and Jeffrey R. Vincent, 461–516. Amsterdam: Elsevier. doi:[10.1016/S1574-0099\(03\)01016-7](https://doi.org/10.1016/S1574-0099(03)01016-7).
- Jaffe, Adam B., Richard G. Newell, and Robert N. Stavins. 2005. "A Tale of Two Market Failures: Technology and Environmental Policy." *Ecological Economics* 54 (2–3): 164–174. doi:[10.1016/j.ecolecon.2004.12.027](https://doi.org/10.1016/j.ecolecon.2004.12.027).
- Johnstone, Nick, Ivan Haščić, and David Popp. 2010. "Renewable Energy Policies and Technological Innovation: Evidence Based on Patent Counts." *Environmental and Resource Economics* 45 (1): 133–155. doi:[10.1007/s10640-009-9309-1](https://doi.org/10.1007/s10640-009-9309-1).
- Kannen, Peter, Finn Ole Semrau, and Frauke Steglich. 2021. "Green Gifts from Abroad? FDI and Firms' Green Management." Working Paper 2200. Kiel: Kiel Institute for the World Economy.
- Kemp, René, and Peter Pearson. 2007. "Final Report MEI Project about Measuring Eco-Innovation." *UM Merit, Maastricht* 10 (2): 1–120.
- Kihombo, Shauku, Shah Saud, Zahoor Ahmed, and Songsheng Chen. 2021. "The Effects of Research and Development and Financial Development on CO₂ Emissions: Evidence from Selected WAME Economies." *Environmental Science and Pollution Research International* 28 (37): 51149–51159. doi:[10.1007/s11356-021-14288-5](https://doi.org/10.1007/s11356-021-14288-5).
- Klaassen, Ger., Asami Miketa, Katarina Larsen, and Thomas Sundqvist. 2005. "The Impact of R&D on Innovation for Wind Energy in Denmark, Germany and the United Kingdom." *Ecological Economics* 54 (2–3): 227–240. doi:[10.1016/j.ecolecon.2005.01.008](https://doi.org/10.1016/j.ecolecon.2005.01.008).
- Kuznets, Simon. 1955. "Economic Growth and Income Inequality." *The American Economic Review* 45 (1): 1–28. <https://www.jstor.org/stable/1811581>.
- Landcker, Kira, and Martin F. Quaas. 2019. "Increasing Marginal Costs and the Efficiency of Differentiated Feed-in Tariffs." *Energy Economics* 83: 104–118. doi:[10.1016/j.eneco.2019.06.017](https://doi.org/10.1016/j.eneco.2019.06.017).
- Lee, Juyeon, Seung-Pyo Jun, and Chul Lee. 2022. "Does Demand-Side Innovation Policy Drive Lock-in? Global Evidence from Solar Energy in 155 Countries." *Energy Research & Social Science* 89: 102539. doi:[10.1016/j.erss.2022.102539](https://doi.org/10.1016/j.erss.2022.102539).
- Lee, Ki-Hoon, and Byung Min. 2015. "Green R&D for Eco-Innovation and Its Impact on Carbon Emissions and Firm Performance." *Journal of Cleaner Production* 108: 534–542. doi:[10.1016/j.jclepro.2015.05.114](https://doi.org/10.1016/j.jclepro.2015.05.114).
- Lin, Boqiang, and Yufang Chen. 2019. "Impacts of Policies on Innovation in Wind Power Technologies in China." *Applied Energy* 247: 682–691. doi:[10.1016/j.apenergy.2019.04.044](https://doi.org/10.1016/j.apenergy.2019.04.044).
- Lindman, Åsa, and Patrik Söderholm. 2012. "Wind Power Learning Rates: A Conceptual Review and Meta-Analysis." *Energy Economics* 34 (3): 754–761. doi:[10.1016/j.eneco.2011.05.007](https://doi.org/10.1016/j.eneco.2011.05.007).
- Lindman, Åsa, and Patrik Söderholm. 2016. "Wind Energy and Green Economy in Europe: Measuring Policy-Induced Innovation Using Patent Data." *Applied Energy* 179: 1351–1359. doi:[10.1016/j.apenergy.2015.10.128](https://doi.org/10.1016/j.apenergy.2015.10.128).
- Mensah, Claudia Nyarko, Xingle Long, Kofi Baah Boamah, Isaac Asare Bediako, Lamini Dauda, and Muhammed Salman. 2018. "The Effect of Innovation on CO₂ Emissions of OCED Countries from 1990 to 2014." *Environmental Science and Pollution Research* 25 (29): 29678–29698. doi:[10.1007/s11356-018-2968-0](https://doi.org/10.1007/s11356-018-2968-0).
- Meyer, Niels I. 2007. "Learning from Wind Energy Policy in the EU: Lessons from Denmark, Sweden and Spain." *European Environment* 17 (5): 347–362. doi:[10.1002/eet.463](https://doi.org/10.1002/eet.463).
- Mo, Jung Youn. 2022. "Dynamics of Innovation Activity and Carbon Emission: An Empirical Analysis from Korean Manufacturing Industries." *Technology Analysis & Strategic Management*. Advance online publication. doi:[10.1080/09537325.2022.2106842](https://doi.org/10.1080/09537325.2022.2106842).
- Myers, Kyle R., and Lauren Lanahan. 2022. "Estimating Spillovers from Publicly Funded R&D: Evidence from the US Department of Energy." *American Economic Review* 112 (7): 2393–2423. doi:[10.1257/aer.20210678](https://doi.org/10.1257/aer.20210678).
- Nemet, Gregory F. 2006. "Beyond the Learning Curve: Factors Influencing Cost Reductions in Photovoltaics." *Energy Policy* 34 (17): 3218–3232. doi:[10.1016/j.enpol.2005.06.020](https://doi.org/10.1016/j.enpol.2005.06.020).
- Newell, R. G., A. B. Jaffe, and R. N. Stavins. 1999. "The Induced Innovation Hypothesis and Energy-Saving Technological Change." *The Quarterly Journal of Economics* 114 (3): 941–975. doi:[10.1162/003355399556188](https://doi.org/10.1162/003355399556188).
- OECD. 2022. *Pricing Greenhouse Gas Emissions: Turning Climate Targets into Climate Action*. Paris: OECD Publishing. doi:[10.1787/e9778969-en](https://doi.org/10.1787/e9778969-en).

- Otto, Vincent M., Andreas Löschel, and John Reilly. 2008. "Directed Technical Change and Differentiation of Climate Policy." *Energy Economics* 30 (6): 2855–2878. doi:[10.1016/j.eneco.2008.03.005](https://doi.org/10.1016/j.eneco.2008.03.005).
- Palage, Kristoffer, Robert Lundmark, and Patrik Söderholm. 2019. "The Innovation Effects of Renewable Energy Policies and Their Interaction: The Case of Solar Photovoltaics." *Environmental Economics and Policy Studies* 21 (2): 217–254. doi:[10.1007/s10018-018-0228-7](https://doi.org/10.1007/s10018-018-0228-7).
- Paramati, Sudharshan Reddy, Md Samsul Alam, Shawkat Hammoudeh, and Khalid Hafeez. 2021. "Long-Run Relationship between R&D Investment and Environmental Sustainability: Evidence from the European Union Member Countries." *International Journal of Finance & Economics* 26 (4): 5775–5792. doi:[10.1002/ijfe.2093](https://doi.org/10.1002/ijfe.2093).
- Peters, Michael, Malte Schneider, Tobias Griesshaber, and Volker H. Hoffmann. 2012. "The Impact of Technology-Push and Demand-Pull Policies on Technical Change – Does the Locus of Policies Matter?" *Research Policy* 41 (8): 1296–1308. doi:[10.1016/j.respol.2012.02.004](https://doi.org/10.1016/j.respol.2012.02.004).
- Pitelis, Alkis, Nicholas Vasilakos, and Konstantinos Chalvatzis. 2020. "Fostering Innovation in Renewable Energy Technologies: Choice of Policy Instruments and Effectiveness." *Renewable Energy* 151: 1163–1172. doi:[10.1016/j.renene.2019.11.100](https://doi.org/10.1016/j.renene.2019.11.100).
- Plank, Josef, and Claudia Doblinger. 2018. "The Firm-Level Innovation Impact of Public R&D Funding: Evidence from the German Renewable Energy Sector." *Energy Policy* 113: 430–438. doi:[10.1016/j.enpol.2017.11.031](https://doi.org/10.1016/j.enpol.2017.11.031).
- Polzin, Friedemann, Michael Migendt, Florian A. Täube, and Paschen von Flotow. 2015. "Public Policy Influence on Renewable Energy Investments—A Panel Data Study across OECD Countries." *Energy Policy* 80: 98–111. doi:[10.1016/j.enpol.2015.01.026](https://doi.org/10.1016/j.enpol.2015.01.026).
- Popp, David. 2002. "Induced Innovation and Energy Prices." *American Economic Review* 92 (1): 160–180. doi:[10.1257/000282802760015658](https://doi.org/10.1257/000282802760015658).
- Popp, David. 2006. "R&D Subsidies and Climate Policy: Is There a 'Free Lunch'?" *Climatic Change* 77 (3–4): 311–341. doi:[10.1007/s10584-006-9056-z](https://doi.org/10.1007/s10584-006-9056-z).
- Probst, Benedict, Simon Touboul, Matthieu Glachant, and Antoine Dechezleprêtre. 2021. "Global Trends in the Invention and Diffusion of Climate Change Mitigation Technologies." *Nature Energy* 6 (11): 1077–1086. doi:[10.1038/s41560-021-00931-5](https://doi.org/10.1038/s41560-021-00931-5).
- Rennings, Klaus. 2000. "Redefining Innovation—Eco-Innovation Research and the Contribution from Ecological Economics." *Ecological Economics* 32 (2): 319–332. doi:[10.1016/S0921-8009\(99\)00112-3](https://doi.org/10.1016/S0921-8009(99)00112-3).
- Requate, Till, and Wolfram Unold. 2003. "Environmental Policy Incentives to Adopt Advanced Abatement Technology: Will the True Ranking Please Stand Up?" *European Economic Review* 47 (1): 125–146. doi:[10.1016/S0014-2921\(02\)00188-5](https://doi.org/10.1016/S0014-2921(02)00188-5).
- Rodrik, Dani. 2014. "Green Industrial Policy." *Oxford Review of Economic Policy* 30 (3): 469–491. doi:[10.1093/oxrep/gru025](https://doi.org/10.1093/oxrep/gru025).
- Roy, Nicholas, Dallas Burtraw, and Kevin Rennert. 2021. "Cost Analysis and Emissions Projections under Power Sector Proposals in Reconciliation." Resources for the Future. <https://www.rff.org/publications/issue-briefs/cost-analysis-and-emissions-projections-under-power-sector-proposals-in-reconciliation/>.
- Rubin, Edward S., Inês M. L. Azevedo, Paulina Jaramillo, and Sonia Yeh. 2015. "A Review of Learning Rates for Electricity Supply Technologies." *Energy Policy* 86: 198–218. doi:[10.1016/j.enpol.2015.06.011](https://doi.org/10.1016/j.enpol.2015.06.011).
- Semrau, Finn Ole. 2023. "Firms' Global Value Chain Participation and Its Environmental Performance: A Review of the Empirical Literature." In *Handbook on Innovation, Society and the Environment*, 125–139. Cheltenham: Edward Elgar Publishing. <https://www.elgaronline.com/edcollchap/book/9781802200065/book-part-9781802200065-16.xml>.
- Shahbaz, Muhammad, Muhammad Ali Nasir, Erik Hille, and Mantu Kumar Mahalik. 2020. "UK's Net-Zero Carbon Emissions Target: Investigating the Potential Role of Economic Growth, Financial Development, and R&D Expenditures Based on Historical Data (1870–2017)." *Technological Forecasting and Social Change* 161: 120255. doi:[10.1016/j.techfore.2020.120255](https://doi.org/10.1016/j.techfore.2020.120255).
- The White House. 2023. "Building A Clean Energy Economy: A Guidebook To The Inflation Reduction Act's Investments In Clean Energy And Climate Action." In *Inflation Reduction*

- Act Guidebook*. Washington: The White House. <https://www.whitehouse.gov/cleanenergy/inflation-reduction-act-guidebook/>.
- Tinbergen. 1952. *On the Theory of Economic Policy*. Amsterdam: Northern-Holland Publishing Company. <https://repub.eur.nl/pub/15884/>.
- Veugelers, Reinhilde. 2012. "Which Policy Instruments to Induce Clean Innovating?" *Research Policy* 41 (10): 1770–1778. doi:[10.1016/j.respol.2012.06.012](https://doi.org/10.1016/j.respol.2012.06.012).
- Wang, Zhaohua, Zhongmin Yang, Yixiang Zhang, and Jianhua Yin. 2012. "Energy Technology Patents–CO₂ Emissions Nexus: An Empirical Analysis from China." *Energy Policy* 42: 248–260. doi:[10.1016/j.enpol.2011.11.082](https://doi.org/10.1016/j.enpol.2011.11.082).