

Kulu, Evans; Brafu-Insaidoo, William Gabriel; Bondzie, Eric Amoo; Peprah, James Atta

Article

Inefficiency and Gaps in Financial Stability in sub-Saharan Africa

Cogent Economics & Finance

Provided in Cooperation with:

Taylor & Francis Group

Suggested Citation: Kulu, Evans; Brafu-Insaidoo, William Gabriel; Bondzie, Eric Amoo; Peprah, James Atta (2022) : Inefficiency and Gaps in Financial Stability in sub-Saharan Africa, Cogent Economics & Finance, ISSN 2332-2039, Taylor & Francis, Abingdon, Vol. 10, Iss. 1, pp. 1-15, <https://doi.org/10.1080/23322039.2022.2111056>

This Version is available at:

<https://hdl.handle.net/10419/303746>

Standard-Nutzungsbedingungen:

Die Dokumente auf EconStor dürfen zu eigenen wissenschaftlichen Zwecken und zum Privatgebrauch gespeichert und kopiert werden.

Sie dürfen die Dokumente nicht für öffentliche oder kommerzielle Zwecke vervielfältigen, öffentlich ausstellen, öffentlich zugänglich machen, vertreiben oder anderweitig nutzen.

Sofern die Verfasser die Dokumente unter Open-Content-Lizenzen (insbesondere CC-Lizenzen) zur Verfügung gestellt haben sollten, gelten abweichend von diesen Nutzungsbedingungen die in der dort genannten Lizenz gewährten Nutzungsrechte.

Terms of use:

Documents in EconStor may be saved and copied for your personal and scholarly purposes.

You are not to copy documents for public or commercial purposes, to exhibit the documents publicly, to make them publicly available on the internet, or to distribute or otherwise use the documents in public.

If the documents have been made available under an Open Content Licence (especially Creative Commons Licences), you may exercise further usage rights as specified in the indicated licence.



<https://creativecommons.org/licenses/by/4.0/>

Inefficiency and Gaps in Financial Stability in sub-Saharan Africa

Evans Kulu, William Gabriel Brafu-Insaidoo, Eric Amoo Bondzie & James Atta Peprah

To cite this article: Evans Kulu, William Gabriel Brafu-Insaidoo, Eric Amoo Bondzie & James Atta Peprah (2022) Inefficiency and Gaps in Financial Stability in sub-Saharan Africa, Cogent Economics & Finance, 10:1, 2111056, DOI: [10.1080/23322039.2022.2111056](https://doi.org/10.1080/23322039.2022.2111056)

To link to this article: <https://doi.org/10.1080/23322039.2022.2111056>



© 2022 The Author(s). This open access article is distributed under a Creative Commons Attribution (CC-BY) 4.0 license.



Published online: 21 Aug 2022.



Submit your article to this journal [↗](#)



Article views: 1646



View related articles [↗](#)



View Crossmark data [↗](#)



Citing articles: 6 View citing articles [↗](#)



Received: 27 September 2021
Accepted: 04 August 2022

*Corresponding author: Evans Kulu,
Department of Industrial
Mathematics, C.K. Tedam University
of Technology and Applied Sciences,
Navrongo, Ghana
E-mail: kuluevans88@gmail.com

Reviewing editor:
David McMillan, University of Stirling,
UNITED KINGDOM

Additional information is available at
the end of the article

FINANCIAL ECONOMICS | RESEARCH ARTICLE

Inefficiency and Gaps in Financial Stability in sub-Saharan Africa

Evans Kulu^{1*}, William Gabriel Brafu-Insaidoo², Eric Amoo Bondzie³ and James Atta Peprah⁴

Abstract: Using the Stochastic Frontier Analysis on data for 33 sub-Saharan African countries over the period 2007 to 2018, we determine the drivers of the inefficiencies in financial stability and also estimate the existing financial stability gaps. The results confirm that credit to the private sector and the level of unemployment are significant drivers of financial stability in SSA, while employment, domestic savings, and regulatory quality significantly decrease the inefficiencies in financial stability. Further, it is revealed that government domestic debt arrears promote financial stability inefficiencies in SSA. Countries within the East Africa Community Countries (EAC) have the highest mean efficiency and the least financial stability gap for the period studied. It is therefore recommended that government borrowing from the domestic economy should be towards projects that have undergone proper appraisal as a means to reduce arrears accumulation. Employment is recommended to improve income while encouraging domestic savings as a conscious effort to enable the financial sector to perform its intended essential role in the economy

Subjects: Economics and Development; Economics; Macroeconomics

Keywords: financial stability; government domestic debt; gap; stochastic frontier analysis

1. Introduction

The finance literature identifies several possible causes of vulnerability in the financial sector; Inflation, unemployment, nonperforming loans, and worsened terms of trade (Beck et al., 2015; Klein, 2013). One other important cause of financial-sector vulnerability is government domestic arrears. The International Monetary Fund (IMF; 2019) report explains that when governments, private companies, and SOEs are unable to service their bank loans, the banking sector tends to experience a deterioration in the quality of their assets and an increase in their nonperforming loans (NPLs), which is a threat to financial stability. Given the critical role of the financial sector in channeling financial resources into the economy, studies relating to its stability is of much importance. This research, therefore, seeks to provide answers to the following research questions: what are the levels of potential financial stability among SSA countries? What are the gaps in financial stability among the SSA countries and what factors drive the inefficiencies in financial stability among the SSA countries?

It is important to note that the overall growth of an economy among other factors, depends on the performance of the financial sector (Kulu & Appiah-Kubi, 2021; Saravani et al., 2015). The private sector, which is known to be the engine of economic growth in most sub-Sahara African (SSA) countries competes with the government for credits for investment activities. Credit is seen as the fuel that powers the private sector, hence the more credit available to the private sector, the better its role in achieving growth and development. A common form of crowding out occurs when government finances most of its activities through domestically generated funds such as issuing of debt, etc. Anyanwu et al. (2018) also explains that government can generate large

amounts of money domestically hence potentially impacting the real interest rate by suffocating the lending capacity of the private sector and deterring other businesses from engaging in capital investments. Financial institutions facilitating these activities have their share of the impact when there are significant delays in servicing government debt. International Monetary Fund (IMF; 2019) indicates that out of 30 countries in SSA, 24 of them had government domestic arrears by the close of the year 2018, with an average stock of 3.3 percent of GDP and a maximum of 18 percent of GDP.

Though not as huge as the foreign indebtedness, the stock of domestic debt has grown in recent years and is also smaller in HIPC countries than in non-HIPC countries (Christensen, 2005). An increase in the domestic debt and consequently arrears increases the instability in the financial system (Cantah et al., 2022). Indeed, these vulnerabilities within the private sector can be minimized when activities and interactions, especially between the lender and the borrower, are well regulated. Also, activities such as the effectiveness of government policies increased employment and domestic savings that improve the liquidity positions of financial institutions and go a long way to reduce inefficiencies.

With the significant role of the financial sector in intermediating and acting as a lubricant in the economy coupled with the rising government domestic debt arrears in SSA, the research questions stated are well directed and worthy of answering. Estimates in this study are also made for sub-regional communities in SSA namely the Economic Community of West Africa States (ECOWAS), East Africa Community Countries (EAC), and the Economic Community of Central Africa countries (ECCAS). This is geared towards the proposal of policy recommendations to be implemented at the sub-regional community level. Thus, community-level decisions complementing the country levels' have the possibility of impacting more. This study, therefore, advances the frontier of knowledge by unearthing the efficiency level, potential, and gaps in financial stability among some SSA countries and sub-regional communities, as well as revealing the drivers of the inefficiencies for the appropriate address. Lists of countries in SSA and the sub-regional groups considered for the study are provided in Appendix Table A6 and Table B7. Countries with an asterisk are found to be members of their respective sub-regional communities as well as the Southern Africa Development Community (SADC). Due to this overlapping, the SADC was not considered for this study. The rest of the paper is arranged as follows: the next section looks at the empirical literature; the methodology for the study is discussed in section three; in section four, we discuss the findings from the study and section five concludes with policy recommendations.

2. Literature review

The current empirical literature on financial stability has focused mostly on its drivers. Indeed, several variables are the predominant factors affecting the stability of financial institutions across the globe. It is important to note that the choice of these variables and their possibility of statistical significance is dependent on the economy under study. Notable in the existing literature is the Ozili (2018) and the International Monetary Fund (IMF; 2019) for African countries. Ozili (2018) studied the main determinants in 48 African countries for the period 1996 to 2015. Banking instability was measured using four varied indicators, namely: loan loss coverage ratio, insolvency risk (using the Z-score), non-performing loans to gross loans ratio (for asset quality ratio) as well as the standard deviation of financial development. The study found that the main drivers of financial stability include banking efficiency, banking concentration, government effectiveness, presence of foreign banks, political stability, investor protection, regulatory quality, control of corruption, and the levels of unemployment. More importantly, the study highlights the relevance of the quality of institutions in determining the stability in the African financial system.

Another study by Vo et al. (2019), examined the variables that influence instability in the financial system in the case of developing countries. Using the period 2000 to 2017, panel data for 17 developing countries was created. In ensuring robustness, estimation techniques, such as the fixed and random effect as well as the pooled OLS, were employed. Using the growth in credit as a proxy for financial instability, the empirical findings indicated that inflation rate, growth in GDP, changes in foreign exchange reserves, growth in the rate of the monetary base, the ratio of return on equity of the banking sector,

returns in the stock market, as well as the lending rate are the main drivers of financial instability. Particularly for developing markets, the results of the study appear to be in line with the post-Keynesians relating to the mechanisms that lead to instability of the financial system. Again, Jokipii and Monnin (2013), examine the effects of economic factors, such as inflation and growth in real output on stability in the banking sector. They employed a quarterly for 18 OECD countries for the period 1980 to 2008. Estimations from the VAR model show that growth in real output directly affects stability in the banking sector. The study, however, found no relationship between the rate of inflation and stability in the banking sector. Also focusing on economic factors, Segoviano and Goodhart (2009) confirm that unexpected fluctuations in the cycles of the economy, as well as the effect of the booms and recessions, can lead to instability in the banking system. The study, however, concludes that the identified relationship is different from country to country. Bank performance and unemployment level have been argued to have a relationship. While controlling for unemployment, Heffernan and Fu (2008) analyzed the drivers of bank determinants using 96 banks in China for the period 1999 to 2006. They made a prediction that increasing unemployment can decrease aggregate demand and cause a rise in the default rate on loans, therefore, introducing an inverse relationship between the unemployment level and the performance of banks. Performance of banks being a key driver of bank stability, unemployment is then predicted to directly influence stability in the banking sector. The analysis of the study, therefore, showed that there is a negative relationship between the level of unemployment and bank performance and therefore the stability of the banking system.

Das et al. (2010) examined the association between public debt management and stability in the financial system as well as the medium through which the two variables are interrelated. The paper concludes that improper management of debt and debt structures can highly prevent the ability of a ruler in ensuring financial stability. This is because the risk perception of investors in the country is affected, intensifying pressures, at the initial stages on the financial institution's capital reserves, incomes, balance sheet, and eventually on the balance sheet of the sovereign, therefore increasing sovereign risk. The relationship between sovereign risk and financial stability can work through a feedback circle, thus, inappropriate management of debt has the possibility of worsening the stability of the financial system, which in turn intensifies sovereign risk (Das et al., 2010). It is further concluded that appropriate debt management can help guarantee financial stability through the creation of a liability structure for public debt that ensures the sustenance of low levels of refinancing risk.

In a recent study, Van Duuren et al. (2020) studied whether the association between financial stability and financial stability transparency index is dependent on the quality of institutions. Using annual data for the period 2000 to 2011, the study used the fixed effect estimation technique. The non-performing loans ratio is also used as a proxy for financial stability. The findings confirm previous findings that transparency in financial stability enhances the degree of stability in a country's financial system. The findings, however, suggest that transparency in financial stability is statistically significant and negatively associated with non-performing loans of banks that have minimal institutional quality. Thus, controlling for other macroeconomic variables, the annual data spanning the period 2004 to 2012, used the z-score of banks as a proxy for financial stability and commercial banks' outstanding loans as a proxy for financial inclusion. The analysis showed that financial stability is inversely affected by the outstanding deposits with commercial banks. This indicates that in SSA, there are less diversified deposit accounts held with the commercial banks. Outstanding loans from the studied commercial banks do have a direct role in financial stability. On the control variables, the study further showed that financial crisis, credit to the private sector, and inflation negatively affect financial stability while per capita GDP affects financial stability positively. With the discussion on the financial stability gap, Fahr and Fell (2017) argued that macroprudential policies are needed for closing the gap in financial stability while monetary policies are needed for the stabilization of prices.

Indeed, SSA countries and sub-regions operate with different monetary policies and exchange rate regimes which may affect their status of stability in the financial system. Frameworks of monetary policy in SSA have two main types (Kasekende & Brownbridge, 2011). Thus, the monetary targeting frameworks and the fixed exchange rate regimes (including the CFA monetary

unions). Most SSA economies such the those in the ECOWAS and EAC have the intention of introducing a monetary union and having a common currency. For this transition, there will be the requirement for a period of management in the exchange rate to align the bilateral exchange rates of all the potential members of the union.

For the system of the exchange rate, SSA operates three main categories: pegged, intermediate, and floating, where the majority of the countries in SSA operate the pegged system. For countries operating the pegged, the most popular anchor currency used is the euro and the US dollar is the next. Countries like Botswana, Mauritius, Tanzania, Ghana, and Nigeria, operate the intermediate and floating regimes. It is therefore expected that the differences in the monetary and exchange rate systems will have consequences on the ability to ensure stability in the financial system.

A critical look at the reviewed literature indicates that no attention has been given to the factors affecting the inefficiency in financial stability as well as the estimates of the gaps in financial stability, especially in SSA. The critical role financial institutions play in the effective performance of the overall economy cannot be overemphasized. It is therefore essential to make known the extent of the gaps, the potential as well as the efficiency levels of financial stability especially for the respective countries so that the impact that the differences (among countries) in the monetary policy and exchange rate system may pose can be curtailed. This is aimed at alerting policymakers, and other stakeholders about the appropriate policies directions.

3. Data and methods

3.1. Data

The study employed secondary data covering the period 2007 to 2018 for 33 SSA countries. The period and countries considered for the study were selected based on data availability especially data for financial stability. The variables employed include financial stability, credit to the private sector, unemployment, employment, institutional quality, inflation, domestic debt, savings, government domestic arrears, government effectiveness, and regulatory quality. The variables were sourced from the world bank's World Development Indicators (WDI), Worldwide Governance Indicators (WGI), Global Financial Development (GFD), the IMF database, and the Heritage Foundation. Description of the variables used and their respective sources are presented in Table C8 (Appendix C).

3.2. Model specification and estimation technique

3.2.1. The stochastic frontier model

A working horse in the literature on productivity and efficiency is the Stochastic Frontier Production Function (SFPF), independently created by Aigner et al. (1977) and Meeusen and van Den Broeck (1977). The SFPF refers to the peak output from the given point of input and technology to a structural part of the production function and a decomposed disturbance term. In recent literature, this technique has been employed in determining the efficiency and potential values of significant variables. Following other studies such as Osiewalski et al. (1997) and Mamo et al. (2018), who respectively used the Stochastic Frontier Analysis (SFA) to measure the productivity gap and yield gap of smallholder wheat producers in Ethiopia, the SFA model is employed in determining the financial stability gap in this study. The model is specified as follows

$$FS_{it} = \alpha + \gamma X_{it} - \mu_{it} + v_{it} \quad (1)$$

where FS is financial stability, X represents predictors of financial stability such as institutional quality, unemployment, and credit to the private sector. u_{ij} is a single-sided error, specific to each country, and creates the difference between actual and potential financial stability. It is the log difference between the highest and the actual observation (Thus, in this study, $\mu_i = \ln FS_i - \ln FS_i$). According to Ahmadzai (2017), $\mu_i * 100\%$ is the percentage loss due to inefficiency.

The SFA model is used because it is argued that it has the possibility of offering richer specifications, mostly in panel data cases (Hjalmarsson et al., 1996). The empirical Stochastic Frontier model is specified as

$$\text{LnFS}_{it} = \beta_0 + \beta_1 \text{Crd}_{it} + \beta_2 \text{Unem}_{it} + \beta_3 \text{InQ}_{it} + \beta_4 \text{Inf}_{it} + \beta_5 \text{Debt}_{it} - u_{ij} + v_{ij} \quad (2)$$

where, *LnFS* is the log of financial stability of the SSA countries at time *t*, *Crd* is credit to the private sector, *Unem* is unemployment, *InQ* represents institutional quality, *Inf* is inflation and *Debt* represent government domestic debt. u_{ij} is a single-sided error for the combined effects while v_{ij} is the conventional error term that controls, statistical errors and omitted variables. The SFA will provide estimates of the efficiency values (*Eff*) which will subsequently be used in determining the potential financial stability (*PFS*). This will be calculated using the formula

$$\text{PSF} = \frac{\text{Actual FS}}{\text{Eff}} \quad (3)$$

Again, we specify the inefficiency effect model, in equation (4) capturing the significant drivers of inefficiencies in financial stability in SSA

$$u_{ij} = \alpha_0 + \alpha_1 \text{Emp}_i + \alpha_2 \text{Sav}_i + \alpha_3 \text{Arr}_i + \alpha_4 \text{Gef}_i + \alpha_5 \text{Req}_i + \omega_{ijt} \quad (4)$$

where *Emp* represents employment, *Sav* is domestic savings, *Arr* represents governments' domestic debt arrears, *Gef* is government effective, *Req* represents regulatory quality. ω_{ijt} measures the degree to which actual financial stability falls short of potential financial stability given by the stochastic frontier equation. The variable of interest in equation (4) is the government domestic debt arrears. The theoretical basis is that according to the postulates of the Post-Keynesians Hypothesis, including Minsky (1977), "uncontrolled expansion of credit" contributes to the instability and inefficiencies in financial institutions. Given this argument, we hold the view that uncontrolled lending to the government, especially when the repayment (by the government) is not made on time, will possibly cause instability or inefficiencies in the financial system. Further, the gap in financial stability will be derived as the difference between the actual and potential financial stability. Thus, using the equation (5) below.

$$\text{FSG} = \text{Actual FS} - \text{PFS} \quad (5)$$

4. Results and discussion

Table 1 presents the descriptive statistics of the variables used for the study. The differences in the number of observations indicate that there are missing observations for some variables in certain years for some countries. For the variables employed, domestic debt recorded the highest standard deviation. This indicates the wide disparity among the countries under consideration in terms of government domestic borrowing. The mean values -0.865 and -0.714 suggest that government effectiveness and regulatory quality, respectively, are low among SSA countries. The mean value for change in the stock of government arrears measured as a percentage of GDP for the period is about 3 percent, which is in line with International Monetary Fund (IMF; 2019) reports.

The Variance Inflation Factor (VIF) test presented (see Table D9) shows that all the variables used have VIF score of less than 10. This indicates a minimal level of correlation among the variables hence the estimated model does not suffer multicollinearity.

4.1. Results of the stochastic frontier model

The stochastic frontier model in equation (2) and the inefficiency model in equation (3) are estimated simultaneously based on the usual stochastic frontier production function using maximum likelihood estimation (MLE). The model parameter estimates of frontier and inefficiency are presented in Tables 2 and 3 respectively. As expected, credit provided to the private sector is found

Table 1. Descriptive statistics of variables (2007 to 2018)

Variable	Obs	Mean	Std. Dev.	Min	Max
<i>FS</i>	360	9.302	4.419	2.204	21.544
<i>Crd</i>	380	19.306	24.264	2.267	160.125
<i>Unem</i>	396	6.346	6.357	0.317	28.551
<i>lnQ</i>	388	53.214	6.887	21.4	69.1
<i>Inf</i>	364	118.985	36.201	57.154	337.45
<i>Debt</i>	300	15.304	55.965	0.005	405.35
<i>Emp</i>	396	65.142	12.199	39.37	87.82
<i>Sav</i>	336	14.735	14.411	-70.263	44.498
<i>Arr</i>	265	3.22	4.142	0	19.401
<i>Gef</i>	363	-0.865	0.483	-1.848	0.509
<i>Req</i>	363	-0.714	0.48	-2.156	0.499

Source: Authors' Construction.

Table 2. Stochastic frontier estimates

Dependent: Log of Financial Stability

Independent Variables	Coefficient	Standard Error	P-value
<i>Crd</i>	0.006***	0.001	0.000
<i>Unem</i>	-0.022***	0.006	0.001
<i>lnQ</i>	0.014	0.009	0.103
<i>Inf</i>	0.001	0.001	0.338
<i>Debt</i>	-0.001	0.001	0.519
<i>Constant</i>	3.181***	0.534	0.000

Source: Authors' Computation. Note: ***, ** and * signify statistically significant at 1%, 5%, and 10% respectively.

to be positive and statistically significant at 1 percent. This implies that as more credits are provided to the private sector for their activities, financial stability is boosted. It is argued that this act increases investment made by the private sector, hence improvements in savings with the financial institutions. A higher interest rate on loans reduces private sector investment therefore credit to the private sector can improve financial stability through private investment when the cost of interest for firms is lower than the return on private investment. Moreover, the low cost of credit reduces banks' agency cost and non-performing loans, which in turn strengthens banks' balance sheet and reduce their liquidity risk thereby improving their efficiency without forgetting that the strength of the bank's balance sheet contributed to the global financial crisis in 2008. Van Duuren et al. (2020) however, found credit to the private sector to be a significant variable in determining financial stability but negative. A negative and statistically significant relationship was found between unemployment and financial stability. This confirms the findings by Heffernan and Fu (2008), Ozili (2018), and Segoviano and Goodhart (2009). A rise in unemployment can reduce aggregate demand, hence causing an increase in loan default rates. This, therefore, introduces a negative relationship between the unemployment level and the performance of banks (Heffernan & Fu, 2008). Again, in line with Segoviano and Goodhart (2009), no statistically significant relationship was found between inflation and financial stability. Institutional quality and debt had their respective expected signs but were found to be statistically insignificant.

Table 3. Drivers of inefficiencies in financial stability

Dependent: Inefficiency in Financial Stability			
Independent Variables	Coefficient	Standard Error	P-value
<i>Emp</i>	−0.044***	0.013	0.001
<i>Sav</i>	−0.011**	0.004	0.014
<i>Arr</i>	0.035***	0.0105	0.001
<i>Gef</i>	−0.405	0.256	0.113
<i>Req</i>	−1.154***	0.319	0.000
<i>Constant</i>	1.818***	0.602	0.003
sigma – square(σ^2)	−2.199***		
Gamma = $\gamma = \frac{\sigma_v^2}{\sigma_v^2 + \sigma_u^2}$	0.475		
LR test of one-sided error	208.2681***		
Wald chi2(5)	23.20		
Log likelihood	−22.922469		

Source: Authors' Computation Note: ***, ** and * signify statistically significant at 1%, 5%, and 10% respectively.

4.2. Results of the inefficiency model

In this model, employment, domestic savings, government effectiveness, and regulatory quality are found to have an inverse relationship with the inefficiencies in financial stability. Employment is statistically significant at 1 percent, indicating that an increase in the level of employment improves the volumes of income hence a possibility of increased savings. Domestic saving is also found to relate negatively to inefficiencies in financial stability. Thus, improved savings increases the volumes of reserves or funds with financial institutions. This enhances their credit-related activities hence reduction in inefficiencies. Improved saving deposits, on the other hand, enable banks to create more credits which strengthen their balance sheet and thereby improve the assets of banks leading to an increase in efficiencies. The Monetarists are of the view that financial instability is all about financial institutions being illiquid. Thus, regulators could therefore help to minimize the possibility of panic withdrawals or bank runs. For instance, through the imposition of liquidity buffers and also in a general liquidity crisis, the central bank could play its role as the lender of last resort to banks. Vo et al. (2019) and Borio and Drehmann (2011) for instance, explain that a counter-response by the central bank to the outcome of inflation from the policy implementation, in turn, decreases liquidity that exists in the money market as well as within the financial institutions that could lead to panic in banks and bank runs hence worsening the illiquidity in the money market. The negative sign of the regulatory quality indicates the fact that the formulation and implementation of sound policies and regulations that permit and promote the development of the private sector help in reducing the inefficiencies in financial stability. This confirms the argument by Ozili (2018) who finds a direct relationship between the efficiency of financial stability and regulatory quality. Government effectiveness, though, had the expected sign, it was found to have no statistically significant effect on the inefficiencies in the financial stability of SSA countries.

Arrears in government domestic borrowing is found to be positive and statistically significant at 1 percent. The inability of the government to make repayment on domestically generated debt at the required time increases nonperforming loans (NPLs) of domestic financial institutions. This confirms the International Monetary Fund (IMF; 2019) staff reports that government domestic arrears make banks suffer deterioration in the quality of their assets and a rise in NPLs. This distorts the activities of financial institutions, hence paving way for inefficiencies. A financial system that functions well is crucial for the promotion and maintenance of economic growth. Therefore, inefficiencies in financial stability potentially undermine the basic functions of the financial system.

Tables 4 and 5 present the mean values of efficiencies, potential, actual, and gaps in financial stability for SSA countries and sub-regional communities in SSA, respectively. There are also presented bar graphs (in Figures 1a, 1b, and 2) for visual appreciation. In terms of the mean efficiency for countries, Kenya has

Table 4. Mean of efficiency, potential, actual, and gap in financial stability (FS) in SSA countries (2007 to 2018)

Countries	Mean of Efficiency in FS	Mean of Potential FS	Mean of Actual FS	Mean of FS GAP
Angola	0.561989	19.73929	11.09326	8.646033
Benin	0.754502	18.89189	14.25397	4.637924
Burkina Faso	0.486848	13.84085	7.350968	7.102466
Cameroon	0.515125	18.48344	9.521286	8.962155
Central Africa republic	0.347195	17.31191	6.557026	11.3013
Chad	0.553654	17.14375	9.491699	7.652054
Congo, dem rep.	0.486848	8.922951	4.344118	4.578833
Congo, rep.	0.235421	18.45257	4.344118	14.10845
Cote d'Ivoire	0.909438	18.48674	16.81254	1.674202
Ethiopia	0.707865	13.82646	9.787265	4.039198
Gabon	0.486848	28.30386	13.77967	14.52419
Gambia, the	0.492644	18.8428	9.282794	9.560009
Ghana	0.377375	20.10002	7.585245	12.51477
Guinea	0.299483	17.64511	5.764818	12.3607
Guinea-Bissau	0.267327	20.92591	5.594049	15.33186
Kenya	0.938129	19.4919	18.28592	1.205986
Lesotho	0.517306	17.42691	9.015045	8.411868
Liberia	0.545587	14.06795	7.675286	6.392661
Madagascar	0.486848	11.28242	5.99217	5.789602
Mali	0.486683	17.02638	9.039756	8.739938
Mozambique	0.486848	8.028599	4.264042	4.119894
Niger	0.840898	16.67001	15.29212	2.652231
Nigeria	0.486848	30.99722	16.46283	15.90629
Rwanda	0.439232	17.60207	8.434237	9.870687
Sao tome and Principe	0.486848	3.797011	3.697132	1.948445
Sierra Leone	0.228097	17.71078	4.407028	13.671
South Africa	0.703184	18.18082	13.94667	5.396366
Tanzania	0.59004	17.55724	11.30125	7.197762
Togo	0.218771	18.19236	4.341776	14.21239
Uganda	0.680613	17.49234	12.98784	5.58682
Zambia	0.469202	17.3019	8.856086	9.183821
Zimbabwe	0.486848	5.309395	3.446489	2.724528

Source: Authors' construction

the highest ratio followed by Cote d'Ivoire, Niger, Ethiopia, and South Africa. Accordingly, these aforementioned countries recorded the least mean gaps. For the period under consideration, Togo recorded the least ratio in the mean efficiency of financial stability followed by Sierra Leone, the Republic of Congo, Guinea Bissau, and Guinea. Nigeria records the highest potential financial stability value followed by Gabon and Guinea Bissau. Again, for the sub-regional communities, it is found that Eastern Africa's EAC recorded the highest mean efficiency and actual financial stability. ECOWAS has the highest mean potential financial stability. This confirms findings by Kulu and Appiah-Kubi (2021) which highlight how the greater market share of some banks in Ghana presents positive signs for potential financial stability. Also, for the period the ECCAS had the least mean efficiency and the least actual financial stability. This is

Table 5. Mean of efficiency, potential, actual, and gap in financial stability (FS) in sub-regional groups in SSA (2007 to 2018)

Sub Regional Communities	Mean of Efficiency in FS	Mean of Potential FS	Mean of Actual FS	Mean of FS GAP
ECCAS	0.444563	16.05936	7.689361	9.010775
EAC	0.671176	17.194	12.22517	5.58009
ECOWAS	0.491885	18.72292	9.555025	9.59665

Source: Authors' construction

Figure 1. Financial stability (FS) gap in SSA countries.

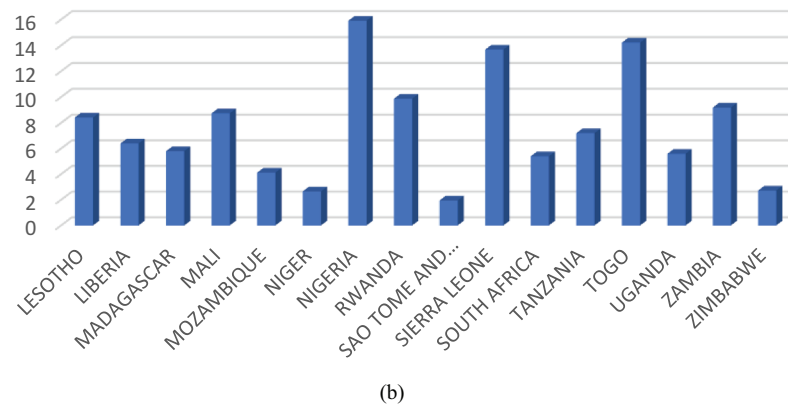
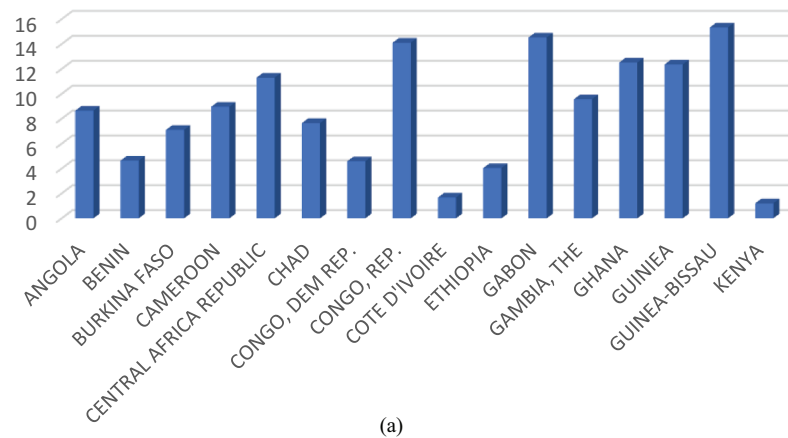
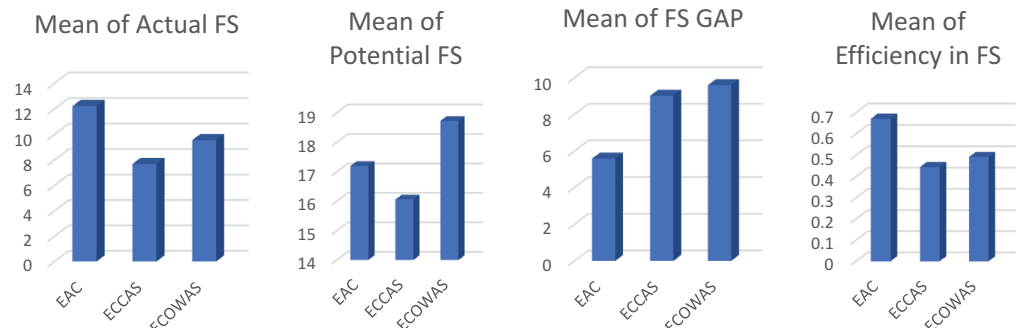


Figure 2. Mean potential, actual, efficiency and gap in financial stability for sub-regional communities in SSA.

Source: Authors' construction.



in line with the International Monetary Fund (IMF; 2019) that huge fiscal shocks have led to the substantial accumulation of arrears among five oil-exporting countries in Central Africa. Thus, this study shows that accumulation of arrears promotes inefficiencies in financial stability hence not surprising that the Central Africa region has the least mean values for efficiency and actual financial stability. It is important to note that there is the risk of cross-country negative spillover effect, especially within the sub-regional communities and also the fact that member countries facing serious financial risks mislead the sub-regional estimates. The noted issues are, however, some of the reasons behind having the estimates for both countries and sub-regional community level. The identified gaps in financial stability for the various countries and the sub-regional communities provide a bigger picture and discussion on financial stability. Knowing the level of stability (actual financial stability) alone may not be enough for the campaign in ensuring overall growth and development through the enhancement of activities in the financial system. Thus, the potential financial stability gives an indication of the benchmark or how far a country or region can go. This is thus, expected to awaken the units in question to work towards reaching the revealed potential. The ECOWAS sub-region records the highest value for potential and second-highest for actual financial stability yet attains the highest for the gap. This explains that there is a wider difference between the two indicators. Thus, given the actual or current stability status, ECOWAS has more room for improvement.

5. Conclusions and recommendations

The essential role of the financial sector in the various economies necessitates such a study. The stochastic Frontier Analysis is used in estimating the financial stability gap and the significant drivers of the inefficiencies in the financial stability of SSA countries. The study found that credit to the private sector and the level of unemployment are the main drivers of financial stability in SSA. Employment, domestic savings, and regulatory quality significantly decrease the inefficiencies in financial stability while government domestic debt arrears enhance financial stability inefficiencies in SSA. Again, the findings show that the top five countries with the highest mean efficiency in financial stability include Kenya, Cote d'Ivoire, Niger, Ethiopia, and South Africa. The top five countries with the highest mean potential financial stability include Nigeria, Gabon, Guinea Bissau, Ghana, and Angola. The top five countries with the highest mean of actual financial stability include Kenya, Cote d'Ivoire, Nigeria, Niger, and Benin. Again, Kenya, Cote d'Ivoire, Sao Tome Principe, Niger, and Zimbabwe are the top five countries with the least mean values of financial stability gap. At the sub-regional community level, the findings show that East Africa's EAC has the highest mean efficiency value with ECCAS recording the least. West Africa's ECOWAS has the highest mean value of potential financial stability with Central Africa's ECCAS having the least. On the mean of financial stability gap, East Africa's EAC is found to have the least value, while ECOWAS has the highest for the period under study.

It is therefore recommended that government borrowing from the domestic economy should be limited to projects that have undergone proper and the requisite appraisal. This is to ensure that they have a good corresponding economic rate of return so that repayment can be made on time. Financial institutions should minimize credit to the government in financing their budget deficit (while government finds alternative ways of revenue mobilization), and make more credits available to private investors after the requisite appraisals. SSA countries are recommended to introduce employment-oriented programs that are expected to improve income volume and encourage domestic savings in the region. Decisions on the recommendations made at the sub-regional community levels are also encouraged. This is to help member states of the sub-regional groups to improve their financial stability, as a conscious effort to enable them to perform their intended essential role in the economy

Funding

The authors received no direct funding for this research.

Author details

Evans Kulu¹
E-mail: kuluevans88@gmail.com

William Gabriel Brafu-Insaidoo²

Eric Amoo Bondzie³

James Atta Peprah⁴

¹ Department of Industrial Mathematics, C.K. Tedam
University of Technology and Applied Sciences,
Navrongo, Ghana.

² Department of Data Science and Economic Policy, School of Economics, University of Cape Coast, Cape Coast, Ghana.

³ Department of Economic Studies, University of Cape Coast, Cape Coast, Ghana.

⁴ Department of Applied Economics, University of Cape Coast, Cape Coast, Ghana.

Disclosure statement

No potential conflict of interest was reported by the author(s).

Citation information

Cite this article as: Inefficiency and Gaps in Financial Stability in sub-Saharan Africa, Evans Kulu, William Gabriel Brafu-Insaidoo, Eric Amoos Bondzie & James Atta Pephrah, *Cogent Economics & Finance* (2022), 10: 2111056.

References

- Ahmadzai, H. (2017). Crop diversification and technical efficiency in Afghanistan: Stochastic frontier analysis (No. 17/04). *The University of Nottingham, Centre for Research in Economic Development and International Trade (CREDIT), Nottingham*.
- Aigner, D., Lovell, C. K., & Schmidt, P. (1977). Formulation and estimation of stochastic frontier production function models. *Journal of Econometrics*, 6(1), 21–37. [https://doi.org/10.1016/0304-4076\(77\)90052-5](https://doi.org/10.1016/0304-4076(77)90052-5)
- Anyanwu, A., Gan, C., & Hu, B. (2018). Government domestic debt, private sector credit, and crowding out effect in oil-dependent countries. *Journal of Economic Research*, 22(2017), 127–151. <https://doi.org/10.2139/ssrn.3214288>
- Beck, R., Jakubik, P., & Piliou, A. (2015). Key determinants of non-performing loans: New evidence from a global sample. *Open Economies Review*, 26(3), 525–550. <https://doi.org/10.1007/s11079-015-9358-8>
- Borio, C., & Drehmann, M. (2011). Financial instability and macroeconomics: Bridging the gap. *World Scientific Book Chapters*, 237–268. https://doi.org/10.1142/9789814322096_0017
- Cantah, W. G., Brafu-Insaidoo, W. G., & Bondzie, E. A. (2022). Domestic arrears and financial stability: The role of institutional factors. *Eastern Economic Journal*, 48(1), 45–62. <https://doi.org/10.1057/s41302-021-00195-7>
- Christensen, J. (2005). Domestic debt markets in sub-Saharan Africa. *IMF Staff Papers*, 52(3), 518–538. <https://doi.org/10.2307/30035974>
- Das, M. U. S., Surti, J., Ahmed, M. F., Papaioannou, M. M. G., & Pedras, M. G. (2010). Managing public debt and its financial stability implications. *International Monetary Fund*, 10, 280.
- Fahr, S., & Fell, J. (2017). Macroprudential policy – Closing the financial stability gap. *Journal of Financial Regulation and Compliance*, 25(4), 334–359. <https://doi.org/10.1108/JFRC-03-2017-0037>
- Heffernan, S., & Fu, M. (2008). The determinants of bank performance in China. *SSRN Electronic Journal*. Retrieved July 7, 2017, from <http://dx.doi.org/10.2139/ssrn.1247713>
- Hjalmarsson, L., Kumbhakar, S. C., & Heshmati, A. (1996). DEA, DFA and SFA: A comparison. *Journal of Productivity Analysis*, 7(2–3), 303–327. <https://doi.org/10.1007/BF00157046>
- International Monetary Fund (IMF). (2019). *Staff report—Press release; Staff report; Debt sustainability analysis, and statement by the executive director for the Republic of Congo*. IMF Country Report 19/244.
- Jokipii, T., & Monnin, P. (2013). The impact of banking sector stability on the real economy. *Journal of International Money and Finance*, 32(1), 1–16. <https://doi.org/10.1016/j.jimonfin.2012.02.008>
- Kasekende, L., & Brownbridge, M. (2011). Post-crisis monetary policy frameworks in sub-Saharan Africa. *African Development Review*, 23(2), 190–201. <https://doi.org/10.1111/j.1467-8268.2011.00280.x>
- Klein, N. (2013). “Non-performing loans in CESEE: Determinants and macroeconomic performance. International Monetary Fund (IMF) Working paper, WP/13/72
- Kulu, E., & Appiah-Kubi, G. D. (2021). The relationship between market share and profitability of Ghanaian banks. *International Journal of Business*, 8(4), 257–269. <https://doi.org/10.18488/journal.62.2021.84.257.269>
- Mamo, T., Getahun, W., Chebil, A., Tesfaye, A., Debele, T., Assefa, S., & Solomon, T. (2018). Technical efficiency and yield gap of smallholder wheat producers in Ethiopia: A stochastic frontier analysis. *African Journal of Agricultural Research*, 13(28), 1407–1418. <https://doi.org/10.5897/AJAR2016.12050>
- Meeusen, W., & van Den Broeck, J. (1977). Efficiency estimation from Cobb–Douglas production functions with composed error. *International Economic Review*, 18(2), 435–444. <https://doi.org/10.2307/2525757>
- Minsky, H. P. (1977). The financial instability hypothesis: An interpretation of Keynes and an alternative to “standard” theory. *Challenge*, 20(1), 20–27. <https://doi.org/10.1080/05775132.1977.11470296>
- Osiewalski, J., Koop, G., & Steel, M. F. (1997). A stochastic frontier analysis of output level and growth in Poland and western economies. *Center for Economic Research, Tilburg University*
- Ozili, P. K. (2018). Banking Stability Determinants in Africa. *International Journal of Managerial Finance*, 14(4), 462–483. <https://doi.org/10.1108/IJMF-01-2018-0007>
- Saravani, Z., Tash, M. N. S., & Mahmoodpour, K. (2015). Evaluation of bank market share and its affective determinants: Sepah bank. *International Research Journal of Applied and Basic Sciences*, 9(7), 1003–1009. <https://www.irjabs.com>
- Segoviano, M. A., & Goodhart, C. A. E. (2009). Banking stability measures. No. 627, International Monetary Fund Working Paper No. 04, International Monetary Fund, Washington, DC
- van Duuren, T., de Haan, J., & van Kerkhoff, H. (2020). Does institutional quality condition the impact of financial stability transparency on financial stability? *Applied Economics Letters*, 27(20), 1635–1638. <https://doi.org/10.1080/13504851.2019.1707762>
- Vo, D. H., Nguyen, V. M., Quang-Ton Le, P. H. A. T., & Pham, T. N. (2019). The determinants of financial instability in emerging countries. *Annals of Financial Economics*, 14(2), 1950010. <https://doi.org/10.1142/S2010495219500106>

Appendices

Table A6. List of SSA countries considered for the study

Angola	Comoros	The Gambia	Liberia	Rwanda	Uganda
Benin	Congo, D.R.	Ghana	Madagascar	Sao Tome and Principe	Zambia
Burkina Faso	Congo, Rep.	Guinea	Mali	Sierra Leone	Zimbabwe
Cameroon	Cote d'Ivoire	Guinea Bissau	Mozambique	South Africa	
Central Africa Republic	Ethiopia	Kenya	Niger	Tanzania	
Chad	Gabon	Lesotho	Nigeria	Togo	

Source: Author's Construction, 2020

Table B7. List of countries in the sub-regional communities understudy

ECCAS	EAS	ECOWAS
Angola*	Ethiopia	Benin
Cameroon	Kenya	Burkina Faso
Central Africa Republic	Rwanda	Cote d'Ivoire
Chad	Tanzania*	The Gambia
Congo, D.R.*	Uganda	Ghana
Congo, Rep.		Guinea
Gabon		Guinea Bissau
Sao Tome and Principe		Liberia
		Mali
		Niger
		Nigeria
		Sierra Leone
		Togo

Source: Author's construction. Note: Countries with an asterisk (*) are also members of SADC

Table C8. Variable description and sources

Variable	Description	Source
Financial Stability	Measured using the Z-score at the country level. The Z-score is a measure of bank insolvency risk which is calculated as the return on asset plus capital-asset ratio all divided by the standard deviation of asset return	World Bank's Global Financial Development (GFD)
Credit	Financial resources that are provided to the private sector by financial corporations, such as via loans, purchases of nonequity security, and trade credits as well as other accounts receivable that establishes a claim for repayment. This is measured as a percentage of GDP	World Bank's World Development Indicators (WDI)
Unemployment	Total unemployment, measured as a percentage of the labour force	World Bank's World Development Indicators (WDI)
Employment	Proportion of a country's population that is employed. The focus is on people ages 15 and above (as a percentage of the total population)	World Bank's World Development Indicators (WDI)
Institutional Quality	This is an index created from 12 institutional measures. Thus, property rights, judicial effectiveness, government integrity, tax burden, government spending, fiscal health, business freedom, labour freedom, monetary freedom, trade freedom, investment freedom, and financial freedom	Heritage Foundation
Inflation	Variations in the cost to the average consumer of acquiring a basket of goods and services that may be fixed or varied at specified intervals such as annually	World Bank's World Development Indicators (WDI)
Domestic Debt	total amount of government domestic borrowing, measured in billions of USD	IMF World Economic Outlook
Savings	Domestic savings measured as GDP less final consumption expenditure (total consumption). This is measured as a percentage of GDP	World Bank's World Development Indicators (WDI)
Government Domestic Arrears	Change in the stock of government domestic payment arrears, measured as a percent of GDP	IMF Survey
Government Effectiveness	This is measured from the perceptions of the public and civil services quality, as well as the degree of its independence from political pressures, the quality of policy formulation and implementation, and the credibility of the government's commitment to such policies. Its estimates range from -2.5 to 2.5.	World Bank's Worldwide Governance Indicators (WGI)

(Continued)

Table C8. (Continued)

Variable	Description	Source
Regulatory Quality	Perceptions of the government's ability to formulate and implement sound policies and regulations that permit and promote private sector development. Its observations range from -2.5 to 2.5	World Bank's Worldwide Governance Indicators (WGI)

Source: Author's construction.

Table D9. Variance inflation factor test for multicollinearity

Variables	VIF	1/VIF
Regulatory Quality	9.919	0.101
Government Effectiveness	7.046	0.142
Institutional Quality	4.973	0.201
Unemployment	3.425	0.292
Employment	3.027	0.33
Credit	2.449	0.408
Savings	2.275	0.44
Domestic Debt	2.114	0.473
Government Domestic Arrears	1.561	0.641
Inflation	1.044	0.958
Mean VIF	3.783	

Source: Authors' construction



© 2022 The Author(s). This open access article is distributed under a Creative Commons Attribution (CC-BY) 4.0 license.

You are free to:

Share — copy and redistribute the material in any medium or format.

Adapt — remix, transform, and build upon the material for any purpose, even commercially.

The licensor cannot revoke these freedoms as long as you follow the license terms.

Under the following terms:

Attribution — You must give appropriate credit, provide a link to the license, and indicate if changes were made.

You may do so in any reasonable manner, but not in any way that suggests the licensor endorses you or your use.

No additional restrictions

You may not apply legal terms or technological measures that legally restrict others from doing anything the license permits.

***Cogent Economics & Finance* (ISSN: 2332-2039) is published by Cogent OA, part of Taylor & Francis Group.**

Publishing with Cogent OA ensures:

- Immediate, universal access to your article on publication
- High visibility and discoverability via the Cogent OA website as well as Taylor & Francis Online
- Download and citation statistics for your article
- Rapid online publication
- Input from, and dialog with, expert editors and editorial boards
- Retention of full copyright of your article
- Guaranteed legacy preservation of your article
- Discounts and waivers for authors in developing regions

Submit your manuscript to a Cogent OA journal at www.CogentOA.com

