

Awaworyi Churchill, Sefa; Chang, Simon; Smyth, Russell; Trinh, Trong-Anh

**Working Paper**

## The Long Run Gender Origins of Entrepreneurship: Evidence from Australia's Convict History

IZA Discussion Papers, No. 17170

**Provided in Cooperation with:**

IZA – Institute of Labor Economics

*Suggested Citation:* Awaworyi Churchill, Sefa; Chang, Simon; Smyth, Russell; Trinh, Trong-Anh (2024) : The Long Run Gender Origins of Entrepreneurship: Evidence from Australia's Convict History, IZA Discussion Papers, No. 17170, Institute of Labor Economics (IZA), Bonn

This Version is available at:

<https://hdl.handle.net/10419/302687>

**Standard-Nutzungsbedingungen:**

Die Dokumente auf EconStor dürfen zu eigenen wissenschaftlichen Zwecken und zum Privatgebrauch gespeichert und kopiert werden.

Sie dürfen die Dokumente nicht für öffentliche oder kommerzielle Zwecke vervielfältigen, öffentlich ausstellen, öffentlich zugänglich machen, vertreiben oder anderweitig nutzen.

Sofern die Verfasser die Dokumente unter Open-Content-Lizenzen (insbesondere CC-Lizenzen) zur Verfügung gestellt haben sollten, gelten abweichend von diesen Nutzungsbedingungen die in der dort genannten Lizenz gewährten Nutzungsrechte.

**Terms of use:**

*Documents in EconStor may be saved and copied for your personal and scholarly purposes.*

*You are not to copy documents for public or commercial purposes, to exhibit the documents publicly, to make them publicly available on the internet, or to distribute or otherwise use the documents in public.*

*If the documents have been made available under an Open Content Licence (especially Creative Commons Licences), you may exercise further usage rights as specified in the indicated licence.*

DISCUSSION PAPER SERIES

IZA DP No. 17170

**The Long Run Gender Origins of  
Entrepreneurship:  
Evidence from Australia's Convict History**

Sefa Awaworyi Churchill  
Simon Chang  
Russell Smyth  
Trong-Anh Trinh

JULY 2024

## DISCUSSION PAPER SERIES

IZA DP No. 17170

# The Long Run Gender Origins of Entrepreneurship: Evidence from Australia's Convict History

**Sefa Awaworyi Churchill**

*RMIT University*

**Simon Chang**

*University of Western Australia Business  
School, University of Western Australia  
and IZA*

**Russell Smyth**

*Monash University*

**Trong-Anh Trinh**

*Monash University*

JULY 2024

Any opinions expressed in this paper are those of the author(s) and not those of IZA. Research published in this series may include views on policy, but IZA takes no institutional policy positions. The IZA research network is committed to the IZA Guiding Principles of Research Integrity.

The IZA Institute of Labor Economics is an independent economic research institute that conducts research in labor economics and offers evidence-based policy advice on labor market issues. Supported by the Deutsche Post Foundation, IZA runs the world's largest network of economists, whose research aims to provide answers to the global labor market challenges of our time. Our key objective is to build bridges between academic research, policymakers and society.

IZA Discussion Papers often represent preliminary work and are circulated to encourage discussion. Citation of such a paper should account for its provisional character. A revised version may be available directly from the author.

ISSN: 2365-9793

**IZA – Institute of Labor Economics**

Schaumburg-Lippe-Straße 5–9  
53113 Bonn, Germany

Phone: +49-228-3894-0  
Email: [publications@iza.org](mailto:publications@iza.org)

[www.iza.org](http://www.iza.org)

## ABSTRACT

---

# The Long Run Gender Origins of Entrepreneurship: Evidence from Australia's Convict History\*

This paper extends prior theory linking present-day sex ratios to present-day propensity for entrepreneurship among men backward in time to explore the long-run gender origins of entrepreneurship. We argue that present-day propensity for entrepreneurship among men will be higher in neighbourhoods which had historically high sex ratios. We propose that high sex ratios generate attitudes and behaviours that imprint into cultural norms about gender roles and that vertical transmission within families create hysteresis in the evolution of these gender norms. To empirically test the theory, we employ the transport of convicts to the British colonies of New South Wales and Van Diemen's Land in the eighteenth and nineteenth centuries as a natural experiment to examine the long-run effect of gender norms on entrepreneurship in present-day Australia. We use a representative longitudinal dataset for the Australian population that provides information on the neighbourhood in which the participant lives, which we merge with data on the sex ratio in historical counties from the mid-nineteenth century. We find that men who live in neighbourhoods which had high historical sex ratios have a higher propensity for entrepreneurship. We present evidence consistent with the vertical transmission of gender norms within families being the likely mechanism. Arguments for policies to promote female entrepreneurship are typically couched in terms of gender norms representing a barrier to more women starting their own business. We present evidence consistent with gender norms contributing to gender differences in rates of entrepreneurship by being a spur for higher male entrepreneurship rather than a barrier to female entrepreneurship.

**JEL Classification:** I31, J21, J22, N37, O10, Z13, Z18

**Keywords:** gender norms, sex ratios, entrepreneurship, Australia

**Corresponding author:**

Simon Chang  
University of Western Australia  
35, Stirling Highway  
Crawley, 6009, WA  
Australia  
E-mail: [simon.chang@uwa.edu.au](mailto:simon.chang@uwa.edu.au)

---

\* This paper uses unit record data from the Household, Income and Labour Dynamics in Australia (HILDA) Survey. The HILDA Project was initiated and is funded by the Australian Government Department of Social Services (DSS) and is managed by the Melbourne Institute of Applied Economic and Social Research (Melbourne Institute). The findings and views reported in this paper, however, are those of the authors and should not be attributed to either DSS or the Melbourne Institute. We thank Thanh Huong Bui who provided research assistance with this project.

## 1. Introduction

It is well established that gender norms are important in influencing both entrepreneurial practice and observed patterns in entrepreneurship (Boddington, 2024). For instance, it is recognised that gender norms are an important reason why globally only one in three businesses are owned by women (GEM, 2023; Masterson, 2022; Meunier et al., 2022). There is at least implicit acknowledgment in much of the research on gender norms and entrepreneurship that the origins of gender norms lie in the past.<sup>1</sup> However, how exactly gender norms originated in the past, how they are transmitted from the past to the present or the mediators through which they affect entrepreneurship outcomes in the present have not been modelled.

In this paper we extend existing theory linking contemporaneous high sex ratios and high rates of entrepreneurship among men backward in time. Chang and Zhang (2015) put forward the argument that high sex ratios, in which there is an excess of men over women, will generate higher rates of entrepreneurship.<sup>2</sup> Their reasoning is that given the shortage of women, men will pursue entrepreneurship as an avenue to build wealth, in order to make them more competitive in the marriage market. We build on the argument in Chang and Zhang (2015) to theorise that an historical imbalance in the sex ratio in favour of men will increase present day propensity for entrepreneurship, well after the imbalance in the sex ratio has evened out.

Our theoretical argument rests on three pillars. First, historically the imbalance in the sex ratio will be a cause of higher historical levels of entrepreneurship as men engage in entrepreneurship to build wealth to compete in the marriage market. Second, high sex ratios create reinforcing gender norms in which (a) men and women will exhibit attitudes and behaviours "as if" there was strong competition among men for female partners; and (b) that men will pursue entrepreneurship in order to build wealth to make them more attractive in the marriage market. Third, these gender norms will persist long after the high sex ratio has dissipated. We contend that these gender norms will persist through vertical transmission across generations in local areas in which sex ratios were historically high. We also theorise that the transmission of gender norms will be attenuated in local areas which have experienced inward immigration and are more ethnically diverse because people moving into these local areas will bring their own cultural values and will not share in the learned values, rooted in high historical sex ratios, that have been passed down through generations.

We empirically test our theory employing a natural experiment couched in Australia's convict past. Grosjean and Khattar (2019, p. 724) state: "An ideal natural experiment [to examine the long run effects of a high sex ratio] would consist of placing more men than women on an isolated island, with these men and women being of a similar cultural background and operating within the same institutional environment, and then observe outcomes over time". This is exactly what happened in Australia in the eighteenth and nineteenth centuries. Australia was

---

<sup>1</sup> For example, feminist scholarship on gender norms and entrepreneurship, typically, at least implicitly, posits that gender norms that create barriers to females becoming entrepreneurs have their origins in historical, often deep seated, inequities between the sexes (e.g., Boddington, 2024; Brush et al., 2009; Henry & Marlow, 2014; Muntean & Ozkazanc-Pan, 2015).

<sup>2</sup> In earlier unpublished work, Du and Wei (2011) and Wei and Zhang (2011b) propose similar arguments.

discovered in 1770 and was first settled by the British in 1788. Between 1788 and 1868, the British transported approximately 157,000 convicts to the colonies of New South Wales and Van Diemen's Land, which was renamed Tasmania in 1856.<sup>3</sup> About 85 per cent of these convicts were men (Hughes, 1987). These convicts represented the first European settlers of Australia, with convicts, emancipists and their children representing 80 per cent of the European population in the fledgling colonies until the 1840s (Ward, 1958).<sup>4</sup>

To examine the effect of these historical sex ratios on spatial differences in propensity for entrepreneurship between communities in present-day Australia we use 22 waves of Household Income Labor Dynamics Australia (HILDA). First administered in 2001, HILDA is a representative household longitudinal dataset that contains data on whether participants are self-employed and the correlates of self-employment in each wave. We use the restricted version of HILDA that provides information on the postcode in which the participant lives.<sup>5</sup> We map the sex ratio in historical counties in New South Wales and Van Diemen's Land in the mid-nineteenth century to the equivalent postcode in the present-day Australian states of New South Wales and Tasmania. We use this information to examine how the historical sex ratio in the postcode in which the person lives, affects present-day propensity for entrepreneurship.

Establishing causality between historical sex ratios and propensity for entrepreneurship is not straight forward because historical sex ratios are likely to be endogenous. To overcome this problem, we present reduced form estimates in which we regress whether the individual is self-employed across waves of HILDA directly on the convict sex ratio. Our results are also robust to using convict sex ratios as an instrumental variable (IV) for the historical population sex ratio.<sup>6</sup> To account for the fact that convict settlement across historical counties was not random, we control for historical employment shares, mineral deposits and geographical formation.

We make three principal contributions. First, we contribute to the literature on gender norms and entrepreneurship by providing theory, and evidence, on the historical origins of gender norms and showing how historical shocks that generate imbalances in the sex ratio can influence present-day entrepreneurship, through persistence in these norms. This provides an historical perspective on how gender norms come to be embedded in social relationships.

Second, we respond to calls to pay more attention to history in entrepreneurship research (see, e.g., Aldrich, 2012; Perchard et al., 2017; Wadhwani, 2016; Wadhwani & Decker, 2017;

---

<sup>3</sup> During this period New South Wales and Van Diemen's Land were British colonies. Australia came into existence as a federation in 1901. New South Wales and Tasmania were two of the six foundation states.

<sup>4</sup> It is now recognized that indigenous Australians/first nations peoples settled in Australia 65,000 years ago and had their own economy and society at the time of European settlement by the British, but indigenous Australians were not counted in the census until 1971, following a referendum to change the Constitution in 1967.

<sup>5</sup> First introduced in 1967, the postcode is broadly analogous to a zip code in the United States and is used by Australia Post to deliver mail. There are approximately 3,300 postcodes nationwide. While postcodes vary in size reflecting differences in population density, they are a good proxy for a local community or neighbourhood, given that they generally equate with a suburb in a large city, a regional city or a town or a few smaller towns in close geographical proximity and surrounding areas in regional Australia.

<sup>6</sup> The convict sex ratio is the ratio of male to female convicts. The historical (population) sex ratio is the ratio of males to females for the total colonial population, consisting of emancipists, colonial administrators, free settlers and Caucasians born in the colonies, in addition to convicts (Baranov et al., 2023).

Wadhvani et al., 2020). Despite an ‘historic turn’ in organisation studies (Clark & Rowlinson, 2004) in which entrepreneurship and other management scholars have started to pay more attention to historical reasoning and methods, with a few exceptions (Alegre & Berbegal-Mirabent, 2015; Decker et al., 2020; Fredin, 2017), progress in incorporating the role of historical context and path dependency into entrepreneurship research has been relatively slow. A particular gap in historical approaches to entrepreneurship is that there is very little research that seeks to show how events in the past directly influence entrepreneurship outcomes in the present or explore the potential mechanisms through which this occurs.

Third, we contribute to a broader literature in economics and sociology that seeks to explore the deep historical roots of gender norms and how historical shocks influence present-day socioeconomic outcomes through persistence in gender norms (Alesina et al., 2013; Baranov et al., 2023; Bazzi et al., 2024; Gay, 2023; Grosjean & Khattar, 2019; Teso, 2019). To this point, this literature has focused on outcomes such as female labour force participation, female empowerment and female participation in the political process. We extend this literature to examine how historical imbalances in the sex ratio affect entrepreneurship.

Extending theory, and giving evidence, on how historical imbalances in the sex ratio can influence propensity for entrepreneurship in the long run is important given its practical and ongoing relevance to modern societies. While the specific shock that we consider - the transport of convicts to a newly settled country - is unlikely to ever be repeated, other shocks have the potential to generate exogenous changes in the sex ratio with long-run implications for entrepreneurship. Studies have explored the exogenous shock that the World Wars had on the sex ratio on various long-run socioeconomic outcomes (Boehnke & Gay, 2022; Brainerd, 2017; Gay, 2023). Warfare and gendered genocide that continue to exist in modern societies have the potential to create imbalances in the sex ratio with implications for gender norms and patterns of entrepreneurship. Advances in reproductive technologies have the potential to alter the sex ratio with long-run implications for the propensity for entrepreneurship. Ultrasound and amniocentesis technologies have been linked to the high sex ratio in Asian countries, such as China, India and South Korea, since the 1970s (Das Gupta et al., 2003; Guilmoto, 2009) and to the high sex ratio among children born of immigrants from these countries in the United States (Almond & Edlund, 2008). Government policies to curtail population growth also have the potential to generate exogenous variation in the sex ratio with long-term implications for entrepreneurship. The best-known example is the One Child Policy in China, which created an excess of men (Ebenstein, 2010). Other examples are conditional cash transfer programmes, such as Devi Rupak or Janani Suraksha Yojna in India, which provide financial incentives to couples to have less children or have daughters (Anukriti, 2018; Javadekar & Saxena, 2021).

## 2. Theoretical framework

### *2.1. Historical high sex ratios increase present-day propensity for entrepreneurship among men*

In communities with high sex ratios there is strong competition among men for female partners (Becker, 1973). In response, men adopt measures to make themselves more attractive to potential mates and, hence, improve their prospects in the marriage market. Several studies suggest that wealth is a predictor of male success in the marriage market (see, e.g., Chu et al., 2020). Returns to being a successful entrepreneur are generally higher than returns to salaried employment (Levine & Rubinstein, 2017; Manso, 2016). Gentry and Hubbard (2000) find that entrepreneurs have a substantial share of household wealth and income in the United States and that this share increases throughout the income and wealth distribution. In Figures A1 and A2, we show that for male participants in HILDA, income from opportunity entrepreneurship is higher than paid employment and the divergence is most stark in the highest income deciles. Building on these observations, Chang and Zhang (2015) theorise that when there is a high sex ratio, the propensity for entrepreneurship among men will be higher as they seek to build wealth and obtain a competitive advantage over their rivals for female partners in the marriage market.

Short-term demographic characteristics, such as an imbalance in the sex ratio, have the potential to have long-run consequences for economic outcomes if their effect on attitudes and behaviours imprint into cultural norms about gender roles. Cultural norms have been shown to persist long after the circumstances that gave rise to them in the first place have ceased to exist (Alesina et al., 2013; Grosjean & Khattar, 2019; Hansen et al., 2015; Xue, 2016).

One of the main explanations offered in the literature for why cultural gender norms are persistent is that they are inherently sticky and self-reinforcing (see, e.g., Alesina et al., 2013; Baranov et al., 2023; Grosjean & Khattar, 2019). Cultural norms underpinning gender roles are transmitted within the household through children listening to the attitudes that their parents express, and learning from the behaviours that their parents exhibit (Bisin & Verdier, 2001; Fernández, 2013; Fernández et al., 2004). Vertical transmission within the household creates hysteresis in the evolution of cultural norms, particularly in tight-knit communities (Grosjean & Khattar, 2019). In our context, particularly salient is sons seeking to emulate fathers who are entrepreneurs. In this respect, Lindquist et al. (2015) find that sons of entrepreneurs are much more likely to become entrepreneurs themselves. Grosjean and Khattar (2019) point out that the specific nature of the marriage market generates feedback mechanisms that reinforce cultural norms. Once men have found a proven strategy to increase their prospects of finding a partner, such as building wealth through pursuing entrepreneurship, experimenting with alternative strategies is likely to be suboptimal, particularly if it leads to delay in a market that is characterised by high search costs and in which time is of the essence.

The idea that vertical transmission of cultural norms within the household will generate strong hysteresis in the evolution of such norms rests on persistence in cultural homogeneity over time in neighbourhoods that had historically high sex ratios. Immigration and greater ethnic diversity increases the probability of co-mingling among different ethnic groups; thus



increasing opportunities for interethnic marriages, which attenuates the evolution of local cultural norms (Belloc & Bowles, 2013; Friedman-Sokuler & Senik, 2020; Schmitz & Weinhardt, 2019). Further, an increase in immigration is likely to increase the share of the population that are less familiar with shared historical stories and traditions that underpin gender norms and are less likely to uphold such norms or pass them on across generations.

These arguments suggest the following hypotheses:

*H1: The present-day propensity for entrepreneurship among men will be higher in local communities which had historically high sex ratios, even after those sex ratios have dissipated.*

*H2: Cultural homogeneity and intergenerational continuity will moderate the relationship between historical sex ratios and present-day propensity for entrepreneurship among men.*

*H2a: Reflecting the vertical transmission of gender norms within the household, the effects of historical sex ratios on the present-day propensity for entrepreneurship among men will be stronger for men whose parents were born in Australia.*

*H2b: The effects of historical sex ratios on present-day propensity for entrepreneurship among men will be attenuated in local areas which have experienced more internal migration and in local areas in which the ethnic composition of the population is more diverse, both of which disrupt intergenerational continuity and weaken the vertical transmission of gender norms.*

## *2.2. Attitudes and behaviours reflecting gender norms emanating from historical sex ratios mediate the relationship between historical sex ratios and present-day entrepreneurship*

We theorise that if cultural gender norms emanating from historically high sex ratios are inherently sticky, they will be manifest in not only men exhibiting higher propensity for entrepreneurship, but in other attitudes and behaviours consistent with there being historically an excess of men over women. We further theorise that these attitudes and behaviours are likely to be self-reinforcing and that, in particular, they will mediate the relationship between historically high sex ratios and present-day propensity for entrepreneurship among men. Below, we discuss parental investment in sons, risk preferences, savings rates, social capital and spousal satisfaction as present-day attitudes and behaviours reflecting gender norms that are mediators between historical sex ratios and present-day entrepreneurship.

### Parental investment in sons

In circumstances in which there is an excess of men, we expect that that parents will invest more in their sons to make them more attractive in the marriage market. The One Child Policy, which created an excess of men in China, led parents to invest more in their sons (Guo et al., 2022). With the One Child Policy a strong son preference culture, combined with the fact that parents only had one child to spend their money on, were important factors. These cultural practices and restrictions on the number of offspring were not the driving forces in historical colonies, such as New South Wales and Van Diemen's Land, in the eighteenth and nineteenth

centuries. However, these societies were still deeply patriarchal, in which sons were more likely to be supported than daughters, who, it was expected, would get married (Deacon, 1985).

Once the imbalance in the sex ratio acts as a catalyst to kickstart parental investment in their sons, a self-reinforcing cascading effect is generated, in which the transmission of parental privilege from one generation to the next becomes a cultural norm. Sons brought up in more supportive environments are more likely to provide nurturing environments for their own children (Masten & Coatsworth, 1998). Parental support, including investment in their son's human capital, is a predictor of propensity for entrepreneurship and whether the individual proves to be a successful entrepreneur (Schmitt-Rodermund, 2004; Unger et al., 2011).

*H3. Present-day parental investment in sons will mediate the relationship between historical sex ratios and present-day propensity for entrepreneurship among men. In local areas with high historical sex ratios, present-day levels of parental investment in sons will be higher and higher rates of parental investment in sons will contribute towards there being higher present-day propensity for entrepreneurship among men.*

### Savings

Wei and Zhang (2011a) and Du and Wei (2013) argue that a high sex ratio will trigger a competitive savings motive, in which men save more in order to accumulate wealth and make themselves more attractive partners in the marriage market. They present evidence from the One Child Policy in China that is consistent with their argument. Even after imbalances in sex ratios even out, persistence in savings within households can occur through both the intergenerational transfer of wealth (Kotlikoff, 1988) and through learned behaviour in which children mimic the motives of their parents (Bauer et al., 2014). Higher rates of savings, including housing wealth, ease the liquidity constraint facing budding entrepreneurs and increase the propensity for entrepreneurship (Black et al., 1996; Hurst & Lusardi, 2004).

*H4. Present-day savings will mediate the relationship between historical sex ratios and present-day propensity for entrepreneurship among men. In local areas with high historical sex ratios, present-day savings will be higher and higher savings will contribute towards there being higher present-day propensity for entrepreneurship among men.*

### Risk preferences

Intense competition among men for female partners induces men to take additional risks (Baranov et al., 2023), including making more risky financial investments (Li et al., 2022) with a view to getting a competitive advantage over their rivals. Similar to savings behaviour, risk-taking behaviour can become sticky across generations, making it persistent after the sex ratio evens out, because sons mimic the practices of their parents. While the empirical evidence is not unanimous, recent studies suggest that individuals who exhibit higher preference for risk are more likely to become entrepreneurs (see, e.g., Chanda & Unel, 2021).

*H5. Risk preferences will mediate the relationship between historical sex ratios and present-day propensity for entrepreneurship among men. In local areas with high historical sex ratios*

*preference for risk will be higher and higher risk preference will be a cause of higher present-day propensity for entrepreneurship among men.*

### Spousal satisfaction

In local areas in which historical sex ratios were high, there is a higher incidence of monogamous committed relationships (Grosjean & Khattar, 2019), lower rates of divorce and higher levels of spousal satisfaction (Grosjean & Brooks, 2017). The intuition is that in a tight marriage market in which women have more choice of men, they are better placed to choose a partner who is more compatible, more committed and ultimately with whom they are likely to be more satisfied. Over time, the behaviours and values that underpin long-term committed, monogamous relationships becomes a reinforcing norm. Spousal emotional and moral support for new business ventures, along with a strong marital relationship, are important predictors of entrepreneurship (Craft et al., 2015; Danes et al., 2010; Forster & Pollack, 2014).

*H6. Spousal satisfaction will mediate the relationship between historical sex ratios and present-day propensity for entrepreneurship among men. In local areas with high historical sex ratios, spousal satisfaction will be higher and higher spousal satisfaction be a cause of higher present-day propensity for entrepreneurship among men.*

### Social Capital

A high sex ratio, in which large numbers of men interact, can produce a masculine culture, which can be a double-edged sword. Masculinity can be manifest in negative attitudes and behaviours, such as bullying, health avoidance, violence towards women and other antisocial behaviour (Baranov et al., 2023). However, as discussed in Awaworyi Churchill et al. (2024) it can also generate social capital forged through mateship, defined as “the bond between equal partners or close friends; comradeship [and] comradeship as an ideal” (Moore et al., 2016, pp. 938-939). Masculine values, reflected in social bonds and social trust between men, can be vertically transmitted across generations in the form of masculine norms (Baranov et al., 2023). This can occur vertically in the household through learned values, as well as through shared remembrance of male comradeship, such as mateship forged in times of war and at other times of adversity (Awaworyi Churchill et al., 2024). Associations formed to promote masculine values, such as sporting clubs and Returned Services League (RSL) clubs can be important sources of social capital and avenues to build professional connections to help nascent business ventures. Several studies have found that social capital is an important antecedent of propensity for entrepreneurship (see, e.g., Davidsson & Honig, 2003; Kwon et al., 2013).

*H7. Present-day social capital will mediate the relationship between historical sex ratios and present-day propensity for entrepreneurship among men. in local areas with high historical sex ratios, social capital will be higher and higher social capital will be a cause of higher present-day propensity for entrepreneurship among men.*

## *2.3. An extended model of sex ratios, gender norms and propensity for entrepreneurship*

Figures 1 and 2 draw the above reasoning together and summarize how we extend existing theory on sex ratios and propensity for entrepreneurship. Figure 1 represents the theory proposed by Chang and Zhang (2015). An increase in the present-day sex ratio causes an increase in the present-day propensity for entrepreneurship because men start new ventures seeking to build wealth to improve their prospects in a tight marriage market.

Figure 2 represents our proposed extension to this theoretical framework. We extend the existing theoretical framework back in time. We hypothesise that propensity for entrepreneurship among men in the present will be higher in local areas which had historically high sex ratios, even after those sex ratios have dissipated (Figure 2a). We hypothesise that historical sex ratios will imprint into cultural gender norms. These cultural gender norms will be vertically transmitted through generations in households residing in locations which had high historical sex ratios, generating strong persistence. The vertical transmission of cultural gender norms will be weakened by demographic cultural heterogeneity as new families move into the area bringing their own values (Figure 2b). Cultural gender norms emanating from historically high sex ratios that are inherently sticky will be manifest not only in men exhibiting higher propensity for entrepreneurship, but in other attitudes and behaviours consistent with there being historically an excess of men over women. These present-day attitudes and behaviours will also be persistent and mediate the relationship between historical high sex ratios and present-day propensity for entrepreneurship among men (Figure 2c).

We now turn to providing empirical evidence on the hypotheses that stem from this theoretical framework using Australia's colonial convict heritage as a natural experiment.

### **3. Australia's colonial convict heritage as a natural experiment**

Prior to the American War of Independence, Britain transported convicts to the North American colonies between 1615 and 1776. However, after the United States declared independence from British rule, the British needed a new destination to send convicts. Australia, which had been discovered by the British in 1770, was conceived as a penal settlement. Between first settlement in 1788 and 1868, the British transported 132,308 male convicts and 24,960 female convicts to the colonies of New South Wales and Van Dieman's Land. These convicts constituted the majority of the early settlers with very few free settlers migrating to the colonies prior to 1840. Most of the free settlers were men seeking economic opportunities in agriculture and mining (Hughes, 1987). There was a surge in free immigrants in the 1850s and 1860s, coinciding with the Victorian Gold Rush, but most of those attracted to the gold fields were men, reinforcing the high sex ratio (Packer, 1953).

On arrival, most of the convicts were assigned to work in different locations, as opposed to being housed in prisons. This created spatial disparities in convict settlement (Hughes, 1987; McLean, 2012). When released, the convicts typically settled in the local areas in which they had been assigned. Figure 3 depicts the convict sex ratio in mid-nineteenth century historical counties in New South Wales and Van Diemen's Land mapped to present day postcodes. Figure 3 highlights that there was a clear imbalance in the historical sex ratio in favour of men, with variation across local areas depending on levels of convict settlement

The stylized depiction of the marriage prospects of single men looking for a wife in the eighteenth and first half of the nineteenth centuries in New South Wales and Van Diemen's Land was close to the predictions of the theoretical framework. Historical accounts reference female convicts and free female settlers arriving in the colonies to multitudes of men looking for a partner (Burkett, 2019; Gothard, 2002; Hammerton, 2007). Concerned about the potential for imbalances in the sex ratio to result in crime, and in particular sexual crimes and homosexuality, at different points in the nineteenth century the colonial authorities sponsored women of marrying age to migrate to Australia, often spruiking in the marketing material that that it would be easy for them to find a husband (Burkett, 2019; Smithers, 2021).

Initially, Britain intended New South Wales and Van Diemen's Land to be a self-sustaining prison, which seems antithetical to the development of entrepreneurship (Butlin, 1953). However, military officers from the New South Wales Corp., the first of which arrived on the Second Fleet in 1790, were engaged in private enterprise, importing goods on the convict ships (Abbot, 1969; Butlin, 1985; Johns & van der Eng, 2010). The military officers engaged convicts and emancipists as agents to sell these imported goods, "so that they themselves did not harm their gentlemanly status" (Johns & van der Eng, 2010, p. 815). This provided an opportunity for the early convicts and emancipists to accumulate wealth. Many used this capital to branch out on their own to set up their own businesses (Johns & van der Eng, 2010).

Because the private sector was embryonic, opportunities for social advancement and to build wealth through paid employment was limited or near non-existent. Thus, many emancipists saw entrepreneurship as a way to improve their chances of finding a wife. Under Lachlan Macquarie, who served as New South Wales fifth Governor from 1810-1821, emancipist entrepreneurship was seen as the main vehicle to promote economic development (Johns & van der Eng, 2010). Karskens (2013, p. 8) points out: "In the first decade of the nineteenth century, [emancipist entrepreneurship] far outstripped the government economy and [Sydney] was studded with warehouses and shops, all jockeying to be closest to the water, wharves and ships". Despite the paucity of business records from the eighteenth and nineteenth centuries, several case studies suggest that entrepreneurship was a favoured route to build wealth among men in the colonies (Aveling, 1992; Graham, 2020; Johns & van der Eng, 2010; Ville, 1998). The prospects for convicts and emancipists in the marriage market heavily depended on wealth and social status (Almenberg & Dreber, 2009). Entrepreneurship was seen as the vehicle to accomplish this as quickly as possible. Ville (1998, p. 19) suggests: "The desire for legitimacy, esteem and recognition combined with the denial of conventional routes of achievement acted as a strong spur to reformed convicts. Business was probably considered more legitimate and respectable than in Britain and so provided a good route to social ascendancy".

Social capital forged through mateship was clearly very important in making connections and building wealth through new business ventures in the convict period. Ward (1958) argued that mateship, had its origins in the social bonds that were forged between the overwhelmingly male population in the convict era and harsh frontier environment of the Australian bush in the nineteenth century. Building networks and social capital through inter-firm collaboration was particularly important in a colonial market "that was fraught with hazards and most of the

population was composed of convicts” (Johns & Ville, 2012, p. 168). “[A] major issue for successful trading in the colony was the ability to command capital and to be credit worthy. This was difficult when markets and contacts were so far away [in Britain], and for ex-convicts, when reputation and good character were essential” (Johns & Ville, 2012, p. 171).

While the sex ratio was about 3 to 1 in the mid-nineteenth century, it has declined over time. Figure 4 plots the time series for the sex ratio, for Australia as a whole and New South Wales and Tasmania separately, between 1830 and 2021. The sex ratio continued to exceed one until about 1920, but evened out after that. Figure 5 is the present-day equivalent of Figure 3. It shows the sex ratios in the same locations as in Figure 3, but based on data from the 2021 census. The historical imbalance in the sex ratio apparent in Figure 3 no longer exists. This point is important to our set up because, to the extent that we observe that the propensity for entrepreneurship is higher in postcodes with higher historical sex ratios, it suggests that this will reflect gender norms. It rules out any possibility that spatial differences in present-day propensity for entrepreneurship simply reflect contemporary imbalances in the sex ratio.

We hypothesise that the vertical transmission of gender norms will be attenuated by immigration. Early settlement was ethnically homogenous and most immigration to Australia prior to World War II was from Britain (Moran, 2005). This situation started to gradually change after World War II with the partial relaxation of the White Australia Policy, which was fully dismantled by the Whitlam Labor government in the first half of the 1970s (Moran, 2005). Now Australia has an ethnically diverse population, particularly around Sydney (Collins & Kunz, 2009) where a lot of the initial convict settlement took place.

## **4. Research methods**

### *4.1. Data and sample*

We rely on data from restricted Release 22 of the HILDA survey for individual-level present-day data on self-employment and its correlates. The HILDA survey is a nationally representative household longitudinal survey that collects information on the socioeconomic and labour market activity of households in Australia (see Wooden et al., 2024). The annual survey, which commenced in 2001 contains 22 annual waves in Release 22. Given the focus of our study is on how the historical sex ratio affects whether men pursue entrepreneurship, in the main analysis, we restrict our analysis to male participants in HILDA.

### *4.2. Variables and measures*

#### Outcome variable

Our outcome variable is propensity for opportunity entrepreneurship for each male participant in each wave of HILDA. Opportunity entrepreneurs are those who choose to become entrepreneurs, rather than those who become self-employed because they have no other options. We measure entrepreneurship using indicators of self-employment (see, e.g., Awaworyi Churchill et al., 2023; Awaworyi Churchill et al., 2021; Hessels et al., 2020; Nikolaev et al., 2020; Van Praag et al., 2013). In each wave of HILDA, participants were asked

to indicate their employment status as either an “employee”, “employee of own business with other employees”, or “employee of own business without other employees”. Our measure of entrepreneurship is a binary variable set equal to one if a participant owns a business either with or without employees, and zero if they are in paid employment. Because we focus on opportunity entrepreneurship, consistent with existing approaches, we restrict our analysis to men who were in paid employment in the previous HILDA wave but are self-employed in the current HILDA wave (Awaworyi Churchill et al., 2023; Block & Wagner, 2010).

### Historical convict and population sex ratio

Drawing on data from the earliest reliable colonial censuses, Grosjean and Khattar (2019) compile data on historical convict and population sex ratios in New South Wales and Van Diemen's Land, which we use in our study. The earliest reliable census for New South Wales was conducted in 1836, while the earliest census for Van Diemen's Land was conducted in 1842. In each census, data is available on both the convict sex ratio and the historical sex ratio in historical counties, which were the unit of observation for the historical census.<sup>7</sup> The convict sex ratio is the ratio of male to female convicts in each historical county in the two colonies. The historical population sex ratio includes colonial administrators, emancipists, free settlers and Caucasians born in the colonies, in addition to convicts (Baranov et al., 2023).

The restricted Release version of HILDA, which we use, provides information on the postcode in which each participant lives. We use the shapefiles provided by Grosjean and Khattar (2019) to map the convict sex ratio and historical sex ratio from historical counties to their equivalent present-day postcodes. This allows us to match propensity for entrepreneurship and its individual-level correlates for each participant in HILDA residing in New South Wales, Tasmania and the Australian Capital Territory across the 22 available waves with the convict sex ratio and historical sex ratio in the postcode in which they live.<sup>8</sup>

### Covariates

Covariates are of four types. The first are individual-level variables from HILDA that previous studies suggest are correlated with propensity for entrepreneurship: age, marital status, education status and country of origin. The second are time-varying present-day postcode covariates - the present-day sex ratio and the urbanization rate, which are collected from the 2001, 2006, 2011, 2016 and 2021 censuses.<sup>9</sup> The third type of covariate are geographic characteristics at the postcode level - postcode centroid, land formation (plains and plateaus, mountains, other) and historical mineral deposits (major coal; major gold; other). The fourth type of covariate are a set of historical demographic and economic characteristics: historical county population mapped to the present day postcode, historical county convict population mapped to the present-day postcode and the historical share of the population employed in the

---

<sup>7</sup> The average population of each country was approximately 4,500 people.

<sup>8</sup> We include participants in HILDA from the Australian Capital Territory because it was part of New South Wales until 1911.

<sup>9</sup> The Australian census is administered every five years. These were the four censuses that took place during the collection of the 22 annual waves of HILDA that we employ in the study.

main employment sectors (agriculture, mining, manufacturing, domestic services and professional occupations). Information on geographic and historical demographic and economic characteristics were collected by Grosjean and Khattar (2019) and we use their data.

### Moderators

To examine vertical transmission of gender norms within the household, we follow the approach of studies that contrast the attitudes of individuals of different ancestries (Baranov et al., 2023; Grosjean & Khattar, 2019; Nunn & Wantchekon, 2011). The premise is that only parents who are born in Australia will pass on cultural gender norms rooted in Australia's colonial past (Baranov et al., 2023). We employ data on whether the parents of the participant in HILDA were born in Australia (Baranov et al., 2023; Grosjean & Khattar, 2019). To examine the potential attenuating role of migration on the vertical transmission of gender norms we consider two moderators. The first is ethnic diversity at the postcode level using data from the 2001, 2006, 2011, 2016 and 2021 censuses. We calculate ethnic diversity using the Herfindahl fractionalization index, which captures the probability that two randomly selected individuals in a given postcode belong to different ethnic groups (Greenberg, 1956). The second is a binary variable denoting whether the participant migrated across the HILDA survey. It captures whether the participant was new to a neighbourhood/postcode and may not be familiar with the norms, and share the values, that have been passed down in that local area.

### Mediators

*Parental investment:* We measure parental investment in sons using the educational attainment of the father and mother. Parental education is positively correlated with investment in their children's cognitive and non-cognitive outcomes and ultimately earnings (Lee et al., 2024). The HILDA survey asks participants about how much schooling that their father/mother completed. We use a binary variable capturing the completion of year 12 to measure parental investment.

*Savings:* We measure savings as the difference in household wealth over time (Cobb-Clark et al., 2016) using data from the HILDA survey. Given that information on household wealth is reported in four-yearly intervals in the HILDA survey – i.e., in waves 2, 6, 10, 14, 18, and 22, our measure of savings is the difference in household wealth between each consecutive wave. Our measure of wealth or household total net worth is the sum of net financial and non-financial wealth. Net financial wealth is defined as “the sum of total interest earning assets in banks and other institutions, total stocks and mutual funds, and total other investments (life insurance, trust funds, and collectibles), minus the total value of unsecured debt (including car loans)” (Cobb-Clark et al., 2016, p. 115). Non-financial wealth consists of four asset categories; namely, business equity, vehicles, real estate wealth and pensions.

*Risk preference:* Risk preference is measured using the Survey of Consumer Finances Risk assessment indicator (Brown & Van der Pol, 2015; Grable & Lytton, 1999; Hanna & Lindamood, 2004). The question in HILDA is: “Which of the following statements comes closest to describing the amount of financial risk that you are willing to take with your spare cash; i.e., cash used for savings or investment?” Responses are coded on a four-point scale: 1



= I take substantial financial risk expecting to earn substantial returns; 2 = I take above average financial risks expecting to earn above average returns; 3 = I take average financial risks expecting to earn average returns; and 4 = I am not willing to take any financial risks.<sup>10</sup> We reverse code responses such that higher values on the scale denote preference for greater risk.

*Spousal satisfaction:* We measure spousal satisfaction using information in the HILDA survey that asks participants how satisfied or dissatisfied that they are with their partner. Responses are coded on a 0-10 scale, where zero means "completely dissatisfied" and 10 means "completely satisfied". Our measure of spousal satisfaction uses the 11-point scale.

*Social capital:* We measure social capital using a composite index of social capital that combines the dimensions of neighbourhood trust, community membership, neighbourhood support and collaboration. The composite indicator of social capital is based on a 6-item questionnaire, which is available in waves 6, 10, 14, 18 and 22 of the HILDA survey, collectively capturing different aspects of social cohesion and networks among neighbours (Awaworyi Churchill et al., 2023; Clark & Lisowski, 2018). The first four items are based on responses to the question: "To what extent do you agree or disagree with the following statements about your neighbourhood? (1) This is a close-knit neighbourhood, (2) People in this neighbourhood can be trusted, (3) People in this neighbourhood generally do not get along with each other, and (4) People in this neighbourhood generally do not share the same values". Responses are on a seven-point response scale, where one means "strongly disagree" and seven means "strongly agree", with responses reverse coded for questions (3) and (4). The last two items are based on the question: "How common are the following things in your local neighbourhood? (1) Neighbours helping each other out, and (2) Neighbours doing things together". Responses are coded on a five-point scale, where one means "never happens" and five means that it is "very common". Consistent with the standard approach in the literature, the composite indicator of social capital is derived as the average of the six questions, such that increasing values of the scale represent higher levels of social capital (see, e.g., Awaworyi Churchill & Farrell, 2020; Awaworyi Churchill et al., 2023; Clark & Lisowski, 2018).

Table 1 provides summary statistics of variables used in our analysis.

#### 4.3. Empirical Strategy

To estimate the long-term effects of high sex ratios on the propensity for opportunity entrepreneurship among men, we employ the following empirical specification:

$$E_{ipcst} = \gamma_0 + \gamma_1 Ratio_{pcs} + \gamma_2 X_{pcs}^G + \gamma_3 X_{cs}^H + \gamma_4 T_{pcs}^C + \gamma_5 X_{ipcs}^C + \varphi_s + \delta_t + \varepsilon_{ipcst} \quad (1)$$

$E_{ipcst}$  is the propensity for opportunity entrepreneurship for male  $i$  in each HILDA wave ( $t$ ) in postcode  $p$  contained in historical county  $c$ , located in state  $s$ .  $Ratio_{pcs}$  is the sex ratio

---

<sup>10</sup> For participants without any spare cash, they are asked to assume that they "had some spare cash that could be used for savings or investment" and responses are coded on the same scale.

measured as the ratio of males to females in postcode  $p$  contained in historical county  $c$ , located in state  $s$ . We alternatively use the historical sex ratio in the structural form estimation and convict sex ratio in the reduced form estimation, both are which from the 1836 (New South Wales) and 1842 (Van Diemen's Land) census to measure the sex ratio.  $X_{pcs}^G$  and  $X_{cs}^H$  denote vectors of time-invariant geographic and historic demographic and economic characteristics, respectively, that are likely to influence both the convict sex ratio and the propensity for opportunity entrepreneurship.  $T_{pcs}^C$  and  $X_{ipcs}^C$  denote vectors of present-day postcode level and individual level covariates that are likely to be correlated with propensity for opportunity entrepreneurship and the error term.  $\varphi_s$  are state fixed effects,  $\delta_t$  are time fixed effects that correspond with the HILDA survey waves and  $\varepsilon_{ipcst}$  is the idiosyncratic error term.

$\gamma_1$ , which measures the effect of the historical sex ratio, measured as either the historical population sex ratio or the convict sex ratio in the reduced form, on propensity for opportunity entrepreneurship, is the main parameter of interest in Equation (1). There are several potential threats to identification, which we address in a range of complementary ways. The most common problem with estimating the impact of sex ratios on economic outcomes usually arises from spatial selection, whereby men and women sort across locations based on observable and unobservable characteristics that are correlated with the outcomes of interest. We do not have this problem because the convicts were assigned to specific locations and were not free to move. This feature implies that  $\gamma_1$ , is not biased by self-selection into different locations.

A potential threat to identification is that the assignment of convicts to specific locations was not random, but was a function of labour needs in specific areas, if the convict was skilled and, if so, the specific skillset that the convict had, as well as differences in economic specialisation across regions (Meredith & Oxley, 2005). Nicholas (1988, p. 200) notes that “most skilled convict workers found themselves employed in the same jobs in Australia as they had held at home prior to conviction”. For example, if a convict had skills as a miner, he would be assigned to a mining region. The scarcity of female convicts meant that they were allocated as a priority to the largest landowners, who were most in need of domestic servants (Dillon, 2008; Reid, 2003). We address this potential endogeneity bias by controlling for land formation, latitude and longitude of each postcode's centroid, historical mineral deposits and the historical share of the population employed in specific sectors. Our identification strategy rests on the assumption that the spatial distribution of male and female convicts was as good as being random once we control for these historical economic and geographical factors influencing convict assignment (Baranov et al., 2023). Note that another potential threat to identification would be if convicts had been assigned to specific locations based on their general character and sentence length and if these traits were transmitted across generations. We are not able to control for these factors. The evidence, though, suggests this was not the case. For example, Meredith (1988, p. 15) emphasises that convicts were assigned according to economic needs and their skillset and not “with reference to their sentence, crime or general character”.

Our preferred approach for estimating Equation (1) is to report the reduced form estimates in which we regress propensity for opportunity entrepreneurship among men on the convict sex ratio. The main reason for focusing on the reduced form estimates is that our theoretical

framework suggests that the sex ratio should affect propensity for entrepreneurship among males through competition for women in the marriage market. If the primary mechanism of the unbalanced sex ratio on propensity for entrepreneurship is through competition for mating, it should operate among adults of reproductive age. The historical censuses do not break the population down by age, so it is not possible to calculate the sex ratio for adults of reproductive age. This makes the historical population sex ratio an imprecise measure of the main variable of interest. The advantage of focusing on the convict sex ratio as the main variable of interest is that most convicts were of marriageable age, so the convict sex ratio was a more precise measure of the sex ratio among adults of reproductive age (see Baranov et al., 2023).

As an alternative to presenting reduced form estimates, we estimate Equation (1) using the convict sex ratio as an IV for the historical population sex ratio. To be a valid IV, the convict sex ratio has to satisfy the relevance and exogeneity conditions. Because convicts made up most of the population at the time of the first colonial censuses, the instrument is relevant and demonstrates a strong correlation with the overall population sex ratio.<sup>11</sup> To satisfy the exogeneity condition, the effect of the convict sex ratio on present-day propensity for entrepreneurship has to operate purely through the historical population sex ratio.

One potential threat to the exclusion restriction would be if convicts differed from the general population in ways that are likely to be transmitted to their present-day male descendants living in postcodes with historically high convict settlement, hence influencing propensity for entrepreneurship. For example, convicts might have higher than average discount rates (Åkerlund et al., 2016), making them less likely to save and, thus, lowering propensity for entrepreneurship. Alternatively, convicts might have higher preference for risk (Chevalier & Marie, 2024), therefore, increasing their likelihood of becoming entrepreneurs. These traits could persist in locations which had high convict settlement through the concept of a 'convict stain' – which is the notion that individuals descended from convicts are genetically predisposed to similar behaviours (Lambert, 2002). However, most historians now agree that the convicts transported to Australia did not exhibit traits that differed from the general population in Britain at the time. Most convicts were transported for relatively minor offences committed out of economic necessity and which reflected the harsh economic conditions that characterized Victorian England (Donnachie, 1986; Hughes, 1987; Nicholas, 1990).

As a further check, to ensure that our results do not simply reflect which postcodes had high historical convict settlement *per se*, as opposed to gender imbalance in convict settlement, in our vector of historical covariates,  $X_{CS}^H$ , we control for historical county convict population.

One might worry that present day propensity for entrepreneurship among men might be higher in areas that experienced greater early settlement and in which infrastructure and institutions were established early. Controlling for historical county convict population as well as the present-day urbanization rate seeks to alleviate this concern. Figure 5 shows that historical high

---

<sup>11</sup> Grosjean and Khattar (2019) demonstrate that the correlation between: 1) the convict population and total population is 0.99, and 2) the convict sex ratio and total population sex ratio is 0.83.

sex ratios have dissipated in the present, meaning that present day sex ratios are unlikely to be biasing the estimates, but to rule out this possibility, we control for present-day sex ratios.

## 5. Results

### *5.1. Results for H1: High historical convict and population sex ratios increase present-day propensity for entrepreneurship among men*

Table 2 reports baseline OLS results for the relationship between the historical population sex ratio and propensity for opportunity entrepreneurship.<sup>12</sup> Column (1) is a parsimonious specification that excludes all covariates except for state and year fixed effects. Column (2) adds individual-level covariates, while Column (3) adds geographic controls to the individual-level covariates. In Column (4), estimates include all covariates and relevant fixed effects. The OLS results in Table 2 suggest that men who live in postcodes which had high historical sex ratios have a higher propensity for opportunity entrepreneurship. In the most comprehensive specification in Column (4), a standard deviation in the historical population sex ratio is associated with a 0.7 per cent increase in male propensity for opportunity entrepreneurship.

Table 3 presents the reduced form estimates for the effect of the convict sex ratio on the propensity for opportunity entrepreneurship across four columns, in which the specifications correspond to those in Table 2. The estimates show that the propensity for opportunity entrepreneurship among men is significantly higher in postcodes which had high convict sex ratios. In Column (4), a standard deviation increase in the convict sex ratio increases the propensity for opportunity entrepreneurship among men by 2.6 per cent.<sup>13</sup>

Table 4 presents the IV results for effects of the historical sex ratio on the propensity for entrepreneurship among men where we instrument for the historical population sex ratio using the convict sex ratio. The first stage F-statistic across all specifications are greater than 104.7, which suggests that the convict sex ratio is not a weak IV (Lee et al., 2022). Consistent with expectations, in the first stage the convict sex ratio is positively associated with the historical sex ratio (Grosjean & Khattar, 2019). In each column, the point estimates on the historical population sex ratio are relatively larger in magnitude than those in Table 2, suggesting that the OLS estimates are biased downwards. In Column (4), where we control for all covariates and relevant fixed effects, the results suggest that a standard deviation in the historical population sex ratio increases the propensity for entrepreneurship among men by 3.5 per cent.<sup>14</sup>

---

<sup>12</sup> The full set of results that show coefficients on all control variables are reported in Table A1 in Appendix A.

<sup>13</sup> In Table 3, we present HAC-robust standard errors corrected for potential spatial autocorrelation and Moran statistics (a spatial version of the Durbin-Watson statistic), together with related  $p$ -values. Both suggest that our results do not (partially) reflect spatial autocorrelation in the residuals (Kelly, 2019). We also examine the robustness of our results to endogeneity due to omitted variable bias using the Oster (2019) bounds analysis. Following the approach in Oster (2019), we calculate bounds using maximum  $R^2=1.3 \times R^2$  with all standard controls. We define the bounded set by the effect in the main specification with all observable covariates and the treatment effect, assuming observables are as important as unobservables. The results suggest that our estimates are relatively stable and robust to omitted variables bias. The full set of results for the reduced form estimates in Column (4) of Table 3, including all covariates, are reported in Table A1 in Appendix A.

<sup>14</sup> The full set of results for Column (4) in Table 4 are provided in Table A1 in Appendix A.

Taken together, the results in Tables 2-4, provide support for our first hypothesis.<sup>15</sup>

### *5.2.Results for H2: Persistence mechanisms*

In Column (1) of Table 5 we augment Equation (1) and regress propensity for opportunity entrepreneurship on the convict sex ratio, a binary variable indicating whether the man's parents were born in Australia and the interaction between these two variables. The coefficient on the interaction term reflects whether the vertical transmission of gender norms within families is stronger in postcodes in which the historical convict sex ratio was higher. The results show that the effect of the convict sex ratio on propensity for entrepreneurship is relatively larger for men whose parents were born in Australia compared to men whose parents were not.

In Column (2) of Table 5, we examine whether ethnic diversity attenuates persistence in the evolution of cultural equilibria. To examine the role of ethnic diversity, we augment our main specification to include the fractionalisation index and its interaction with the convict sex ratio. The effect of the historical convict sex ratio is relatively smaller in magnitude for men who live in more ethnically diverse postcodes. In an alternative test to examine the attenuating effect of migration on the vertical transmission of gender norms, in Column (3) of Table 5, we interact a binary variable equal to one if the man migrated across postcodes. The effect of the convict sex ratio is relatively smaller in magnitude for internal migrants.

The results in Table 5 provide support for both hypotheses 2a and 2b.

### *5.3.Results for H3-H7: Present-day attitudes and behaviours as mediators*

Some of our proposed mediators, such as own savings and spousal satisfaction are endogenous, in the sense that there is likely to be reverse causality. For example, individuals with greater propensity for entrepreneurship might have higher savings or spousal satisfaction. Thus, it is important to employ a causal mediation method that is robust to the mediators being potentially endogenous. To examine the role of parental investment in sons, risk preferences, savings, spousal satisfaction and social capital as mediators through which the convict ratio influences propensity for entrepreneurship, we perform a causal mediation analysis (Liu et al., 2014). This mediation technique requires estimating two models: a model for the mediator conditional on treatment and covariates and a model for the outcome conditional on treatment and covariates. The mediation analyses determine the proportion of the total effect of the convict sex ratio on propensity for entrepreneurship that is mediated by each of the potential channels.

The results in Table 6 show evidence of partial mediation and suggest that the convict ratio increases the propensity for entrepreneurship through each of the mediators. Specifically, the observed direct effects in Table 6 reinforce the direct positive effect of the convict sex ratio on the probability of moving from paid employment to self-employment. Turning to the indirect effects, the convict sex ratio increases the probability of self-employment through savings (indirect effect of 0.00001 with  $p < 0.001$ ), spousal satisfaction (indirect effect of 0.00001 with

---

<sup>15</sup> In Table B1 in Appendix B, we examine the robustness of our preferred reduced form estimates in Table 3 to a suite of sensitivity checks, which are fully described in Appendix B. The results are robust in each case.

$p < 0.05$ ), social capital (indirect effect of 0.00029 with  $p < 0.05$ ), risk preferences (indirect effect of 0.00006 with  $p < 0.001$ ), and parental investment (indirect effect of 0.00001 with  $p < 0.001$ ). Thus, by increasing savings, spousal satisfaction, social capital and parental investment, the convict sex ratio increases the probability of moving from paid employment to self-employment. Further, by making people more risk loving, the historical convict sex ratio increases the probability of moving from paid employment to self-employment. The results in Table 6 support the conclusion that parental investment in sons, risk preferences, savings, spousal satisfaction and social capital are mediators through which the convict ratio influences propensity for entrepreneurship among men, consistent with hypotheses 3-7.

A stylized fact is that having an entrepreneur parent greatly increases the likelihood that a child will become an entrepreneur (Colombier & Masclet, 2008; Dunn & Holtz-Eakin, 2000; Lindquist et al., 2015; Sørensen, 2007). This suggests an alternative mechanism linking the historical sex ratio to present-day entrepreneurship: the direct passing of entrepreneurial genes, skills, role modelling, and wealth from the first generation of male entrepreneurs, who were thrust into this role by the marriage squeeze in the convict era, to their descendants. This mechanism differs from the gender norms mechanism in that it can affect both sons and daughters. However, our empirical result shows that the historical sex ratio does not appear to increase the probability of female entrepreneurship (see Column 8 of Table B1 in Appendix B), suggesting that we can rule out this alternative explanation.

## **6. Discussion**

### *6.1. Linking historical sex ratios to present day propensity for entrepreneurship*

Our theoretical contribution is to extend prior theory on how contemporaneous imbalances in the sex ratio affect propensity for entrepreneurship among men (Chang & Zhang, 2015) backward in history. We treat historical imbalance in the sex ratio as a generator of highly persistent gender norms, through which an historical shock to the sex ratio can shape modern spatial patterns in entrepreneurship. Recent studies have called for historical context to be considered a source of new theorising in entrepreneurship research (Wadhvani, 2016; Wadhvani & Decker, 2017). In linking Australia's convict period with present-day spatial patterns in entrepreneurship, we seek to use a major historical event in the settlement of Australia – the transport of convicts from Britain to the colonies of New South Wales and Van Diemen's Land – to both conceptualise and evaluate theory (Maclean et al., 2016).

The fact that most of the convicts who were transported to the colonies were men and that the system of convict assignment created regional differences in the sex ratio in the eighteenth and nineteenth centuries, provided us the context to conceptualise a theory as to how these spatial patterns could impact present day entrepreneurship, despite having long disappeared. The historical natural experiment, in which we match data on the historical sex ratio from the convict period with present-day longitudinal data on individual propensity for entrepreneurship, provides a rigorous empirical framework to evaluate that theory.

## *6.2. Extending historical approaches to entrepreneurship research*

In their introduction to a special issue in the *Strategic Entrepreneurship Journal* on ‘historical approaches to entrepreneurship research’, Wadhwani et al. (2020) propose a synthesising framework for integrating history into entrepreneurship theory. The three elements of their framework are context, time and the mechanism of change. We seek to engage with each of these elements in extending historical approaches to entrepreneurship research.

*Context:* Perchard et al. (2017, p. 906) state that context “lie[s] at the heart of historical perspective and methods. For without a full appreciation of the historical context in which social actors operate, and how that changes, these lose their ability to reflect the dynamics of social processes and the implicit (and explicit) value of history”. We treat historical context as front and square. The gendered transportation of convicts is not simply an historical backdrop to our study, but is central to our theory that present day propensity for entrepreneurship is embedded in social relationships, forged in the past, which influence the present through persistence in gender norms, as well as the natural experiment that we use to test that theory.

*Time:* Until recently, most entrepreneurship research largely ignored the role of time and temporality (McMullen & Dimov, 2013). Time is central to our work. In terms of theory, the evolution of sticky cultural norms necessarily takes decades, perhaps centuries (North, 1994). In the story that we tell, attitudes and behaviours emanating from high sex ratios are vertically transmitted in the household which generates strong hysteresis in cultural norms. This only occurs over the course of generations. The course from high historical sex ratios to present-day entrepreneurship is not linear, but reflects a path dependent process in which persistence in cultural norms are subject to buffering from demographic changes, such as migration and change in the ethnic composition of the population, which take place over a long period of time. Empirically, testing these theoretical arguments requires data spanning centuries.

*Mechanisms of change:* We contribute to understanding of how historical context shapes entrepreneurial action through exploring the moderators and mediators.

In theorising that gender norms represent the transmission mechanism between historical sex ratios and present-day propensity for entrepreneurship we employ abductive reasoning, which seeks the simplest and most logical conclusion from a set of observations (Decker et al., 2020; Wadhwani & Decker, 2017). We adopt this approach because the evolution of gender norms is not directly observable over such a long period. To examine whether gender norms are a transmission mechanism, we use a standard lineage-based approach to empirically test how individuals transmit historical legacies across generations (see, e.g., Gay, 2023; Michalopoulos et al., 2019; Nunn & Wantchekon, 2011; Teso, 2019). Our approach is grounded in the notion that only parents who are born in Australia will pass on gender norms, which are deep rooted in Australia's colonial past (Baranov et al., 2023; Grosjean & Khattar, 2019).

We also theorise, and provide evidence, on how cultural norms emanating from high sex ratios affect the decisions of men as to whether to pursue entrepreneurship through the extent to which

parents invest in their sons, savings levels, appetite for risk, social capital and satisfaction with one's spouse in the present – each of which are consistent with those norms.

The focus of most historical research in entrepreneurship has been on what we can learn from the past to better inform the present. Wadhwani et al. (2020) identify five such approaches: socio-economic history, cultural history, microhistory, comparative history and historical case studies. The common thread in each approach is seeking to draw implications or lessons for contemporary entrepreneurship research from studying entrepreneurship in the past. This is different to studying how what happens in the past can directly shape entrepreneurship in the present. This represents a missed opportunity in historical approaches to entrepreneurship research. Scholars in other disciplines, such as economics and sociology, are increasingly providing theory and evidence linking events in the past directly to present-day outcomes. These studies typically theorise, and provide evidence, on the factors that mediate the historical event and the present-day outcome and the potential persistence mechanisms (see, e.g., Alesina et al., 2013; Baranov et al., 2023; Bazzi et al., 2024; Grosjean & Khattar, 2019; Voigtländer & Voth, 2015). We build on these developments in other disciplines to provide an additional historical approach to entrepreneurship research to those identified by Wadhwani et al. (2020) and show how historical context can be used to shed light on present day entrepreneurship.

There are parallels between what we do and a recent literature that studies how early life events affect propensity for entrepreneurship later in life. These studies consider major historical events such as the Chinese Great Famine (see, e.g., Cheng et al., 2021; Yi et al., 2022), the Cultural Revolution (Hayward et al., 2022) or the Vietnam War (Awaworyi Churchill et al., 2021) as triggers for early life adversity. The difference between these studies and what we do is that their focus is on historical events that occurred after the individual was born and they examine how these events altered their life trajectories. We focus on an event that occurred well before the participants in our study were born and examine the role that gender norms, emanating from that event, can play as the mechanism linking the past with the present.

### *6.3.Evidence on the origins of gender norms in entrepreneurship research*

Existing research notes that men are more likely to be entrepreneurs than women in most countries (Baughn et al., 2006; Feldmann et al., 2022; Jennings & Brush, 2013). Several studies attribute this outcome to gender norms (Boddington, 2024; Feldmann et al., 2022; Muntean & Ozkazanc-Pan, 2015). However, in much of this research, the origins of these gender norms are treated as a black box. Even studies, such as Boddington (2024) and Muntean and Ozkazanc-Pan (2015), which contain detailed theorising about how gender norms shape entrepreneurship, are largely silent on the historical origins of those gender norms and do not explicitly model them. This stands in contrast to other disciplines in which gender norms have been traced to traditional agricultural practices (Alesina et al., 2013); the harsh conditions associated with living in frontier settlements (Bazzi et al., 2024) demographic shocks tied to World War I (Gay, 2023) and the transatlantic slave trade (Teso, 2019). These studies then show how, through the evolution of persistence in gender norms, these historical origins contribute to gender inequality in a range of economic, political and social outcomes, including the gendered allocation of household work, civic participation and female participation in the



workforce (Alesina et al., 2013; Bazzi et al., 2024; Gay, 2023; Grosjean & Khattar, 2019; Teso, 2019). We extend this literature on the historical origins of gender inequality to provide evidence on the long-run gender origins of the propensity for entrepreneurship.

#### *6.4. Are our results generalizable to other countries and contexts?*

Given that our results are based on a unique historical experiment in Australia, one might be concerned about whether they are generalizable to other countries and contexts. The unique historical experiment stems from the gender imbalance in convicts transported to the colonies and the system of convict assignment, which facilitated empirical identification of the relationship between historical sex ratios and present-day entrepreneurship. The imbalance in the sex ratio in the founding population of Australia, though, is not that unusual. Other ‘new world’ countries experienced similar historical imbalances. For example, the frontier settlements in the United States in the nineteenth century also had high sex ratios (Schacht & Smith, 2017). Bazzi et al. (2024) show that these historical high sex ratios continued to affect female labour force participation rates in the United States in the twenty-first century via the transmission of gender norms. While it is an empirical question, spatial differences in the historical sex ratio could contribute to present day differences in propensity for entrepreneurship between men and women in the United States (Langowitz & Minniti, 2007).

In other parts of the world, such as China, India and the Middle East, some combination of government policies, cultural practices, such as son preference, selective abortion and migration have created skewed sex ratios in the marriage market, which potentially have implications for observed gender differences in entrepreneurship. Several studies suggest that skewed sex ratios in China resulting from the One Child Policy have had behavioural consequences tied to a tight marriage market, such as increased investment in sons (Guo et al., 2022) and higher savings rates (Wei & Zhang, 2011a). These behavioural responses are antecedents for higher rates of entrepreneurship. Chang and Zhang (2015) provide direct evidence that competition among men for partners in a tight marriage market was a cause of higher rates of entrepreneurship in Taiwan in the decades following the removal of a military ban on soldiers getting married at the end of the 1950s. Wei and Zhang (2011b) find that new private venture formation in China is higher in provinces with higher sex ratios.

The proviso on interpreting our findings as having application beyond Australia is that they rest on how gender norms are transmitted across generations. The extent to which our results are applicable to other contexts depends on the extent to which cultural norms evolve in a similar way. While concepts such as mateship, which we have argued underpins social capital as a mediator between historical sex ratios and entrepreneurship, is not unique to Australia, it has a quite specific role in defining the Australian male psyche. This role can be traced back to the convict period and the path dependent evolution of gender norms around mateship is likely specific to significant defining moments in Australian history, such as Australia's involvement in the World Wars. and how these helped forge a sense of Australian identity (Ward, 1958).

Australia is also an individualistic country. In collectivist countries, such as China, hysteresis in culturally gender norms is likely to take less time to form, be more sticky and be harder to

break down. If anything, though, this suggests that in collectivist cultures, there might be a stronger relationship between historical events that act as a generator of gender norms and present-day outcomes, but this is speculative in the absence of further research.

### *6.5. Implications for practice*

Our results suggest that policies are needed to promote female entrepreneurship in regions (and countries) with high sex ratios or historically high sex ratios because the gender imbalance will contribute to higher rates of entrepreneurship among men. Arguments for policies to promote female entrepreneurship, couched around gender norms, are typically posited in terms of gender norms being a barrier to more females starting their own business. We show that gender norms can contribute to gender differences in rates of entrepreneurship by being a catalyst for male entrepreneurship rather than a barrier to female entrepreneurship. Although, we do not explicitly compare male and female entrepreneurship, we do show in the robustness checks, consistent with theoretical expectations, that high sex ratios do not cause propensity for entrepreneurship among women (see Column 8 of Table B1 in Appendix B).

### *6.6. Limitations and suggestions for future research*

The main limitation of the study is that data availability prevents us from telling a richer empirical story about the transmission of gender norms. Consistent with previous studies, we use whether the parent of the participant was born in Australia to examine vertical transmission of gender norms in families. We speculate about how these gender norms are transmitted from parent to child, but we do not have the data to explore the exact processes at work. We are not able to examine other potential mechanisms, such as horizontal transmission in schools. It is conceivable, even likely, that gender norms evolve through peer-to-peer transmission in schools when individuals are at a young, impressionable age (Baranov et al., 2023). We do not have data in HILDA to examine this channel. We have proposed attitudes and behaviours that theoretically are likely to emanate from high sex ratios and be antecedents of entrepreneurship, as mediators, but we cannot rule out other potential channels for which we do not have data. This is a common problem in papers studying shocks that occurred centuries ago, reflecting the complexity of history. As Pierce and Snyder (2020) note in their study of the effects of the African slave trade on modern ownership structures, “definitively isolating the mechanisms through which the slave trade continued to influence ownership across centuries is impossible”.

We have examined the role of demographic change as one buffer on gender norms. Future research could examine other factors that potentially change the persistence in cultural norms, such as policy innovations and technological change (Bazzi et al., 2024). More research is needed to understand the mechanism underpinning the transmission of gender norms in other contexts and countries in general, but particularly in collectivist cultures.

## References

- Abbot, G. J. (1969). Economic Growth. In G. J. Abbot & N. B. Nairn (Eds.), *Economic Growth of Australia* (pp. 139-161). Melbourne: Melbourne University Press.
- Åkerlund, D., Golsteyn, B. H., Grönqvist, H., & Lindahl, L. (2016). Time discounting and criminal behavior. *Proceedings of the National Academy of Sciences*, 113(22), 6160-6165.
- Aldrich, H. E. (2012). The emergence of entrepreneurship as an academic field: A personal essay on institutional entrepreneurship. *Research Policy*, 41(7), 1240-1248. doi:<https://doi.org/10.1016/j.respol.2012.03.013>
- Alegre, I., & Berbegal-Mirabent, J. (2015). Entrepreneurship and the Influence of History: How Much Impact Do Country-Specific Historical Factors Have on Entrepreneurship Initiatives? In M. Peris-Ortiz & J. M. Merigó-Lindahl (Eds.), *Entrepreneurship, Regional Development and Culture: An Institutional Perspective* (pp. 35-52). Cham: Springer International Publishing.
- Alesina, A., Giuliano, P., & Nunn, N. (2013). On the Origins of Gender Roles: Women and the Plough. *Quarterly Journal of Economics*, 128(2), 469-530. doi:10.1093/qje/qjt005
- Almenberg, J., & Dreber, A. (2009). Lady and the Trump: Status and wealth in the marriage market. *Kyklos*, 62(2), 161-181.
- Almond, D., & Edlund, L. (2008). Son-biased sex ratios in the 2000 United States Census. *Proceedings of the National Academy of Sciences*, 105(15), 5681-5682.
- Anukriti, S. (2018). Financial incentives and the fertility-sex ratio trade-off. *American Economic Journal: Applied Economics*, 10(2), 27-57.
- Aveling, M. (1992). Imagining New South Wales as a gendered society, 1783–1821. *Australian Historical Studies*, 25(98), 1-12.
- Awaworyi Churchill, S., & Farrell, L. (2020). Social Capital and Gambling: Evidence from Australia. *Journal of Gambling Studies*, 36(4), 1161-1181. doi:10.1007/s10899-019-09901-9
- Awaworyi Churchill, S., Hayward, M., Smyth, R., & Trinh, T.-A. (2023). Crime, community social capital and entrepreneurship: Evidence from Australian communities. *Journal of Business Venturing*, 38(2), 106291. doi:<https://doi.org/10.1016/j.jbusvent.2023.106291>
- Awaworyi Churchill, S., Munyanyi, M. E., Smyth, R., & Trinh, T.-A. (2021). Early life shocks and entrepreneurship: Evidence from the Vietnam War. *Journal of Business Research*, 124, 506-518. doi:<https://doi.org/10.1016/j.jbusres.2020.11.009>
- Awaworyi Churchill, S., Smyth, R., & Trinh, T. A. (2024). The long-run effects of male-biased sex ratios on mateship and social capital. *Monash University Department of Economics Discussion Paper 2024-02*. .
- Baranov, V., De Haas, R., & Grosjean, P. (2023). Men. Male-biased sex ratios and masculinity norms: evidence from Australia's colonial past. *Journal of Economic Growth*, 28(3), 339-396. doi:10.1007/s10887-023-09223-x
- Bauer, M., Chytilová, J., & Pertold-Gebicka, B. (2014). Parental background and other-regarding preferences in children. *Experimental Economics*, 17, 24-46.
- Baughn, C. C., Chua, B. L., & Neupert, K. E. (2006). The Normative Context for Women's Participation in Entrepreneurship: A Multicountry Study. *Entrepreneurship Theory and Practice*, 30(5), 687-708. doi:10.1111/j.1540-6520.2006.00142.x
- Bazzi, S., Brodeur, A., Fiszbein, M., & Haddad, J. (2024). Frontier History and Gender Norms in the United States. *National Bureau of Economic Research Working Paper 31079*.
- Becker, G. S. (1973). A Theory of Marriage: Part I. *Journal of Political Economy*, 81(4), 813-846. doi:doi:10.1086/260084

- Belloc, M., & Bowles, S. (2013). The persistence of inferior cultural-institutional conventions. *American Economic Review*, 103(3), 93-98.
- Bisin, A., & Verdier, T. (2001). The economics of cultural transmission and the dynamics of preferences. *Journal of Economic Theory*, 97(2), 298-319.
- Black, J., Meza, D. d., & Jeffreys, D. (1996). House prices, the supply of collateral and the enterprise economy. *The Economic Journal*, 106(434), 60-75.
- Block, J. H., & Wagner, M. (2010). Necessity and opportunity entrepreneurs in Germany: characteristics and earnings differentials. *Schmalenbach Business Review*, 62(2), 154-174.
- Boddington, M. I. (2024). Reshaping gendered norms in entrepreneurship: Incorporating gender identity and entrepreneurial practice. *Gender, Work & Organization*, 31(2), 378-398.
- Boehnke, J., & Gay, V. (2022). The missing men: World War I and female labor force participation. *Journal of Human Resources*, 57(4), 1209-1241.
- Brainerd, E. (2017). The lasting effect of sex ratio imbalance on marriage and family: Evidence from World War II in Russia. *Review of Economics and Statistics*, 99(2), 229-242.
- Brown, H., & Van der Pol, M. (2015). Intergenerational transfer of time and risk preferences. *Journal of Economic Psychology*, 49, 187-204.
- Brush, C. G., De Bruin, A., & Welter, F. (2009). A gender-aware framework for women's entrepreneurship. *International Journal of Gender and Entrepreneurship*, 1(1), 8-24.
- Burkett, M. (2019). Why Single Female Emigration to New South Wales (1832–1837) Was Doomed to Disappoint. In P. Payton & A. Varnava (Eds.), *Australia, Migration and Empire: Immigrants in a Globalised World* (pp. 69-91). Cham: Springer International Publishing.
- Butlin, N. J. (1985). What a way to run an empire (fiscally). *Department of Economic History, Australian National University, Working Paper No. 55*. .
- Butlin, S. J. (1953). Foundations of the Australian monetary system 1788-1851. In. Melbourne: Melbourne University Press.
- Chanda, A., & Unel, B. (2021). Do attitudes toward risk taking affect entrepreneurship? Evidence from second-generation Americans. *Journal of Economic Growth*, 26(4), 385-413.
- Chang, S., & Zhang, X. (2015). Mating competition and entrepreneurship. *Journal of Economic Behavior & Organization*, 116, 292-309. doi:<https://doi.org/10.1016/j.jebo.2015.05.004>
- Cheng, Z., Guo, W., Hayward, M., Smyth, R., & Wang, H. (2021). Childhood adversity and the propensity for entrepreneurship: A quasi-experimental study of the Great Chinese Famine. *Journal of Business Venturing*, 36(1), 106063. doi:<https://doi.org/10.1016/j.jbusvent.2020.106063>
- Chevalier, A., & Marie, O. (2024). Risky moms, risky kids? Fertility and crime after the fall of the wall. *Journal of Public Economics*, 230, 105048.
- Chu, C. C., Lin, J.-C., & Tsay, W.-J. (2020). Males' housing wealth and their marriage market advantage. *Journal of Population Economics*, 33, 1005-1023.
- Clark, P., & Rowlinson, M. (2004). The Treatment of History in Organisation Studies: Towards an 'Historic Turn'? *Business History*, 46(3), 331-352. doi:10.1080/0007679042000219175
- Clark, W. A., & Lisowski, W. (2018). Wellbeing across individuals and places: How much does social capital matter? *Journal of Population Research*, 35(3), 217-236.
- Cobb-Clark, D. A., Kassenboehmer, S. C., & Sinning, M. G. (2016). Locus of control and savings. *Journal of Banking & Finance*, 73, 113-130.

- Collins, J., & Kunz, P. (2009). Ethnicity and public space in the city: Ethnic precincts in Sydney. *Cosmopolitan Civil Societies: An Interdisciplinary Journal*, 1(1), 39-70.
- Colombier, N., & Masclet, D. (2008). Intergenerational correlation in self employment: some further evidence from French ECHP data. *Small Business Economics*, 30, 423-437.
- Craft, S. M., Seal, K. L., Jang, J., & Danes, S. (2015). Spousal expectations and perceived social support during the creation of a new business venture. *Journal of Couple & Relationship Therapy*, 14(2), 169-195.
- Danes, S. M., Matzek, A. E., & Werbel, J. D. (2010). Spousal Context during the venture creation process. In A. Stewart, G. T. Lumpkin, & J. A. Katz (Eds.), *Entrepreneurship and Family Business* (Vol. 12, pp. 113-161): Emerald Group Publishing Limited.
- Das Gupta, M., Zhenghua, J., Bohua, L., Zhenming, X., Chung, W., & Hwa-Ok, B. (2003). Why is son preference so persistent in East and South Asia? A cross-country study of China, India and the Republic of Korea. *The Journal of Development Studies*, 40(2), 153-187.
- Davidsson, P., & Honig, B. (2003). The role of social and human capital among nascent entrepreneurs. *Journal of Business Venturing*, 18(3), 301-331. doi:[https://doi.org/10.1016/S0883-9026\(02\)00097-6](https://doi.org/10.1016/S0883-9026(02)00097-6)
- Deacon, D. (1985). Political arithmetic: The nineteenth-century Australian census and the construction of the dependent woman. *Signs: Journal of Women in Culture and Society*, 11(1), 27-47.
- Decker, S., Estrin, S., & Mickiewicz, T. (2020). The tangled historical roots of entrepreneurial growth aspirations. *Strategic Entrepreneurship Journal*, 14(4), 616-638. doi:<https://doi.org/10.1002/sej.1348>
- Dillon, M. C. (2008). *Convict Labour and Colonial Society*. (PhD). University of Tasmania, Hobart.
- Donnachie, I. (1986). The convicts of 1830: Scottish criminals transported to New South Wales. *The Scottish Historical Review*, 65(179), 34-47.
- Du, Q., & Wei, S.-J. (2011). Sex ratios and entrepreneurship. *Working Paper*, Columbia University.
- Du, Q., & Wei, S.-J. (2013). A theory of the competitive saving motive. *Journal of International Economics*, 91(2), 275-289.
- Dunn, T., & Holtz-Eakin, D. (2000). Financial Capital, Human Capital, and the Transition to Self-Employment: Evidence from Intergenerational Links. *Journal of Labor Economics*, 18(2), 282-305. doi:10.1086/209959
- Ebenstein, A. (2010). The “missing girls” of China and the unintended consequences of the one child policy. *Journal of Human Resources*, 45(1), 87-115.
- Feldmann, M., Lukes, M., & Uhlaner, L. (2022). Disentangling succession and entrepreneurship gender gaps: gender norms, culture, and family. *Small Business Economics*, 58(2), 997-1013.
- Fernández, R. (2013). Cultural change as learning: The evolution of female labor force participation over a century. *American Economic Review*, 103(1), 472-500.
- Fernández, R., Fogli, A., & Olivetti, C. (2004). Mothers and sons: Preference formation and female labor force dynamics. *The Quarterly Journal of Economics*, 119(4), 1249-1299.
- Forster, W. R., & Pollack, J. M. (2014). *The Impacts of Spousal Teammates on Entrepreneurial Persistence and New Venture Creation*. Paper presented at the Academy of Management Proceedings.
- Fredin, S. (2017). *History and geography matter: The cultural dimension of entrepreneurship*. (PhD). Belkine Institute of Technology Belkine.

- Friedman-Sokuler, N., & Senik, C. (2020). From pink-collar to lab coat: Cultural persistence and diffusion of socialist gender norms. *IZA Discussion Papers 13385, Institute of Labor Economics (IZA)*.
- Gay, V. (2023). The intergenerational transmission of World War I on female labour. *The Economic Journal*, 133(654), 2303-2333.
- GEM. (2023). *Global Entrepreneurship Monitor 2022/23 Women's Entrepreneurship Report*. London: Global Enterprise Monitor (GEM).
- Gentry, W. M., & Hubbard, R. G. (2000). Entrepreneurship and household saving. *NBER Working Paper No. 7894*.
- Gothard, J. (2002). Wives or workers? In *Women, gender and labour migration* (pp. 145-162): Routledge.
- Grable, J., & Lytton, R. H. (1999). Financial risk tolerance revisited: the development of a risk assessment instrument. *Financial Services Review*, 8(3), 163-181. doi:[https://doi.org/10.1016/S1057-0810\(99\)00041-4](https://doi.org/10.1016/S1057-0810(99)00041-4)
- Graham, A. (2020). Incorporation and company formation in Australasia, 1790–1860. *Australian Economic History Review*, 60(3), 322-345.
- Greenberg, J. H. (1956). The measurement of linguistic diversity. *Language*, 32(1), 109-115.
- Grosjean, P., & Brooks, R. C. (2017). Persistent effect of sex ratios on relationship quality and life satisfaction. *Philosophical Transactions of the Royal Society B: Biological Sciences*, 372(1729), 20160315.
- Grosjean, P., & Khattar, R. (2019). It's raining men! Hallelujah? The long-run consequences of male-biased sex ratios. *The Review of Economic Studies*, 86(2), 723-754.
- Guilmoto, C. Z. (2009). The sex ratio transition in Asia. *Population and Development Review*, 35(3), 519-549.
- Guo, R., Wang, Q., Yi, J., & Zhang, J. (2022). Housing prices and son preference: Evidence from China's housing reform. *Economics of Transition and Institutional Change*, 30(3), 421-446.
- Hammerton, A. J. (2007). Gender and Migration. In P. Levine (Ed.), *Gender and Empire* (pp. 0). doi:10.1093/acprof:oso/9780199249503.003.0007
- Hanna, S. D., & Lindamood, S. (2004). An improved measure of risk aversion. *Journal of Financial Counseling and Planning*, 15(2), 27-45.
- Hansen, C. W., Jensen, P. S., & Skovsgaard, C. V. (2015). Modern gender roles and agricultural history: the Neolithic inheritance. *Journal of Economic Growth*, 20, 365-404.
- Hayward, M., Cheng, Z., & Wang, B. Z. (2022). Disrupted Education, Underdogs and the Propensity for Entrepreneurship: Evidence from China's Sent-Down Youth Program. *Journal of Business Research*.
- Henry, C., & Marlow, S. (2014). Exploring the intersection of gender, feminism and entrepreneurship. In A. Fayolle (Ed.), *Handbook of Research On Entrepreneurship* (pp. 109-126): Edward Elgar Publishing.
- Hessels, J., Rietveld, C. A., Thurik, A. R., & van der Zwan, P. (2020). The higher returns to formal education for entrepreneurs versus employees in Australia. *Journal of Business Venturing Insights*, 13, e00148. doi:<https://doi.org/10.1016/j.jbvi.2019.e00148>
- Hughes, R. (1987). *The fatal shore*. London: Harvill Press.
- Hurst, E., & Lusardi, A. (2004). Liquidity constraints, household wealth, and entrepreneurship. *Journal of Political Economy*, 112(2), 319-347.
- Javadekar, S., & Saxena, K. (2021). The seen and the unseen: Impact of a conditional cash transfer program on prenatal sex selection. *Graduate Institute of International and Development Studies Working Paper No. HEIDWP15-2021*.



- Jennings, J. E., & Brush, C. G. (2013). Research on women entrepreneurs: challenges to (and from) the broader entrepreneurship literature? *Academy of Management Annals*, 7(1), 663-715.
- Johns, L., & van der Eng, P. (2010). Networks and business development: Convict businesspeople in Australia, 1817–24. *Business History*, 52(5), 812-833.
- Johns, L., & Ville, S. (2012). Banking records, business and networks in colonial Sydney, 1817–24. *Australian Economic History Review*, 52(2), 167-190.
- Karskens, G. (2013). The settler evolution: space, place and memory in early colonial Australia. *Journal of the Association for the Study of Australian Literature*, 13(2), 1-21.
- Kelly, M. (2019). The standard errors of persistence. *CEPR Discussion Papers* 13783.
- Kotlikoff, L. J. (1988). Intergenerational transfers and savings. *Journal of Economic Perspectives*, 2(2), 41-58.
- Kwon, S.-W., Heflin, C., & Ruef, M. (2013). Community social capital and entrepreneurship. *American Sociological Review*, 78(6), 980-1008.
- Lambert, R. D. (2002). Reclaiming the ancestral past: Narrative, rhetoric and the 'convict stain'. *Journal of Sociology*, 38(2), 111-127.
- Langowitz, N., & Minniti, M. (2007). The entrepreneurial propensity of women. *Entrepreneurship Theory and Practice*, 31(3), 341-364.
- Lee, D. S., McCrary, J., Moreira, M. J., & Porter, J. (2022). Valid t-ratio Inference for IV. *American Economic Review*, 112(10), 3260-3290.
- Lee, S. Y. T., Roys, N. A., & Seshadri, A. (2024). The causal effect of parents' education on children's earnings. *NBER Working Paper No. 32223*.
- Levine, R., & Rubinstein, Y. (2017). Smart and illicit: who becomes an entrepreneur and do they earn more? *The Quarterly Journal of Economics*, 132(2), 963-1018.
- Li, W., Song, C., Xu, S., & Yi, J. (2022). High sex ratios and household portfolio choice in China. *Journal of Human Resources*, 57(2), 465-490.
- Lindquist, M. J., Sol, J., & Van Praag, M. (2015). Why do entrepreneurial parents have entrepreneurial children? *Journal of Labor Economics*, 33(2), 269-296.
- Liu, H., Emsley, R., Dunn, G., VanderWeele, T., & Valeri, L. (2014). PARAMED: Stata module to perform causal mediation analysis using parametric regression models. *The Stata Journal*.
- Maclean, M., Harvey, C., & Clegg, S. R. (2016). Conceptualizing historical organization studies. *Academy of Management Review*, 41(4), 609-632.
- Manso, G. (2016). Experimentation and the Returns to Entrepreneurship. *The Review of Financial Studies*, 29(9), 2319-2340.
- Masten, A. S., & Coatsworth, J. D. (1998). The development of competence in favorable and unfavorable environments: Lessons from research on successful children. *American Psychologist*, 53(2), 205–220.
- Masterson, V. (2022). Here's what women's entrepreneurship looks like around the world. Retrieved from <https://www.weforum.org/agenda/2022/07/women-entrepreneurs-gusto-gender/>
- McLean, I. W. (2012). *Why Australia prospered: The shifting sources of economic growth*. Princeton: Princeton University Press.
- McMullen, J. S., & Dimov, D. (2013). Time and the Entrepreneurial Journey: The Problems and Promise of Studying Entrepreneurship as a Process. *Journal of Management Studies*, 50(8), 1481-1512. doi:<https://doi.org/10.1111/joms.12049>
- Meredith, D. (1988). Full circle? Contemporary views on transportation. In S. Nicholas (Ed.), *Convict workers: reinterpreting Australia's past* (pp. 14-27): Cambridge University Press.

- Meredith, D., & Oxley, D. (2005). Contracting convicts: the convict labour market in Van Diemen's Land 1840–1857. *Australian Economic History Review*, 45(1), 45-72.
- Meunier, F., Fantoni, S., & Kouhlani-Nolla, S. (2022). We-data: Measuring the gap in female entrepreneurship around the world. Retrieved from <https://blogs.worldbank.org/en/developmenttalk/we-data-measuring-gap-female-entrepreneurship-around-world>
- Michalopoulos, S., Putterman, L., & Weil, D. N. (2019). The influence of ancestral lifeways on individual economic outcomes in Sub-Saharan Africa. *Journal of the European Economic Association*, 17(4), 1186-1231.
- Moore, B., Laugesen, A., Gwynn, M., & Robinson, J. (2016). *The Australian National Dictionary: Australian Words and Their Origins*. Oxford: Oxford University Press.
- Moran, A. (2005). White Australia, settler nationalism and Aboriginal assimilation. *Australian Journal of Politics & History*, 51(2), 168-193.
- Muntean, S. C., & Ozkazanc-Pan, B. (2015). A gender integrative conceptualization of entrepreneurship. *New England Journal of Entrepreneurship*, 18(1), 27-40.
- Nicholas, S. (1988). A new past. In S. Nicholas (Ed.), *Convict Workers: Reinterpreting Australia's Past* (pp. 199-201): Cambridge University Press.
- Nicholas, S. (1990). Reinterpreting the convict labour market. *Australian Economic History Review*, 30(2), 50-66.
- Nikolaev, B., Shir, N., & Wiklund, J. (2020). Dispositional positive and negative affect and self-employment transitions: The mediating role of job satisfaction. *Entrepreneurship Theory and Practice*, 44(3), 451-474.
- North, D. C. (1994). Economic Performance Through Time. *American Economic Review*, 84(3), 359-368. Retrieved from <http://www.jstor.org/stable/2118057>
- Nunn, N., & Wantchekon, L. (2011). The slave trade and the origins of mistrust in Africa. *American Economic Review*, 101(7), 3221-3252.
- Oster, E. (2019). Unobservable selection and coefficient stability: Theory and evidence. *Journal of Business & Economic Statistics*, 37(2), 187-204.
- Packer, D. (1953). Victorian Population Data, 1851–61: A preliminary analysis. *Australian Historical Studies*, 5(20), 307-323.
- Perchard, A., MacKenzie, N. G., Decker, S., & Favero, G. (2017). Clio in the business school: Historical approaches in strategy, international business and entrepreneurship. *Business History*, 59(6), 904-927.
- Pierce, L., & Snyder, J. A. (2020). Historical origins of firm ownership structure: The persistent effects of the African slave trade. *Academy of Management Journal*, 63(6), 1687-1713.
- Reid, K. (2003). Setting women to work: The assignment system and female convict labour in Van Diemen's land, 1820–1839. *Australian Historical Studies*, 34(121), 1-25.
- Schacht, R., & Smith, K. R. (2017). Causes and consequences of adult sex ratio imbalance in a historical US population. *Philosophical Transactions of the Royal Society B: Biological Sciences*, 372(1729), 20160314.
- Schmitt-Rodermund, E. (2004). Pathways to successful entrepreneurship: Parenting, personality, early entrepreneurial competence, and interests. *Journal of Vocational Behavior*, 65(3), 498-518. doi:<https://doi.org/10.1016/j.jvb.2003.10.007>
- Schmitz, S., & Weinhardt, F. (2019). Immigration and the evolution of local cultural norms. *IZA Discussion Paper No. 12509*.
- Smithers, G. D. (2021). Settler sexualities. In C. Shields & D. Herzog (Eds.), *The Routledge Companion to Sexuality and Colonialism* (pp. 94-105): Routledge.
- Sørensen, J. B. (2007). Closure and Exposure: Mechanisms in the Intergenerational Transmission of Self-employment. In M. Ruef & M. Lounsbury (Eds.), *The Sociology of Entrepreneurship* (Vol. 25, pp. 83-124): Emerald Group Publishing Limited.



- Teso, E. (2019). The long-term effect of demographic shocks on the evolution of gender roles: Evidence from the transatlantic slave trade. *Journal of the European Economic Association*, 17(2), 497-534.
- Unger, J. M., Rauch, A., Frese, M., & Rosenbusch, N. (2011). Human capital and entrepreneurial success: A meta-analytical review. *Journal of Business Venturing*, 26(3), 341-358. doi:<https://doi.org/10.1016/j.jbusvent.2009.09.004>
- Van Praag, M., van Witteloostuijn, A., & van der Sluis, J. (2013). The higher returns to formal education for entrepreneurs versus employees. *Small Business Economics*, 40(2), 375-396.
- Ville, S. (1998). Business development in colonial Australia. *Australian Economic History Review*, 38(1), 16-41.
- Voigtländer, N., & Voth, H.-J. (2015). Nazi indoctrination and anti-Semitic beliefs in Germany. *Proceedings of the National Academy of Sciences*, 112(26), 7931-7936.
- Wadhwani, R. D. (2016). Entrepreneurship in historical context: Using history to develop theory and understand process. In *A research agenda for entrepreneurship and context* (pp. 65-78): Edward Elgar Publishing.
- Wadhwani, R. D., & Decker, S. (2017). Clio's toolkit: historical methods beyond theory building from cases. In R. Mir & S. Jain (Eds.), *Routledge companion to qualitative research in organization studies* (pp. 113-140). London: Routledge.
- Wadhwani, R. D., Kirsch, D., Welter, F., Gartner, W. B., & Jones, G. G. (2020). Context, time, and change: Historical approaches to entrepreneurship research. *Strategic Entrepreneurship Journal*, 14(1), 3-19.
- Ward, R. (1958). *The Australian Legend*. Melbourne: Oxford University Press.
- Wei, S.-J., & Zhang, X. (2011a). The Competitive Saving Motive: Evidence from Rising Sex Ratios and Savings Rates in China. *Journal of Political Economy*, 119(3), 511-564. doi:10.1086/660887
- Wei, S.-J., & Zhang, X. (2011b). Sex ratios, entrepreneurship, and economic growth in the People's Republic of China. *NBER Working Paper 16800*.
- Wooden, M., Watson, N., & Butterworth, P. (2024). Data Resource Profile: Household, Income and Labour Dynamics in Australia (HILDA) Survey. *International Journal of Epidemiology*, 53(2), dyae043. doi:10.1093/ije/dyae043
- Xue, M. M. (2016). High-value work and the rise of women: The cotton revolution and gender equality in China. *Available at SSRN 2389218*.
- Yi, J., Chu, J., & Png, I. (2022). Early-life exposure to hardship increased risk tolerance and entrepreneurship in adulthood with gender differences. *Proceedings of the National Academy of Sciences*, 119(15), e2104033119.

**Table 1: Summary statistics**

Variable	Obs.	Mean	Std. dev.	Min	Max
<b><i>Panel A: Historical data</i></b>					
Historical sex ratio	27,424	2.550	1.769	1.263	10.750
Convict sex ratio	27,424	15.998	24.268	1.270	219.000
Historical population (1000 s)	27,424	20,139.240	16,673.520	311.000	36,797.000
Number of convicts (1000 s)	27,424	5.130	3.940	0.037	9.079
<b><i>Panel B: HILDA survey</i></b>					
<i>Self-employment variables:</i>					
Self-employment	27,424	0.165	0.371	0.000	1.000
Employer	25,371	0.104	0.305	0.000	1.000
Employee of own business	24,798	0.083	0.276	0.000	1.000
<i>Control variables:</i>					
Marital status					
Single	27,424	0.312	0.463	0.000	1.000
Married	27,424	0.518	0.500	0.000	1.000
Cohabiting	27,424	0.170	0.376	0.000	1.000
Education					
Year 11 and below	27,424	0.312	0.463	0.000	1.000
Year 12	27,424	0.518	0.500	0.000	1.000
Vocational/Certificate	27,424	0.170	0.376	0.000	1.000
Degree	27,424	0.307	0.461	0.000	1.000
Age	27,424	39.625	13.843	15.000	87.000
Country of origin					
Australia	27,424	0.750	0.433	0.000	1.000
Other English-speaking country	27,424	0.092	0.289	0.000	1.000
Other non-English-speaking country	27,424	0.158	0.365	0.000	1.000

**Table 2: Historical sex ratios and self-employment – Baseline (OLS) results**

	Self-employment			
	Baseline	+ Individual controls	+ Geographic controls	+ Historical controls
	(1)	(2)	(3)	(4)
Historical sex ratio	0.009*** (0.002)	0.006** (0.002)	0.006** (0.003)	0.007** (0.003)
Individual control	No	Yes	Yes	Yes
Geographic controls	No	No	Yes	Yes
Historical controls	No	No	No	Yes
State and Year FEs	Yes	Yes	Yes	Yes
Observations	27,424	27,424	27,424	27,424

*Notes:* Standard errors clustered at the individual level. Individual controls are age, educational levels, marital status, and country of origin. Geographic controls are at the postcode level and include the postcodes centroid and the minerals and land type of the postcode. Historic controls are the historical county population, convict population, as well as the presence and type of mineral deposit (major coal; major gold; other) and land formation (plains and plateaus, mountains, other). Results with controls are presented in Table A1 (Appendix). \*\*\* p<0.01, \*\* p<0.05, \* p<0.1

**Table 3: Historical sex ratios and self-employment – Reduced-form results**

	Self-employment			
	Baseline	Individual controls	Geographic controls	Historical controls
	(1)	(2)	(3)	(4)
Convict sex ratio	0.024** (0.010)	0.021** (0.010)	0.022* (0.012)	0.026** (0.012)
Spatial HAC <i>p</i> -value	0.048	0.058	0.060	0.038
Moran statistic <i>p</i> -value				0.436
Bounds on the treatment effect (Delta=1, Rmax=1.3*R)				[0.005, 0.035]
Individual control	No	Yes	Yes	Yes
Geographic controls	No	No	Yes	Yes
Historical controls	No	No	No	Yes
State and Year FEs	Yes	Yes	Yes	Yes
Observations	27,424	27,424	27,424	27,424

*Notes:* Standard errors clustered at the individual level. Individual controls are age, educational levels, marital status, and country of origin. Geographic controls are at the postcode level and include the postcodes centroid and the minerals and land type of the postcode. Historic controls are the historical county population, convict population, as well as the presence and type of mineral deposit (major coal; major gold; other) and land formation (plains and plateaus, mountains, other). Results with controls are presented in Table A1 (Appendix). \*\*\*  $p < 0.01$ , \*\*  $p < 0.05$ , \*  $p < 0.1$

**Table 4: Historical sex ratios and self-employment – 2SLS results**

	Self-employment			
	Baseline	+ Individual controls	+ Geographic controls	+ Historical controls
	(1)	(2)	(3)	(4)
Historical sex ratio	0.022** (0.010)	0.020** (0.010)	0.025* (0.013)	0.035** (0.017)
<i>First stage (dependent variable is historical sex ratio)</i>				
Convict sex ratio	1.696*** (0.098)	1.647*** (0.096)	1.420*** (0.092)	1.168*** (0.078)
Kleibergen-Paap F statistic	297.500	291.958	237.410	225.628
Individual control	No	Yes	Yes	Yes
Geographic controls	No	No	Yes	Yes
Historical controls	No	No	No	Yes
State and Year FEs	Yes	Yes	Yes	Yes
Observations	27,424	27,424	27,424	27,424

*Notes:* Standard errors clustered at the individual level. Individual controls are age, educational levels, marital status, and country of origin. Geographic controls are at the postcode level and include the postcodes centroid and the minerals and land type of the postcode. Historic controls are the historical county population, convict population, as well as the presence and type of mineral deposit (major coal; major gold; other) and land formation (plains and plateaus, mountains, other). Results with controls are presented in Table A1 (Appendix). \*\*\* p<0.01, \*\* p<0.05, \* p<0.1

**Table 5 Cultural persistence and the role of vertical transmission of gender norms**

	(1)	(2)	(3)
Convict sex ratio	0.000 (0.005)	0.025* (0.013)	0.009** (0.004)
Australian parent	-0.050*** (0.005)		
Convict sex ratio*Australian parent	0.012** (0.006)		
Ethnic diversity		-0.037** (0.018)	
Convict sex ratio*Ethnic diversity		-0.039** (0.019)	
Migration			0.008* (0.005)
Convict sex ratio*Migration			0.021*** (0.005)
Individual control	Yes	Yes	Yes
Geographic controls	Yes	Yes	Yes
Historical controls	Yes	Yes	Yes
State and Year FEs	Yes	Yes	Yes
Mean of dependent var.	3.688	3.688	3.688
Observations	39,482	10,827	39,815

*Notes:* Standard errors clustered at the individual level. Individual controls are age, educational levels, marital status, and country of origin. Geographic controls are at the postcode level and include the postcodes centroid and the minerals and land type of the postcode. Historic controls are the historical county population, convict population, as well as the presence and type of mineral deposit (major coal; major gold; other) and land formation (plains and plateaus, mountains, other). \*\*\* p<0.01, \*\* p<0.05, \* p<0.1

**Table 6: Causal mediation analysis**

	Direct effect	Indirect effect
	(1)	(2)
Saving	0.0233*** (0.0090)	0.0001*** (0.0000)
Spousal satisfaction	0.0224*** (0.0042)	0.0001*** (0.0000)
Social capital	0.0254** (0.0046)	0.0019** (0.0004)
Risk preference	0.0286*** (0.0037)	0.0014*** (0.0003)
Parental investment	0.0266*** (0.0033)	0.0003*** (0.0001)
Individual control	Yes	Yes
Geographic controls	Yes	Yes
Historical controls	Yes	Yes
State and Year FEs	Yes	Yes

*Notes:* Results of reduced form. Standard errors clustered at the individual level. Individual controls are age, educational levels, marital status, and country of origin. Geographic controls are at the postcode level and include the postcodes centroid and the minerals and land type of the postcode. Historic controls are the historical county population, convict population, as well as the presence and type of mineral deposit (major coal; major gold; other) and land formation (plains and plateaus, mountains, other). \*\*\* p<0.01, \*\* p<0.05, \* p<0.1





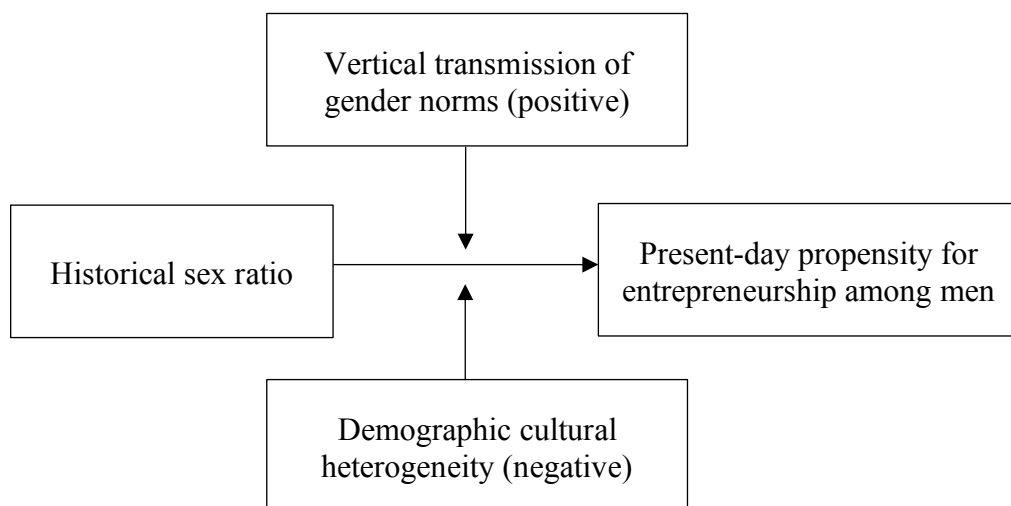
**Figure 1: Existing Model of Sex Ratio and Entrepreneurship**



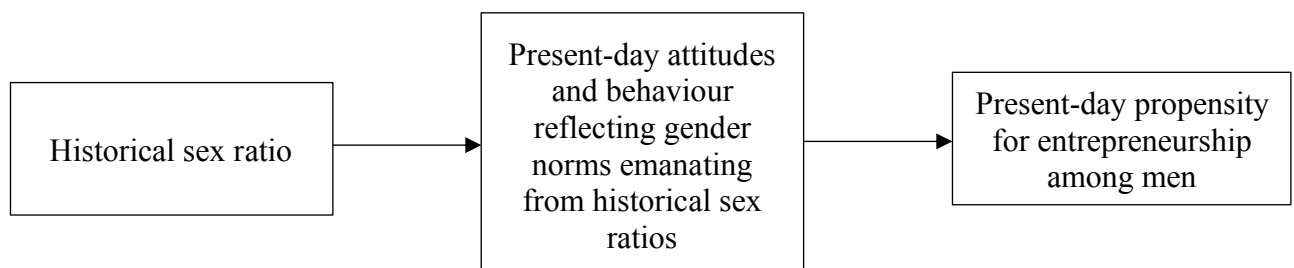
**Figure 2a: Proposed Model of Sex Ratio and Entrepreneurship (Direct Effect)**



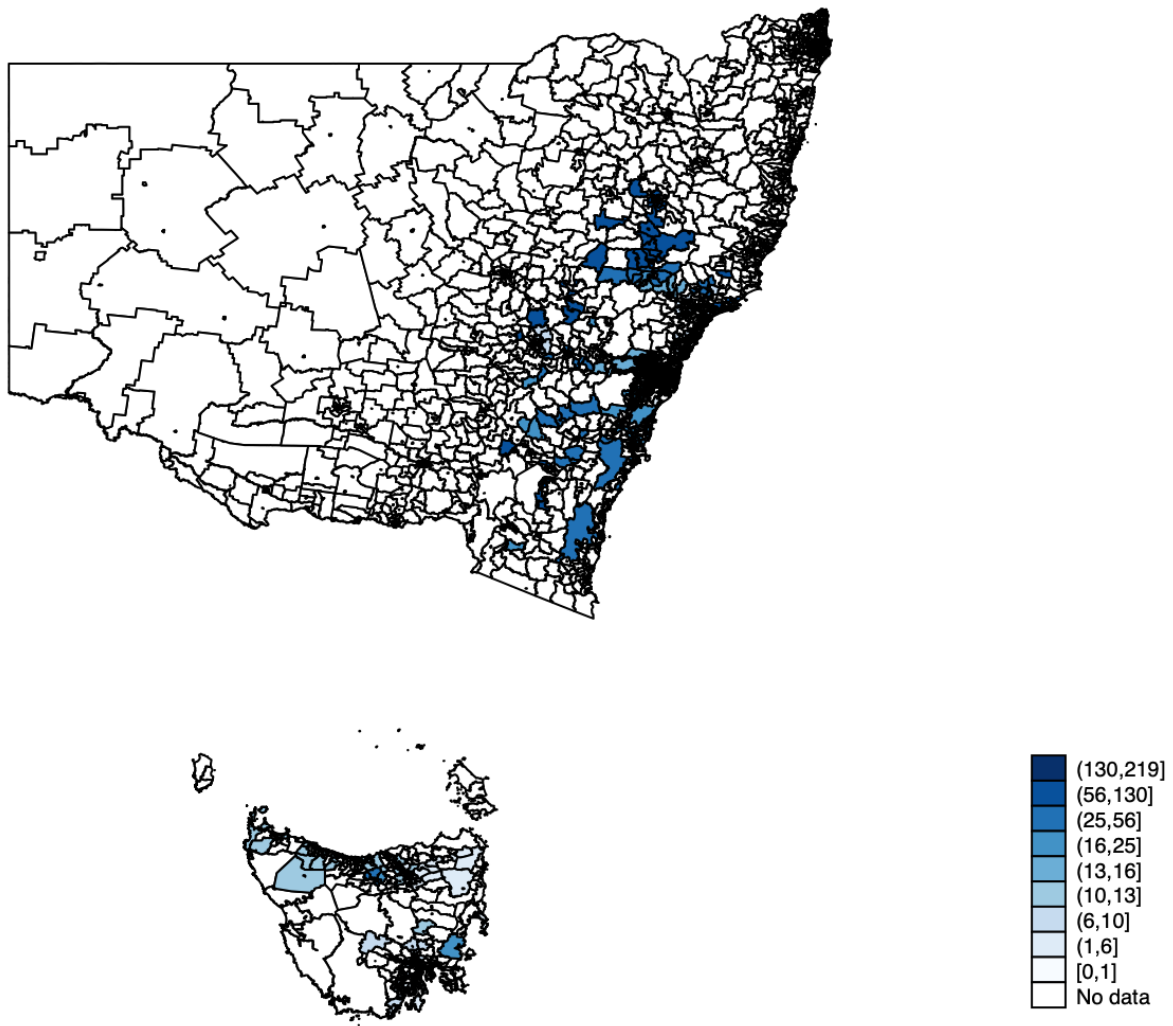
**Figure 2b: Proposed Model of Sex Ratio and Entrepreneurship (Moderated Effects)**



**Figure 2c: Proposed Model of Sex Ratio and Entrepreneurship (Mediating Effects)**



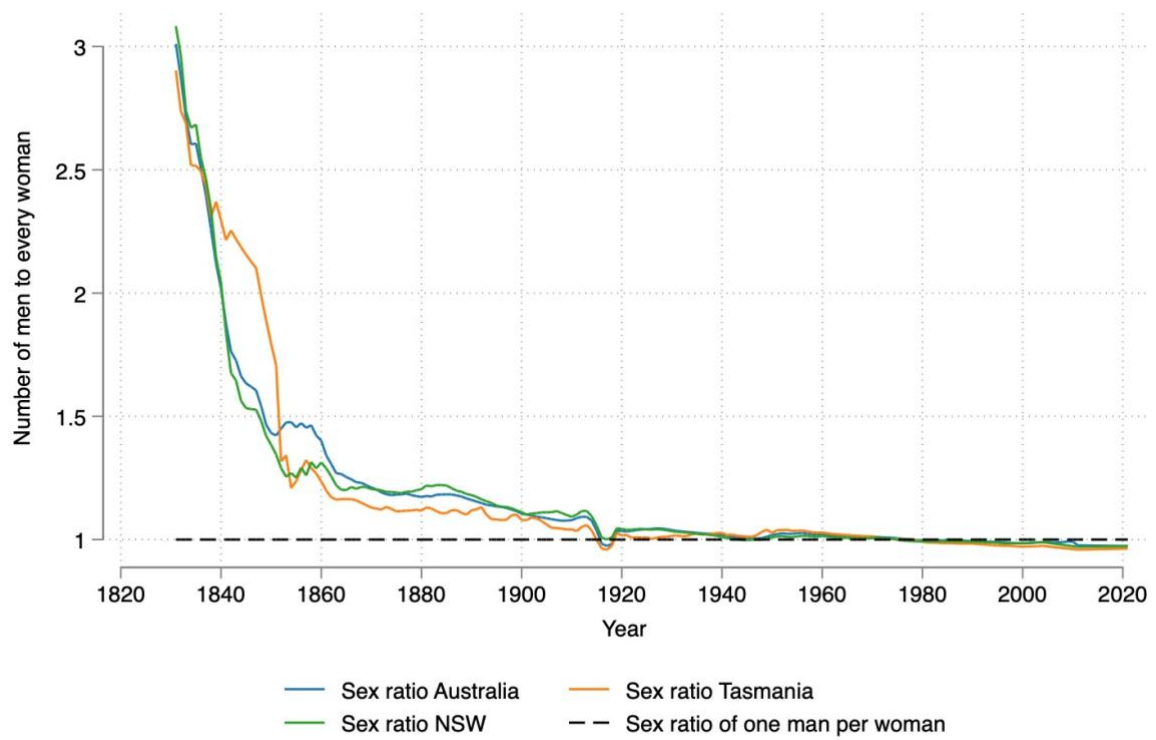
**Figure 3: Convict sex ratios in mid-19th century New South Wales and Van Diemen's Land**



*Notes:* The maps show the parts of New South Wales (including the Australian Capital Territory) and Van Diemen's Land (Tasmania) that had convict settlement. Boundaries depicted are for the 2016 Statistical Areas Level 1 (SA1), the smallest unit for the release of census data.

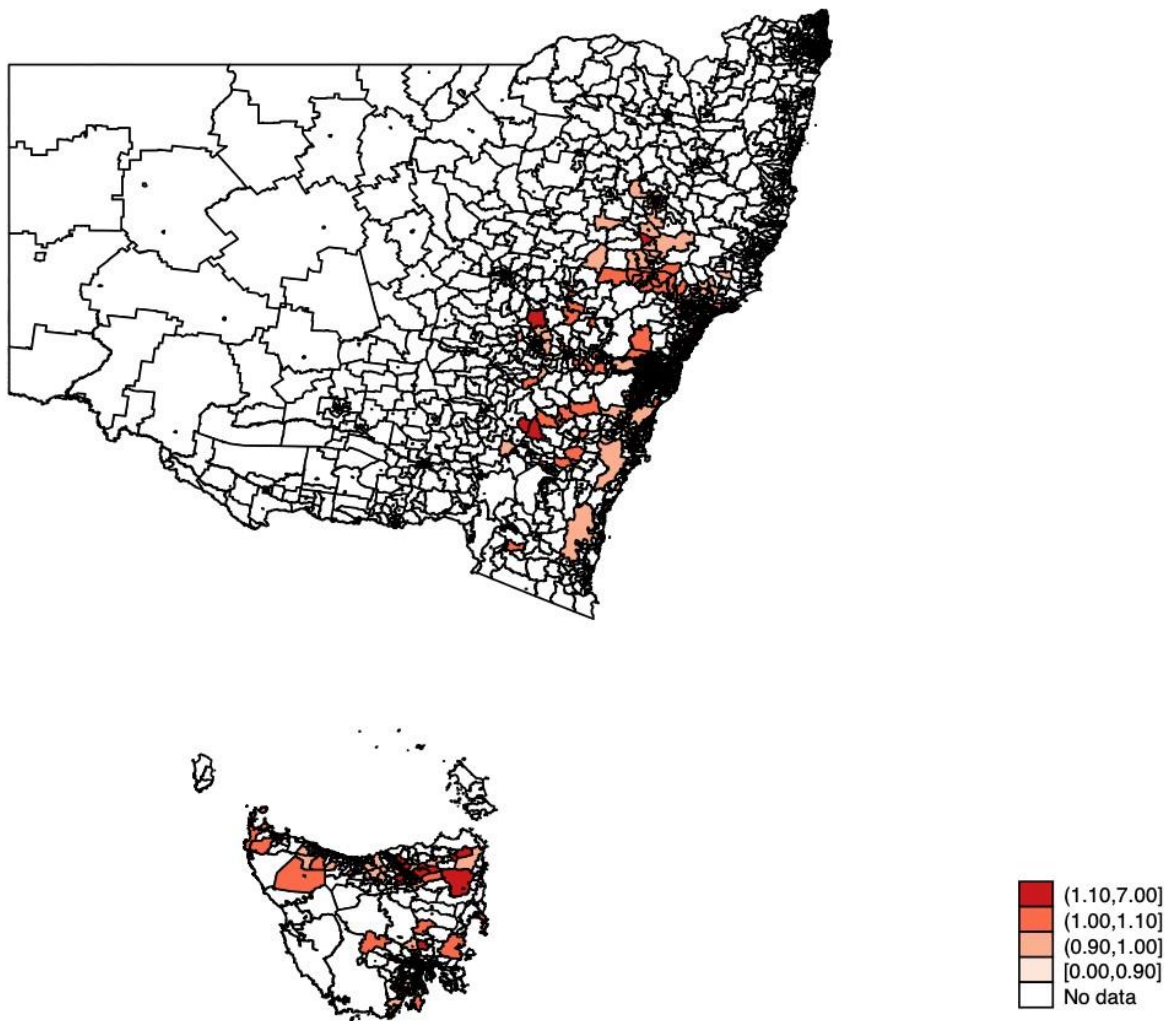
*Source:* Australian Historical Censuses and Volume 1 of the Australian Statistical Geography Standard.

**Figure 4: Sex ratio in Australia: number of men to every woman, 1830–2021**



*Source:* Australian Bureau of Statistics.

**Figure 5: Sex ratios in New South Wales and Tasmania based on 2021 Census**



*Source:* Australian Bureau of Statistics.

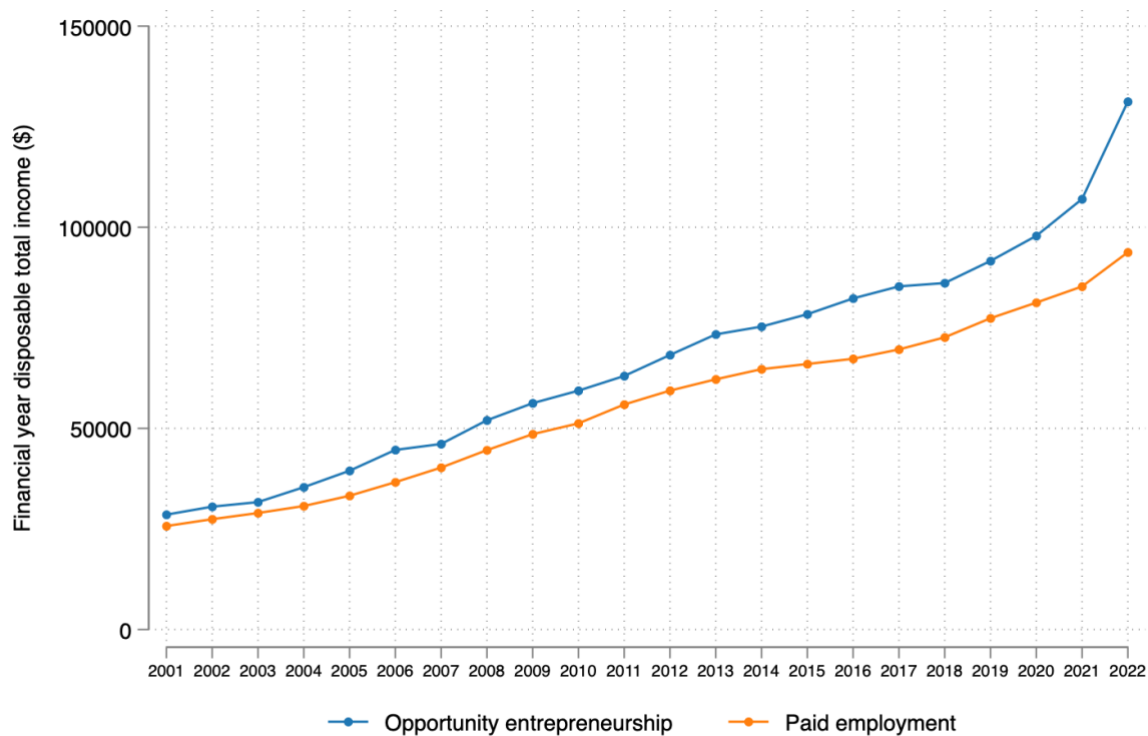
## Appendix A

**Table A1: Historical sex ratios and self-employment – Results with controls**

	Self-employment		
	OLS (1)	2SLS (2)	Reduced form (3)
Historical sex ratio	0.007** (0.003)	0.035** (0.017)	0.026** (0.012)
Marital status (Ref: single)			
Cohabiting	0.017*** (0.006)	0.018 (0.015)	0.018 (0.015)
Married	0.011* (0.007)	0.012 (0.014)	0.012 (0.014)
Education (Ref: Year 11 and below)			
Year 12	0.003 (0.008)	0.003 (0.019)	0.002 (0.019)
Diploma / Certificate	0.022*** (0.006)	0.023 (0.019)	0.022 (0.019)
Degree	-0.022*** (0.007)	-0.023 (0.020)	-0.023 (0.020)
Age	0.006*** (0.000)	0.006*** (0.001)	0.006*** (0.001)
Country of origin (Ref: Australia)			
Other English-speaking country	0.013 (0.008)	0.012 (0.025)	0.012 (0.025)
Other non-English-speaking country	0.022*** (0.006)	0.024 (0.020)	0.022 (0.020)
Geographic controls	Yes	Yes	Yes
Historical controls	Yes	Yes	Yes
State and Year FEs	Yes	Yes	Yes
Observations	27,424	27,424	27,424

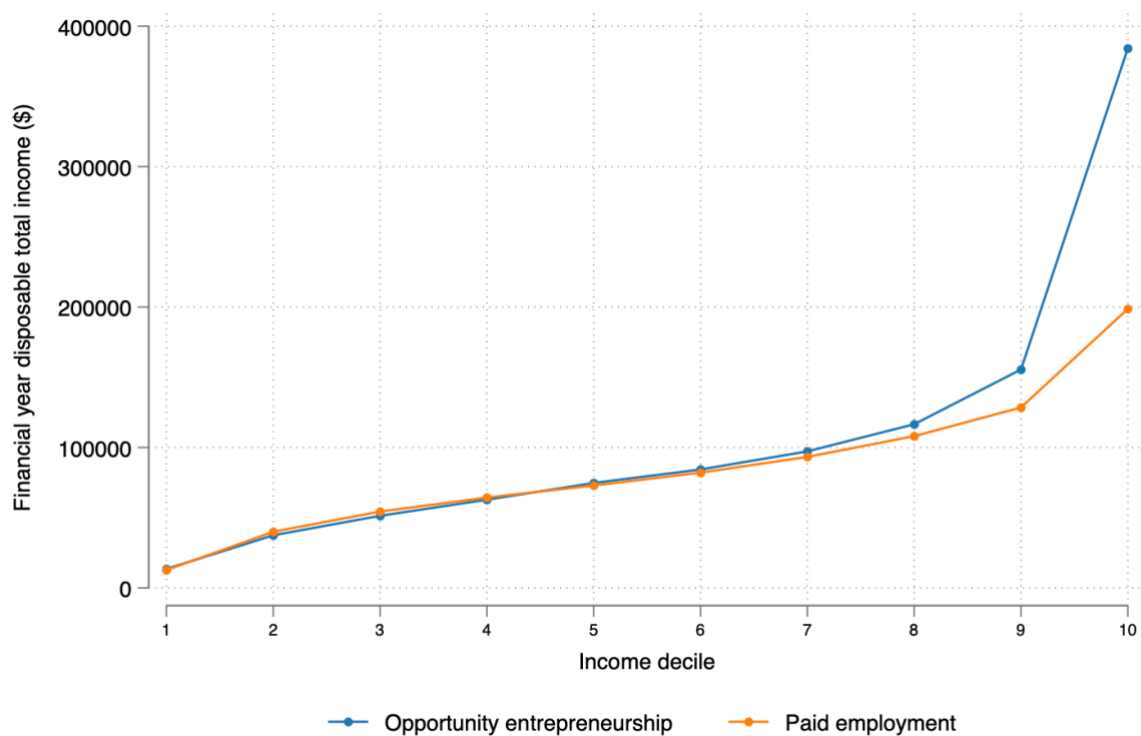
*Notes:* Standard errors clustered at the individual level. Geographic controls are at the postcode level and include the postcodes centroid and the minerals and land type of the postcode. Historic controls are the historical county population, convict population, as well as the presence and type of mineral deposit (major coal; major gold; other) and land formation (plains and plateaus, mountains, other). \*\*\*  $p < 0.01$ , \*\*  $p < 0.05$ , \*  $p < 0.1$ .

**Figure A1: Income from male opportunity entrepreneurship and paid employment from 2001 to 2022 in Australia**



Notes: Data from HILDA surveys, 2001–2022. Sample consists of male participants in HILDA.

**Figure A2: Income from male opportunity entrepreneurship and paid employment by income decile in Australia in 2022**



Notes: Data from HILDA survey 2022. Sample consists of male participants in HILDA.

## Appendix B

In this section, we examine the robustness of our preferred reduced form estimates, reported in Column 4 of Table 3 to alternative methods and specifications. First, we examine the robustness of our results to clustering standard errors at the historical county level as opposed to the individual level. To do so, following Grosjean and Khattar (2019) we use bias-corrected standard errors by inflating the standard errors to adjust for the relatively small number of county clusters. The results, reported in Column (1) of Table B1 are robust.

Second, we examine the robustness of our results to non-linear effects of the convict sex ratio by taking the logarithmic transformation. The results, which are reported in Column (2) of Table B1, are consistent with the main reduced form results reported in Table 2.

Third, we examine the robustness of our results to the exclusion of potential outliers. In alternating models, we exclude historical counties with less than 100 women and either less than 300 people or more than 40,000 people. The results, which are reported in Columns (3) and (4) of Table B1, are consistent with the main reduced form results reported in Table 2.

Fourth, we examine the robustness of our results to propensity score matching. We follow Grosjean and Khattar (2019) and predict historical sex ratios as a function of historical employment shares in different sectors, geographic characteristics and the interaction between historical and geographic characteristics, and then condition on the predicted propensity score. The results, which are in Column (5) of Table B1, continue to remain robust.

In Column (6) of Table B1, we perform a placebo test in which we randomise the convict sex ratio across areas. The coefficient on the convict sex ratio is insignificant as expected.

Baranov et al (2023) find that an imbalance in the convict sex ratio give rise to masculinity norms that lead to more violence and higher present-day crime rates, which could have an adverse effect propensity for entrepreneurship. We control for neighbourhood crime using postcode level crime data from Awaworyi Churchill et al. (2023). The results, which are in reported in Column (7) of Table B1, show that our main findings are robust.

In Column (7) of Table B1 we perform a placebo test, in which instead of using a sample of male participants from HILDA, we use a sample of female participants. If the effect of convict sex ratios on propensity for entrepreneurship is operating through our proposed theoretical mechanism, one would expect the convict sex ratio to have no effect on the propensity for entrepreneurship among women, which is what we find.

It is possible that the oversupply of men itself in the 1830s and 1840s could have pushed some men, who failed to secure a paid job due to the severe competition in the labour market, to start their own business. This has nothing to do with the imbalanced sex ratio. In response to this concern, in the final column of Table B1, we directly control for the number of men in each county in the 1836 and 1842 census in addition to the convict sex ratio. The results are robust.



**Table B1: Robustness checks on reduced form results in Table 2**

	Clustering at the county level	Non-linear effects	No county with <100 women, historically	No county with <300 or >40,000 people, historically	Propensity score matching	Random historical sex ratio	Controlling for the crime rate	Female entrepreneurship	Controlling for historical male population
	(1)	(2)	(3)	(4)	(5)	(6)	(7)	(8)	(9)
Convict sex ratio	0.026*** (0.009)	0.038** (0.018)	0.031** (0.012)	0.026*** (0.009)	0.026*** (0.005)	-0.012 (0.062)	0.026** (0.013)	0.005 (0.009)	0.027** (0.013)
Individual control	Yes	Yes	Yes	Yes	Yes	Yes	Yes	Yes	Yes
Geographic controls	Yes	Yes	Yes	Yes	Yes	Yes	Yes	Yes	Yes
Historical controls	Yes	Yes	Yes	Yes	Yes	Yes	Yes	Yes	Yes
State and Year FEs	Yes	Yes	Yes	Yes	Yes	Yes	Yes	Yes	Yes
Observations	27,424	27,424	27,084	27,424	26,613	27,424	24,683	25,490	27,424

*Notes:* Standard errors clustered at the individual level. Individual controls are age, educational levels, marital status, and country of origin. Geographic controls are at the postcode level and include the postcodes centroid and the minerals and land type of the postcode. Historic controls are the historical county population, convict population, as well as the presence and type of mineral deposit (major coal; major gold; other) and land formation (plains and plateaus, mountains, other). \*\*\* p<0.01, \*\* p<0.05, \* p<0.1