

Dossou, Toyo Amegnonna Marcel; Kambaye, Emmanuelle Ndomandji; Berhe, Mesfin Welderufael; Asongu, Simplice

Working Paper

Moderating effect of ICT on the relationship between governance quality and income inequality in sub-Saharan Africa

AGDI Working Paper, No. WP/23/021

Provided in Cooperation with:

African Governance and Development Institute (AGDI), Yaoundé, Cameroon

Suggested Citation: Dossou, Toyo Amegnonna Marcel; Kambaye, Emmanuelle Ndomandji; Berhe, Mesfin Welderufael; Asongu, Simplice (2023) : Moderating effect of ICT on the relationship between governance quality and income inequality in sub-Saharan Africa, AGDI Working Paper, No. WP/23/021, African Governance and Development Institute (AGDI), Yaoundé

This Version is available at:

<https://hdl.handle.net/10419/298216>

Standard-Nutzungsbedingungen:

Die Dokumente auf EconStor dürfen zu eigenen wissenschaftlichen Zwecken und zum Privatgebrauch gespeichert und kopiert werden.

Sie dürfen die Dokumente nicht für öffentliche oder kommerzielle Zwecke vervielfältigen, öffentlich ausstellen, öffentlich zugänglich machen, vertreiben oder anderweitig nutzen.

Sofern die Verfasser die Dokumente unter Open-Content-Lizenzen (insbesondere CC-Lizenzen) zur Verfügung gestellt haben sollten, gelten abweichend von diesen Nutzungsbedingungen die in der dort genannten Lizenz gewährten Nutzungsrechte.

Terms of use:

Documents in EconStor may be saved and copied for your personal and scholarly purposes.

You are not to copy documents for public or commercial purposes, to exhibit the documents publicly, to make them publicly available on the internet, or to distribute or otherwise use the documents in public.

If the documents have been made available under an Open Content Licence (especially Creative Commons Licences), you may exercise further usage rights as specified in the indicated licence.

A G D I Working Paper

WP/23/021

Moderating effect of ICT on the relationship between governance quality and income inequality in sub-Saharan Africa

Forthcoming: Information Development

Toyo A. M. Dossou^a

School of Economics, Southwestern University of
Finance and Economics, No. 555 Liutai
Ave, Wenjiang District, Chengdu,
Sichuan 611130, China.

E-mail: dossoumarcel863@yahoo.fr

Emmanuelle N. Kambaye^b

School of International Business, Southwestern University of
Finance and Economics, No. 555 Liutai
Ave, Wenjiang District, Chengdu,
Sichuan 611130, China.

E-mail: nemmanuelle@yahoo.fr

Mesfin W. Berhe^c

School of Economics, Southwestern University of
Finance and Economics, No. 555 Liutai
Ave, Wenjiang District, Chengdu,
Sichuan 611130, China.

E-mail: getmesafint@gmail.com

Simplice A. Asongu^d

(corresponding author)

School of Economics, University of Johannesburg,
Johannesburg, South Africa

E-mails: asongusimplice@yahoo.com
asongus@afridev.org

Research Department

Moderating effect of ICT on the relationship between governance quality and income inequality in sub-Saharan Africa**Toyo A. M. Dossou, Emmanuelle N. Kambaye, Mesfin W. Berhe & Simplicie A. Asongu****Abstract**

The ICT-income inequality relationship and the governance quality-income inequality nexus have been investigated in recent years. However, the moderating effect of ICT on the governance quality-income inequality linkage has been largely ignored. To fill this gap in the literature, this study examines the moderating effect of ICT on the relationship between governance quality and income inequality for a panel of 42 sub-Saharan African economies over the period 1996-2020. To achieve this goal, the generalized method of moments (GMM) estimation technique has been adopted. The results reveal that while ICT contributes to the improvement of income distribution, governance quality contributes to the exacerbation of income inequality. Interestingly, the results unveil that the promotion of E-governance could contribute to improve social welfare and reduce income inequality. Policy implications are given based on the findings of this study. For instance, institutional reforms must be conducted by considering ICT as an important factor to improve income distribution.

Keywords: ICT, governance quality, income inequality, GMM, sub-Saharan Africa

1. Introduction

Income inequality, as documented by Shi *et al.* (2020), Dossou *et al.* (2023) Muinelogallo (2022) and Sehrawat and Singh (2021), is an important socio-economic factor, which concerns both developed and developing countries. Income inequality has been always used to show how income has been distributed among the population, society or within region (Ofori *et al.*, 2022). Recently, income inequality has been increasing both in developed and developing economies (Dossou *et al.*, 2021; Fang *et al.*, 2020; Song *et al.*, 2021; Xu *et al.*, 2021). This has been corroborated by the recent rise in income inequality due to the COVID-19 pandemic. For example, as reported by the International Monetary Fund, extreme poverty and billionaire wealth have been on the rise during the ongoing pandemic since the year 2020 (IMF, 2021). Another report of the World Bank has concluded that the ongoing COVID-19 pandemic has increased global inequality and undermined previous efforts during the last two decades (Adarov, 2022). The surge in income inequality could negatively affect economic growth and economic development (Grossman & Helpman, 2018). For instance, Lankisch *et al.* (2019) argued that an increase in income inequality could limit economic growth and undermine social cohesion and economic development. This has been forwarded by Ofori *et al.* (2022) who posited that rising income inequality has undermined social cohesion in Africa. Likewise, income inequality, as noticed by Ajide and Alimi (2021) could undermine human development and increase terrorism, which by extension, could retard economic growth in developing countries, especially in Africa. This has been substantiated by Okafor and Chikalipah (2021) who argued that agriculture development in Nigeria has been negatively damaged by the rise in terrorism, which results from high levels of income inequality. In the same spirit, Xu *et al.* (2021) have pointed out the detrimental effect of income inequality on international investment in developing countries, especially those in Africa.

Meanwhile, recent studies have argued that the improvement of income distribution depends on the quality of institutions or governance (Dossou *et al.*, 2021; Ofori *et al.*, 2021). However, institutional economists have theoretically and empirically pointed out the dual effect of the quality of institutions on income inequality (Acemoglu & Johnson, 2005; Acemoglu *et al.*, 2003; North & Douglass, 1989). To begin with the negative effect of governance quality on income distribution, Huynh (2021) posited that poor governance could limit economic growth or economic

development through increasing level of corruption. As argued by Gupta *et al.* (2002), increasing corruption could undermine tax administration through tax evasion, which by extension, could contribute to the exacerbation of income inequality. Likewise, the authors documented that the rise in corruption could negatively affect policy towards poverty reduction and thereby worsen income inequality. In the same account, Keneck-Massil *et al.* (2021) posited that an increase in corruption could reduce resources for social policies for health and education. Further, the authors continue by arguing that a high level of corruption could be in favour of wealthy people at the expense of marginalized people. As such, it will exacerbate income inequality. In the same vein, Policardo *et al.* (2019) postulated that a high level of corruption could negatively affect the redistribution of income by increasing child mortality rate and primary student dropout rate. Moreover, increasing corruption could engender macroeconomic instability, namely inflation. As part of the quality of institutions or governance, Pedauga *et al.* (2017) argued that inefficient regulation might contribute to the exacerbation of income inequality. Furthermore, it has been documented that poor governance could undermine property right and market competition and thus increase income inequality (Asamoah, 2021). Unlike to the underlying arguments, the improvement of governance quality seems to promote sustained growth and reduce income inequality (Acemoglu, Johnson, & Robinson, 2004). According to Asamoah (2021), reducing corruption seems to have a decreasing impact on income inequality. It has been noticed that good institutions or governance could contribute to the market efficiency which seems to improve income distribution. Countries with good institutions appear to well manage tax revenue comparatively more efficiently by investing more in education and health, which by extension could contribute to improve wages, social welfare and income distribution. Although the literature on governance and economic development is well documented (Acemoglu & Johnson, 2005; Acemoglu *et al.*, 2003; Nguyen *et al.*, 2018; North & Douglass, 1989), the study regarding the relationship between governance and income inequality is very scanty (Nguyen *et al.*, 2020). Moreover, the influence of governance quality on income inequality in developing countries, especially Africa is very scarce (Ofori *et al.*, 2022).

Meanwhile, the fulcrum in which good governance can improve income distribution is information and communication technology (ICT). It has been documented that the

proliferation of mobile phones has improved communication among rural and urban localities (Wantchekon & Riaz, 2019). Indeed, the authors argued that increasing mobile phones could contribute to enhancing government accountability, which could in turn, improve wages and income distribution through the promotion of small businesses and entrepreneurs. For example, it has been noticed that an increase in mobile phones could contribute to lessening corruption by reporting acts of corruption and boosting the speed of information, which by extension, could contribute to improve income distribution (Sami & Gasmi, 2017). Similarly, recent studies have argued that the increased in mobile phone could contribute to the betterment of democracy, which in turn could contribute to improve wages, social welfare and income distribution (Sami & Gasmi, 2017; Setor *et al.*, 2021). This has been corroborated by Sassi and Ben Ali (2017) who documented that the involvement of mobile phone on the 'Arab Spring' movements through promoting democracy which by extension, can improve wellbeing through reducing corruption. This has recently been corroborated by the use of mobile phones and internet by the Sudanese to fight against autocracy in their country and promote democracy, which by extension could contribute to improve wellbeing and income distribution (Reuters, 2021). Mobile phones, as documented by the authors, can be used to record and document conversation. Likewise, Adam (2020) argued that increased mobile phones and internet levels could contribute to reduce bureaucracy, which by extension, can mitigate income inequality (Schopf, 2019). Furthermore, an increase in internet penetration could promote governance efficiency and improve income distribution (Kossow *et al.*, 2017). Although many studies have investigated the governance quality-income inequality nexus (Asamoah, 2021; Nguyen *et al.*, 2021; Ofori *et al.*, 2021) and the ICT-income inequality relationship (Asongu & Odhiambo, 2019; Canh, Schinckus, & Thanh, 2020), the study that assesses the moderation of ICT on the relationship between governance quality and income inequality is quite inexistent. That said, the research seeks to explore the potential of ICT as an income distribution strategy through improving governance quality. Further, the objective of this study is to investigate whether improving governance quality contingent on ICT enhancement in Africa can improve income distribution.

In the present study, Sub-Saharan African countries have been chosen as a panel from which to assess the moderating of ICT on the linkage between governance quality and

income inequality at least for three reasons. First, Africa has been rated as the most unequal continent across the globe (Ofori *et al.*, 2022; Ofori *et al.*, 2022; Ujunwa *et al.*, 2021; Xu *et al.*, 2021). For example, Ujunwa *et al.*(2021) have documented that among 19 most unequal countries across the globe, ten are found in sub-Saharan Africa. Very recently, the income inequality has been exacerbated by the ongoing COVID-19 pandemic, which has negatively affected the African economy, according to the World Bank (2022). Second, over the last two decades, sub-Saharan Africa has witnessed the growing ICT infrastructure (Ofori & Asongu, 2021; Ofori *et al.*, 2022). This has led to an extensive investigation of the effect of ICT on economic growth in Africa (Adeleye *et al.*, 2020; Adeleye & Eboagu, 2019; Awad & Albaity, 2022). As pointed out by these studies, ICT positively contributes to sub-Saharan African economies. Therefore, the positive contribution of ICT to African economies can be translated into socio-economic development. Very recently, the literature has been extended. For example, as the literature in Africa is very sparse on the ICT-income inequality nexus, Asamoah (2021) has investigated the linkage between governance quality and income inequality in sub-Saharan Africa without considering the transmitting channel, namely ICT in which governance quality could exert its positive effect to improve income distribution. Therefore, this study considers the failure of these studies by investigating the moderation of ICT on governance quality-income inequality nexus in sub-Saharan Africa. Third, African continent is internationally known in terms of poor institutions which are characterised by corruption, government inefficiency, and insecurity (Acemoglu & Robinson, 2010; Kunawotor *et al.*, 2020). As shown in Figure 1, the mean value of all governance indicators, namely control of corruption, governance effectiveness, rule of law, and regulatory quality is negative(Ouedraogo *et al.*, 2021).

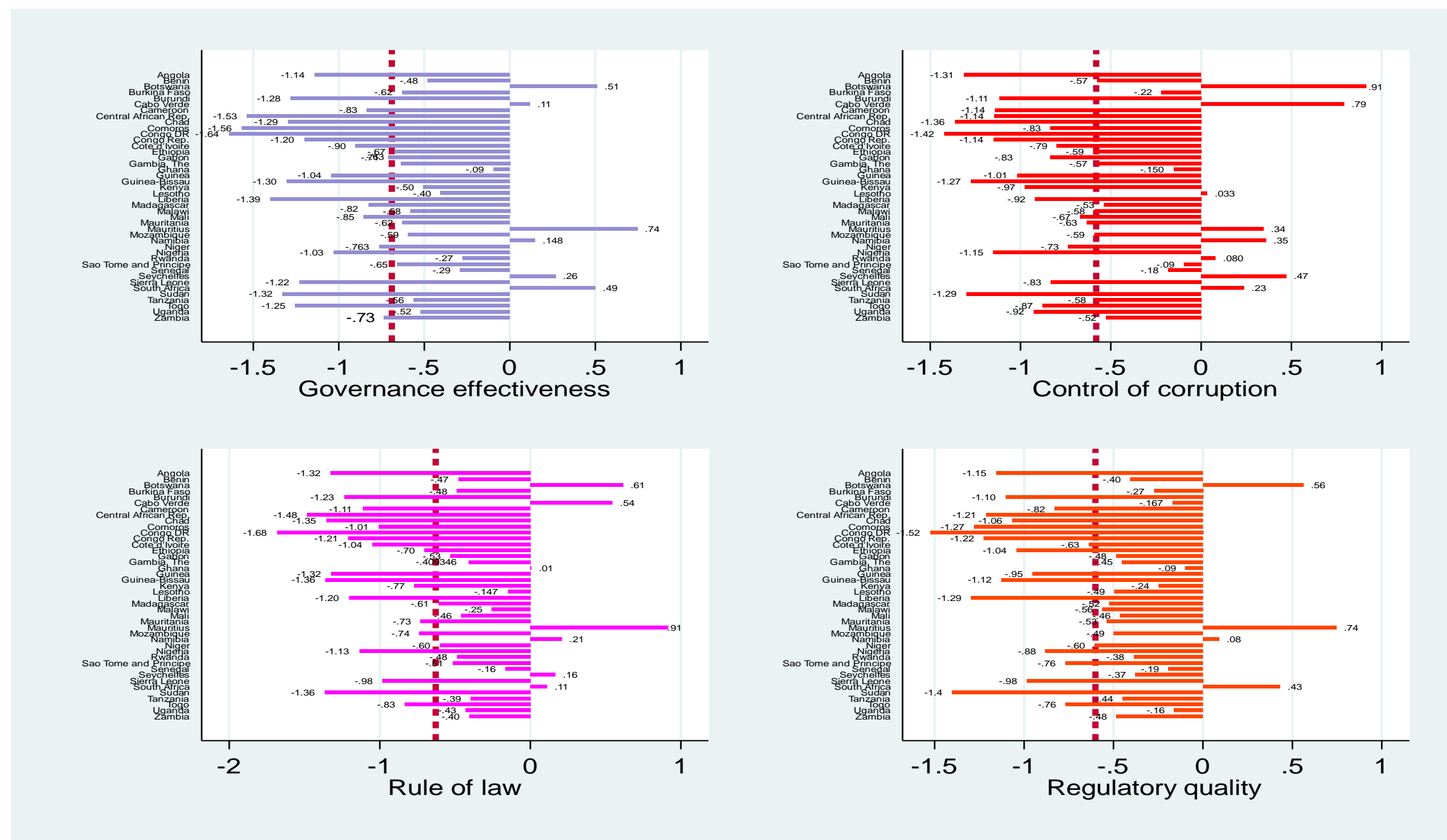


Figure1. Average Within-Country governance quality in sub-Saharan Countries, 1996-2020

Sources: Authors' computation based on data set from World Governance Indicators.

Note: value range from -2.5 to 2.5, with -2.5 means poor quality of governance and 2.5 reflects good quality of governance.

This study makes two contributions to the economic development literature. First, to the best of knowledge, this is the first study to empirically investigate the moderation of ICT on the relationship between governance quality and income inequality. As discussed earlier most previous studies have investigated the ICT-income inequality nexus and the governance quality-income inequality relationship. However, these studies have failed to examine the joint effect of ICT and governance quality on income inequality. Therefore, the present study contributes to the economic development literature by assessing the moderating effect of ICT on the governance quality-income inequality nexus. It is important to note that our study departs from Adams and Akobeng (2021) in many ways. (i) Adams and Akobeng (2021) investigated the moderation of governance quality on the ICT-income inequality nexus while this study examines the moderating effect of ICT on the governance quality-income inequality nexus. This study investigates the moderating effect of ICT on the governance quality-income inequality nexus because the use of information technology seems to improve the quality of institutions in sub-Saharan Africa where her institutions are relatively poor (Pan et al., 2022). (ii) Authors of the underlying study have used the Gini index as a proxy of income inequality, as it has failed to account for non-income inequality such as education inequality and health inequality, which appear to negatively impact the quality of life in Africa (Tan & Uprasen, 2021). Therefore, the study has considered this limitation by using the Palma ratio and Atkinson index as proxies for income inequality which have been used in the economic development literature in recent years (Ofori *et al.*, 2021; Ofori *et al.*, 2022; Tan & Uprasen, 2021). (iii) They computed the net effect of ICT on income inequality while our study determines the net effect of governance quality on income inequality. (iv) Their study focused on 1984-2018 while this study considers a period starting from 1996 to 2020. (v) Their study focused on 48 sub-Saharan African economies our study uses a panel of 42 sub-Saharan African countries. As a second contribution of the study, the findings hold the promise of informing policy makers on measures that could be taken in terms of moderating governance quality dynamics with ICT in order to Sustainable Development Goals (SDGs) by the year 2030, especially as it pertains to mitigating income inequality or achieving SDG10 of reducing income inequality within countries and regions.

The remaining part of this study is organized as follows. The next section reviews previous studies. Section 3 provides the model specification data and methodology. While section 4 presents the empirical results and discussion, section 5 provides a conclusion with policy implications.

2. Literature review

2.1 The theoretical link between ICT and income inequality

The neoclassical theory of economic development has been found as an appropriate theory that explains the relationship between ICT and income inequality (Awad, 2022; Ofori et al., 2021). According to this theory, the redistribution of economic prosperity could be enhanced by ICT. Moreover, it has been argued that agricultural productivity could be promoted by ICT. The neoclassical theory has been recently corroborated by Ofori et al. (2021) who have documented that ICT has been used in China, Hong Kong and Japan to alleviate poverty, improve income distribution, social welfare and wages.

2.2 The theoretical link between governance quality and income inequality

Theoretically, good governance has been found to play an important role in promoting economic development (Acemoglu et al., 2004; Acemoglu & Robinson, 2010; North & Douglass, 1989). According to Acemoglu et al. (2004), economic prosperity can be achieved if good economic, political and institutional governance have been considered. As economic freedom occurs from good governance, Acemoglu and Robinson (2010) argued that economic freedom can improve income distribution. Moreover, it has been documented that good governance can promote economic development through efficient resource allocation (Ofori et al., 2022). The authors continue by arguing that political stability and rule of law have to be considered as important factors to improve income distribution (Dossou et al., 2023).

2.3 Empirical studies

2.3.1 Empirical studies on ICT and income inequality

There are several channels in which information technology can improve income distribution. For example, income distribution can be improved by increasing the productivity of ICT which has the power to promote economic growth (Appiah-Otoo & Song, 2021; Awad & Albaity, 2022). According to Awad and Albaity (2022), ICT can promote economic growth, improve social welfare and income distribution as it has the power to increase the productivity of the entire economy. Confirming this fact, Ofori et al. (2021) argued that increasing ICT infrastructure in Africa could contribute to improve the efficiency of an economy and thereby reduce poverty and income inequality. Similarly, it has been noticed that ICT can affect per capita GDP through generating revenue, reducing transaction costs and attracting foreign direct investment. According to Rodríguez-crespo and Martínez-zarzoso (2019), ICT could internationally contribute to firms' expansion through reduced transaction costs as it could be related to uncertainty. As such, it can contribute to expedite economic growth and job opportunities and reduce income inequality. Moreover, the authors argued that increasing ICT could contribute to enhance the efficiency of the logistics process. Moreover, knowledge creation can be accelerated via increasing ICT infrastructure, which in turn can promote economic growth and improve income distribution.

Furthermore, it has been argued that ICT can have a positive impact on economic growth and income distribution through reducing corruption and promoting economic freedom (Awad & Albaity, 2022). [ICT has the power to lessen corruption which can positively affect the government's ability to craft a policy toward the poor people in equitable manner. This fact has been recommended by Xu et al. \(2021\) who documented that reducing corruption could contribute to reduce income inequality and achieve the Sustainable Development Goals \(SDGs\) by 2030.](#) Moreover, improving the interaction between public administration and citizens through ICT can increase accountability which appears to play a crucial role in promoting economic growth and improving income distribution (Ben Ali, 2020).

ICT can contribute to the improvement of income distribution by promoting financial development. As argued by Alshubiri *et al.* (2019), the improvement of ICT infrastructure could contribute to the reduction of costs related to financial

intermediation, in microfinance and commercial institutions, which could be accessible for the poor and therefore contribute to lessening income inequality. Another channel through which ICT can improve income distribution is education. As elucidated by Asongu and Nwachukwu (2018) and Erer *et al.* (2022), inequality in education can be reduced by ICT which contributes to promoting income distribution and inclusive development. Also, as documented by UNESCO (2010), ICT can reduce inequality in education by helping persons with disabilities to receive equitable education, which by extension, could contribute to the improvement of wages and income distribution.

Foreign direct investment is another channel in which ICT can contribute to improve income distribution. For example, Gholami *et al.* (2005) argued that ICT could lower the transaction and production costs related to foreign direct investment, which by extension, could contribute to improve job opportunities, wages, social welfare and reduce income inequality. It has been argued in Yazdan and Hossein (2013) and Ahmad *et al.* (2021) who documented that ICT could contribute to attracting foreign direct investment flows and increase productivity, which could in turn contribute to improve income distribution.

2.2.1 Empirical studies on governance quality and income inequality

As labelled by the former United Nations Secretary Kofi Annan, good governance has been singled out as the most important factor that could help to eradicate poverty, reduce income inequality and promote economic development (Ofori & Asongu, 2021). It has been documented that good governance could contribute to securing property rights, which seem to attract foreign direct investment (Acemoglu *et al.*, 2001). As result, it can contribute to generating job opportunities. Furthermore, the authors argued that good governance seems to minimize distortionary policy toward physical and human capital, which in turn could help to reduce income inequality. According to Ofori and Asongu (2021), good governance has been found to promote accountability which seems to enhance socio-economic development. Moreover, good governance has been documented to promote a business environment which plays an important role in improving income distribution. [According to Appiah-Otoo *et al.* \(2022\), improved institutions or governance can contribute to reduce uncertainties and risk, which could help to attract foreign direct investment. As such, it might contribute](#)

improve social welfare, provide job opportunities and improve income distribution. Similarly, good governance has been found as a prerequisite for infrastructural development, which plays a significant role in income distribution (Appiah et al., 2022). In the same vein, it has been recently documented that better planning and efficiency can be spurred by good governance (Aluko et al., 2023). In the same account, Ofori and Asongu(2021) posited that good governance has been found to improve social welfare, which in turn could contribute to reduce income inequality. It has been argued that the ability of poor to participate in economic activities can be improved by the control of corruption(Dossou et al., 2023).

However, poor governance has been documented to worsen income inequality(Xu et al., 2021). As corruption occurs from poor governance, its increase could retard economic growth and undermine income distribution.According to Xu et al.(2022), corruption seems to reduce the government's ability to provide good policy toward allocating public service. According to Epstein and Gang (2019), poor governance through tax administration is expected to increase tax evasion, which by extension could,for example, contribute to worsening income inequality.

3. Data specification, data and methodology

3.1 Model specification

To unearth the moderating effect of information technology on the governance quality-income inequality, we followed a study by Canh *et al.* (2020) and Asamoah (2021). However, our model is different from these two studies. The first study assesses the influence of ICT on income inequality whereas the second study investigates the impact of governance quality on income inequality. To fill the gap in the economic development literature, the present study examines the moderating role of ICT on the governance quality-income inequality nexus. Theoretically, economic growth and income inequality seem to have an inverted U-shaped relationship, according to Kuznets (1955). Following the underlying theory, the equation can be written as follows:

$$Inequality_{it} = \alpha_0 + \alpha_1 Inequality_{it-1} + \alpha_2 GDPpc_{it} + \alpha_3 GDPpc_{it}^2 + \varepsilon_{it} \quad (1)$$

Where: Inequality is the Atkinson index and Palma; $Inequality_{it-1}$ is the lag of dependent variable; GDPpc is economic growth which is per capita gross domestic

product. Moreover, Nguyen et al. (2020) and Canh et al. (2020) documented that, income distribution can be generated and improved by attracting foreign direct investment, promoting trade liberalization and financial development, enhancing information technology, and improving governance quality. Therefore, the Kuznets model can be extended as follows:

$$Inequality_{it} = \alpha_0 + \alpha_1 Inequality_{it-1} + \alpha_2 GDPpc_{it} + \alpha_3 GDPpc_{it}^2 + \alpha_4 TOP_{it} + \alpha_4 FDI_{it} + \alpha_5 FD_{it} + \alpha_6 ICT_{it} + \alpha_7 Gov_{it} + \varepsilon_{it} \quad (2)$$

Where: TOP is trade openness, which is the sum of imports and exports divided by GDP; FDI is foreign direct investment as percentage of GDP; FD is financial development which is domestic credit to the private sector; ICT is information and communication technology which is internet penetration and mobile penetration; Gov is governance quality, which is control of corruption; governance effectiveness; regulatory quality and rule of law; ε_{it} is error term; $i=42$ and $t=1996-2020$. It is important to note that mobile penetration and the Atkinson index are used respectively, as alternative ICT and income inequality indicators for robustness check.

Further, the second objective of this study is to investigate the joint effect of ICT and governance quality on income inequality. Therefore, Equation 1 can be extended as follows:

$$Inequality_{it} = \alpha_0 + \alpha_1 Inequality_{it-1} + \alpha_2 GDPpc_{it} + \alpha_3 GDPpc_{it}^2 + \alpha_4 TOP_{it} + \alpha_4 FDI_{it} + \alpha_5 FD_{it} + \alpha_6 ICT_{it} + \alpha_7 Gov_{it} + \alpha_8 (ICT \times Gov)_{it} + \varepsilon_{it} \quad (3)$$

Where: $(ICT \times Gov)_{it}$ = the interaction between information technology and governance quality

Considering the equation 2, the net effect of governance quality on income inequality can be computed as follows:

$$\frac{\partial Inequality_{it}}{\partial Gov_{it}} = \alpha_7 + \alpha_8 \overline{ICT_{it}} \quad (4)$$

Where: $\overline{ICT_{it}}$ is the mean value of information technology

3.2 Data

To investigate the moderating effect of ICT on the governance quality-income inequality nexus, 42 sub-Saharan African economies have been considered during the period 1996-2020. While sub-Saharan Africa contains 48 African countries, this study focuses on 42 countries due to data availability constraints. While data on income inequality (Palma ratio and Atkinson index) emanate from the Global Consumption and Income Project, the data on ICT (internet penetration and mobile penetration) and governance quality (control of corruption, governance effectiveness, regulatory quality and rule of law) were obtained from the World Development Indicators (WDIs) and World Governance Indicators (WGIs), respectively. It is important to note that governance quality indicators value range from -2.5 to 2.5, with -2.5 means poor quality of governance and 2.5 reflects good quality of governance. Moreover, Palma ratio value range from 1 to 10, wht 1 denotes low income inequality and 10 means high income inequality. According to Lorente-Bayona et al.(2021), internet penetration has been considered as an important tool to promote e-business which seems to provide job opportunities. Further, Adeleye et al. (2020) argued that the internet and mobile phones have a particular relationship as the internet enables mobile phone users to engage in economic activity. Therefore, following the ICT literature(Adeleye et al., 2020; Lorente-Bayona et al., 2021), we use internet penetration(the number of individuals using the internet per 100 people) and mobile penetration(the number of fixed telephone subscribers per 100 people) as proxies for ICT. Furthermore, this study uses four governance quality indicators, namely: control of corruption, rule of law, regulatory quality and governance effectiveness, which have been used in ICT literature (Adams &Akobeng, 2021).

3.3 Control variables

3.3.1 Economic growth

During his seminal work, Kuznets (1955) theoretically showed that economic growth and income inequality appear to have an inverted U-shaped relationship. According to the author, income inequality increases at the early stage of economic development but later decreases due to the promotion of industrialization, democracy social welfare. The data on economic growth were extracted from the World Development Indicators (WDIs) of the World Bank.

3.3.2 Trade openness

Theoretically, trade has been considered as an important factor to enhance economic growth (Anderson, 2005). Recently, the positive contribution of trade openness to economic growth has been extended to socio-economic development. As argued by Xu *et al.* (2021), an increase in openness could contribute to improve living standard, wages and income distribution. Hence, as trade openness increases, income inequality could decrease. The data on economic growth were retrieved from the World Development Indicators (WDIs) of the World Bank.

3.3.3 Foreign direct investment

Theoretically, foreign direct investment has been considered as major catalyst for economic development (Xu *et al.*, 2021). As it can contribute to promote economic growth through providing job opportunities, Khan and Nawaz (2019) stated that it can contribute to the improvement of income distribution. Thus, increasing foreign direct investment could propel economic growth and reduce income inequality. The data on economic growth were collected from the World Development Indicators (WDIs) of the World Bank.

3.3.4 Financial development

It has been argued that having access to financial services, namely credit facilities could contribute to the improvement of productive capacities of the poor and therefore could contribute to improve income distribution (Olaniyi *et al.*, 2022). Addressing the high cost of borrowing and asymmetric information could contribute to improve income distribution (Ofori *et al.*, 2022). Thus, an increase in financial development could lower income inequality. The data on financial development were gleaned from the World Development Indicators (WDIs) of the World Bank.

3.4 Estimation strategy

To estimate the above model, the study adopted a dynamic system Generalized Method of Moments (GMM) estimation method. System GMM models are more efficient than fixed-effects models when endogeneity concerns are apparent in the data. According to Abid (2017), the efficiency has been proven by the GMM system than the difference GMM estimator. Moreover, the inclusion of lagged outcome variables into the model generates a bias given the correlation between these variables and individual fixed effects that cannot effectively be addressed by time averaging.

Furthermore, in the presence of a small time dimension, System GMM models are preferred to difference GMM techniques, which is consistent with the present study. According to Blundell and Bond (1998), the system GMM has the power to account for the dynamic nature of the model. Moreover, the autocorrelation induced by $Inequality_{it-1}$ can be accounted by system GMM. Similarly, any country- specific fixed effects can be eliminated by system GMM

The use of system GMM in the above model can ensure that there is no second order correlation in the error term: $E[lnInequality_{it} - (\varepsilon_{i,t} - \varepsilon_{i,t-1})] = 0$, $E[lnX_{it} - (\varepsilon_{i,t} - \varepsilon_{i,t-1})] = 0$, where X_{it} represents the explanatory variables.

It also confirms that there is no autocorrelation of country-specific effects with their differences by adding additional moment conditions: $E[(lnInequality_{i,t-1} - lnInequality_{i,t-2})(\mu_i \varepsilon_{it})] = 0$, $E[(lnX_{i,t-1} - lnX_{i,t-2}) - (\mu_i \varepsilon_{it})] = 0$

4. Empirical results and discussion

Tables 1 and 2 disclose respectively the descriptive statistics and correlation matrix. As shown in Table 1, the mean value of the Palma ratio and Atkinson index are 6.574 and 0.706, respectively. This implies that income inequality still remains high in Africa. This corroborates the arguments of Asongu and Odhiambo (2019) who argued that reducing income inequality remains important for developing countries to achieve the Sustainable Development Goals by the year 2030. Moreover, 6.234% and 13.701% are the average value of internet penetration and mobile penetration. Furthermore, -0.581, -0.693, -0.601 and -0.629 are respectively the mean value of control of corruption, governance effectiveness, regulatory quality and rule of law.

Table 1. Descriptive statistics

Variable	Obs	Mean	Std. Dev.	Min	Max
Palma ratio	816	6.574	1.782	2.483	21.789
Atkinson index	816	0.706	0.059	0.444	0.895
Internet penetration	1050	6.234	10.912	0	63.999
Mobile penetration (log)	995	13.701	2.825	2.995	19.134
Control of corruption	882	-0.581	0.618	-1.722	1.2167
Governance effectiveness	882	-0.693	0.608	-1.884	1.056
Regulatory quality	882	-0.601	0.547	-2.297	1.127
Rule of law	882	-0.629	0.628	-2.129	1.077
GDPpc (log)	1041	6.802	1.057	4.630	9.7044
FDI	1050	4.078	7.773	-11.624	103.337
Trade openness	957	68.741	36.751	9.955	311.354
Financial development	931	18.970	22.525	0	142.422

As shown by Figure 2, Mauritius and Seychelles register comparatively the highest values in terms of internet and mobile penetration rates, while Burundi registers the lowest value. Considering income inequality, South Africa, Burkina Faso, Lesotho, Botswana and Zambia comparatively record the highest values while Ethiopia register the lowest value (see Figures 2 and 3).

From the correlation analysis disclosed in Table 2, the results unveil that while information technology and income inequality have a negative correlation, governance quality has a positive correlation with income inequality.

Table 2. Correlation matrix.

	1	2	3	4	5	6	7	8	9	10	11	12
(1)Palma ratio	1											
(2)Atkinson	0.866***	1										
(3)Internet penetration	-0.0419	-0.152***	1									
(4)Mobile penetration	-0.122**	-0.113**	0.304***	1								
(5)Control of corruption	0.307***	0.191***	0.389***	-0.0560	1							
(6)Governance effectiveness	0.194***	0.0767	0.431***	0.0391	0.861***	1						
(7)Regulatory quality	0.241***	0.110*	0.356***	0.135**	0.779***	0.901***	1					
(8)Rule of law	0.170***	0.0673	0.429***	-0.00329	0.889***	0.900***	0.865***	1				
(9)GDPpc	0.112**	0.0486	0.666***	0.266***	0.511***	0.576***	0.495***	0.558***	1			
(10)Foreign direct investment	-0.149***	-0.136**	0.0783	0.0674	0.0401	-0.0362	-0.0779	-0.00908	0.0493	1		
(11)Trade openness	-0.0812	-0.0581	0.292***	-0.0553	0.308***	0.235***	0.105*	0.271***	0.441***	0.342***	1	
(12)Financial development	0.305***	0.182***	0.513***	0.243***	0.537***	0.630***	0.624***	0.562***	0.527***	-0.0438	0.132**	1

*** p<0.01, ** p<0.05, * p<0.1

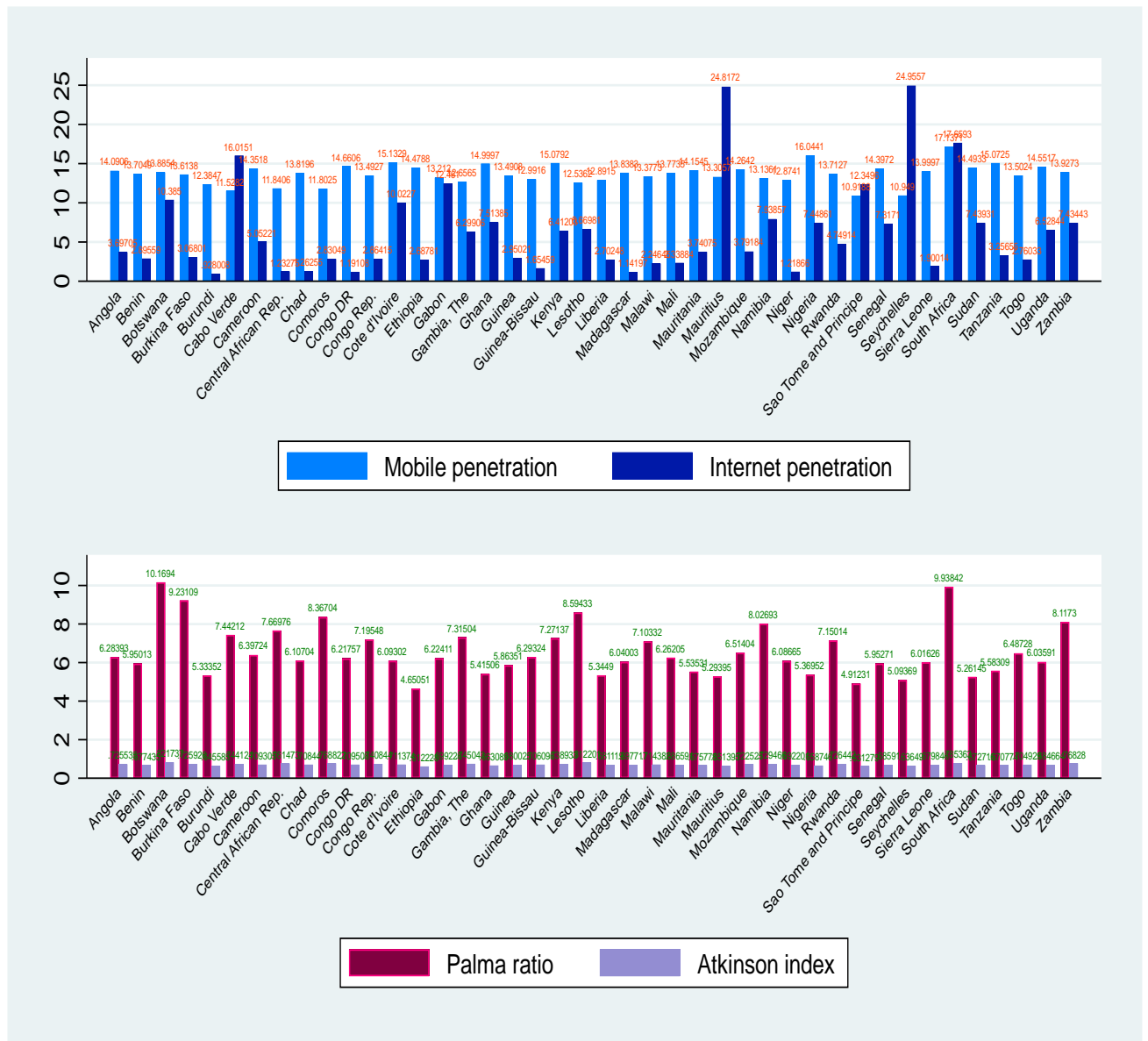


Figure2. Average Within-Country information technology (mobile penetration, internet penetration) and income inequality (Palma ratio and Atkinson index) in sub-Saharan African, 1996-2020.

Sources: Authors' computation based on data set from World Development Indicators and Global Consumption and Income Project.

Note: Internet penetration (the number of individuals using the internet per 100 people) and mobile penetration (the number of fixed telephone subscribers per 100 people).

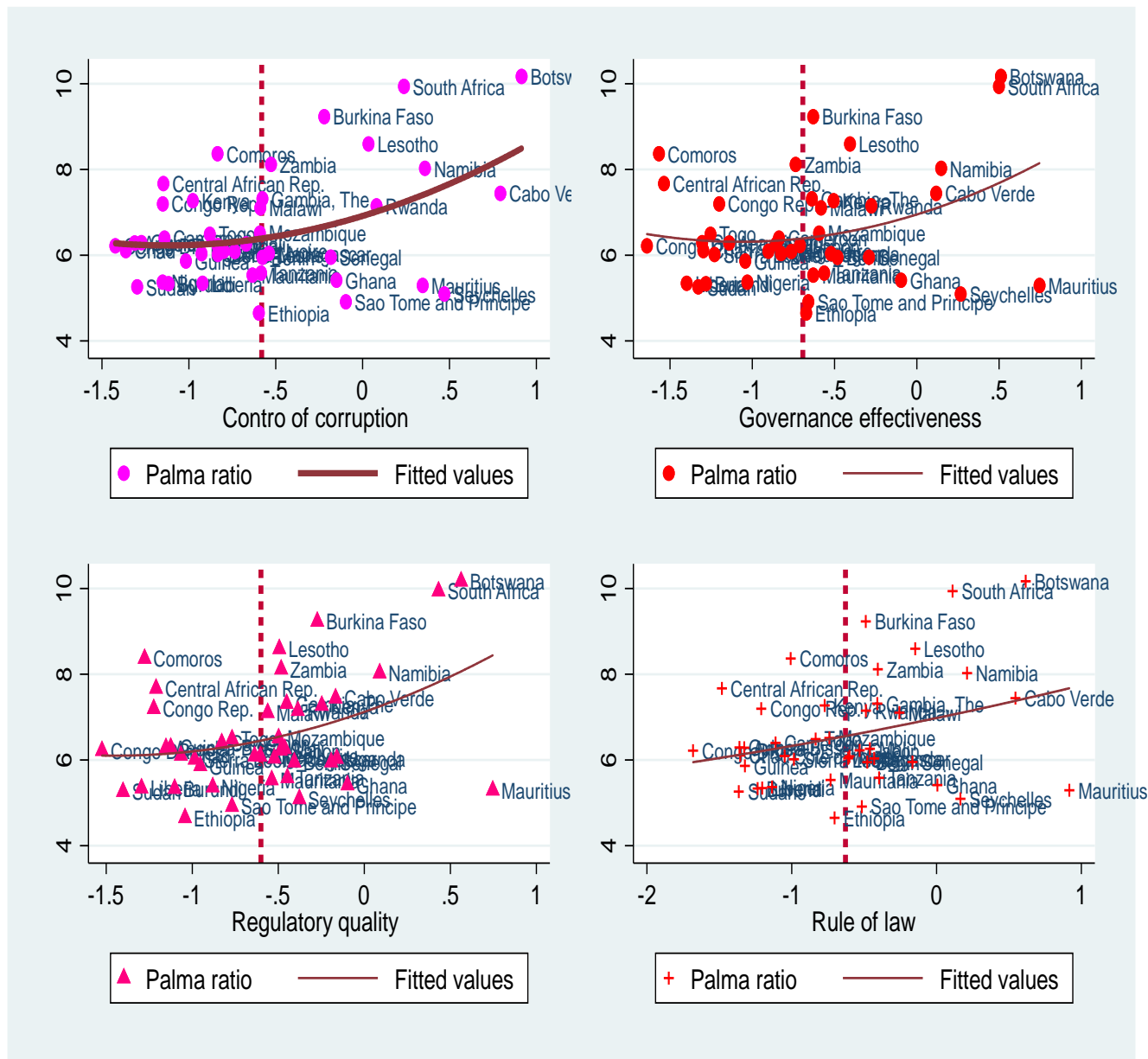


Figure3. The relationship between income inequality (Palma ratio) and governance quality in sub-Saharan African countries, 1996-2020

Sources: Authors' computation based on data set from World Governance Indicators and Global Consumption and Income Project.

Note: Palma ratio value range from 1 to 10, whit 1 denotes low income inequality and 10 means high income inequality; governance quality indicators value range from - 2.5 to 2.5, with -2.5 means poor quality of governance and 2.5 reflects good quality of governance

4.2 GMM results on the combined effect of governance quality and ICT on income inequality in sub-Saharan African economies

The combined effects of ICT and governance quality on income inequality are disclosed in Table 3. The results in Column 1 indicate that economic growth and its squared term have significant positive and negative effects, respectively. This revealed an inverted U-shaped relationship between economic growth and income inequality. This supports the theory of Kuznets (1955) who postulated that income inequality worsens at the early stage of economic development, but later it lessens due to the promote of democracy, industrialization and urbanization which contribute to improve welfare. Our result is consistent with Meniago and Asongu (2018) who investigated the influence of economic growth on income inequality using Kuznets theory in 48 African economies.

Trade significantly and positively influences income inequality. This indicates that as trade increases, income inequality also increases. The implication of this results is that trade in Africa undermines economic growth which by extension, undermines income distribution in the continent. This is evidence of the non-diversification of African trade which continues to hamper income distribution in the continent. This corroborates the findings of Xu *et al.* (2021) who examined the influence of foreign direct investment and trade openness on income inequality in 38 sub-Saharan African countries. This results also are inconsistent with the argument of Acheampong *et al.* (2022) who posit that trade liberalization could spur economic growth by promoting technology transfer and creating job opportunities.

The results also show that financial development significantly undermines income distribution in Africa. This means that increasing financial development could contribute to the exacerbation of income inequality. This is not surprising given the fact that the rich benefit more from financial development compared to the poor. As such, it may lead to the increase of income inequality in Africa. As the quality of institutions remains poor, financial development could benefit the rich and elites who have strong political connections. Hence, it may contribute to the exacerbation of income inequality. Moreover, our finding can be corroborated by Aslan *et al.* (2017) who have argued that financial imperfection can lead to more capital outflows which could increase income inequality. Similarly, the authors have argued that financial imperfection can lead to the increase of information and transaction costs which could contribute to worsening income inequality.

However, the results reveal that foreign direct investment improves wages and income distribution in the continent. The implication of this result is that foreign direct investment could play a significant role in improving economic growth and reducing income inequality through jobs opportunities. Similarly, our result is consistent with Huynh (2021) who argued that foreign direct investment could contribute to the promotion economic integration which will to propel trade liberalization and improve income distribution. Similar results were found by Xu *et al.* (2021) who argued that foreign direct investment has the potential to promote export diversification which could play a significant role in promoting economic growth and improving income distribution.

Table 3. GMM results on the combined effect of ICT and governance quality on income inequality (Dependent variable: Palma ratio)

	(1)	(2)	(3)	(4)	(5)	(6)	(7)	(8)	(9)	(10)
L.palma	0.841*** (0.00264)	0.838*** (0.00389)	0.904*** (0.00224)	0.893*** (0.00453)	0.913*** (0.00238)	0.898*** (0.00230)	0.883*** (0.00512)	0.857*** (0.00337)	0.870*** (0.00358)	0.867*** (0.00617)
Economic growth	0.987*** (0.104)	0.556*** (0.153)	1.038*** (0.0757)	1.226*** (0.118)	0.850*** (0.0699)	0.889*** (0.0730)	0.981*** (0.158)	0.233** (0.0996)	0.436*** (0.117)	0.479*** (0.177)
Square of economic growth	-0.0755*** (0.00809)	-0.0414*** (0.0121)	-0.0751*** (0.00527)	-0.0897*** (0.00894)	-0.0622*** (0.00541)	-0.0654*** (0.00523)	-0.0693*** (0.0113)	-0.0173** (0.00724)	-0.0311*** (0.00817)	-0.0335*** (0.0129)
Trade openness	0.000927*** (0.000169)	0.000178 (0.0000901)	0.00125*** (0.000166)	0.000949*** (0.000132)	0.000699** (0.000202)	0.00111*** (0.000148)	0.000813*** (0.000155)	0.000466*** (0.000174)	0.000149 (0.000167)	0.000687*** (0.000161)
Foreign direct investment	-0.00191*** (0.000414)	-0.00171*** (0.000255)	-0.00187*** (0.000322)	-0.00182*** (0.000175)	-0.00134*** (0.000176)	-0.00192*** (0.000295)	-0.00165*** (0.000247)	-0.00173*** (0.000300)	-0.00107*** (0.000211)	-0.00193*** (0.000335)
Financial development	0.00857*** (0.000809)	0.00989*** (0.00122)	0.00129*** (0.000418)	0.000811 (0.000629)	0.00438*** (0.000715)	0.00220*** (0.000460)	0.00376*** (0.000530)	0.00844*** (0.000483)	0.0121*** (0.000317)	0.00701*** (0.000540)
Internet penetration		-0.00903*** (0.000908)					-0.00634*** (0.000529)	-0.0115*** (0.000555)	-0.0126*** (0.000464)	-0.00931*** (0.000522)
Control of corruption			-0.00565 (0.0139)				0.0379 (0.0261)			
Governance effectiveness				0.101*** (0.0198)				0.1476** (0.0137)		
Regulatory quality					0.161*** (0.0280)				0.115*** (0.000)	
Rule of law						-0.00977 (0.00576)				0.00792 (0.0171)
Internet penetration × control of corruption							0.00184 (0.00123)			
Internet penetration × governance effectiveness								-0.00802*** (0.000572)		
Internet penetration × regulatory quality									-0.00584*** (0.000881)	
Internet penetration × rule of law										-0.00246 (0.00140)
Constant	-2.387*** (0.345)	-0.938 (0.512)	-3.026*** (0.280)	-3.439*** (0.386)	-2.533*** (0.252)	-2.439*** (0.262)	-2.721*** (0.557)	0.0522 (0.358)	-0.907* (0.423)	-0.937 (0.616)
Observations	629	629	535	535	535	535	535	535	535	535
AR (2) p –value	0.195	0.255	0.156	0.310	0.298	0.303	0.335	0.349	0.330	0.346
Hansen test p-value	0.657	0.694	0.742	0.684	0.787	0.864	0.770	0.922	0.896	0.901
Instruments	32	34	34	34	34	34	34	34	34	34
Number of countries	41	41	41	41	41	40	37	37	37	37
Wald statistics	30656.49***	106545.41***	263268.44***	43281.55***	54911.61***	40124.32***	26591.83***	54300.32***	30023.65***	43291.82***
Wald P-value	0.000	0.000	0.000	0.000	0.000	0.000	0.000	0.000	0.000	0.000

Standard errors in parentheses *** p<0.01, ** p<0.05, * p<0.1

Further, we embark with the first objective of this study (see Columns 2-5). First, we found that ICT (internet penetration) significantly improves income distribution. This supports the original work of Solow (1957) who documented that the promotion of technology could contribute to the enhancement of economic growth and productivity which by extension, could contribute to improve income distribution. Also, our results support the argument of Awad and Albaity (2022) who posited that increasing ICT could contribute to promote economic growth by improving the efficiency of markets, stimulating investment, and improving wages and income distribution. Our results also support the argument of Tchamyau *et al.* (2019) who maintained that the promotion of ICT in the education sector could contribute to improve wages, social welfare and income distribution. Similarly, our results support the view of Njangang *et al.* (2021) who postulated that the intervention of ICT in the financial sector could contribute to improve the quality of life of the poor as they can easily have access to financial services. Moreover, the authors argued that ICT can reduce asymmetric information and allow the poor to have access to better information.

However, the coefficient of governance quality, namely governance effectiveness and control of corruption are positive and significant, signifying as governance quality increases in Africa, income inequality also increases. This is not surprising given the fact that the quality of institutions in Africa still remains poor (Kunawotor *et al.*, 2020). Our results have been corroborated by the argument of Xu *et al.* (2021) who argued that increasing corruption in the African continent has undermined the policy towards reducing income inequality and improving social welfare and income distribution. This results support the view of Xu *et al.* (2022) who posited that the failure of African governments to control corruption has limited the flow of foreign direct investment and retarded economic growth which by extension, could undermine the improvement of income distribution.

Most interestingly, the coefficients of the interaction of governance quality and ICT enter with positive and significant impacts. It means that ICT could exert a significant influence on governance quality to minimize income inequality. Our result is consistent with Awad and Albaity (2022) who noticed that ICT could promote economic freedom which by extension, could contribute to improve wages, social welfare and income distribution in developing countries. As argued by Sami *et al.* (2017), the promotion of ICT in developing nations could contribute to reducing

corruption which could enhance economic growth and lessen income inequality. As corruption is more related to tax evasion, the improvement of ICT infrastructure and its involvement in governance could efficiently improve tax collection which by extension, could contribute to addressing and lessening income inequality. This results support the idea of Ben Ali (2020) who argued that the interaction of ICT and governance could increase accountability from politicians which could enhance income distribution. As reported by the World Bank, ICT use is expected to solve certain problems, namely low technical quality which has been created by the promotion of corruption. These results have been corroborated by the Brookings Institutions, which documented that the advent of ICT in recent years and its effect on government have contributed to the betterment of democracy which plays a significant role in promoting income distribution (Ingram & Dooley, 2021). Following this result, the net effect of governance quality on income inequality can be computed as follows:

Considering Column 8, the net effect of governance quality on income inequality is

$$\frac{\partial Inequality_{it}}{\partial Gov_{it}} = \alpha_7 + \alpha_8 \overline{ICT_{it}} = (0.1476) + [(-0.00802) \times (6.234)] = 0.1 \text{score}$$

Where 0.1476 represents the unconditional impact of governance quality (governance effectiveness) on income inequality; -0.00802 depicts the conditional impact of governance quality on income inequality; 6.234 reflects the mean value of ICT.

Considering Column 9, the net effect of governance quality on income inequality is

$$\frac{\partial Inequality_{it}}{\partial Gov_{it}} = \alpha_7 + \alpha_8 \overline{ICT_{it}} = (0.115) + [(-0.00584) \times (6.234)] = 0.078 \text{score}$$

Where: 0.115 is the unconditional effect of governance quality (regulatory quality) on income inequality; -0.00584 is conditional effect of governance quality on income inequality; 0.234 reflects the mean value of ICT.

Given that the net effects are positive. We compute ICT thresholds at which the positive incidence of governance on income inequality is completely mitigated.

$$\text{Threshold for internet penetration (Column 8)} = \frac{0.1476}{0.00802} = 18.4 \%$$

$$\text{Threshold for internet penetration (Column 9)} = \frac{0.115}{0.00584} = 19.7 \%$$

In the light of the above, internet penetration thresholds of respectively 18.4 and 19.7 per 100 people are needed to completely dampen the unfavourable effects of the corresponding governance dynamics on income inequality. It follows that above the computed thresholds, the internet can effectively moderate governance for favourable income redistribution outcomes.

4.3 Robustness check

4.3 1 Robustness check1

In order to evaluate the robustness of this study, we used an alternative income inequality measure, namely Atkinson index. The results, as disclosed in Table 4, are similar to the estimation results when we use Palma as a proxy for income inequality. Therefore, the threshold can be computed as follows.

$$\text{Threshold for internet penetration (Column 8)} = \frac{0.00344}{0.0000695} = 4.95\%$$

In the light of the above, internet penetration thresholds of 4.96 per 100 people are needed to completely dampen the unfavourable effects of the corresponding governance dynamics on income inequality. It follows that above the computed thresholds, the internet can effectively moderate governance for favourable income redistribution outcomes.

4.3 2Robustness check2

the robustness of this study has been checked by using another ICT indicator, namely mobile penetration. As shown in Table 5, the results remained unchanged compared to previous results. Hence, the threshold can be computed as follows

$$\text{Threshold for mobile penetration (Column 7)} = \frac{0.165}{0.0103} = 16.01\%$$

$$\text{Threshold for mobile penetration (Column 9)} = \frac{0.342}{0.0131} = 26.11\%$$

In the light of the above, mobile penetration thresholds of respectively 16.01 and 26.11 per 100 people are needed to completely dampen the unfavourable effects of the

corresponding governance dynamics on income inequality. It follows that above the computed thresholds, the mobile can effectively moderate governance for favourable income redistribution outcomes.

Table 4. Robustness check 1

	(1)	(2)	(3)	(4)	(5)	(6)	(7)	(8)	(9)	(10)
L.Atkinson index	0.985*** (0.00349)	0.968*** (0.00297)	1.053*** (0.00792)	1.025*** (0.0118)	1.070*** (0.00725)	1.046*** (0.00689)	1.007*** (0.00350)	1.011*** (0.00411)	1.013*** (0.00422)	0.998*** (0.00258)
Economic growth	0.0439*** (0.00248)	0.0383*** (0.00315)	0.0353*** (0.00695)	0.0480*** (0.00383)	0.0323*** (0.00592)	0.0332*** (0.00519)	0.0458*** (0.00289)	0.0384*** (0.00427)	0.0356*** (0.00294)	0.0376*** (0.00372)
Square of economic growth	-0.00324*** (0.000183)	-0.00285*** (0.000246)	-0.00258*** (0.000508)	-0.00343*** (0.000259)	-0.00235*** (0.000448)	-0.00243*** (0.000369)	-0.00327*** (0.000209)	-0.00277*** (0.000330)	-0.00257*** (0.000209)	-0.00266*** (0.000267)
Trade openness	0.00000995** (0.00000432)	-0.00000471 (0.00000371)	0.00000450 (0.00000524)	0.00000463 (0.00000468)	0.0000119 (0.00000684)	0.00000384 (0.00000609)	-0.00000844*** (0.00000302)	-0.00000294 (0.00000596)	0.00000555 (0.00000499)	-0.00000632 (0.00000481)
Foreign direct investment	-0.000110*** (0.0000294)	-0.000116*** (0.0000333)	-0.0000648** (0.0000252)	-0.0000917*** (0.0000105)	-0.0000277 (0.0000293)	-0.0000446*** (0.0000171)	-0.0000830** (0.0000232)	-0.0000743*** (0.0000138)	-0.0000945** (0.0000387)	-0.0000911*** (0.0000228)
Financial development	0.000226*** (0.0000221)	0.000255*** (0.0000192)	0.0000275 (0.0000218)	-0.0000170 (0.0000227)	0.0000704*** (0.0000269)	0.0000310* (0.0000182)	0.0000689*** (0.0000163)	0.0000639** (0.0000209)	0.000162*** (0.0000135)	0.0000555*** (0.0000215)
Internet penetration		-0.000136*** (0.0000121)					-0.000137*** (0.00000887)	-0.000146*** (0.0000166)	-0.000172*** (0.0000213)	-0.000156*** (0.0000115)
Control of corruption			0.00140 (0.000809)				0.00128*** (0.000357)			
Governance effectiveness				0.00448*** (0.000406)				0.00344*** (0.000676)		
Regulatory quality					-0.00212** (0.000637)				0.0000562 (0.000328)	
Rule of law						0.000732 (0.000737)				0.00182*** (0.000249)
Internet penetration × control of corruption							0.0000142 (0.0000167)			
Internet penetration × governance effectiveness								-0.0000695*** (0.0000194)		
Internet penetration × regulatory quality									-0.0000633** (0.0000230)	
Internet penetration × rule of law										0.0000640 (0.0000355)
Constant	-0.140*** (0.00915)	-0.107*** (0.0121)	-0.156*** (0.0190)	-0.180*** (0.0163)	-0.162*** (0.0155)	-0.144*** (0.0147)	-0.161*** (0.00842)	-0.136*** (0.0132)	-0.133*** (0.00943)	-0.127*** (0.0129)
Observations	629	629	535	535	535	535	535	535	535	535
AR (2) p –value	0.318	0.295	0.100	0.218	0.090	0.060	0.296	0.401	0.339	0.243
Hansen test p-value	0.565	0.777	0.468	0.871	0.799	0.733	0.984	0.986	0.950	0.953
Instruments	30	29	29	29	29	29	29	29	29	29
Number of countries	40	40	40	40	40	40	37	37	37	37
Wald statistics	30656.49***	32446.86***	45321.64***	53241.87***	54324.71***	43298.73***	31296.97***	43217.75***	52891.72***	43291.98***

Wald P-value	0.000	0.000	0.000	0.000	0.000	0.000	0.000	0.000	0.000	0.000
Standard errors in parentheses *** p<0.01, ** p<0.05, * p<0.1										

Table 5. Robustness check 1

	(1)	(2)	(3)	(4)	(5)	(6)	(7)	(8)	(9)	(10)
L.palma	0.841*** (0.00264)	0.838*** (0.00230)	0.904*** (0.00224)	0.893*** (0.00453)	0.913*** (0.00238)	0.898*** (0.00230)	0.881*** (0.00445)	0.878*** (0.00496)	0.883*** (0.00326)	0.873*** (0.00667)
Economic growth	0.987*** (0.104)	1.377*** (0.0949)	1.038*** (0.0757)	1.226*** (0.118)	0.850*** (0.0699)	0.889*** (0.0730)	2.098*** (0.160)	1.688*** (0.202)	1.988*** (0.178)	1.813*** (0.191)
Square of economic growth	-0.0755*** (0.00809)	-0.103*** (0.00676)	-0.0751*** (0.00527)	-0.0897*** (0.00894)	-0.0622*** (0.00541)	-0.0654*** (0.00523)	-0.144*** (0.0118)	-0.119*** (0.0143)	-0.136*** (0.0129)	-0.125*** (0.0140)
Trade openness	0.000927*** (0.000169)	0.00100*** (0.000149)	0.00125*** (0.000166)	0.000949*** (0.000132)	0.000699*** (0.000202)	0.00111*** (0.000148)	0.00164*** (0.000208)	0.00110*** (0.000231)	0.00101*** (0.000360)	0.00120*** (0.000269)
Foreign direct investment	-0.00191*** (0.000414)	-0.00216*** (0.000432)	-0.00187*** (0.000322)	-0.00182*** (0.000175)	-0.00134*** (0.000176)	-0.00192*** (0.000295)	-0.000398 (0.000319)	-0.00121*** (0.000276)	-0.000683* (0.000272)	-0.000915*** (0.000261)
Financial development	0.00857*** (0.000809)	0.00955*** (0.000488)	0.00129*** (0.000418)	0.000811 (0.000629)	0.00438*** (0.000715)	0.00220*** (0.000460)	0.00254*** (0.000614)	0.00227* (0.000873)	0.00533*** (0.000890)	0.00428*** (0.000911)
Internet penetration		-0.0128*** (0.00260)					-0.0312*** (0.00401)	-0.0242** (0.00817)	-0.0322*** (0.00610)	-0.0367*** (0.00474)
Control of corruption			-0.00565 (0.0139)				-0.165*** (0.0585)			
Governance effectiveness				0.101*** (0.0198)				0.0428 (0.0367)		
Regulatory quality					0.161*** (0.0280)				-0.342*** (0.0432)	
Rule of law						-0.00977 (0.00576)				-0.0935*** (0.0351)
Internet penetration × control of corruption							0.0103** (0.00423)			
Internet penetration × governance effectiveness								0.000797 (0.00264)		
Internet penetration × regulatory quality									0.0131*** (0.00308)	
Internet penetration × rule of law										0.00211 (0.00306)
Constant	-2.387*** (0.345)	-3.558*** (0.323)	-3.026*** (0.280)	-3.439*** (0.386)	-2.533*** (0.252)	-2.439*** (0.262)	-6.447*** (0.568)	-4.825*** (0.675)	-6.187*** (0.569)	-5.304*** (0.641)
Observations	629	604	535	535	535	535	523	523	523	523
AR (2) p –value	0.195	0.183	0.304	0.310	0.298	0.303	0.301	0.302	0.292	0.300
Hansen test p-value	0.657	0.863	0.742	0.684	0.787	0.864	0.861	0.933	0.876	0.887
Instruments	32	31	31	31	31	31	31	31	31	31
Number of countries	40	40	40	40	40	40	37	37	37	37
Wald statistics	44674.43***	54321.77***	53521.64***	13233.11***	65214.74***	44421.73***	44763.95***	37892.75***	33291.32***	44327.54***
Wald P-value	0.000	0.000	0.000	0.000	0.000	0.000	0.000	0.000	0.000	0.000

Standard errors in parentheses *** p<0.01, ** p<0.05, * p<0.1

5. Conclusion and policy implications

This study investigates the moderating effect of ICT on the governance quality-income inequality nexus for a panel of 42 sub-Saharan African countries over the period 1996-2020. To account for the issue of endogeneity, the generalized method of moments (GMM) estimation technique has been used. The results reveal that while governance quality has an increasing impact on income inequality, information technology has a decreasing influence on income inequality. Interestingly, the results show that ICT exerts a positive influence on governance quality which mitigates income inequality.

Based on these findings, some policy implications have been provided. First, as ICT development is critical for overall economic development and income distribution, governments and policy makers in Africa need to expand ICT infrastructure in the continent. Provisions of basic ICT services for majority of the population will enable the better access to information, demands better services from the government and also creates job opportunities. In this case, promotion of private sector involvement in the ICT service industry is critical to expand and improve ICT quality.

Second, achieving sustainable economic development and fair distribution of income in Africa demands improvements of governance standards. This is critical because as shown in the study, poor governance and higher levels of corruption exacerbate income inequality in Africa. Hence, it is important to control corruption and promote good governance in order to attract foreign direct investments, achieve economic growth and income distributions. Institutional reform and strong commitment to fighting corruption are critical in order to promote both economic development and income distribution. Additionally, governments and policymakers should adopt sound macroeconomic policies which promote pro-poor economic growth, and attract foreign direct investment in the continent. These are key factors in providing job opportunities and reducing income inequality.

Finally, given that this study solely focuses on developing countries of Africa, future research should consider comparative analyses with other developing nations from Asia or Latin America. Additionally, country-specific studies using long time series data are necessary to demonstrate the locational level of determinants and magnitude of ICT impacts on income inequality.

References

- Abid, M. (2017). Does economic, financial and institutional developments matter for environmental quality? A comparative analysis of EU and MEA countries. *Journal of Environmental Management*, 188(2), 183–194.
<https://doi.org/10.1016/j.jenvman.2016.12.007>
- Acemoglu, D., & Johnson, S. (2005). Unbundling institutions. *Journal of Political Economy*, 113(5), 949–995. <https://doi.org/10.1086/432166>
- Acemoglu, D., Johnson, S., & Robinson, J. (2004). Institutions as the Fundamental Cause of Long-Run Growth. *NBER Working Paper No. 10481*.
- Acemoglu, D., Johnson, S., & Robinson, J. A. (2001). The colonial origins of comparative development: An empirical investigation: Reply. *American Economic Review*, 102(6), 3077–3110. <https://doi.org/10.1257/aer.102.6.3077>
- Acemoglu, D., Johnson, S., Robinson, J., & Thaicharoen, Y. (2003). Institutional causes, macroeconomic symptoms: Volatility, crises and growth. *Journal of Monetary Economics*, 50(1), 49–123. [https://doi.org/10.1016/S0304-3932\(02\)00208-8](https://doi.org/10.1016/S0304-3932(02)00208-8)
- Acemoglu, D., & Robinson, J. A. (2010). *Economic History of Developing Regions WHY IS AFRICA POOR ?* (January 2015), 37–41.
<https://doi.org/10.1080/20780389.2010.505010>
- Acheampong, A. O., Dzator, J., Dzator, M., & Salim, R. (2022). Unveiling the effect of transport infrastructure and technological innovation on economic growth , energy consumption and CO 2 emissions. *Technological Forecasting & Social Change*, 182(June), 121843. <https://doi.org/10.1016/j.techfore.2022.121843>
- Adam, I. O. (2020). Examining E-Government development effects on corruption in Africa: The mediating effects of ICT development and institutional quality. *Technology in Society*, 61(February), 101245.
<https://doi.org/10.1016/j.techsoc.2020.101245>
- Adams, S., & Akobeng, E. (2021). ICT, governance and inequality in Africa. *Telecommunications Policy*, 45(10), 102198.
<https://doi.org/10.1016/j.telpol.2021.102198>

- Adeleye, B. N., Adedoyin, F., & Nathaniel, S. (2020). The criticality of ICT-trade nexus on economic and inclusive growth. *Information Technology for Development*, 0(0), 1–21. <https://doi.org/10.1080/02681102.2020.1840323>
- Adeleye, N., & Eboagu, C. (2019). Evaluation of ICT development and economic growth in Africa. *NETNOMICS: Economic Research and Electronic Networking*, 31–53. <https://doi.org/10.1007/s11066-019-09131-6>
- Ahmad, S., Khan, D., & Haq, I. (2021). Assessing the role of information and communication technology in reducing the gap between rich and poor : the case of South Asia. *International Journal of Social Economics*. <https://doi.org/10.1108/IJSE-10-2021-0638>
- Ajide, K. B., & Alimi, O. Y. (2021). Income inequality, human capital and terrorism in Africa: Beyond exploratory analytics. *International Economics*, 165(January), 218–240. <https://doi.org/10.1016/j.inteco.2021.01.003>
- Alshubiri, F., Jamil, S. A., & Elheddad, M. (2019). The impact of ICT on financial development: Empirical evidence from the Gulf Cooperation Council countries. *International Journal of Engineering Business Management*, 11, 1–14. <https://doi.org/10.1177/1847979019870670>
- Aluko, O. A., Opoku, E. E. O., Ibrahim, M., & Kufuor, N. K. (2023). Put on the light ! Foreign direct investment , governance and access. *Energy Economics*, 119(January), 106563. <https://doi.org/10.1016/j.eneco.2023.106563>
- Anderson, E. (2005). Openness and inequality in developing countries: A review of theory and recent evidence. *World Development*, 33(7), 1045–1063. <https://doi.org/10.1016/j.worlddev.2005.04.003>
- Appiah-Otoo, I., Chen, X., Song, N., & Dumor, K. (2022). Financial development, institutional improvement, poverty reduction: the multiple challenges in West Africa. *Journal of Policy Modeling*, 44(6), 1296–1312. <https://doi.org/10.1016/j.jpolmod.2022.11.002>
- Appiah-Otoo, I., & Song, N. (2021). The impact of ICT on economic growth- Comparing rich and poor countries. *Telecommunications Policy*, 45(2), 102082. <https://doi.org/10.1016/j.telpol.2020.102082>

- Appiah, M., Onifade, S. T., & Gyamfi, B. A. (2022). Building Critical Infrastructures: Evaluating the Roles of Governance and Institutions in Infrastructural Developments in Sub-Sahara African Countries. *Evaluation Review*, (May), 0193841X2211003. <https://doi.org/10.1177/0193841x221100370>
- Asamoah, L. A. (2021a). *Institutional Quality and Income Inequality in Developing Countries : A Dynamic Panel Threshold Analysis*. 2, 123–143. <https://doi.org/10.1177/14649934211016715>
- Asamoah, L. A. (2021b). Institutional Quality and Income Inequality in Developing Countries: A Dynamic Panel Threshold Analysis. *Progress in Development Studies*, 21(2), 123–143. <https://doi.org/10.1177/14649934211016715>
- Aslan, G., Deléchat, C., Newiak, M., & Yang, F. (2017). Inequality in Financial Inclusion and Income Inequality. *IMF Working Papers*, 17(236), 1. <https://doi.org/10.5089/9781484324905.001>
- Asongu, S. A., & Nwachukwu, J. C. (2018). Educational quality thresholds in the diffusion of knowledge with mobile phones for inclusive human development in sub-Saharan Africa. *Technological Forecasting and Social Change*, 129(September 2017), 164–172. <https://doi.org/10.1016/j.techfore.2018.01.004>
- Asongu, S. A., & Odhiambo, N. M. (2019). How enhancing information and communication technology has affected inequality in Africa for sustainable development : An empirical investigation. *Sustainable Development*, (December 2018), 1–10. <https://doi.org/10.1002/sd.1929>
- Awad, A. (2022). Information and communication technologies role in alleviating poverty in Sub-Saharan Africa: Impacts and transmission channels. *Sustainable Development*, 2018(June), 1–17. <https://doi.org/10.1002/sd.2447>
- Awad, A., & Albaity, M. (2022). ICT and economic growth in Sub-Saharan Africa: Transmission channels and effects. *Telecommunications Policy*, (March), 102381. <https://doi.org/10.1016/j.telpol.2022.102381>
- Ben Ali, M. S. (2020). Does ICT promote democracy similarly in developed and developing countries? A linear and nonlinear panel threshold framework. *Telematics and Informatics*, 50, 101382.

<https://doi.org/10.1016/j.tele.2020.101382>

- Blundell, R., & Bond, S. (1998). Initial conditions and moment restrictions in dynamic panel data models. *Journal of Econometrics*, 87(1), 115–143.
[https://doi.org/10.1016/S0304-4076\(98\)00009-8](https://doi.org/10.1016/S0304-4076(98)00009-8)
- Canh, N. P., Schinckus, C., & Thanh, S. D. (2020). The natural resources rents: Is economic complexity a solution for resource curse? *Resources Policy*, 69(May), 101800. <https://doi.org/10.1016/j.resourpol.2020.101800>
- Canh, N. P., Schinckus, C., Thanh, S. D., & Hui Ling, F. C. (2020). Effects of the internet, mobile, and land phones on income inequality and The Kuznets curve: Cross country analysis. *Telecommunications Policy*, 44(10), 102041.
<https://doi.org/10.1016/j.telpol.2020.102041>
- Dossou, Amègnonna, T. M., Emmanuelle, N. K., Bekun, F. V., & Eoulam, A. O. (2021). Exploring the linkage between tourism , governance quality , and poverty reduction in Latin America. *Tourism Economics*, 0(555), 1–25.
<https://doi.org/10.1177/13548166211043974>
- Dossou, T. A. M., Kambaye, E. N., Berhe, M. W., & Alinsato, A. S. (2023). Toward efforts to lessen income inequality in Asia : Exploring synergies between tourism and governance quality. *Tourism Management Perspectives*, 46(January).
<https://doi.org/10.1016/j.tmp.2023.101086>
- Epstein, G. S., & Gang, I. N. (2019). Inequality, good governance, and endemic corruption. *International Tax and Public Finance*, 26(5), 999–1017.
<https://doi.org/10.1007/s10797-019-09542-z>
- Erer, E., & Erer, D. (2022). *Internet access and its role on educational inequality during the COVID-19 pandemic*. 46(April).
<https://doi.org/10.1016/j.telpol.2022.102353>
- Fang, J., Gozgor, G., Paramati, S. R., & Wu, W. (2020). The impact of tourism growth on income inequality: Evidence from developing and developed economies. *Tourism Economics*. <https://doi.org/10.1177/1354816620934908>
- Gholami, R., Sang-Vong Tom, L., & Heshmati, A. (2005). *The causal relationship between ICT and FDI* (Vol. 7). Retrieved from

<https://www.econstor.eu/dspace/bitstream/10419/63535/1/500777314.pdf>

- Grossman, G. M., & Helpman, E. (2018). Growth, Trade, and Inequality. *Econometrica*, 86(1), 37–83.
- Gupta, S., Davoodi, H., & Alonso-Terme, R. (2002). Does Corruption Affect Income Inequality and Poverty? *Economics of Governance*, (3), 1. <https://doi.org/10.5089/9781451849844.001>
- Huynh, C. M. (2021). Foreign direct investment and income inequality: Does institutional quality matter? *The Journal of International Trade & Economic Development*, 1–13. <https://doi.org/10.1080/09638199.2021.1942164>
- Keneck-Massil, J., Nomo-Beyala, C., & Owoundi, F. (2021). The corruption and income inequality puzzle: Does political power distribution matter? *Economic Modelling*, 103(April 2020), 105610. <https://doi.org/10.1016/j.econmod.2021.105610>
- Khan, I., & Nawaz, Z. (2019). Trade, FDI and income inequality: empirical evidence from CIS. *International Journal of Development Issues*, 18(1), 88–108. <https://doi.org/10.1108/IJDI-07-2018-0107>
- Kossow, N., & Kukutschka, R. M. B. (2017). Civil society and online connectivity: controlling corruption on the net? *Crime, Law and Social Change*, 68(4), 459–476. <https://doi.org/10.1007/s10611-017-9696-0>
- Kunawotor, M. E., Bokpin, G. A., & Barnor, C. (2020). Drivers of income inequality in Africa: Does institutional quality matter? *African Development Review*, (2015), 1–12. <https://doi.org/10.1111/1467-8268.12473>
- Kuznets, S. (1955). Economic Growth and Income Inequality. *The American Economic Review*, 45(1), 1–28.
- Kwesi Ofori, I., & Asongu, S. (2021). ICT Diffusion, Foreign Direct Investment and Inclusive Growth in Sub-Saharan Africa. In *SSRN Electronic Journal*. <https://doi.org/10.2139/ssrn.3846828>
- Lankisch, C., Prettnner, K., & Prskawetz, A. (2019). How can robots affect wage inequality? *Economic Modelling*, 81(December 2018), 161–169. <https://doi.org/10.1016/j.econmod.2018.12.015>

- Lorente-Bayona, L. V., Gras-Gil, E., & Moreno-Enguix, M. del R. (2021). Internet penetration and international travel and tourism expenditure: The role of foreign exchange control. *Tourism Economics*, 135481662110278. <https://doi.org/10.1177/13548166211027839>
- Meniago, C., & Asongu, S. A. (2018). Revisiting the finance-inequality nexus in a panel of African countries. *Research in International Business and Finance*, 46, 399–419. <https://doi.org/10.1016/j.ribaf.2018.04.012>
- Muinelo-gallo, L. (2022). Business cycles and redistribution : the role of government quality. *Economic Systems*, (June 2020), 101001. <https://doi.org/10.1016/j.ecosys.2022.101001>
- Nguyen, C. P., Schinckus, C., Su, T. D., & Chong, F. H. L. (2020). The Influence of Tourism on Income Inequality. *Journal of Travel Research*. <https://doi.org/10.1177/0047287520954538>
- Nguyen, C. P., Schinckus, C., Su, T. D., & Chong, F. H. L. (2021). The Influence of Tourism on Income Inequality. *Journal of Travel Research*, 60(7), 1426–1444. <https://doi.org/10.1177/0047287520954538>
- Nguyen, C. P., Su, T. D., & Nguyen, T. V. H. (2018). Institutional Quality and Economic Growth: The Case of Emerging Economies. *Theoretical Economics Letters*, 08(11), 1943–1956. <https://doi.org/10.4236/tel.2018.811127>
- Njangang, H., Beleck, A., Tadadjeu, S., & Kamguia, B. (2021). Do ICTs drive wealth inequality? Evidence from a dynamic panel analysis. *Telecommunications Policy*, (May), 102246. <https://doi.org/10.1016/j.telpol.2021.102246>
- North, & Douglass. (1989). Institutions and economic growth: An historical introduction. *World Development*, 17(9).
- Ofori, Isaac K., & Asongu, S. A. (2021). ICT Diffusion, Foreign Direct Investment and Inclusive Growth in Sub-Saharan Africa. *Telematics and Informatics*, 65(June 2021), 101718. <https://doi.org/10.1016/j.tele.2021.101718>
- Ofori, Isaac K., Dossou, T. A. M., & Akadir, S. S. (2021). Towards The Quest To Reduce Income Inequality In Africa: Is There A Synergy Between Tourism Development And Governance? *Current Issues in Tourism*.

<https://doi.org/10.1080/13683500.2021.2021157>

Ofori, Isaac K., Osei, D. B., & Alagidede, I. P. (2022). Inclusive growth in Sub-Saharan Africa: Exploring the interaction between ICT diffusion, and financial development. *Telecommunications Policy*, 46(7), 102315.

<https://doi.org/10.1016/j.telpol.2022.102315>

Ofori, Isaac K, Gbolonyo, E. Y., Am, T., & Dossou, M. (2022). Remittances and income inequality in Africa : Financial development thresholds for economic policy. *Research in Globalization*, 4(April).

<https://doi.org/10.1016/j.resglo.2022.100084>

Ofori, Isaac Kwesi, Amègnonna, T., Dossou, M., Akadiri, S. Saint, & Ofori, I. K. (2022). Towards the quest to reduce income inequality in Africa : is there a synergy between tourism development and governance ? synergy between tourism development and governance ? *Current Issues in Tourism*, 1–21.

<https://doi.org/10.1080/13683500.2021.2021157>

Ofori, Isaac Kwesi, Armah, M. K., Taale, F., & Ofori, P. E. (2021). Addressing the severity and intensity of poverty in Sub-Saharan Africa: how relevant is the ICT and financial development pathway? *Heliyon*, 7(10), e08156.

<https://doi.org/10.1016/j.heliyon.2021.e08156>

Ofori, K., Gbolonyo, E., Dossou, M. A. T., & Richard, K. (2022). Remittances and Income Inequality in Africa: Financial Development Thresholds for Economic Policy. *Research in Globalization*, 100084.

<https://doi.org/10.1016/j.resglo.2022.100084>

Okafor, G., & Chikalipah, S. (2021). Estimating the effect of terrorism on agricultural production in Nigeria. *African Development Review*, 33(4), 703–714.

<https://doi.org/10.1111/1467-8268.12607>

Olaniyi, C. O., Dada, J. T., Odhiambo, N. M., & Vo, X. V. (2022). Modelling asymmetric structure in the finance-poverty nexus: empirical insights from an emerging market economy. In *Quality and Quantity*.

<https://doi.org/10.1007/s11135-022-01363-3>

Ouedraogo, I., Ngoa Tabi, H., Atangana Ondo, H., & Jiya, A. N. (2021). Institutional

- quality and human capital development in Africa. *Economic Systems*, 46(1), 100937. <https://doi.org/10.1016/j.ecosys.2021.100937>
- Pan, X., Dossou, T. A. M., Berhe, M. W., & Kambaye, E. N. (2022). Towards efforts to promote renewable energy development in Africa : Does governance quality matter ? *Energy & Environment*, (555).
<https://doi.org/10.1177/0958305X221120259>
- Pedauga, L. E., Pedauga, L. D., & Delgado-Márquez, B. L. (2017). Relationships between corruption, political orientation, and income inequality: evidence from Latin America. *Applied Economics*, 49(17), 1689–1705.
<https://doi.org/10.1080/00036846.2016.1223830>
- Policardo, L., Sanchez Carrera, E. J., & Risso, W. A. (2019). Causality between income inequality and corruption in OECD countries. *World Development Perspectives*, 14(April), 100102. <https://doi.org/10.1016/j.wdp.2019.02.013>
- Rodríguez-crespo, E., & Martínez-zarzoso, I. (2019). Telematics and Informatics The effect of ICT on trade : Does product complexity matter ? *Telematics and Informatics*, 41(February), 182–196. <https://doi.org/10.1016/j.tele.2019.05.001>
- Sami, M., Ali, B., & Gasmi, A. (2017). Does ICT diffusion matter for corruption ? An Economic Development Perspective. *Telematics and Informatics*.
<https://doi.org/10.1016/j.tele.2017.06.008>
- Sassi, S., & Ben Ali, M. S. (2017). Corruption in Africa: What role does ICT diffusion play. *Telecommunications Policy*, 41(7–8), 662–669.
<https://doi.org/10.1016/j.telpol.2017.05.002>
- Schopf, J. C. (2019). Room for improvement: Why Korea’s leading ICT ODA program has failed to combat corruption. *Telecommunications Policy*, 43(6), 501–519. <https://doi.org/10.1016/j.telpol.2019.01.001>
- Sehrawat, M., & Singh, S. K. (2021). Do Corruption and Income Inequality Play Spoilsport in The Energy Efficiency-Growth Relationship in BRICS Countries? *Journal of Quantitative Economics*, 19(4), 727–746.
<https://doi.org/10.1007/s40953-021-00244-0>
- Setor, T. K., Senyo, P. K., & Addo, A. (2021). Do digital payment transactions reduce

- corruption? Evidence from developing countries. *Telematics and Informatics*, 60(December 2020), 101577. <https://doi.org/10.1016/j.tele.2021.101577>
- Shi, Y., Paul, S., & Paramati, S. R. (2020). The impact of financial deepening on income inequality: Empirical evidence from Australia. *International Journal of Finance & Economics*, (November), 1–16. <https://doi.org/10.1002/ijfe.2338>
- Solow, R. (1957). Technical Change and the Aggregate Production Function. *The Review of Economics and Statistics*, 39(3), 312–320. <https://doi.org/10.4324/9780203070710.pt7>
- Song, Y., Paramati, S. R., Ummalla, M., Zakari, A., & Kummitha, H. R. (2021). The effect of remittances and FDI inflows on income distribution in developing economies. *Economic Analysis and Policy*. <https://doi.org/10.1016/j.eap.2021.08.011>
- Tan, Y., & Uprasen, U. (2021). Carbon neutrality potential of the ASEAN-5 countries: Implications from asymmetric effects of income inequality on renewable energy consumption. *Journal of Environmental Management*, 299(May), 113635. <https://doi.org/10.1016/j.jenvman.2021.113635>
- Tchamyou, V. S., Asongu, S. A., & Odhiambo, N. M. (2019). The Role of ICT in Modulating the Effect of Education and Lifelong Learning on Income Inequality and Economic Growth in Africa *. *African Development Review*, 31(3), 261–274. <https://doi.org/10.1111/1467-8268.12388>
- Ujunwa, A., Okoyeuzu, C., Nkwor, N., & Ujunwa, A. (2021). Potential Impact of Climate Change and Armed Conflict on Inequality in Sub-Saharan Africa. *South African Journal of Economics*, 0, 1–20. <https://doi.org/10.1111/saje.12271>
- UNESCO. (2010). ICT for inclusion: reaching more student more effectively. *Policy Brief*, (January), 1–21. Retrieved from <http://unesdoc.unesco.org/images/0021/002144/214485e.pdf>.
- Wantchekon, L., & Riaz, Z. (2019). Mobile technology and food access. *World Development*, 117, 344–356. <https://doi.org/10.1016/j.worlddev.2019.01.006>
- Xu, C., Han, M., Amegnonna, T., Dossou, M., & Bekun, F. V. (2021). Trade openness , FDI , and income inequality : Evidence from sub - Saharan Africa.

African Development Review, (August 2020), 1–11.

<https://doi.org/10.1111/1467-8268.12511>

Xu, C., Yang, Y., Amègnonna, T., Dossou, M., Berhe, W., & Kambaye, E. N. (2022).

Does corruption undermine tourism development in Africa ? *Current Issues in Tourism*, (May), 1–18. <https://doi.org/10.1080/13683500.2022.2069553>

Yazdan, G. F., & Hossein, S. S. M. (2013). FDI and ICT Effects on Productivity

Growth. *Procedia - Social and Behavioral Sciences*, 93, 1710–1715.

<https://doi.org/10.1016/j.sbspro.2013.10.104>