

Schlüter, Stephan; Fischer, Matthias J.

Working Paper

A tail quantile approximation formula for the student t and the symmetric generalized hyperbolic distribution

IWQW Discussion Papers, No. 05/2009

Provided in Cooperation with:

Friedrich-Alexander University Erlangen-Nuremberg, Institute for Economics

Suggested Citation: Schlüter, Stephan; Fischer, Matthias J. (2009) : A tail quantile approximation formula for the student t and the symmetric generalized hyperbolic distribution, IWQW Discussion Papers, No. 05/2009, Friedrich-Alexander-Universität Erlangen-Nürnberg, Institut für Wirtschaftspolitik und Quantitative Wirtschaftsforschung (IWQW), Nürnberg

This Version is available at:

<http://hdl.handle.net/10419/29554>

Standard-Nutzungsbedingungen:

Die Dokumente auf EconStor dürfen zu eigenen wissenschaftlichen Zwecken und zum Privatgebrauch gespeichert und kopiert werden.

Sie dürfen die Dokumente nicht für öffentliche oder kommerzielle Zwecke vervielfältigen, öffentlich ausstellen, öffentlich zugänglich machen, vertreiben oder anderweitig nutzen.

Sofern die Verfasser die Dokumente unter Open-Content-Lizenzen (insbesondere CC-Lizenzen) zur Verfügung gestellt haben sollten, gelten abweichend von diesen Nutzungsbedingungen die in der dort genannten Lizenz gewährten Nutzungsrechte.

Terms of use:

Documents in EconStor may be saved and copied for your personal and scholarly purposes.

You are not to copy documents for public or commercial purposes, to exhibit the documents publicly, to make them publicly available on the internet, or to distribute or otherwise use the documents in public.

If the documents have been made available under an Open Content Licence (especially Creative Commons Licences), you may exercise further usage rights as specified in the indicated licence.

IWQW

Institut für Wirtschaftspolitik und Quantitative
Wirtschaftsforschung

Diskussionspapier
Discussion Papers

No. 05/2009

**A Tail Quantile Approximation Formula for the
Student t and the Symmetric Generalized Hyperbolic
Distribution**

Stephan Schlüter
University of Nuremberg

Matthias Fischer
University of Nuremberg

ISSN 1867-6707

A Tail Quantile Approximation Formula for the Student t and the Symmetric Generalized Hyperbolic Distribution

STEPHAN SCHLÜTER & MATTHIAS FISCHER

*Department of Statistics and Econometrics, University of Erlangen-Nürnberg, Lange Gasse 20,
D-90403 Nürnberg*

Email: stephan.schlueter@wiso.uni-erlangen.de, Matthias.Fischer@wiso.uni-erlangen.de

ABSTRACT

Calculating a large number of tail probabilities or tail quantiles for a given distribution families becomes very challenging, if both the cumulative and the inverse distribution function are not available in closed form. In case of the Gaussian and Student t distribution, quantile approximations are already available. This is not the case for the (symmetric) generalized hyperbolic distribution (GHD) whose popularity steadily increases and which includes both Gaussian and Student t as limiting case. Within this paper we close this gap and derive one possible tail approximation formula for the GHD as well as for the Student t distribution.

Keywords and phrases: Generalized hyperbolic distribution; Quantile approximation; Student t distribution.

1 Introduction

Quantiles of probability distributions are basic building blocks of various risk measures in finance like, for example, the Value-at-Risk or the Expected Shortfall (see McNeil et al., 2005). Calculating them (or many of them) might be very cumbersome if both the inverse cumulative and the cumulative distribution function are not available in closed form. In this case analytic approximations are needed. An approach applicable to all distributions was derived by Cornish & Fisher (1937) using the distribution function's moments. More accuracy offer quantile formulas especially developed for certain distributions. There are already approximations for the Gaussian quantile (see Reiss, 1989) or the Student t quantile (see Gafer & Kafader, 1984, which propose a formula for the distribution's centre), but – to our best knowledge – there is no approximation formula for a popular

super-model, the symmetric generalized hyperbolic distribution, although this distribution family is widely applied in statistics (see e.g. McNeil et al., 2005, Eberlein & Keller, 1995, Prause, 1999).

Within this paper we sketch the well-known tail quantile approximation of the Gaussian distribution and derive formulas for the Student t and the hyperbolic distribution. For this purpose, the paper is structured as follows: first, we fix notation and give some definitions. Second, general results on the generalized hyperbolic distributions are briefly summarized. Third, the quantile approximation formulas are derived in Section 4.

2 Notation and definitions

Let us fix notation first. For a given random variable X , f denotes the probability density function, F the cumulative distribution function and F^{-1} the corresponding quantile function. We use φ and Φ for the standardized Gaussian density and distribution function, respectively. Furthermore, $X \sim \Phi$ means that X is normally distributed. The symbol \simeq denotes asymptotic equivalence, whereas approximations are characterized by \approx . Later on, we approximate the standard Gaussian tail by Mill's ratio (see Ruben, 1963), which reads as $1 - \Phi(x) \simeq \varphi(x)/x$. The Landau symbol "little \mathbf{o} " indicates, that one (real-valued) function asymptotically dominates another, i.e. $f = \mathbf{o}(g)$ means that $\lim_{x \rightarrow a} f(x)/g(x) = 0$ if a denotes the right endpoint of the domain of f and g . This relation is invariant under monotone transformations (see Hardy & Wright, 1979). We also use the modified Bessel function of the third kind (see Abramowitz & Stegun, 1965) which we briefly refer to as Bessel function in the sequel. Its formula reads as

$$K_\lambda(x) = \frac{1}{2} \int_0^\infty t^{\lambda-1} e^{-\frac{1}{2}x(t+t^{-1})} dt$$

for $\lambda \in \mathbb{R}$ and $x > 0$. Following Abramowitz & Stegun (1965), for $x \rightarrow \infty$ and $\mu = 4\lambda^2$, we obtain the approximation

$$K_\lambda(x) \approx \sqrt{\frac{\pi}{2x}} e^{-x} \left(1 + \frac{\mu-1}{8x} + \frac{(\mu-1)(\mu-9)}{2!(8x)^2} + \dots \right) = \sqrt{\frac{\pi}{2x}} e^{-x} + \epsilon. \quad (2.1)$$

The error term converges to zero with $x \rightarrow \infty$, but the speed decreases with increasing λ . The Bessel function is part of the normalizing constant of the Generalized Inverse Gaussian (GIG) distribution

on \mathbb{R}_+ whose density reads as

$$gig(x; \lambda, \chi, \psi) = \frac{\left(\frac{\psi}{\chi}\right)^{\frac{\lambda}{2}}}{\underbrace{2 \cdot K_{\lambda}(\sqrt{\chi\psi})}_{c(\lambda, \chi, \psi)}} \cdot x^{\lambda-1} \cdot \exp\left(-\frac{1}{2}(\chi x^{-1} + \psi x)\right) \cdot \mathbf{1}_{(0, \infty)}(x), \quad (2.2)$$

where the admissible domain for the parameters is given by $\chi > 0, \psi \geq 0$ if $\lambda < 0, \chi > 0, \psi > 0$ if $\lambda = 0$ and $\chi \geq 0, \psi > 0$ if $\lambda > 0$ (see, for instance, Jørgensen, 1982). It can be shown for $c(\lambda, \chi, \psi)$ that

$$\lim_{\chi \rightarrow 0} c(\lambda, \chi, \psi) = \frac{\left(\frac{\psi}{2}\right)^{\lambda}}{\Gamma(\lambda)}, \quad \lim_{\psi \rightarrow 0} c(\lambda, \chi, \psi) = \frac{\left(\frac{\chi}{2}\right)^{-\lambda}}{\Gamma(-\lambda)}. \quad (2.3)$$

If both $\chi, \psi \rightarrow \infty$ and $\sqrt{\chi/\psi} \rightarrow \omega$, the GIG's density converges to the Dirac measure in ω , denoted by δ_{ω} (see Barndorff-Nielsen, 1978). An important concept in the derivation of our formulas are so-called *variance-mixture of normals* or *normal-variance mixtures* (see Barndorff-Nielsen, 1977), defined as

$$X|Z = z \sim \mathcal{N}(\mu, z\sigma^2) \text{ with } z \in [0, \infty), \text{ and } Z \sim M, \quad (2.4)$$

where \mathcal{N} denotes the normal distribution and M is an arbitrary *mixing* distribution on the positive axis. Consequently, the corresponding mixture density derives as

$$f(x) = \int_0^{\infty} n(x; \mu, z\sigma^2) \cdot m(z) dz. \quad (2.5)$$

where n and m denote the Gaussian density and the density of M , respectively (provided the existence).

3 The symmetric generalized hyperbolic family

The *Generalized Hyperbolic Distribution* (GHD) has been introduced by Barndorff-Nielsen (1977) as a model for the size of beans. But it does also reasonably well in modelling financial data (see Eberlein & Keller, 1995 or Prause, 1999). It is constructed as a specific normal mean-variance mixture using the GIG from (2.2) as mixture distribution (see Blæsild & Jensen, 1980). Forth on, we restrict to the symmetric case. Setting $\chi = \delta^2, \psi = \alpha^2$ for $\alpha > 0, \delta > 0$ in (2.2) and applying

formula (2.4), the symmetric GH-density is

$$h(x; \lambda, \alpha, \delta, \mu, \sigma^2) = \frac{\left(\frac{\alpha}{\delta}\right)^\lambda}{\sqrt{2\pi}K_\lambda(\alpha\delta)} \frac{K_{\lambda-\frac{1}{2}}\left(\alpha\sqrt{\delta^2 + \left(\frac{x-\mu}{\sigma}\right)^2}\right)}{\left(\sqrt{\delta^2 + \left(\frac{x-\mu}{\sigma}\right)^2}/\alpha\right)^{\frac{1}{2}-\lambda}}. \quad (3.1)$$

For alternative parameterizations we refer to McNeil et al. (2005). All moments as well as the moment generating function of the GHD do exist. Above that, the GHD is infinitely divisible (Barndorff-Nielsen et al., 1982). There is also a multivariate elliptical GHD available which is closed under margining and conditioning. The GHD allows to rebuild flexible shape behaviour. In particular the tail heaviness varies from light via semi-heavy to heavy, at least if the limit cases are included. Heavy tails are obtained, for example, by the Student t distribution which arises in the limit if $\alpha \rightarrow 0$, $\delta = \sqrt{\nu}$ and $\lambda = -\nu/2$ (see Blæsild, 1999): Setting $\mu = 0$ and $\sigma = 1$ for reason of simplicity,

$$\begin{aligned} h(x, -\nu/2, 0, \sqrt{\nu}, 0, 1) &= \lim_{\alpha \rightarrow 0} \int_0^\infty n(x; 0, \omega) \cdot \text{gig}(\omega; -\nu/2, \nu, \alpha^2) d\omega \\ &= \frac{1}{\sqrt{2\pi}} \cdot \frac{(\nu/2)^{\nu/2}}{\Gamma(\nu/2)} \int_0^\infty \omega^{-\nu/2-1/2-1} \exp\left(-\frac{\nu+x^2}{2\omega}\right) d\omega \\ &= \frac{1}{\sqrt{2\pi}} \cdot \frac{2^{-\nu/2}}{\Gamma(\nu/2)\nu^{-\nu/2}} \cdot \frac{\Gamma(1/2 + \nu/2)}{\left(\frac{\nu+x}{2}\right)^{(\nu+1)/2}} \\ &= \frac{\Gamma((\nu+1)/2)}{\sqrt{\pi} \Gamma(\nu/2) \sqrt{\nu}} \cdot (1+x^2/\nu)^{-\frac{\nu+1}{2}}. \end{aligned}$$

Semi-heavy tails do occur while the parameters are within their "regular" boundaries. Finally, light tails occur in the limit $\delta, \alpha \rightarrow \infty$ while $\delta/\alpha \rightarrow \omega \in \mathbb{R}$. In this case, the GIG tends towards the Dirac measure and the Gaussian distribution remains. In the next section we derive approximation formulas for tail quantiles for each of the three cases considered above: The normal distribution (section 4.1), where the formula is already established in the literature, the Student t distribution (4.2) and the symmetric GHD (4.3).

4 Tail quantile approximation formulae

The α -quantile of a univariate distribution function F , often denoted by $q_\alpha = q_\alpha(F)$, is defined as $\inf \{x \in \mathbb{R} : F(x) \geq \alpha\}$ which equals the inverse distribution function in the continuous case. However, the inverse of F is rarely available in closed form except for a few cases, as for example the logistic distribution. A solution to this problem might be to search (analytically or numerically) for the root of $F(x) - \alpha = 0$ which respects the α -quantile. But if in addition to that also F is not available in closed form, the density f has (in case of its existence) to be integrated numerically. In toto this requires high computational effort, at least if lots of quantiles are needed.

Within this paper, we focus on analytic approximations for high quantiles of three representants of the GHD family. We present the approach for the Gaussian distribution and modify it in order to construct a high Student t quantile formula. Eventually we derive a quantile approximation for the symmetric GHD which is based on the Gamma distribution. In general, finding a quantile approximation means solving

$$1 - \int_{-\infty}^{x^*} h(u; \lambda, \alpha, \delta, \mu, \sigma^2) du = \frac{1}{t} \quad (4.1)$$

for x^* . The result is the $(1 - 1/t)$ -quantile, which is a high quantile for large t .

4.1 An approximation formula for the high Gaussian quantiles

There is a vast amount of tables for the Gaussian quantile. For an overview, see Johnson et al. (1994). Strecok (1986) derives an approximative formulas for the error function which is a modified version of the Gaussian distribution. Within this paper, we compute the quantile for right tail, following an approach briefly sketched in Reiss (1989). Assuming zero mean and unit variance, and using Mill's ratio (4.1) "asymptotically" we can write

$$\begin{aligned} 1 - \Phi(x_G^*) = \frac{1}{t} &\simeq \frac{\varphi(x_G^*)}{x_G^*} = \frac{1}{t} \iff \frac{1}{\sqrt{2\pi}} \cdot \exp\left(-\frac{1}{2}x_G^{*2}\right) \cdot \frac{1}{x_G^*} = \frac{1}{t} \\ &\iff \frac{1}{2} \ln(2\pi) + \frac{1}{2}x_G^{*2} + \ln x_G^* = \ln t. \end{aligned} \quad (4.2)$$

Note that $x_G^*(t)$ is increasing in t , i.e. $t \rightarrow \infty$ induces $x_G^* \rightarrow \infty$. As $\frac{1}{2} \ln(2\pi) + \ln x_G^* = \mathbf{o}(x_G^{*2})$, (4.2) asymptotically simplifies to $\frac{1}{2} x_G^{*2} \simeq \ln t$. Consequently,

$$x_G^* = \sqrt{2 \ln t} + \epsilon_t, \quad (4.3)$$

where the variable ϵ_t denotes the error made in ignoring the logarithmic expressions. Per construction, $\epsilon_t = \mathbf{o}(\sqrt{2 \ln t})$ holds. Now replacing x_G^* in (4.2) by (4.3),

$$\frac{1}{\sqrt{2\pi}} \cdot \frac{1}{(2 \ln t)^{1/2} + \epsilon_t} \cdot \exp \left\{ -\frac{1}{2} \left[(2 \ln t)^{1/2} + \epsilon_t \right]^2 \right\} = \frac{1}{t}.$$

Asymptotically, i.e. for $t \rightarrow \infty$, ϵ_t can be omitted in the denominator of the last formula and we get

$$\frac{1}{\sqrt{2\pi}} \cdot \frac{1}{(2 \ln t)^{1/2}} \cdot \exp \left(-\frac{1}{2} \left[2 \ln t + 2\epsilon_t (2 \ln t)^{1/2} + \epsilon_t^2 \right] \right) = \frac{1}{t}.$$

Moreover, we can also ignore ϵ_t^2 , because $\epsilon_t = \mathbf{o}(\sqrt{2 \ln t})$ induces $\epsilon_t^2 = \mathbf{o}(2 \ln t)$. Taking logarithms, the last equation changes to

$$\frac{1}{2} \ln(2\pi) + \frac{1}{2} \ln(2 \ln t) + \frac{1}{2} 2 \ln t + \frac{1}{2} 2\epsilon_t (2 \ln t)^{1/2} = \ln t.$$

Solving for ϵ_t finally yields

$$\epsilon_t \simeq -\frac{\ln(2\pi) + \ln(2 \ln t)}{2(\sqrt{2 \ln t})}.$$

Plugging this formula into (4.3), the final tail quantile approximation is

$$x_G^* \simeq (2 \ln t)^{1/2} - \frac{1}{2(2 \ln t)^{1/2}} [\ln(2\pi) + \ln(2 \ln t)]. \quad (4.4)$$

Eventually, we compare our result (see Table 1 and Figure 4.1) with the implementation from the software package **R** which is based on Wichura (1988) and the results of Owen (1962); both implementations use complex, multi-level algorithms. Figure 4.1 indicates that approximations based on (4.4) are closer to that of the **R** and slightly smaller than that of Owen (1962).

4.2 An approximation formula for the high Student t quantiles

As seen before, the Student t distribution arises as limit case of the GHD. Up to now, there already exists some literature about Student t quantiles (cf. Goldberg & Levine, 1946, Peiser, 1943 and Gafer & Kafader, 1984). However, all of them focus on moderate quantiles. To approximate $(1 - 1/t)$ -quantiles for large t , we again start with the mixture representation of the GHD: If T_ν denotes the cumulative distribution function of a Student t distribution with ν degrees of freedom, the corresponding $(1 - 1/t)$ -quantile x_T^* satisfies

$$\begin{aligned} 1 - T_\nu(x_T^*) = \frac{1}{t} &\iff \int_{x_T^*}^{\infty} \int_0^{\infty} n_1(x; 0, \omega) g(\omega; -\nu/2, \nu, 0) d\omega dx = \frac{1}{t} \\ &\iff \int_0^{\infty} \left(1 - \Phi\left(\frac{x_T^*}{\sqrt{\omega}}\right) \right) \cdot g(\omega; -\nu/2, \nu, 0) d\omega = \frac{1}{t}. \end{aligned} \quad (4.5)$$

Before applying Mill's ratio in (4.5) as in (4.2), we have to check whether the error caused by this approximation tends to zero for $x_T^* \rightarrow \infty$. It can be shown by partial integration that (4.5) is equivalent to

$$\int_0^{\infty} \left(1 - \Phi\left(\frac{\varphi(x_T^*/\sqrt{\omega})}{x_T^*/\sqrt{\omega}} - \int_{x_T^*/\omega}^{\infty} \frac{1}{v^2} \varphi(v) dv \right) \right) \cdot g(\omega; -\nu/2, \nu, 0) d\omega = \frac{1}{t}. \quad (4.6)$$

Leaving out the second term in the brackets respects Mill's ratio. It can be used if the error $\Delta(x_T^*)$ created by the existence of the second term tends to zero for $x_T^* \rightarrow \infty$. This term $\Delta(x_T^*)$ reads as

$$\Delta(x_T^*) = - \int_0^{\infty} \int_{x_T^*/\omega}^{\infty} \frac{1}{v^2} \varphi(v) dv g(\omega; \nu/2, \nu, 0) d\omega.$$

Using (2.1) we can simplify it to

$$\Delta(x_T^*) \simeq - \frac{(\nu/2)^{\nu/2} 2^{(\nu+1)/2} \Gamma(\frac{\nu-1}{2})}{\sqrt{2\pi} \Gamma(\nu/2)} \int_{x_T^*}^{\infty} (\nu + y^2)^{-\frac{\nu-1}{2}} dy \rightarrow 0 \text{ for } x_T^* \rightarrow \infty.$$

Due to this result we can use Mill's ratio as follows:

$$\begin{aligned} &\int_0^{\infty} \varphi\left(\frac{x_T^*}{\sqrt{\omega}}\right) / \frac{x_T^*}{\sqrt{\omega}} \cdot g(\omega; -\nu/2, \nu, 0) d\omega = \frac{1}{t} \\ \iff &\frac{1}{\sqrt{2\pi} x_T^*} \int_0^{\infty} c(-\nu/2, \nu, 0) \omega^{-\frac{\nu+1}{2}} \exp\left(-\frac{(x_T^*)^2 + \nu}{2\omega}\right) d\omega = \frac{1}{t}, \end{aligned} \quad (4.7)$$

which is asymptotically equivalent to (4.5). Now notice that the above integrand corresponds – up to an integration constant – to a GIG density which integrates to one. Enlarging the integrand artificially we get

$$\frac{1}{x_T^*} \frac{1}{\sqrt{2\pi}} \frac{c(-\frac{\nu}{2}, \nu, 0)}{c(-\frac{\nu}{2} + 1/2, \nu + (x_T^*)^2, 0)} = \frac{1}{t}.$$

Applying formula (2.3) we obtain

$$\frac{1}{x_T^*} \frac{1}{\sqrt{2\pi}} \frac{(\nu/2)^{\nu/2}}{\Gamma(\nu/2)} \Gamma\left(\frac{\nu}{2} - \frac{1}{2}\right) \left(\frac{\nu + (x_T^*)^2}{2}\right)^{(-\nu/2+1/2)} = \frac{1}{t}.$$

A simple reformulation of the last expression gives

$$\frac{(\nu/2)^{\nu/2}}{\sqrt{2\pi}\Gamma(\nu/2)} \cdot \frac{\Gamma\left(\frac{\nu}{2} - \frac{1}{2}\right)}{2^{(-\nu/2+1/2)}} \cdot \frac{(x_T^*)^{-\nu+1}}{x_T^*} \cdot \left(\underbrace{\frac{\nu}{(x_T^*)^2}}_{\rightarrow 0 \text{ for } x_T^* \rightarrow \infty} + 1 \right)^{-(\nu-1)/2} = \frac{1}{t}.$$

Finally, solving for x_T^* , a very simple tail quantile approximation for the Student t distribution results:

$$x_T^* \approx \sqrt[\nu]{c \cdot t} \quad \text{with} \quad c = \frac{(\nu/2)^{\nu/2}}{\Gamma(\nu/2)\sqrt{2\pi} \cdot 2^{-\nu/2+1/2}} \cdot \Gamma\left(\frac{\nu-1}{2}\right).$$

To demonstrate the accuracy of our formula, we compare it to the corresponding **R** routine, which is based on Hill (1970), and the values of Gafer & Kafader (1984) which uses a modified Gaussian quantile. The results are displayed in Table 4.2 and Figure 4.2. Our formula seems to be applicable especially for quantiles higher than 0.9999. In this case, our quantiles are higher than that of Hill (1970) but lower than that of Gafer & Kafader (1984).

4.3 An approximation formula for high GH quantiles

Our approximation is based on the Gamma distribution and restricted to $\lambda > 0$ which covers a broad range of the parameter set.

Theorem 1 (GHD quantile approximation). *Let $\mu = 0, \sigma = 1, 0 < \alpha, \delta < \infty$ and $\lambda > 0$. Then the $(1 - 1/t)$ quantile of the symmetric GHD can be approximated by*

$$x_G^* = F_{Gamma}^{-1} \left(1 - \frac{\delta^2 2K_\lambda(\alpha\delta)\alpha^\lambda}{t\Gamma(\lambda)} \right), \quad (4.8)$$

whereby F_{Gamma}^{-1} denotes the inverse function of the Incomplete Gamma Distribution with parameters λ and $\frac{1}{\alpha}$.

Proof: Consider

$$\begin{aligned} \int_{x_G^*}^{\infty} h(y, \lambda, \alpha, \delta) dy &= \frac{1}{t} \\ \Leftrightarrow \int_{x_G^*}^{\infty} \frac{\alpha^\lambda}{\delta^\lambda \sqrt{2\pi} K_\lambda(\alpha\delta)} \frac{K_{\lambda-0.5}(\alpha\sqrt{\delta^2+y^2}) (\sqrt{\delta^2+y^2})^{\lambda-0.5}}{\alpha^{\lambda-0.5}} dy &= \frac{1}{t} \end{aligned}$$

For large quantiles x_G^* we use $\sqrt{\delta^2+y^2} \approx y$ and with (2.1) the above formula simplifies to

$$\begin{aligned} \int_{x_G^*}^{\infty} \frac{\sqrt{\alpha}}{\delta^\lambda \sqrt{2\pi} K_\lambda(\alpha\delta)} y^{\lambda-0.5} K_{\lambda-0.5}(\alpha y) dy &\simeq \frac{1}{t} \\ \Leftrightarrow \frac{\sqrt{\alpha}}{\delta^\lambda \sqrt{2\pi} K_\lambda(\alpha\delta)} \int_{x_G^*}^{\infty} y^{\lambda-0.5} \sqrt{\frac{\pi}{2 \cdot y}} e^{-\alpha y} dy &\simeq \frac{1}{t} \end{aligned}$$

resp.

$$\begin{aligned} \frac{1}{\delta^\lambda 2K_\lambda(\alpha\delta)} \int_{x_G^*}^{\infty} y^{\lambda-1} e^{-\alpha y} dy &\simeq \frac{1}{t} \\ \Leftrightarrow \frac{\Gamma(\lambda)}{\delta^\lambda 2K_\lambda(\alpha\delta) \alpha^\lambda} \int_{x_G^*}^{\infty} \frac{1}{(\frac{1}{\alpha})^\lambda \Gamma(\lambda)} y^{\lambda-1} e^{-\alpha y} dy &\simeq \frac{1}{t}. \end{aligned}$$

Using the cdf of the Gamma distribution (F_{Gamma}) we can derive the quantile approximation as follows:

$$\begin{aligned} \frac{\Gamma(\lambda)}{\delta^\lambda 2K_\lambda(\alpha\delta) \alpha^\lambda} \left(1 - F_{Gamma} \left(x_G^*, a = \lambda, b = \frac{1}{\alpha} \right) \right) &\simeq \frac{1}{t} \\ \Leftrightarrow x_G^* &\simeq F_{Gamma}^{-1} \left(1 - \frac{\delta^\lambda 2K_\lambda(\alpha\delta) \alpha^\lambda}{t \Gamma(\lambda)} \right) \end{aligned}$$

Because $\Gamma(\cdot)$ is just defined for values greater than zero we have to impose this restriction on λ . Moreover, because we approximate the Bessel function with (2.1), the quality of our formula decreases with increasing size of λ .

□

To get some first expressions, we compare our result with an algorithm implemented in **R** by Wolfgang Breymann and David Lüthi from the Institute of Data Analyzes and Process Design at Züricher Hochschule für angewandte Wissenschaften which was the only available algorithm. As figure 4.3 and table 4.3 below reveal, our quantiles are slightly higher than that of R, at least for this parameter set.

5 Summary

The symmetric generalized hyperbolic distribution (GHD) as a flexible distribution model which is able to rebuild various kinds of tail behaviour. It also includes the Student t distribution and the Gaussian distribution as limiting cases. Within in this work we derived two separate tail quantile approximations for the GHD and the Student t which might be useful for fast and effective calculation of risk measure, for example. Comparisons with existing numerical integration routines are included as well.

References

- Aas, K. & Haff H. (2006). The generalized hyperbolic skew Student's t distribution. *J. Financ. Econ.* **4**, 275–309.
- Abramowitz, M. & Stegun, I. A. (1965). *Handbook of mathematical functions*. Dover Publications, New York.
- Barndorff-Nielsen, O. (1977). Exponential decreasing distributions for the logarithm of particle size. *Proc. R. Soc. Lond. A* **353**, 401–419.
- Barndorff-Nielsen, O. (1978). Hyperbolic distributions and distributions on hyperbolae. *Scand. J. Statist.* **5**, 151-157.
- Barndorff-Nielsen, O., Kent, J. & Sorensen, M. (1982). Normal variance-mean mixtures and z distributions. *Internat. Statist. Rev.* **50**, 145–159.
- Blæsild, P. & Jensen J. L. (1980). *Multivariate distributions of hyperbolic type*. Research Report No. 67, University of Aarhus, Aarhus.
- Blæsild, P. (1999). *The generalised hyperbolic distribution*. University of Aarhus, Aarhus. Unpub-

lished manuscript.

- Cornish, E. A. & Fisher R. A. (1937). Moments and cumulants in the specification of distributions. *Internat. Statist. Rev.* **5**, 307-320.
- Eberlein, E. & Keller, U. (1995). Hyperbolic distributions in finance. *Bernoulli* **1**, 281–299.
- Gafer, D.P. & Kafadar, K. (1984). A retrievable recipe for inverse t. *Amer. Statist.* **38**, 308-311.
- Goldberg, H. & Levine, H. (1946). Approximate formulas for the percentage points and normalization of t and χ^2 . *Ann. of Math. Statist.* **17**, 216-225.
- Hardy, G. H. & Wright, E. M. (1979). *An introduction to the theory of numbers, 5th edition*. Clarendon Press, Oxford.
- Hill, G. W. (1970). Algorithm 396: Student's t-quantiles. *Communications of the ACM* **13**, 619-620.
- Johnson, N. L., Kotz, S. & Balakrishnan, N. (1994). *Continuous univariate distributions, Vol. 1*. Wiley, New York.
- Jørgensen, B. (1982). *Statistical properties of the generalized inverse Gaussian distribution. Lecture Notes in Statistics*, 9. Springer, New York.
- Ledford A. W. & Tawn J. A. (1996). Statistics for near independence in multivariate extreme values. *Biometrika* **83**, 169–187.
- McNeil, A. J., Frey, R. & Embrechts, P. (2005). *Quantitative risk management: concepts, techniques, and tools*. Princeton University Press, Princeton.
- Peiser, A.M. (1943). Asymptotic formulas for significance levels of certain distributions. *Ann. of Math. Statist.* **14**, 56-62.
- Owen, D.B. (1962). *Handbook of statistical tables*. Addison-Wesley Publishing Company, Reading, Massachusetts.
- Prause, K. (1999). *The generalized hyperbolic model: estimation, financial Derivatives, and risk measures*. Dissertation. Albert-Ludwigs-Universität, Freiburg i. Br.
- Reiss, R.-D. (1989). *Approximate distributions of order statistics: with applications to non-parametric statistics*, Ch. 7 . Springer, New York.
- Ruben, H. (1963). A convergent asymptotic expansion for Mill's Ratio and the Normal probability integral in terms of rational functions. *Mathematische Annalen* **151**, 355–364.
- Schmidt, R. (2003). *Dependencies of extreme events in finance*. Dissertation. University of Ulm,

Ulm.

Strecok, A.J. (1968). On the calculation of the inverse of the error function. *Mathematics of Computation* **22** , 144–158.

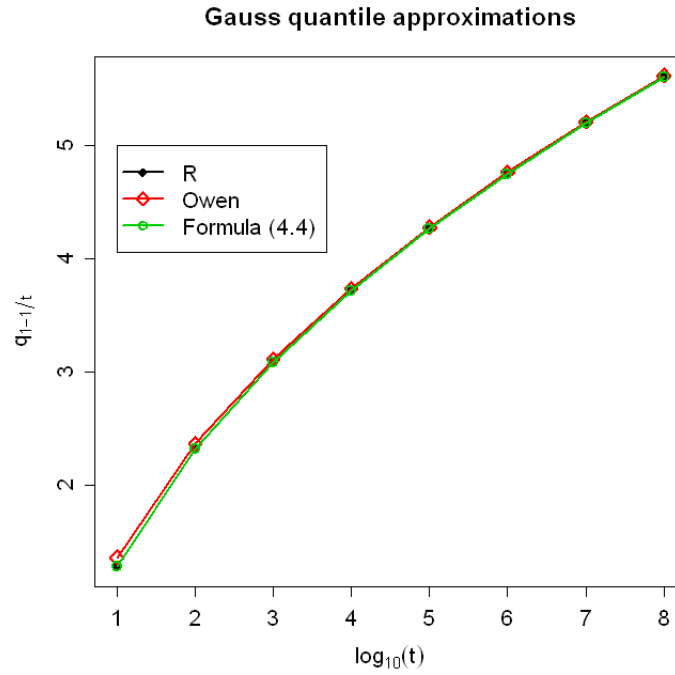
Wichura, M. J. (1988). Algorithm AS 241: The percentage points of the Normal distribution. *Applied Statistics* **37** , 477-484.

Table 1: The Gaussian quantile ($\mu = 0, \sigma = 1$)

α	0.9	0.99	0.999	0.9999	0.99999	0.999999	0.9999999	0.99999999
q_α^R	1.28155	2.32635	3.09023	3.71902	4.26489	4.75342	5.19934	5.61200
q_α^{Owen}	1.36192	2.36626	3.11647	3.73841	4.28019	4.76601	5.20999	5.62121
q_α	1.28155	2.32635	3.09023	3.71902	4.26489	4.75342	5.19934	5.61200

The symbol α denotes the quantile point, q_α^R the values of R and q_α^{Owen} the values calculated by Owen (1962). Finally q_α corresponds to formula (4.4).

Figure 1: The Gaussian quantile



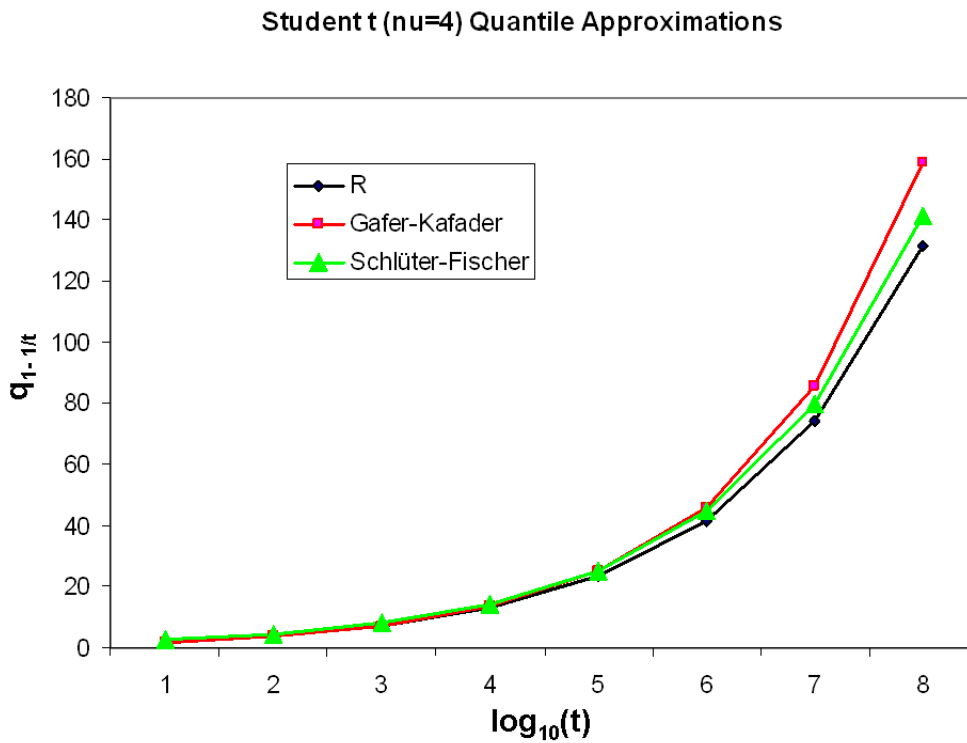
On the ordinate, $q_{(1-1/t)}$ denotes the $(1 - 1/t)$ quantile. The parameters are $\mu = 0, \sigma = 1$.

Table 2: The Student t quantile

α	0.9	0.99	0.999	0.9999	0.99999	0.999999	0.9999999	0.99999999
q_α^R	1.5332	3.7469	7.1732	13.0337	23.3322	41.5779	73.9858	131.5947
q_α^{GK}	1.5206	3.7398	7.2640	13.5081	24.9340	46.0813	85.4107	158.7470
q_α	2.5149	4.4721	7.9527	14.1421	25.1487	44.7214	79.5271	141.4214

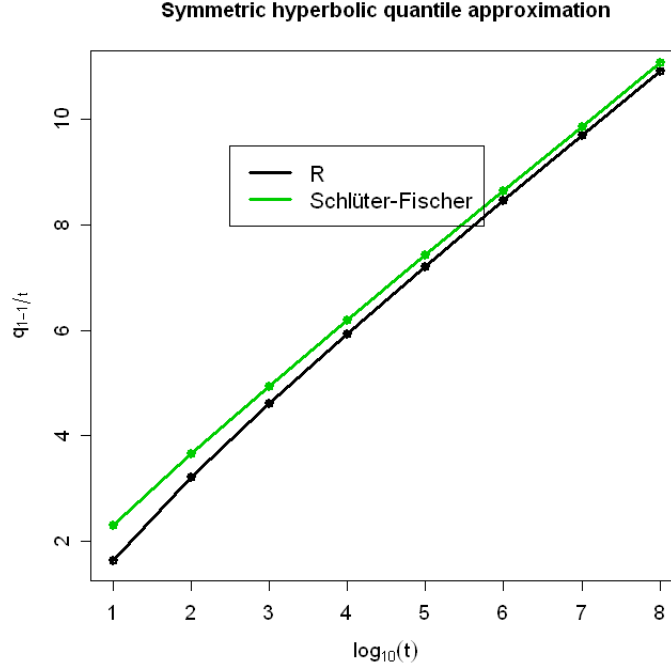
The degrees of freedom, ν , are 4. The symbol α denotes the quantile point, q_α^R the \mathbf{R} approximation, q_α^{GK} the values of Gafer & Kafader (1984) and q_α our approximation.

Figure 2: The Student t quantile ($\nu = 4$ degrees of freedom)



On the ordinate, $q_{(1-1/t)}$ denotes the $(1 - 1/t)$ quantile.

Figure 3: The GHD quantile



On the ordinate, $q_{(1-1/t)}$ denotes the $(1 - 1/t)$ quantile. The parameters are chosen as follows: $\alpha = 2$, $\delta = 2$, $\lambda = 2$.

Table 3: The GHD quantile

α	0.9	0.99	0.999	0.9999	0.99999	0.999999	0.9999999	0.99999999
q_{α}^1	1.6262	3.2167	4.6118	5.9305	7.2087	8.4619	9.6982	10.9223
q_{α}^2	2.3066	3.6539	4.9401	6.1953	7.4311	8.6542	9.8677	11.0740

The symbol α denotes the quantile point. q_{α}^1 denotes the result of the algorithm implemented in R, q_{α}^2 represents our result. The parameters used in this estimation are $\alpha = 2$, $\delta = 2$, $\lambda = 2$.

Diskussionspapiere 2009 Discussion Papers 2009

- 01/2009 **Addison, John T. and Claus Schnabel:** Worker Directors: A German Product that Didn't Export?
- 02/2009 **Uhde, André and Ulrich Heimeshoff:** Consolidation in banking and financial stability in Europe: Empirical evidence
- 03/2009 **Gu, Yiquan and Tobias Wenzel:** Product Variety, Price Elasticity of Demand and Fixed Cost in Spatial Models
- 04/2009 **Schlüter, Stephan:** A Two-Factor Model for Electricity Prices with Dynamic Volatility

Diskussionspapiere 2008 Discussion Papers 2008

- 01/2008 **Grimm, Veronika and Gregor Zoettl:** Strategic Capacity Choice under Uncertainty: The Impact of Market Structure on Investment and Welfare
- 02/2008 **Grimm, Veronika and Gregor Zoettl:** Production under Uncertainty: A Characterization of Welfare Enhancing and Optimal Price Caps
- 03/2008 **Engelmann, Dirk and Veronika Grimm:** Mechanisms for Efficient Voting with Private Information about Preferences
- 04/2008 **Schnabel, Claus and Joachim Wagner:** The Aging of the Unions in West Germany, 1980-2006
- 05/2008 **Wenzel, Tobias:** On the Incentives to Form Strategic Coalitions in ATM Markets
- 06/2008 **Herrmann, Klaus:** Models for Time-varying Moments Using Maximum Entropy Applied to a Generalized Measure of Volatility
- 07/2008 **Klein, Ingo and Michael Grottke:** On J.M. Keynes' "The Principal Averages and the Laws of Error which Lead to Them" - Refinement and Generalisation