

Iacovou, Maria

**Article**

## Sharing and Caring: Older Europeans' Living Arrangements

Schmollers Jahrbuch – Zeitschrift für Wirtschafts- und Sozialwissenschaften. Journal of Applied Social Science Studies

**Provided in Cooperation with:**

Duncker & Humblot, Berlin

*Suggested Citation:* Iacovou, Maria (2002) : Sharing and Caring: Older Europeans' Living Arrangements, Schmollers Jahrbuch – Zeitschrift für Wirtschafts- und Sozialwissenschaften. Journal of Applied Social Science Studies, ISSN 1865-5742, Duncker & Humblot, Berlin, Vol. 122, Iss. 1, pp. 111-142,  
<https://doi.org/10.3790/schm.122.1.111>

This Version is available at:

<https://hdl.handle.net/10419/292008>

**Standard-Nutzungsbedingungen:**

Die Dokumente auf EconStor dürfen zu eigenen wissenschaftlichen Zwecken und zum Privatgebrauch gespeichert und kopiert werden.

Sie dürfen die Dokumente nicht für öffentliche oder kommerzielle Zwecke vervielfältigen, öffentlich ausstellen, öffentlich zugänglich machen, vertreiben oder anderweitig nutzen.

Sofern die Verfasser die Dokumente unter Open-Content-Lizenzen (insbesondere CC-Lizenzen) zur Verfügung gestellt haben sollten, gelten abweichend von diesen Nutzungsbedingungen die in der dort genannten Lizenz gewährten Nutzungsrechte.

**Terms of use:**

*Documents in EconStor may be saved and copied for your personal and scholarly purposes.*

*You are not to copy documents for public or commercial purposes, to exhibit the documents publicly, to make them publicly available on the internet, or to distribute or otherwise use the documents in public.*

*If the documents have been made available under an Open Content Licence (especially Creative Commons Licences), you may exercise further usage rights as specified in the indicated licence.*



<https://creativecommons.org/licenses/by/4.0/>

# Sharing and Caring: Older Europeans' Living Arrangements

By Maria Iacovou

## Abstract

This paper uses data from the European Community Household Panel to chart the living and caring arrangements of older men and women in 14 European countries. There are wide variations between men and women; large variations with age; and notable differences between countries. Older people in 'Southern' European countries are much more likely to live with their children, either with or without a partner, than those in 'Northern' European countries, who tend to live with just a partner, or to live alone. Older people in the Scandinavian countries and the Netherlands are the most likely to live alone; in these countries living with adult children is a rarity for older people. The paper also describes patterns of intra-household care where older people co-reside with their adult children. Older people who live with their children are more likely to receive care in the Southern than in Northern European countries, and the proportion receiving care increases with age. Among women, the giving of care is to a large extent reciprocal, with child care being provided within the household by the 'younger old', to almost the same extent as care is provided by other family members to the 'older old'. However, this reciprocity does not hold for men: older men living with their children provide very little child care, although they receive as much care as older women.

*JEL Classification: J 12, J 14*

## 1. Introduction<sup>1</sup>

This paper deals with the living arrangements of older people in the European Union, and asks the following questions: Who do older people live with? How does this vary between the sexes, between age groups and between countries? To what extent do older people living with other family members receive and give care within the household? And how are living arrangements linked to older people's well-being?

---

<sup>1</sup> This paper is part of a project funded by the European Union under the Targeted Socio-Economic Research Programme (TSER). The ECHP data on which the paper is based were provided by Eurostat. Thanks to two anonymous referees, to members of the EPAG group, and to colleagues at ISER for many helpful comments; all remaining errors and deficiencies are my own.

This paper provides answers to these questions in a descriptive framework, covering almost all member countries of the European Union; in doing so, it provides the first comprehensive cross-European description of older people's living arrangements. As well as being interesting in their own right, cross-national descriptive statistics are essential if meaningful comparisons are to be made between other studies dealing with aspects of older people's lives. For example, there is a growing literature analysing the determinants of older individuals' living arrangements in a multivariate framework (Van Solinge 1994; Wolf and Pinelli 1989; Wolf 1990 and 1995; Iacovou 2000); but in order to interpret and compare the results of these studies meaningfully, a knowledge of the how the residential patterns of older people differ between countries is essential.

Additionally, living arrangements are intrinsically linked to social exclusion. There is no generally accepted definition of the concept of social exclusion (Burchardt et al 1995), but if one thinks in terms of a process whereby certain citizens are excluded from many of the advantages and normal activities of life, as a result of (among other things) persistently low incomes, lack of access to education and labour markets, and reduced participation in social networks, it becomes clear that older people may be at greater than average risk of social exclusion. In most countries older people live on lower incomes than people of working age (Whiteford and Kennedy 1995); they are for the most part out of the labour market; and they may lack access to social networks and be socially isolated, either because of a degree of infirmity, because they live alone, or because many of their contemporaries have died. Living in the same household as other family members may mitigate some of the economic and social factors associated with old age but it may also be associated with feelings of dependency: hence, this paper investigates how older people's well-being varies with living arrangements.

Finally, policy-makers are interested in older people because they are a group rapidly increasing in number; with improved life expectancy among older cohorts and declining fertility among younger cohorts, this increase in the proportion of older people in society is set to continue. Eurostat (1999: 202) predicts that over the next 20 years, the population of over-70s in the 15 states of the EU will increase from 42.8 million to 56.5 million, or from 11.4 per cent to 14.8 per cent of the total population.

This demographic change is particularly important because, as has been documented in several studies (for example, OECD 1996 and 1996b) older people tend to receive more inputs from the state than younger cohorts, either in cash (in terms of pensions and social assistance), or in kind (for example, in social services and medical care).

This paper makes use of the European Community Household Panel (ECHP), a large and relatively new survey of households in the member states of the European Union. It exploits the fact that the ECHP is the first large-scale survey which has been administered in a comparable way across the EU, to households rather than to individuals. The survey thus provides an opportunity to compare household composition across the EU in a way which has not been previously possible.

As well as describing variations in behaviour between countries, some of the analysis in the paper also describes differences in behaviour between *groups* of countries. The groupings used in this paper are as follows: a 'Nordic' group, consisting of Finland, Sweden, Denmark and the Netherlands; a 'Northern European' group, consisting of the UK, Belgium, Luxembourg, France and Germany; and a 'Southern European' group, consisting of Italy, Portugal, Spain, Greece, Ireland and Austria. These groupings correspond loosely to the typology of welfare states proposed by Esping-Andersen (1990). The 'Nordic' group described above is close to Esping-Andersen's 'social-democratic' regime, characterised by high levels of state support and an emphasis on the individual rather than the family. The 'Northern' group is close to Esping-Andersen's 'conservative' regime, characterised by an emphasis on insurance-based benefits providing support for the family rather than the individual. However, there are a couple of exceptions: Esping-Andersen includes Italy in his 'conservative' group, while here Italy is assigned to the 'Southern' group where it fits much better; additionally, Esping-Andersen designates the UK as a sort of associate member of the 'liberal' group of welfare states typified by the US, while here (in the absence of other 'liberal' countries) the UK is assigned to the 'Northern' group. A final difference between Esping-Andersen's typology and the groupings used here, is that Esping-Andersen does not assign most of the Mediterranean countries to any cluster: the inclusion of the third grouping of countries in this paper follows the proposal of Ferrera (1996), who proposed the addition of a 'Southern' group of welfare states to Esping-Andersen's typology. Additionally, there is the question of why Ireland and Austria, which have little in common geographically with other members of the 'Southern' group, should find themselves in this category. Blackman et al (2001) show that in many respects, provision for older people in Ireland has features in common with the Mediterranean countries; subsequent analysis also shows that there are empirical arguments for including Ireland and Austria in this group, since in many ways older people's living arrangements in these two countries have more in common with the Mediterranean countries than they do with the 'Northern' group. Additionally, in common with the Mediterranean countries, the proportion of Catholics in Ireland and Austria is very high<sup>2</sup>. Thus, it may be more useful



to think of this third group of countries as a 'Catholic' group rather than a geographically 'Southern' group.

Throughout the paper, older people's living arrangements are defined in terms of the other people living in the same household as the older person, and five types of arrangement are defined: (1) a partner is present, but none of the older person's children, (2) both a partner and children are present, (3) children are present, but no partner, (4) the person lives alone, and (5) the person lives with other adults (relatives or otherwise), but not with a partner or children. For the analysis of care arrangements, older people living with their children are also divided into those living with sons and daughters, and by whether their children are single or partnered.

One group who are not represented in the sample under consideration are older people living in residential institutions: in common with most large-scale surveys, the ECHP samples only those people living at private addresses. Thus, the sample strictly represents *those elderly people not in residential care*, rather than the total population of elderly people. The proportions of older people in residential care are not large in any country<sup>3</sup>, but they will be higher for certain groups, notably the 'older old', for whom the inaccuracy brought about by the omission of residential homes from the sampling frame will be greater.

The paper is structured as follows. Section 2 introduces the data set used, and Section 3 discusses the literature on older people's living arrangements. In Section 4 older people's living arrangements are examined in detail. Section 5 describes how multi-generational families living together assist each other with care. Section 6 examines how older people's well-being varies with living arrangements. Section 7 draws together the findings from the paper and suggests directions for future research.

## 2. Data: the European Community Household Panel

The analysis in this paper is based on the European Community Household Panel (ECHP), a large-scale longitudinal survey co-ordinated by the European Union. The ECHP contains data on personal characteristics, incomes and expenditure, education, employment and unemployment, and various measures of life satisfaction.

---

<sup>2</sup> Details of the proportion of Catholics in each country may be found in CIA (1998).

<sup>3</sup> OECD (1996) puts the average OECD figure for over-65s in residential care at less than 4.5 per cent for Italy, Portugal, Spain and Greece; 4.5–5.4 per cent for Austria, Belgium, France, Germany, Ireland and the UK; 5.5–6.4 per cent for Denmark; and 9 per cent for the Netherlands.

This data set has several advantages. Because it is a household survey, it collects information on *all* members of respondents' households, which is particularly useful in the analysis of living arrangements. Because (with minor exceptions) the same questions are asked in each country, results are directly comparable across countries. In addition, the ECHP is relatively large compared to some other data sets; Wave 1 contains information on over 15000 women and 11000 men aged 65 and over. More complete details of data, sampling procedures and so on are available in Eurostat (1992, 1994).

In Wave 1, collected in 1994, the following countries took part in the survey: Denmark, the Netherlands, Belgium, Luxembourg, France, the UK, Germany, Ireland, Italy, Greece, Spain and Portugal. Austria joined in 1995, Finland in 1996 and Sweden in 1997.

Table 1 gives Wave 1 sample sizes for each country, for men and women aged 65–74, and for men and women aged 75 (sample sizes for late-joining countries are given for the first year of their survey).

*Table 1*  
**Population and ECHP Sample Size**

	Population (millions, 1994 LFS)	Population age 65+ (thousands, 1994 LFS)	ECHP sample: Women aged 65–74	ECHP sample: Men aged 65–74	ECHP sample: Women aged 75+	ECHP sample: Men aged 75+
Finland	4.9	639	341	296	189	146
Sweden	8.8	n/a	550	531	344	347
Denmark	5.1	838	348	304	278	195
Netherlands	15.1	1867	534	449	304	224
UK	57.3	8748	731	602	503	307
Belgium	10.1	1577	427	361	265	167
Luxembourg	0.4	53	105	81	50	33
France	56.1	8305	882	753	559	319
Germany	80.4	12724	638	437	340	176
Austria	7.9	1158	488	346	292	161
Ireland	3.5	386	462	431	283	259
Portugal	9.8	1434	862	766	514	353
Spain	38.8	6378	1126	949	839	484
Italy	56.3	8806	928	785	571	400
Greece	10.2	1764	870	686	550	419

*Notes:* Population figures in the first two columns are from the Labour Force Survey (LFS), published in Eurostat (1995).

Figures in the last four columns are from the ECHP, except for the German data which is from the German Socio-Economic Panel (SOEP). All data are from 1994 except for Austria (1995), Finland (1996) and Sweden (1997).

Table 1 also gives the total populations, and the populations over age 65, of all the sample countries. These figures are given for information, and also because they are used to re-weight observations when analysis is performed using groups of countries rather than individual countries. It should be noted that because of this weighting procedure, these multi-country analyses will reflect behaviour in large countries to a greater extent than small countries.

Although four waves of data are available for most countries, the majority of the analysis in this paper is cross-sectional and uses mainly the Wave 1 data, since this gives a more reliably representative (although somewhat less recent) sample of the population in question. For late-joining countries, the first available wave of data is used. For some analysis, particularly of within-family caring among older people living with their children, observations from subsequent waves are also used, but each individual only appears once in the analysis, in the first year they report living with children. A few issues relating to individual countries should be highlighted. First, the sample size for Luxembourg is so small that further analysis has not been undertaken. Second, the German ECHP does not provide full information on the ages of older respondents; data from the German Socio-Economic Panel (SOEP) have been used instead.

### 3. The Literature

This paper covers living arrangements, intra-household care of and by older people, and the relationship between living arrangements and older people's well-being. Each of these areas has a well-developed and distinct literature, and there is not space in this section to describe in detail the literature in each of these areas, particularly as to do so one would have to cover 15 countries. Thus, this section will deal mainly with the literature on older people's living arrangements, and only briefly with the literature in the other areas. It is worth noting that in all the areas mentioned – living arrangements, caring arrangements, and well-being – the large majority of research focuses on a single country, or more rarely on a comparison of two or more countries, and that the essential purpose of this paper is to provide a range of descriptive statistics which are comparable across countries and which will serve to enable comparisons to be better made of other research relating to single countries or groups of countries.

For example, the study by Blackman, Brodhurst and Convery (2001) of provision for the care of elderly people covers six European countries: Denmark, Norway, the UK, Ireland, Greece and Italy. Models of social care in Europe are discussed within a typology similar to the one used in this paper, and the authors show that while the framework of care in each country has

its own unique characteristics, there are also similarities across groups of countries in the provision of care to the elderly, with comprehensive provision of care by the State in Denmark and Norway, and much lower levels in Italy and Greece. The benefits to the reader of this and other studies, of having available as a reference detailed data on living arrangements in a single source, should be clear.

A certain amount of information about elderly populations and their residence patterns is available from the statistical offices of each of the countries of the EU. These statistics are based on births, deaths and marriage data, as well as the national Censuses, and have the obvious advantage of much larger sample size and therefore superior accuracy to figures based on survey data. Cross-national statistics are also available in publications by international organisations such as the EU and the OECD. However, many official publications (e.g., OECD 1997, Eurostat 1996) relate explicitly to the working-age population; even where this is not the case, the information on living arrangements in both single-country and cross-national reports is rather limited. For example, Eurostat (2001) and Council of Europe (1996) contain details of the size of Europe's elderly populations, and various other statistics broken down by age – but no detailed description of living arrangements. For Britain, ONS (2000) contains details of the percentage living alone, and marital status, and health, by age and sex, but again no further information on older people's living arrangements.

Several papers exist which collate data from different national data sources across Europe. Wall (1989) gathers together data from several national censuses in Europe and presents details of the percentages of elderly people outside private households, on household headship rates, on living alone, and on family structure and patterns of co-residence. Grundy (1996) also presents details of elderly people's living arrangements: the proportion married, the proportion living with a child and the proportion living alone. This paper builds on both these papers by expanding the range of countries to almost the entire European Union, by separating out men and women, and by presenting a more detailed breakdown of living arrangements.

This paper draws on survey data spanning only a few years, and may therefore be usefully complemented by studies which offer a longer-term perspective. Mitterauer and Sieder (1982) describe the development of the European family over several centuries, tracing the trend for increasing numbers of older people to live alone back to the middle of the nineteenth century, and finding that (in Central Europe at least) the multi-generational family caring for its elders within the household is not the time-honoured



tradition which it is sometimes taken to be, but actually a relatively new phenomenon. Kirk (1981) presents much more recent demographic statistics for a wide range of countries, including information on marriage and fertility rates of different cohorts, which are clearly linked to living arrangements. Grundy (1996) also discusses the relationship between marital status, fertility and living arrangements in older cohorts, showing that for a selection of six European countries, women aged 65 in the mid-1990s were more likely to be childless than those ten or twenty years younger, with clear implications for residence patterns. Pampel (1992) analyses the proportions of older people living alone between 1975 and 1989, noting that the proportions living alone increased in all the countries studied, but that relative rankings did not change much over time.

The literature analysing the determinants of living arrangements in a multivariate framework is in fact much better developed than the descriptive literature. This literature spans the disciplines of economics, sociology and social policy, and falls into three main groups. First there are articles which use aggregate data to explain changes in household structure over time (Michael, Fuchs and Scott 1980; Macunovich et al, 1995; Glick, Bean and Van Hook, 1997). The second group uses cross-sectional micro data to explain cross-sectional variations in living arrangements (Wolf and Soldo 1988; Van Solinge 1994; Burr and Mutchler 1992; Carliner 1975). A third and much smaller group uses panel data to study the dynamics of changes in household structure at a micro level (Mutchler and Burr 1991; Mutchler 1992). The majority of research in all groups is based on data from the United States ; however, a growing European literature also exists. Van Solinge (1994) finds that in the Netherlands the likelihood of living alone increases with age, with being divorced, with being an owner-occupier, and with income, and is higher in regions with low capacity in nursing homes. Wolf and Pinelli (1989) find that older women in Italy are more likely to live with others with increasing age after 75, and if they have a disability; they are more likely to receive help from the family with increasing levels of disability, though not simply as a result of increasing age; there are also strong regional effects. Wolf (1990) uses data from five countries, to examine the effects on living arrangements of kin availability, financial resources, and disability and health status, finding that those with larger families or severe disability are less likely to live alone, while those with higher income are more likely to live alone. Iacovou (2000) in a comparative study using the ECHP, finds that older women with higher incomes are more likely to live alone, but that the effect of income is concentrated in the lower part of the distribution in high-income countries, and in the higher part of the distribution in low-income countries.



Again, the descriptive analysis in this paper may be seen as underpinning this analytical literature by providing a backdrop against which papers using data from different countries may be interpreted and compared.

#### 4. Older People's Living Arrangements

Table 2 describes older people's living arrangements by sex and country. Five sets of arrangements may be identified: (1) the older person's partner is present in the household, but none of his or her children, (2) both a partner and children are present, (3) children are present, but no partner, (4) the person lives alone, and (5) the person lives with other adults (relatives or otherwise), but not with a partner or children. Note that the first three categories are defined by the presence or absence of a partner and/or children, and that other people may also be present in these households. In all the analysis which follows, a 'partner' refers to either a formally married spouse or a partner in a non-marital cohabiting union – although for the cohort in question, the vast majority of partnerships are formal marriages.

##### *Differences between men and women*

There are large differences between men's and women's living arrangements. In all countries, men are much more likely to be living with a partner (with or without children) than are women. Across Europe as a whole, 64 per cent of men aged 65 and over live with a partner, and an additional 13 per cent live with a partner plus adult children, whereas for women, these figures are 36 per cent and 5 per cent respectively. These male/female differences are significant in all countries at the 1% level. Of course these differences are not surprising, given the much higher rates of widowhood among women arising from women's higher life expectancy<sup>4</sup> and the fact that men of this cohort married women around two years younger than themselves. For a detailed description of older men and women's marital status, and its relationship to living arrangements, see Iacovou (2000b).

Women are much more likely than men to be living with their children but without a partner (9 per cent of women against 3 per cent of men), and again, this difference is significant at the 1% level in all countries except for Sweden, Denmark and the Netherlands, where hardly any older people of either sex live with their children. Women are also much more likely than men to be living alone (45 per cent of women against 18 per cent of men), with differences significant at the 1% level in all countries.

---

<sup>4</sup> Details of male and female life expectancy across Europe may be found in Eurostat (2001).

*Table 2*  
**Living Arrangements of Men and Women aged 65 and over,  
 by sex and country**

Living with:	<i>Row Percentages</i>				
	(1) Just Partner	(2) Partner and Children	(3) Just Children	(4) Living Alone	(5) Other
<b>Women 65+</b>					
Finland	38	3	11	44	4
Sweden	49	0	0	51	0
Denmark	40	2	2	56	1
Netherlands	40	3	2	54	2
UK	34	4	3	52	7
Belgium	35	4	9	49	2
France	41	4	8	43	4
Germany	35	4	7	52	2
Austria	24	10	17	45	4
Ireland	25	9	20	35	11
Portugal	33	12	21	26	7
Spain	30	15	24	22	8
Italy	32	7	17	39	5
Greece	32	9	22	32	5
Average: Nordic	45	1	2	51	1
Average: North	36	4	6	50	4
Average: South	31	11	20	33	6
Average: All	36	5	9	45	4
<b>Men 65+</b>					
Finland	70	8	3	18	1
Sweden	74	1	0	25	0
Denmark	68	4	1	26	1
Netherlands	72	7	1	19	1
UK	61	10	1	24	4
Belgium	64	11	2	23	1
France	69	9	2	18	2
Germany	73	9	1	15	2
Austria	53	26	7	14	1
Ireland	38	23	6	24	9
Portugal	57	24	5	11	3
Spain	50	31	8	8	3
Italy	59	21	5	12	3
Greece	56	26	5	11	2
Average: Nordic	73	3	1	23	0
Average: North	66	9	1	20	3
Average: South	55	25	6	11	3
Average: All	64	13	3	18	2

Unweighted sample sizes: 15018 women and 11652 men. Figures refer to 1994, except for Austria (1995), Finland (1996) and Sweden (1997). Luxembourg excluded owing to small sample size.

Women are also more likely to live in 'other' types of household, in other words, without a partner or adult children, but with at least one other person (who may be a sibling, an elderly parent, another relative, or an unrelated person). Across Europe, 4 per cent of women compared with 2 per cent of men live in such households. The difference between men and women is not significant in Sweden, Denmark and the Netherlands, where the proportions living in such households is very small, nor in Germany, nor in Ireland (where it is high for both men and women). In the other countries, the difference is significant at the 5% level or better.

### *Differences between countries*

As well as differences between the sexes, there are also important differences in living arrangements between countries and groups of countries. The 'Nordic' group of countries is characterised by a strong tendency to live with just a partner or to live alone. In the 'Northern' group of countries, living with a partner or living alone are also the most common arrangements, but older people are more likely than they are in the 'Nordic' countries to live in a household with children or with other individuals. The 'Southern' group of countries is characterised by a much lower tendency to live alone, and a higher tendency to live with one's children. The differing proportions living with children are clearly linked to the age at which children leave home in different parts of Europe: the low proportion of elders living with their children in the Nordic group is clearly related to very early home-leaving among young people in these countries, and the high proportion of elders living with their children in Southern countries is again related to the very late home-leaving among young people in these countries. However, the age at leaving home does not account for all differences in living arrangements, since many older people move back in with their children after a period living without children. This will be discussed later in the paper.

Differences in living arrangements between groups of countries are clear-cut and striking, and in nearly every case there are marked differences between the 'Nordic' and 'Northern' groups, and the 'Northern' and 'Southern' groups. These differences are all significant at the 1% level (test statistics not shown in table), except for women in column (4) – showing that the proportion of women living alone does not vary significantly between 'Nordic' and 'Northern' groups – and for men in columns (3) and (5).

Of course, the Nordic/Northern/Southern categorisation does not tell the whole story: there are also variations within the groups. Among the 'Nordic' group, the Finns are most likely to live with their children, while the Swedes are the most extreme example of this group, with virtually all individuals in the sample living alone or with a partner. Among the 'South-

ern' group, Irish men are less likely than others to live with a partner, which is associated with the large proportion of never-married Irish men in this age group. Spanish men and women are more likely than other Southerners to live with their children, and least likely to live alone. There is also an 'Anglo-Saxon' dimension discernible in the proportions living in 'other' arrangements, with older people in the UK and Ireland more likely than in other countries to live with people other than their partner or their children.

### *Variations with Age*

The figures in Table 2 are broken down by sex and country; it is clear that it is also appropriate to break them down by age. One would expect older people within this group (those over age 80, for example) to be less likely to live with a partner, while younger people (those aged under 70) might be more likely to be living with children who have not yet have left home. A graphic depiction of how living arrangements change with age is given in Figure 1<sup>5</sup>.

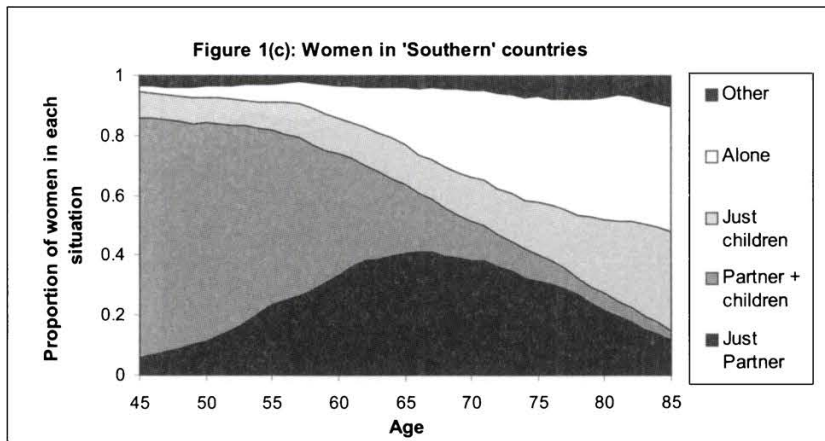
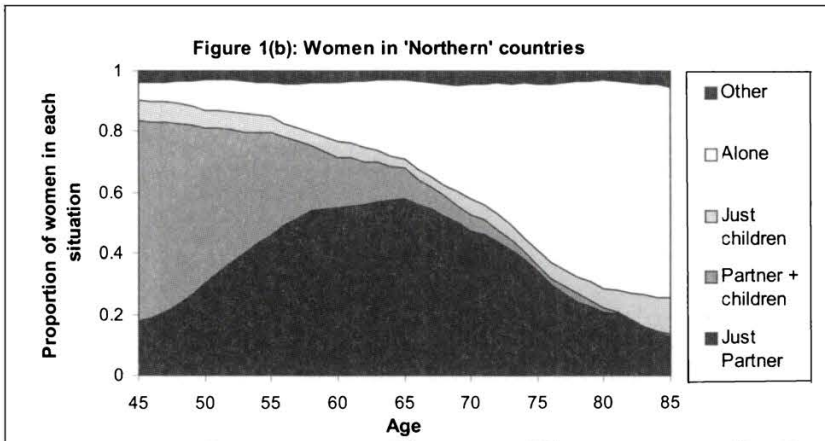
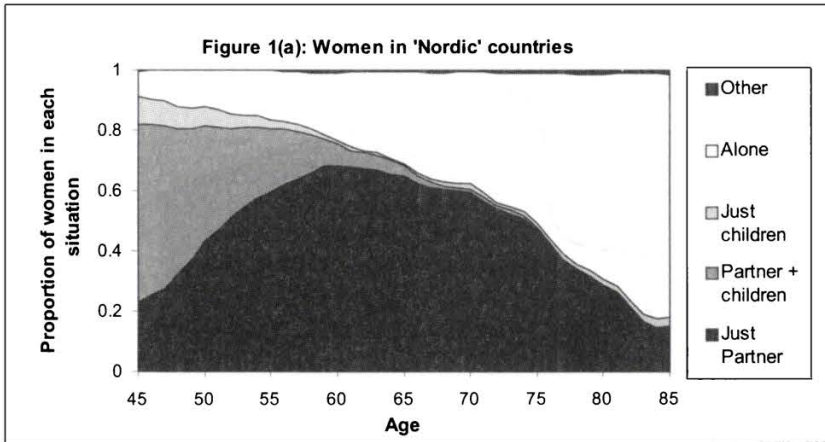
Living arrangements are shown from age 45, giving an idea of what happens in the lead-up to older age as well as in older age itself. Age is shown on the horizontal axis in each graph, and the proportion of older people in each situation is shown on the vertical axis.

As expected, the proportion of people in each situation changes markedly with age, and there are several similarities between groups of countries. Looking first at women, living with a partner but without children is relatively uncommon in the late forties (when most women live with a partner plus children), becomes more common towards the mid-sixties as children leave home, and declines after the mid-sixties as women become widowed. In all groups of countries, the proportion of women living with a partner plus children declines rapidly until the early sixties, and more slowly thereafter. In all groups, the proportion of women living alone increases throughout the age range (although the proportion remains more or less constant after age 80, particularly in Southern countries).

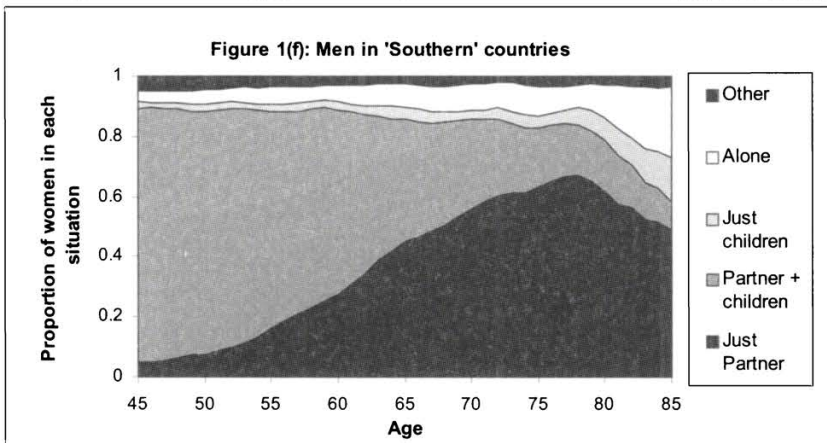
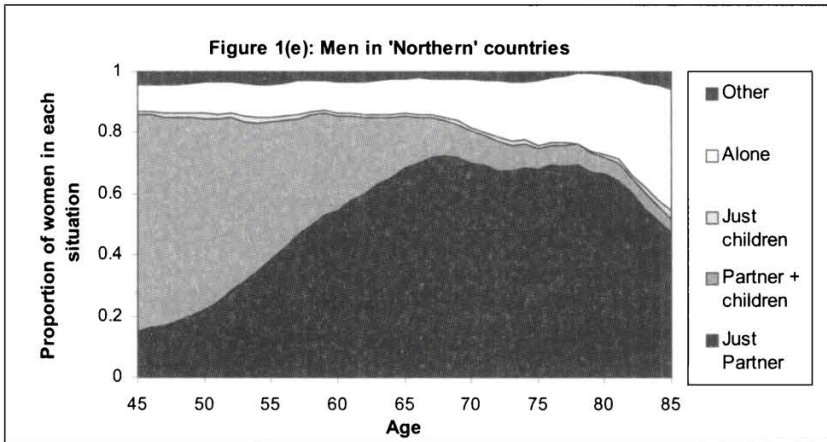
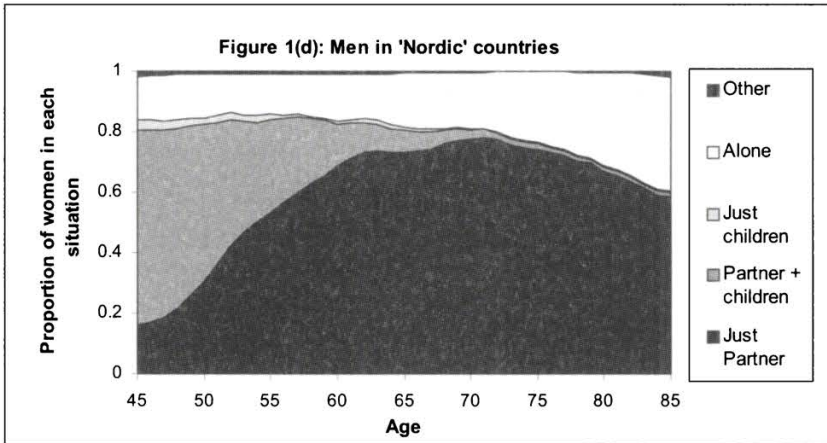
These, then, are the similarities between the groups of countries; however, there are striking differences too. Looking again at the graphs for women, the black section of the graph (living with just a partner) is largest and peaks earliest in the Nordic countries, and is smallest and peaks latest in the Southern countries, reflecting early home-leaving among young adults in Nordic countries and late home-leaving in Southern countries (Iacovou,

---

<sup>5</sup> Tables including full breakdowns of living arrangements by country, sex and age group are not included here for reasons of space, but are available on request from the author.







1998). There is an enormous difference between groups of countries in the proportions living with a partner plus children: in the Nordic countries only a small fraction of women (less than five per cent) live with a partner plus children after age 60; in the Northern countries living with a partner plus children is not uncommon at age 60, accounting for just under one in five women, and the proportion does not drop below five per cent until around age 70; while in the Southern countries, living with a partner plus children is the most common situation at age 60, accounting for two in five women, and it is not until age 80 that less than five per cent of women live in this situation.

The proportion of women living with children but no partner is minute after age 50 in the Nordic countries; in the Northern countries it declines to 3 or 4 per cent in the mid-sixties and increases after this age, accounting for around ten per cent of women after age 80; and in Southern Europe it increases throughout the age range, accounting for around 30 per cent of women after age 80.

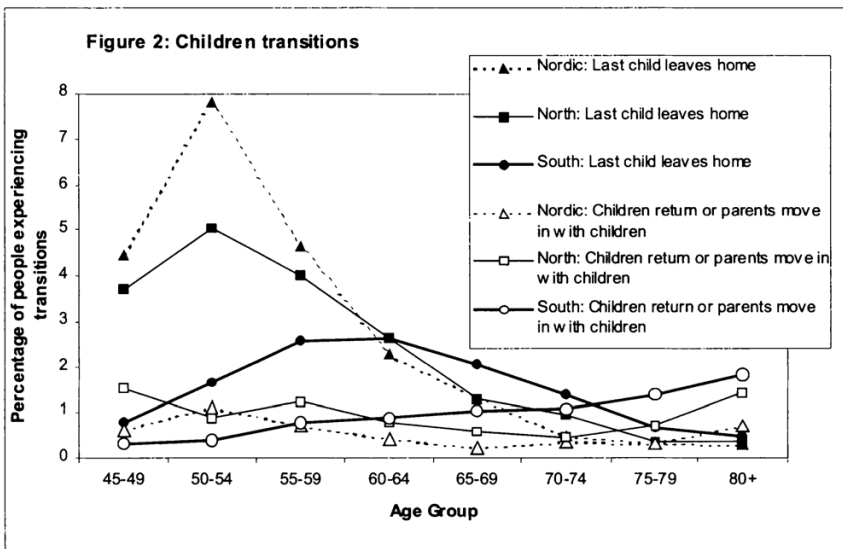
The proportion of women living alone is higher at all ages in Nordic countries than in other groups, and lower in Southern countries, but the difference between groups becomes much more apparent towards the older part of the age range. In Southern countries, only around 40 per cent of women over age 80 live alone, compared with nearly 70 per cent in the Northern countries and approaching 80 per cent in Nordic countries.

All the foregoing discussion has focused on women, but the same sort of evolution of living arrangements with age is visible for men, with a number of interesting differences. First, because men tend to have children later and keep their partners longer than women, all the curves for men are shifted to the right. Also because of lower rates of widowhood, men in both Northern and Southern countries are less likely than women at any age to live alone or to live with just their children. But, as for women, differences are observable between groups of countries: men in Southern Europe are more likely to live with their children at all ages, whether with or without a partner, and less likely to live alone, than men in Northern Europe or in Nordic countries.

Note that for neither men nor for women is there any great difference between groups of countries in the proportion of older people who live with a partner. Rather, the differences arise because Southern Europeans are far more likely to live with their children into older age, whether or not they also live with a partner. This difference is particularly pronounced in those aged under 75 for women with partners, and more pronounced in those aged over 75 for those without partners.

### Dynamic Processes

It has already been noted that the higher probability of older people living alone in Nordic countries is associated with earlier home-leaving by young people in these countries. However, Figure 2 shows that home-leaving is only part of the reason. For five-year age groups of men and women, the percentage in each age group who either stopped or (re-) started living with their children between subsequent waves of the ECHP is shown.



Parents move towards an empty nest earliest in the Nordic group, where the peak age for becoming an 'empty nester' is the early fifties. The peak in the Northern countries is also in the early fifties, though the rate at which the last child moves out of the parental home is lower at all ages. In Southern Europe by contrast, the peak time for moving to an empty nest is the late fifties and early sixties. So children move out of their parents' home later in the South, but there are also differences in the rate at which older people and their children move in together later in life. Until the late sixties, those in Nordic and other Northern countries are more likely to 'regain' children than their Southern counterparts; at this stage in the life cycle, this is likely to be because children who have left home, maybe temporarily, are returning home for a period. Before the sixties, it is uncommon for Southerners to regain their children, possibly because so few of them have lost all their children to begin with. However, after the age of 60, older people in the

South 'regain' their children with increasing frequency, and at higher rates than in Northern European countries, until the age of 80+. Older people in the Nordic countries are extremely unlikely to 'regain' children at any age after the early sixties.

The higher rates of living with children in Southern Europe may therefore be attributed to two factors: first that by the time people reach older age, it is more common to have children still at home in Southern Europe, and second that in Southern Europe there is a higher rate of older people moving in with children, or children moving back in with their parents, than there is in Northern Europe.

### *Those who live with children: sons or daughters?*

This section investigates, in respect of older people who live with their children, whether they live with sons or daughters. An elderly widow may have an unmarried son still living with her, or she might have moved in with a married daughter and her family. Which type of arrangement predominates? Are there variations between countries?

These questions are interesting both in themselves, and in the context of the giving of care, which is discussed in the next section. For example, research in the UK suggests that the burden of care for elderly people rests mainly on their daughters (Tinker 1997, OPCS 1992, Walker and Warren 1996). Is this reflected in living arrangements, with older people living predominantly with daughters rather than sons?

In this analysis, the following countries have been excluded: Luxembourg, because of small sample size, and Sweden, Denmark and the Netherlands, because the numbers of older people living with their children in these countries is too small to yield meaningful results.

This section also attempts to focus on older people who live with their adult children out of some element of choice, rather than because their children are simply too young to have left home yet. Thus, it focuses on women: since men are able to father children into their fifties and beyond, older men are much more likely than older women to live with children who have not yet flown the nest. It also considers only women over age 70, since their children are likely to be aged 35 or over and in most cases will have already left home if they are intending to leave home at all.

For the group of women over age 70 who are not currently in a partnership, and who live with one or more of their children, Table 3 shows the sex and marital status of these co-resident children. For each country, where one type of arrangement is particularly prominent (more than eight percent

tage points ahead of the next most common arrangement), it is highlighted in bold type.

*Table 3*  
**Sex and Marital Status of co-resident Children**  
**(Women age 70+ who live with their Children but no Partner)**

	<i>Row Percentages</i>					
	Single Daughter/s	Married Daughter/s	Single Son/s	Married Son/s	Son/s and Daughter/s	Sample Size
Finland	19	10	<b>53</b>	16	1	64
UK	17	26	<b>34</b>	18	5	77
Belgium	22	24	<b>44</b>	8	2	69
France	29	25	29	13	4	135
Germany	17	25	32	17	8	95
Austria	13	24	29	32	2	194
Ireland	20	14	<b>39</b>	22	6	194
Portugal	23	<b>43</b>	17	15	2	289
Spain	21	<b>40</b>	18	15	5	513
Italy	16	25	18	<b>36</b>	5	349
Greece	15	23	14	<b>46</b>	1	370
All	19	29	25	22	5	2352

The sample consists of all those living with children, in the first year in which they are observed living with children.

Sweden, Denmark and the Netherlands are omitted as hardly anyone in these countries lives with their children; Luxembourg is omitted owing to small sample size.

First it should be noted that these proportions are not independent of age. The proportion living with single sons decreases with age, and probably indicates late home-leaving or marriage by sons; the proportions living with married sons and daughters increase with age.

Although overall, an older person is more likely to live with a married daughter than any of the other options, this is certainly not the case in all countries. In Spain and Portugal older women are much more likely to live with married daughters (and are also relatively likely to live with *single* daughters, so that over 60 per cent in each country live with a daughter). By contrast, older women in Italy, Greece and Austria are more likely to live with married sons than with married daughters, and are also more likely to live with single sons than single daughters.

Ireland displays a different pattern again, with 39 per cent of women who live with a child, living with a single son. This is very likely a result of the same phenomenon of (possibly infinitely) delayed marriage, which gives rise to the large numbers of never-married elderly men and women in this coun-



try. Another 20 per cent of older women in Ireland live with a married son, meaning that 60 per cent of women in Ireland live with sons rather than daughters.

In Finland, the UK and Belgium, more elderly people live with single sons than with daughters or married sons. However, rather than reflecting any preference for living with sons, this probably indicates the presence of some sons who are extremely late in leaving home: taken as a proportion of all older women, not just those with co-resident children, the proportion of Northern Europeans living with single sons is lower than the proportion of Southern Europeans living with single sons.

Although the results in Table 3 show no clear regional patterns in terms of whether older people live with sons or daughters, it is clear that in many countries older people are as likely, or more likely, to live with sons as with daughters, and therefore the fact that care for elderly people is predominantly given by women does not seem to be reflected in older women's living arrangements. The section which follows suggests some reasons for this apparent contradiction.

## 5. Giving and Receiving Care in the Extended Family

Table 4 shows the age and disability status of elderly men and women, by whether they live with sons or daughters. It is clear that those who live with single sons tend to be younger and thus probably less in need of care than those who live with single daughters, married daughters, or married sons: the mean age of an older person living with a single son is 77.3 years, compared with over 80 years for those living with a single daughter, or a married son or daughter. Those living with single sons are also in better health than those living with children in other arrangements: only 22 per cent of those living with a single son have a severely limiting health problem, compared with 28 per cent for those living with a married daughter, and over 30 per cent for those living with married sons or single daughters. The figures shown are a weighted average for all countries, but the results are similar if data are broken down by countries or groups of countries.

Significance tests show that for women (and for the sample as a whole), the mean age in column (3) is significantly lower than the mean age in all the other columns at the 1% level. Additionally, the mean age in column (5) is significantly lower, again at the 1% level, than the mean ages in columns (1), (2) and (4). There is no significant difference between the mean ages in columns (1), (2) and (4).

*Table 4*  
**Age and Health status, by Living Arrangement**  
**(Sample: Men and Women age 70+ not Living with a Partner)**

Live with:	(1) Single Daughter/s	(2) Married Daughter/s	(3) Single Son/s	(4) Married Son/s	(5) Don't live with children
Mean age (years)					
Women	80.3	80.2	77.2	80.2	78.2
Men	78.5	80.8	77.8	82.1	77.9
All	80.0	80.3	77.3	80.6	78.2
Percentage where health hampers activity severely					
Women	33.9	29.2	21.8	29.6	16.4
Men	16.6	21.7	20.6	33.9	15.7
All	31.1	27.8	21.6	30.5	16.2

Unweighted sample size: 6978 women (of whom 2221 live with children) and 1949 men (of whom 489 live with children). The sample consists of all those living with children, in the first year in which they are observed living with children.

Statistics based on chi-squared tests: Test statistic for whether percent with severe disability varies between groups: chi-squared(4) = 122.4,  $P=0.000$ . Test statistic for whether percentage with severe disability varies between groups, excluding those not living with children: chi-squared(3) = 13.86,  $P = 0.003$ .

For men, there is no significant difference between the mean ages in columns (1), (3) and (5), or between the means in columns (2) and (4). The means in columns (2) and (4) are significantly higher than those in columns (1), (3) and (5) [ $P < 0.001$ ].

For women, the percentage with severe disability is significantly lower in column (5) than in all other columns [ $P < 0.01$ ], and significantly lower in column (3) than in columns (1), (2) and (4) [ $P < 0.05$  or better]. There is no significant difference in the percentages with a severe disability in columns (1), (2) and (4).

For men, the percentage with a severe disability is significantly higher in column (4) than in all other columns [ $P < 0.05$ ]. There is no significant difference between the percentages in other columns.

Table 4 shows that one possible explanation for the fact that older people are often just as likely to live with sons, even though research finds that care is given by women, is that those living with single sons are less likely than others to need care. Table 5 suggests an additional explanation: that even when elderly people live with married sons, it is still in many cases women in these households (presumably their daughters-in-law) who take on the caring. The ECHP asks respondents: "Do your daily activities include looking after, without pay, another person who needs special help because of old age, illness or disability? The person could be living in the household or

elsewhere". Those who respond in the affirmative are asked "[Is] any looked-after person living in this household?"

Thus, these questions allow the researcher to identify individuals in the household who are providing care for an elderly person also in the household, but where more than one elderly person lives in the household, one cannot identify which of them is receiving the care. This problem is overcome by focusing on people over age 70 who live with their children, but who do not live with a partner, and where there is no-one else over age 70 in the household.

Table 5 shows the proportions of household members under age 65 in households where a single elderly person over 70 is present, who report looking after an older person in the same household. In each panel, the first row gives the percentages of older people who are cared for by a man under age 65 in the same household; the second row gives the percentages being cared for by a woman under 65 in the same household; and the third row shows the percentages being cared for by a man *or* a woman in the same household.

As one would expect, where an older person lives with a single daughter, care is nearly always provided by a woman in the household, and where an older person lives with a single son, care is nearly always provided by a man. There is a gender difference in the proportions receiving care: those living with single daughters are much more likely to be receiving care from within the household than those living with single sons. This difference is particularly pronounced for the 'Northern' countries, where 29 per cent of older people living with a single daughter receive care, compared with only 13 per cent of older people living with single sons.

Gender differences in the giving of care are also pronounced where older people live with married sons or daughters. In both cases, they are more likely to be cared for by a woman than by a man, and in most of the households where a man is providing care, care is also being provided by a woman. Weighted averages over all countries show that of older people who live with their married sons, 49 per cent are receiving some sort of care from within the household, 44 per cent are receiving care from a woman, while only 20 per cent are receiving care from a man (their son): thus, only 5 per cent are receiving care exclusively from the man. This difference is driven largely by the Southern countries, where the proportion of married sons giving care is particularly low (15 per cent, compared to 30 per cent in Northern countries). In Northern countries the proportion of married sons giving care is approximately equal to the proportion of daughters-in-law giving care.

Table 5

**Care for older People within the Household, by Living Arrangement  
(Women and Men age 70+, not Living with a Partner, who Live with their Children)**

	Single Daugh- ter/s	Married Daugh- ter/s	Single Son/s	Married Son/s	Son/s and Daugh- ter/s	All
<i>'Nordic' Countries</i>						
Cared for by a man under 65 in the same household	*	*	21	*	*	23
Cared for by a woman under 65 in the same household	*	*	0	*	*	19
Cared for by <i>anyone</i> under 65 in same household	*	*	21	*	*	34
<i>'Northern' Countries</i>						
Cared for by a man under 65 in the same household	0	22	13	30	*	16
Cared for by a woman under 65 in the same household	28	37	0	29	*	20
Cared for by <i>anyone</i> under 65 in same household	28	50	13	41	*	31
<i>'Southern' Countries</i>						
Cared for by a man under 65 in the same household	0	12	19	15	18	12
Cared for by a woman under 65 in the same household	26	53	1	50	32	37
Cared for by <i>anyone</i> under 65 in same household	26	54	20	52	36	41
<i>Weighted average, All countries</i>						
Cared for by a man under 65 in the same household	0	16	16	20	20	14
Cared for by a woman under 65 in the same household	27	47	0	44	19	30
Cared for by <i>anyone</i> under 65 in same household	27	52	16	49	29	37

Unweighted sample sizes: 'Nordic' countries: 110; 'Northern' countries: 653; 'Southern' countries: 2110. The sample consists of all those living with children, in the first year in which they are observed living with children.

Cells marked with an asterisk contain too few observations to provide meaningful percentages; other cells all contain 50 observations or more.

Test statistics: Single daughters are significantly more likely than single sons to provide care in the 'Northern' group of countries ( $P = 0.001$ ), and over all countries [ $P = 0.000$ ] though this difference is significant only at the 10% level in the 'Southern' group [ $P = 0.069$ ].

Of course, these data fall well short of showing a full picture of care by older people's children: in particular, they give no information about the *amount* of care children are giving. However, there is strong evidence that more women than men care for older people: older people living with (single) sons are less likely to need inputs of care; single sons are less likely than single daughters to provide care; when an older person lives with a married daughter, the daughter is much more likely than the son-in-law to provide care; and when the older person lives with a married son, a good deal of care falls to the daughter-in-law.

Two final questions are addressed in this section: how receiving care within the extended family is related to age, and how giving care may be seen as a reciprocal rather than a one-way arrangement. It has already been shown that many older people living with their children receive care from within the household, but this section examines how many of the older people provide caring services in the other direction, by looking after grandchildren.

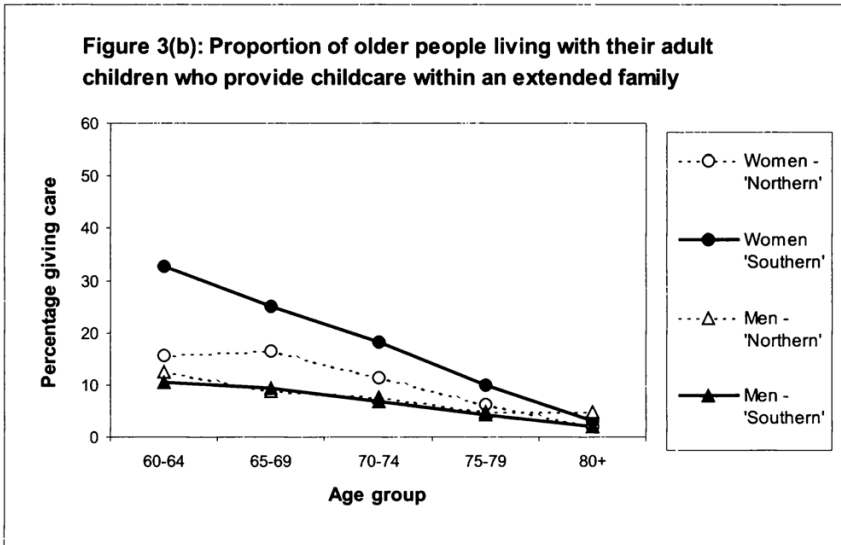
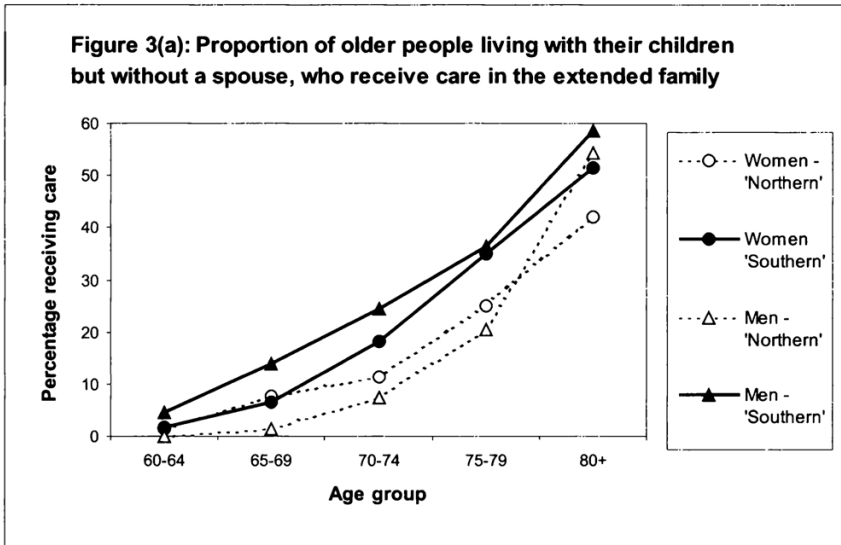
Figure 3(a) shows how the proportions of older people receiving care in the extended family changes with age. This chart is based on a sample of men and women living with one or more of their children, and *not* living with a partner. Again, this means that one can be reasonably sure that the individual in question, rather than another adult in the household, is receiving care, but it means that some of the cell sizes are rather small, particularly for the 'Nordic' countries, which are not shown on the graphs.

For all groups, the proportion receiving care within the extended family increases with age, from under 10 per cent for the 60–64 age group, to between 40 and 60 per cent or more for those aged 80 and over.

At the beginning and the end of the age range, the proportions of older people receiving care do not differ much between groups. However, towards the middle of the age range, especially among people aged 70–79, there is more of a difference between groups, with men and women in Northern countries less likely to be receiving care than those in Southern countries. The differences between groups of countries are statistically significant at the 1 per cent level (test statistics not shown), with Northern men less likely to receive care than Southern men, and Northern women less likely to receive care than Southern women. However, within groups of countries the differences between the proportions of men and women receiving care are not statistically significant.

Figure 3(b) takes as its sample all older people living with their children (whether or not they also live with a partner, since the inclusion of older people with partners does not confuse the issue of whether an individual older person provides childcare), and shows the proportion who provide care for young children in the same household (it should be remembered





Note: First panel of the chart based on 603 women and 137 men in 'Northern' countries, and 2728 women and 632 men in 'Southern' countries. Second panel based on 1044 women and 889 men in 'Northern' countries, and 4903 women and 4117 men in 'Southern' countries. In both panels, the sample includes those living with children, in the first year in which they are observed living with children.

that not all these people will be in a position to be providing care, as not all will have grandchildren resident in the same household). For all groups, the proportion looking after grandchildren declines with age, reflecting the fact

that most of the grandchildren of people over age 80 are not of an age to require inputs of care. Women in Southern Europe are the most likely to be providing care to grandchildren, with around a third of the 60–64 age group providing care; women in Northern Europe are the next most likely, with around one in six of the 60–64 age group providing care.

Men in both Northern and Southern Europe are much less likely to help with childcare, with only 10 per cent of those in the youngest age group providing this service, and with the proportion declining thereafter. In this youngest age group, these low levels might be explained by the fact that many of these men will not yet be retired; however, this does not apply to the older age groups, and it is likely that the male/female difference here arises from culture and preferences, rather than from men being otherwise occupied.

Taken together, Figures 3(a) and 3(b) show that where older people live with their children, there is a certain degree of reciprocity of care, although this reciprocity is sequential rather than contemporaneous (the 'younger old' provide care, and the 'older old' receive care), and it is mostly confined to women.

## 6. Well-being and Living Arrangements

This section looks briefly at whether older people's living arrangements are related to their well-being. The ECHP has rather limited information on well-being, particularly in relation to people not in employment. However, two questions are asked which give some indication of older people's well-being. Respondents are asked to state on a scale ranging from 1 (not at all satisfied) to 6 (fully satisfied) how they rate their satisfaction with their situation in a number of areas, including their financial situation and their housing situation. The distribution of these responses varies systematically between countries, with Southern Europeans less likely to give favourable responses on all aspects of life satisfaction<sup>6</sup>. For ease in comparing the between-country differences in responses between older people living with and without children, the distributions have been standardised within the population of older women each country, to have a mean of zero and a standard deviation of one.

---

<sup>6</sup> This systematic between-country difference in self-reported life satisfaction measures applies not only to older people, but right across the age range. It is common to men and women, and across every single measure of satisfaction with life and work included in the ECHP. Large differences between Northern and Southern countries persist even when lower incomes and standards of living in Southern countries are taken into account, and thus it appears that there is some cultural dimension behind the differences in the way these questions are answered.

A priori, it is not clear whether or how one might expect living arrangements to be related to these measures of well-being. On the one hand, if income and amenities are pooled within the household, older people living with their children may be more satisfied with their financial and/or housing situation. On the other hand, if older people would prefer to live independently but are constrained by financial or other circumstances to live with their children, or if those older people living with their children do so because they have few resources of their own and would therefore be dissatisfied with their situation anyway, then older people living with their children may have lower well-being than those living without children.

Table 6 shows that in most countries, well-being is higher among older people living with their children. The analysis is performed on a sample of women aged 75 or older without a partner in the household, with mean levels of satisfaction shown for those living without and with children; the differences in means between those with and without children are shown as percentages of a standard deviation for the country in question, and significance levels for differences between the means are shown by asterisks. Because older people's satisfaction with their situation may vary with age, and because living arrangements may also vary with age, these significance levels are calculated not on the simple cross-tabulation figures, but from regressions of satisfaction levels on living arrangements plus a quadratic term in age, to control for these age effects.

Table 6 shows clearly that with the exception of the 'Nordic' group of countries, those living with their children report higher levels of satisfaction with both their financial and their housing situation than those who are not living with their children. This difference is not significant in every country, but one or both differences are significant at the 5% level or better in all the 'Southern' group of countries. Thus, those living with their children have higher mean levels of satisfaction with their finances and their housing situation, and these differences are particularly large and significant in those countries where it is most common to live with one's children into old age.

Of course, a difference in means may be driven by differences at the bottom of the satisfaction distribution (those living with children are less likely to be extremely unhappy with their situation but no more likely to be very happy) or by differences at the top (those living with their children may be just as likely to be very unhappy as those not living with children, but more likely to be very happy). Separate analysis (not shown here) indicates that there are differences both at the top and at the bottom of the distribution: in Southern countries, those living with their children are significantly less likely to report very low values of satisfaction, and also significantly more likely to report very high values.

*Table 6*  
**Satisfaction with Financial and Housing Situation:  
 Women aged 75 and over not Living with a Partner**

	Financial Situation			Housing Situation		
	Mean Standardised Satisfaction Scores		Difference (2)-(1)	Mean Standardised Satisfaction Scores		Difference (4)-(3)
	Living without children (1)	Living with children (2)		Living without children (3)	Living with children (4)	
Finland	0.00	0.01	1	0.09	-0.29	-39 ***
Denmark	0.00	-0.14	-14	0.00	0.11	11
Netherlands	-0.02	0.40	42 ***	0.00	-0.04	-5
UK	-0.02	0.18	20	-0.02	0.15	17
Belgium	-0.03	0.18	21 *	-0.01	0.05	6
France	-0.01	0.07	8	-0.01	0.03	4
Austria	-0.09	0.14	23 ***	-0.06	0.10	15 **
Ireland	-0.15	0.18	33 ***	-0.06	0.08	14 *
Portugal	-0.07	0.09	16 ***	-0.11	0.14	24 ***
Spain	-0.10	0.08	18 ***	-0.08	0.07	15 ***
Italy	-0.04	0.05	9 *	-0.05	0.06	12 **
Greece	-0.17	0.15	32 ***	-0.20	0.19	39 ***

*Notes:* Data not available for Sweden and Germany. Data from 1994–97 are used (1995–97 for Austria, 1996–97 for Finland).

Significance of difference between 'no' and 'yes' columns indicated by asterisks: \* significant at 10% level, \*\* significant at 5% level, \*\*\* significant at 1% level.

It should be stressed that the figures in Table 6 say nothing about cause and effect, and more research (perhaps exploiting the longitudinal nature of the ECHP) would be necessary to do this. However, it illustrates clearly the idea raised in the introduction that there is a close relationship between living arrangements and well-being (and therefore, at least some dimension of social exclusion), and shows that that this is an area where further research would very likely pay rich dividends. In particular, more research may shed further light on the findings of Eurobarometer data (Commission of the European Communities 1993) that the proportion of older people reporting feelings of loneliness is highest in countries where levels of co-residence with adult children are high (and where older people report frequent contact with their relatives), and lowest in the countries where levels of co-residence are lowest.

## 7. Conclusions

This paper has made a detailed plot of older people's living arrangements, and variations have been uncovered with respect to age, sex and country of residence. The differences between men and women can mainly be explained by the fact that women, having longer life expectancy and being younger than their male partners, are on average widowed earlier and spend longer living without a partner. The differences between countries are more complex and less easy to explain.

A threefold typology into 'Nordic', 'Northern' and 'Southern' groups of countries, loosely based on Esping-Andersen's (1990) typology of welfare states, has proved useful in categorising living arrangements. The 'Nordic' group of countries, comprising Finland, Sweden, Denmark and the Netherlands, is characterised by a high proportion of older people living alone, and an extremely low proportion living with their children. In the 'Northern' group, consisting of the UK, Belgium, Luxembourg, France and Germany, living alone is less common than in the Nordic group, but is still fairly common, and living with adult children is relatively uncommon, particularly after the mid-seventies. By contrast, the 'Southern' group, comprising Austria, Ireland, and the Mediterranean group of Greece, Italy, Spain and Portugal, is characterised by a large proportion of older people living with their children (either with or without a spouse) and a much smaller proportion living alone. The high proportion of older people living with adult children in the 'Southern' group is attributable mainly to the fact that young adults are far less likely to leave the parental home at an early age than elsewhere in Europe; however, it is also attributable, at least in part, to the fact that older Southern Europeans are more likely to move in with their adult children after a period of living without children.

Not all inter-country differences are attributable to this regional typology. For example, an 'Anglo-Saxon' dimension cutting across the groups is evident in that Ireland and the UK have a higher proportion than other countries of older people living in households with people other than their partners or children. Additionally, although it is clear that in some countries it is more common for older people to live with daughters rather than sons, and in other countries it is more common for them to live with sons, this variation does not follow a pattern according to the regional typology used elsewhere in the paper.

This paper has also examined the giving and receiving of care by older people living with their children. The proportion of older people receiving care from other household members increases with age, and (holding age constant) is more likely to be given in the 'Southern' than the 'Northern'



countries. Despite the fact that it is as common for older people to live with their sons as with their daughters, the burden of care is shouldered mainly by women; where older people live with married sons, daughters-in-law are as likely to provide care as the sons in Northern countries, and a lot more likely to provide care in Southern countries.

A good deal of reciprocity exists in care arrangements, in that 'younger old' women who live with their children are almost as likely to provide care to grandchildren as 'older old' women who live with their children are to receive care from their children. However, this reciprocity is almost entirely confined to women. Older men who live with their adult children are as likely as women to receive care from their children. However, unlike their female counterparts, these older men are extremely unlikely to help with caring for grandchildren.

Finally, this paper has shown that older people's living arrangements are closely linked to their well-being (in this case, to the reported level of satisfaction with their financial situation and housing situation). In countries where co-residence between older people and their adult children is extremely uncommon, there is in general no difference in the levels of well-being reported by older people living with their children and those not living with adult children. However, in countries where it is common for older people to live with their children, significantly higher levels of well-being are reported by those living with their children than by those living in other arrangements.

This paper has provided an overview of older people's living and caring arrangements in a cross-sectional context, highlighting variations according to age, sex and country. At several points, the need has been stressed for further research to be done in this area. A growing body of work is examining the determinants of older people's choices of living arrangements in a multivariate framework, and the possibilities for this increase with increasing age of the ECHP. Additionally, the opportunities for longitudinal research, exploring these decisions as part of a dynamic process, are also increasing. Finally, as older people form a larger and larger part of the European population, there is an urgent need for research into the processes of social exclusion among the elderly population, and how this is related to older people's choices of where and with whom they live.

## References

- Blackman, T. / Brodhurst, S. / Convery, J.* (eds) (2001) "Social Care and Social Exclusion: A Comparative Study of Older People's Care in Europe". Palgrave, Hampshire.
- Burchardt, T. / Le Grand, J. / Piachaud, D.* (1999) Social Exclusion in Britain 1991 – 1995. *Social Policy and Administration* 33: 3, September 1999, pp 227 – 244
- Burr, Jeffrey A. / Mutchler, Jan E.* (1992) "The Living Arrangements of Unmarried Elderly Hispanic Females". *Demography* 29, pp. 93 – 112.
- Carliner, Geoffrey* (1975) "Determinants of Household Headship". *Journal of Marriage and the Family* 37, pp. 29 – 38.
- CIA (1998) *The World Factbook* Washington DC 1998, Central Intelligence Agency.
- Commission of the European Communities* (1993) "Age and Attitudes: Main Results from a Eurobarometer Survey". Commission of the European Communities, Brussels.
- Council of Europe* (1996) "Recent Demographic Developments in Europe". Council of Europe, Belgium.
- Esping-Andersen, G.* (1990) *Three Worlds of Welfare Capitalism* Cambridge, Policy Press.
- Eurostat* (1992) Document PAN 1: Outline of the Project Eurostat, Luxembourg.
- (1994) Document PAN 15: Variable List cum Code Book for the full ECHP Eurostat, Luxembourg.
  - (1995) "Labour Force Survey: Results 1994" Statistical Office of the European Communities, Luxembourg.
  - (1996) "Labour Force Survey: Results 1995" Statistical Office of the European Communities, Luxembourg.
  - (1999) *Demographic Statistics – Data 1960–99*. Office for Official Publications of the European Communities, Luxembourg.
  - (2001) "Eurostat Yearbook: the Statistical Guide to Europe" Office for Official Publications of the European Communities, Luxembourg.
- Ferrera, M.* (1996) "The 'Southern' model of Welfare in Social Europe". *Journal of European Social Policy*, vol. 6 no. 1, pp 17 – 37.
- Glick, J. E. / Bean, F. D. / Van Hook, J. V. W.* (1997). "Immigration and Changing Patterns of Extended Family Household Structure in the United States: 1970–1990". *Journal of Marriage and the Family* 59, pp. 177 – 191.
- Grundy, E.* (1996) *Population Ageing in Europe*, in Coleman, D. (1996) *Europe's Population in the 1990s*, Oxford.
- Iacovou, M.* (1998) *Young People in Europe: Two Models of Household Formation*. Working Papers of the ESRC Research Centre on Micro-Social Change. Paper 98–13. Colchester: University of Essex.

- (2000) Health, Wealth and Progeny: Explaining Older Europeans' Living Arrangements. ISER Working Papers. Paper 2000–8, Colchester: University of Essex.
- (2000b) The Living Arrangements of Elderly Europeans. ISER Working Papers. Paper 2000–9, Colchester: University of Essex.
- Kirk, M.* (ed) (1981) "Demographic and Social Change in Europe 1975–2000". Liverpool University Press, Liverpool.
- Macunovich, D. J. / Easterlin, R. A. / Schaeffer, C. M. / Crimmins, E. M.* (1995) "Echoes of the Baby Boom and Bust: Recent and Prospective Changes in Living Alone among Elderly Widows in the United States". *Demography* 32, pp. 17–28.
- Michael, R. T. / Fuchs, V. R. / Scott, S. R.* (1980) "Changes in the Propensity to Live Alone: 1950–1976". *Demography* 17, pp. 39–56.
- Mitterauer, M. / Sieder, R.* (1982) "The European Family: Patriarchy to Partnership from the Middle Ages to the Present". Basil Blackwell, Oxford.
- Mutchler, Jan E.* (1992) "Living Arrangements and Household Transitions among the Unmarried in Later Life". *Social Science Quarterly* 73, pp. 565–580.
- Mutchler, Jan E. / Burr, Jeffrey A.* (1991) "A Longitudinal Analysis of Household and Nonhousehold Living Arrangements in Later Life". *Demography* 28, pp. 374–390.
- OECD* (1996) *Caring for Frail Elderly People: Policies in Evolution*. OECD Social Policy Studies no. 19, Paris.
- (1996(b)) *Ageing in OECD Countries: a Critical Policy Challenge*. OECD Social Policy Studies no. 20, Paris.
- (1997) "Labour Force Statistics". OECD Statistics Directorate, Paris.
- ONS* (2000) "Living in Britain: Results from the General Household Survey". Office for National Statistics, London: The Stationery Office.
- OPCS* (1992) *General household survey: Careers in 1990*. Office of Population Censuses and Surveys, 1992.
- Pampel, F.* (1992) "Trends in Living Alone among the Elderly in Europe", in: *Rogers, A.* (ed) *Elderly Migration and Population Redistribution: a Comparative Study*, Belhaven, London.
- Tinker, A.* (1997) *Older People in Modern Society* (fourth edition). Addison Wesley Longman Limited, New York.
- Van Solinge, H.* (1994) "Living Arrangements of Non-Married Elderly People in the Netherlands in 1990". *Ageing and Society* 14, pp. 219–236.
- Walker, A. / Warren, L.* (1996) *Changing Services for Older People*. Open University Press.
- Whiteford, P. / Kennedy, S.* (1995) *Incomes and Living Standards of Older People*. Department of Social Security Research Report No. 34, HMSO 1995.
- Wall, R.* (1989) "The Residence Patterns of the Elderly in Europe in the 1980's", in: *Grebank et al* (eds) *Later phases of the family life cycle*, Clarendon Press, Oxford.
- Wolf, Douglas A.* (1990) "Household patterns of older women". *Research on Aging* 12:4, pp. 463–486.

- (1995) “Changes in the Living Arrangements of Older Women: an International Study”. *The Gerontologist* 35:6, pp. 724–731.
- Wolf, Douglas A. / Pinelli, Antonella* (1989) “Living arrangements and family networks of older women in Italy.” *Research on Aging* 11, pp. 354–37.
- Wolf, D. A. / Soldo, B. J.* (1988) “Houshold Composition Choices of Older Unmarried Women”. *Demography* 25, pp. 387–403.