

Chlon, Agnieszka

Article

Pension reform and public information in Poland

Schmollers Jahrbuch – Zeitschrift für Wirtschafts- und Sozialwissenschaften. Journal of Applied Social Science Studies

Provided in Cooperation with:

Duncker & Humblot, Berlin

Suggested Citation: Chlon, Agnieszka (2000) : Pension reform and public information in Poland, Schmollers Jahrbuch – Zeitschrift für Wirtschafts- und Sozialwissenschaften. Journal of Applied Social Science Studies, ISSN 1865-5742, Duncker & Humblot, Berlin, Vol. 120, Iss. 3, pp. 489-534, <https://doi.org/10.3790/schm.120.3.489>

This Version is available at:

<https://hdl.handle.net/10419/291966>

Standard-Nutzungsbedingungen:

Die Dokumente auf EconStor dürfen zu eigenen wissenschaftlichen Zwecken und zum Privatgebrauch gespeichert und kopiert werden.

Sie dürfen die Dokumente nicht für öffentliche oder kommerzielle Zwecke vervielfältigen, öffentlich ausstellen, öffentlich zugänglich machen, vertreiben oder anderweitig nutzen.

Sofern die Verfasser die Dokumente unter Open-Content-Lizenzen (insbesondere CC-Lizenzen) zur Verfügung gestellt haben sollten, gelten abweichend von diesen Nutzungsbedingungen die in der dort genannten Lizenz gewährten Nutzungsrechte.

Terms of use:

Documents in EconStor may be saved and copied for your personal and scholarly purposes.

You are not to copy documents for public or commercial purposes, to exhibit the documents publicly, to make them publicly available on the internet, or to distribute or otherwise use the documents in public.

If the documents have been made available under an Open Content Licence (especially Creative Commons Licences), you may exercise further usage rights as specified in the indicated licence.



<https://creativecommons.org/licenses/by/4.0/>

Pension reform and public information in Poland

By Agnieszka Chlon¹

Abstract

Public information is a central part of the process of Pension reform and every stage from design to building support for change and to implementing the reform. An in-depth-analysis of Poland shows that a public campaign was a success: not least because mistakes were quickly corrected. Poland's experience holds some valuable lessons for other countries who want fundamental reform of their Pension systems.

Zusammenfassung

Wenn kapitalgedeckte private Renten eine größere Rolle in der Altersvorsorge spielen sollen, dann ist es notwendig, dass die öffentlichen Informationen über das neue System verbessert werden. Öffentliche Informationen sollten deswegen Teil einer jeden Reform in Richtung mehr kapitalgedeckter Renten sein. Der Aufsatz untersucht eine breit angelegte öffentliche Informationskampagne in Polen und kommt zu dem Ergebnis, dass diese Kampagne erfolgreich war; nicht zuletzt, weil viele Fehler schnell korrigiert wurden. Insgesamt kann Polens Erfahrungen mit einer öffentlichen Informationskampagne für andere Länder, die die kapitalgedeckte private Altersvorsorge ausweiten wollen, nützlich sein.

JEL-Classification: G 18, G 23, H 55

Poland introduced its pension reform in 1999. The need for change was readily apparent both to experts – who pointed to huge system deficits and the rapid demographic transition – and to the public, who, as we shall see, wanted a more transparent and comprehensible retirement scheme. The old scheme had been very unstable, sometimes amended several times in a single year. Change affected every part of the system, including the benefit formula, pension age, eligibility criteria and indexation rules. Even the staff of the social security administration found it hard to keep track: eventually, there were more than ten different laws affecting the system.

¹ The author is grateful to Robert Palacios for his support and to Edward Whitehouse for his comments.

The new pension scheme aimed to offer a more transparent regime, with benefits more closely related to individual contributions in both the public, pay-as-you-go and the private, funded components. This paper begins with a description of the old and new pension schemes from the point of view of the contributors during the working period and after retirement. In particular, it highlights the features of the new scheme that increase the responsibility of individual members. The discussion is deliberately kept brief: the interested reader is referred to Chlon, Góra and Rutkowski (1999) for more details.

The subsequent section charts the development of Poland's financial sector. Until the 1990s, this was practically non-existent. Retail banking was undeveloped, as most people preferred to keep their money 'under the mattress', often in foreign currency. Inflation had wiped out savings in domestic currency. Insurance was monopolised by two state providers mainly offering car and home-contents products. During the 1990s, however, the financial sector developed rapidly and the financial literacy of the population improved in its wake. Yet the question remains whether people were ready for a modern pension scheme and the choices they had to make.

The following two sections describe the government's public-information campaign both during and after the reform's implementation. They also look at the marketing and sales strategies of the new pension funds. A concluding section draws out the lessons for other countries.

1. The pension system in Poland before and after reform

1.1 Basic features of the old pension system

The old pension system in Poland was a traditional, defined – benefit system, financed on a pay-as-you-go basis. Employers paid social security contributions as a proportion of their total wage bill. So workers often had little interest in the mechanics of the financing of the scheme and even whether the employer actually paid contributions. Moreover, the social security administration (ZUS) did not keep records of the contributions made on individuals' behalf. On retirement, the employer submitted a form to ZUS, which calculated the pension entitlement.

Pensions were not uprated until the 1980s, when inflation rapidly eroded the purchasing power of benefits. After a period of *ad-hoc* increases, automatic indexation procedures were introduced in 1991, with the pension uprated in line with earnings.

There were many other changes at the same time, some of which were applied retrospectively. This resulted in a recalculation of existing pensioners'

benefits, increasing the average pension from 53 to 61 per cent of average earnings.

There were three components to the pension under the new scheme:

- a flat-rate element of 24 per cent of average earnings, adjusted by a coefficient ranging from 91 per cent in 1991 to 100 per cent in 1999;
- an earnings-related component of 1.3 per cent of pensionable pay for each year of contributions; and
- a credit of 0.7 per cent of pensionable earnings for each year without contributions, due to bringing up children, participation in higher education *etc.* to a maximum of one third of contribution years.

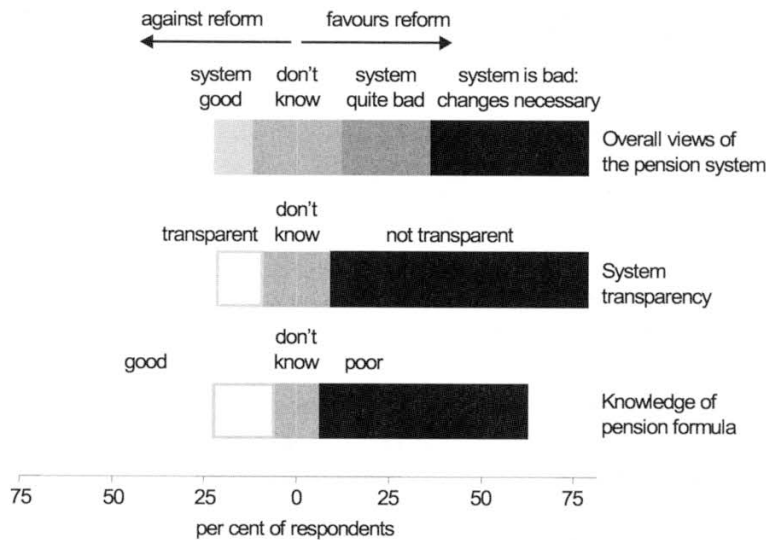
The introduction of earnings indexation was not favourable for pensioners in the early 1990s because prices increased faster than wages. But real wages grew after 1993 and, as a result, pension spending increased sharply. The subsidy to the social insurance fund from general revenues reached 5.7 per cent of GDP in 1993. The government was forced to act. Pensionable earnings were reduced from 100 per cent to 91 per cent of actual pay in 1993 and benefits were indexed to prices from 1995.

The rapid spending increase in part resulted from the spread of early retirement. For example, people subject to group lay-offs could retire regardless of age if they fulfilled the contribution criterion (40 years for men and 35 years for women). Restructuring branches were also offered early retirement. Almost a quarter of the workforce was covered by some kind of early retirement privilege, which seemed a convenient way of reducing labour-market pressures. However, there were no projections of the long-term impact of this policy.

To conclude, pension legislation changed constantly during the 1990s under two powerful but conflicting pressures: the poor labour-market situation and the increase in the number of pensioners and the value of pensions.

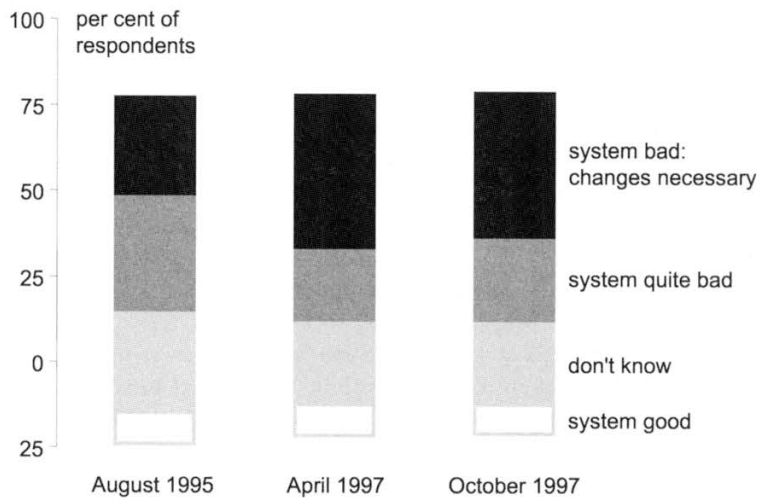
1.2 Public opinion of the old pension system

Opinion polls showed a lack of public confidence in the pension system in the mid-to-late 1990s (Figure 1). More than 40 per cent told the survey in 1997 that they thought the system was in a bad state and that change was necessary. Another 24 per cent described the system as quite bad. Fewer than 9 per cent thought the system performed well, and even fewer, that change was unnecessary. Mistrust in the old system correlated strongly with education: 72 per cent of people with higher education favoured change, compared with just 37 per cent of people with only primary education.



Note: Survey conducted in October 1997 on a representative sample of 1,168 adults.
Source: CBOS (1997).

Figure 1: Public opinion of the pension system, 1997



Source: CBOS.

Figure 2: Public opinion of the pension system, 1995 – 1997

Confidence appeared to be deteriorating over the period 1995 to 1997 (Figure 2). There was little change in the (small) proportion saying that they thought the pension system worked well. There was a decline in the numbers saying that they did not know about the system or that they found it difficult to express an opinion. The major change, however, was an increase of more than one half in the proportion that though the system was working poorly and that change was necessary. This increase drew mainly from the people who thought that the system was quite bad (and in part from the 'don't knows').

The surveys also asked people slightly more specific questions on their views of the pension system. Again, the results were not encouraging. Almost 70 per cent said that the system lacked transparency and nearly two-thirds reported that they did not know well on what their pension entitlement would depend. These proportions, however, were more stable over time.

1.3 Basic features of the new pension system

The government began to assess alternative reform options in 1994 but there was little consensus on the appropriate way forward. Nevertheless, the government appointed a Plenipotentiary for Social Security Reform and a supporting secretariat with responsibility for formulating a detailed reform proposal. The result, entitled *Security through Diversity*, envisaged a 'multi-pillar' pension system.

A contribution of 19.52 per cent of earnings pays for the two mandatory components of the new system. Of the total, 12.22 per cent goes to finance a pay-as-you-go, public pension, while the remaining 7.3 per cent goes into an individual pension account. The public scheme is based on 'notional accounts', a pay-as-you-go system designed to tie benefit entitlements more closely to contributions and to adjust payouts automatically with individual choice of retirement age changes in general longevity.² The second mandatory component is fully funded with member choice of pension fund. Contributions and investment returns accrue in individual accounts and the resulting accumulation is used to buy an annuity on retirement.

The existing *Social Security Administration* (ZUS) continues to collect contributions centrally for both components and transfers contributions, where appropriate, to the chosen pension fund. A *Pension Fund Supervision Office* (UNFE) has been established to license pension funds and to monitor their performance. UNFE oversees detailed regulations. These set out, *inter*

² See Disney (1999) for a description of such schemes.

alia, the type of charges that funds can levy and a guarantee of a minimum rate of return relative to the performance of all funds over a two-year period. The legislation also requires both pension funds and ZUS to send members annual statements of their accumulated account values and an estimate of their pension entitlement. The standard pension age remains at 65 for men and 60 for women but, with the withdrawal of early-retirement privileges, this implies an increase of five years in the effective retirement age.

The main changes between the old and new systems are presented in Table 1. The new system is relatively simple compared, for example, with the United Kingdom.³ People can choose only one pension fund and the competing funds offer broadly similar products. Nevertheless, the new system requires what might be described as more ‘conscious’ participation from members. For example, they must monitor their pension account throughout their working lives and people born between 1949 and 1968 had to choose whether to split their contributions between the two pillars or remain in the public, pay-as-you-go system alone.

Table 1
A comparison of the old and new pension systems

	Old system	New system
Contributors	Employer	Both employee and employer
Financing	Pay-as-you-go	Mixed pay-as-you-go (12.22 % of salary) and funded (7.3 % of salary)
Pension base	10-year average earnings	Lifetime earnings
Record-keeping	Documents collected on retirement	Individual accounts with ZUS for each member
Pension age	Various early retirement privileges: actual retirement ages 59 for men and 55 for women	65 for men and 60 for women for nearly all workers
First contact with ZUS	On retirement	On starting first job and receipt of annual report from ZUS
Pension formula	Defined benefit: flat-rate component (24 % of average wage) and 1.3 % accrual rate	Based on actuarial annuity calculation, using unisex life tables in PAYG pillar

1.4 Public opinion of pension reform

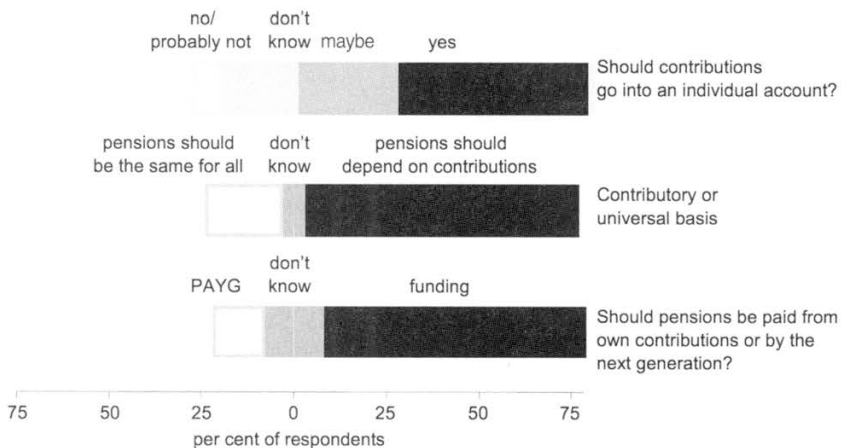
Opinion polls were used to assess the public’s views of different reform strategies as well as attitudes to the old system. The Office of the Government Plenipotentiary for Social Security Reform – hereafter, the Office for Pension

³ See Whitehouse (1998, 2000a).

Reform – used the polls to build support its proposals among key policy-makers. Nevertheless, many of the questions are rather general and pollsters did not spell out the financial consequences of the proposed changes.

Figure 3 sets out the main results of a survey of 1,200 adults from April 1997. Most respondents agreed that pensions should be accumulated in an individual account: around half agreed strongly and another third agreed. Only four per cent were unconvinced of this change. The strongest support came from the self-employed, people with higher education and white-collar workers. The least convinced were people who were not working, including old-age and disability pensioners and housewives.

A second question asked whether pensions should depend on the amount and period of contributions. Nearly three-quarters of respondents agreed, with just one in five preferring that pensions should be more or less equal for everyone. Stronger support again came from better-off groups, including white-collar workers, the self-employed and people with medium or high household incomes. This might be interpreted as support for defined-contribution provision and for the notional-accounts system. However, respondents were offered only two options at the end of the spectrum of possible systems.



Source: CBOS, April 1997.

Figure 3: Public opinion of pension reform strategies

The final question asked whether pensions should be provided on a pay-as-you-go or funded basis. A total of 70 per cent agreed that accumulations from individual contributions and investments should pay for pensions,

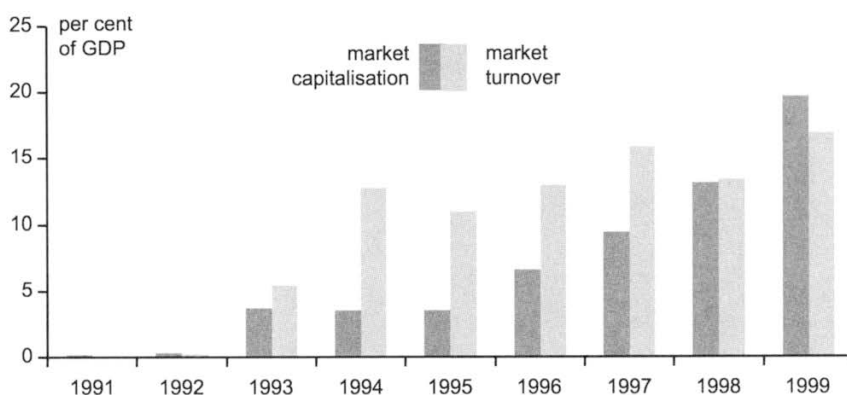
while just 13 per cent thought that pensions were best financed from the next generation's contributions. Education affected views significantly, with 80 per cent of people with higher education favouring funding compared with 59 per cent of those with just primary education.

2. Financial market development

Support for funding might in part be a result of the rapid development of financial services in Poland in the 1990s. This section looks at the evolution of the banking system, the stock exchange, mutual funds and the insurance market. It also sets out the changing attitudes to saving and investments.

2.1 The Warsaw stock exchange

The stock market and its regulator were established in 1991. The Warsaw Stock Exchange, the only licensed securities exchange in Poland, has grown rapidly over the last few years. From nine listed companies at its launch, the exchange in 2000 traded 198 companies. Of these, 117 were listed on the main market and 51 on a parallel, junior market for firms that do not meet capital or other requirements. Figure 3 shows that this resulted in an increase in stock market capitalisation that reached 20 per cent of GDP by 1999. By the end of 1999, there were 40 brokerage houses and eight banks carrying out brokerage activities.



Note: market capitalisation at end of year; turnover: annual.

Source: Polish Securities and Exchange Commission.

Figure 4: Stock market capitalisation and turnover: Poland per cent of GDP

Poland, however, lagged behind other countries in central and Eastern Europe, and remains well behind the OECD economies in the development of the capital market. In 1995, its stock market was worth less than 4 per cent of GDP, smaller than Hungary and Slovakia and much smaller than the Czech Republic (35 per cent of GDP) (Figure 5). There is some evidence, however, that liquidity was greater in Poland: stock market turnover was the equivalent of 11 per cent of GDP at the time, more even than the Czech Republic. The difference reflects the speed of privatisation: in 1995, the process was almost complete in the Czech Republic, but the main wave of large privatisations began in Poland in 1999 and continues into 2000, with the main banks, Polish Telecom and the oil industry now coming to the stock market.

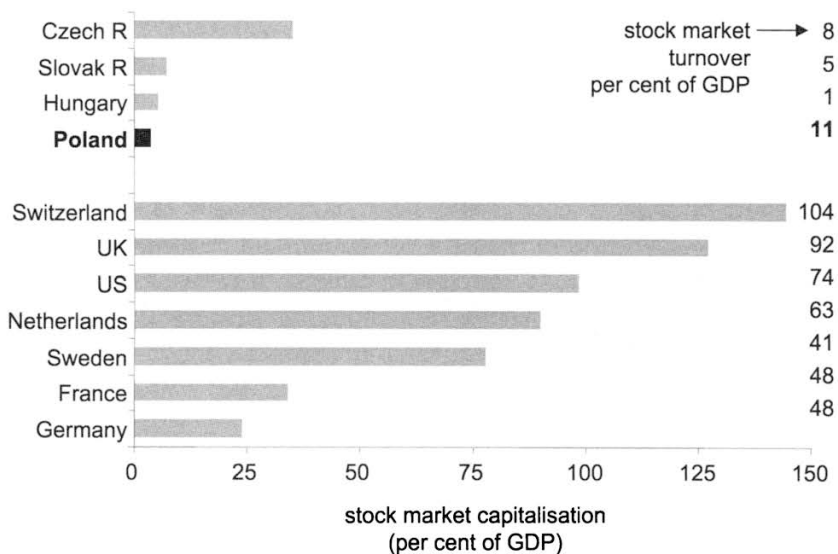


Figure 5: Stock market capitalisation and turnover: international comparison per cent of GDP

2.2 The banking system

The banking system also developed rapidly during the economic transition: total assets in the banking sector increased from 56 per cent of GDP in 1991 to 84 per cent in 1998. Nonetheless, the banking system's evolution in Poland, again, lagged behind other countries in the region (Figure 6). Bank's provision of credit of around a third of GDP in Poland compares with ratios in excess of 100 per cent in OECD countries.

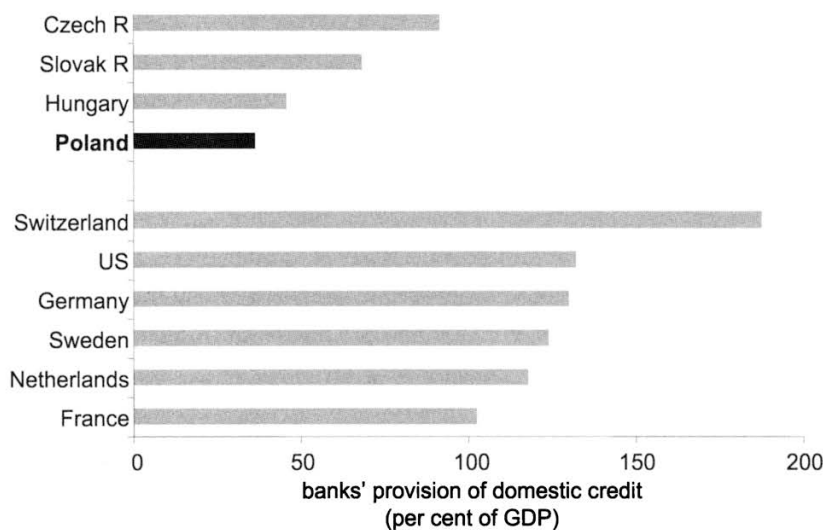
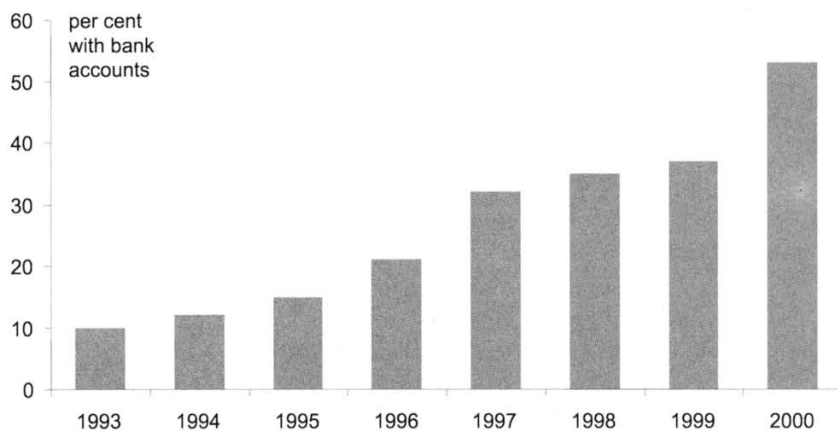


Figure 6: Financial depth: bank's provision of domestic credit per cent of GDP

Although corporate banking developed most rapidly, retail banking also expanded. In 1999–2000 alone, the number of people with a checking account increased by a quarter, reaching nine million (Figure 7). Still, people often prefer to receive their wages and salaries as cash-in-hand, which accounts for the fact that nearly half the population does not have a bank account, compared with 20 per cent or so in most developed economies.

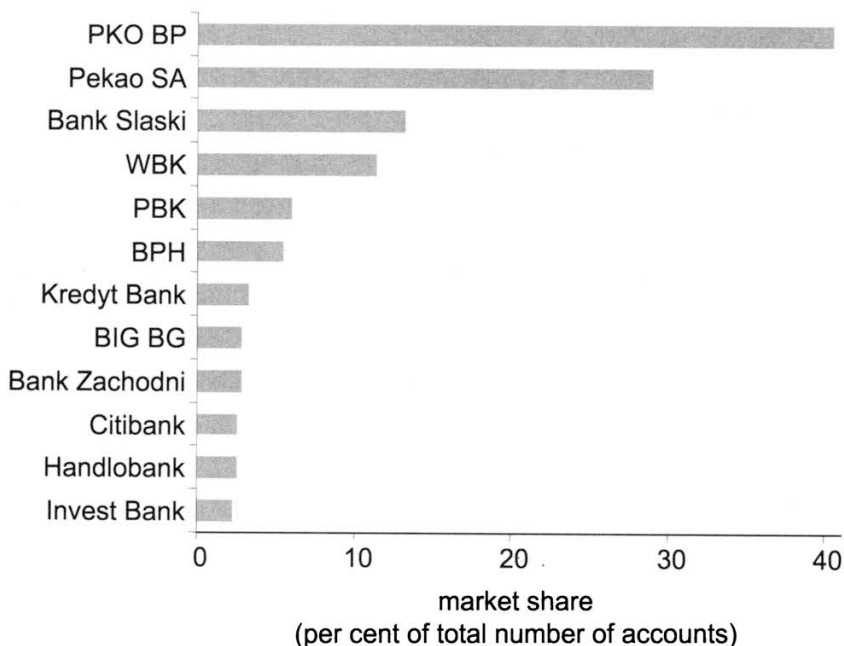


Source: Wilkowicz (2000).

Figure 7: Adults with a bank account, per cent of total

Increased penetration of bank accounts and the adoption of modern banking technology is perhaps best illustrated by the growing use of 'plastic': both in automated teller machines (ATMs) and as credit and debit cards. By 1999, around five million people used ATMs and 1.5 million used credit or debit cards. Still, however, more than 30 per cent of bank customers do not have access to an ATM in their home town and only half report that they can pay with credit cards in stores near to where they live. Nevertheless, banks' personal loans increased from less than one per cent of GDP in the early 1990s to nearly 4.5 per cent by 1998.

Most retail banks were involved in the establishment of pension funds, although most, as we shall see, failed to win a significant market share. Nonetheless, it is worth examining the structure of the banking industry. Figure 8 shows that the sector is highly concentrated. The two largest institutions are PKO BP – which was recently privatised – with more than 40 per cent of accounts and Pekao SA, with nearly 30 per cent. The latter is another hangover from the pre-transition era.



Note: The total sums to more than 100 per cent because some people have accounts with more than one bank.

Source: Rzeczpospolita, 2000.

Figure 8: Retail banking in Poland: market share of leading institutions

2.3 Investment funds in Poland

The first mutual fund in Poland, established by Pioneer, emerged in 1991. Indeed, it was the only fund until 1994. After the implementation of new investment-fund legislation, the sector grew to 16 active firms at the end of 1999, managing some 66 different funds. Nevertheless, only 2 per cent of Poles (according to surveys – see below) currently invest in these institutions.

2.4 Household savings behaviour

The savings behaviour of Poles has changed significantly over time. For example, only 15 per cent of respondents told CBOS pollsters in 1999 that they had saved in the last three months. Although this proportion was similar to 1995, 1996 and 1997 surveys, it was substantially less than the 28 per cent who said they had saved in 1994. Household savings measured in the national accounts, however, show a less dramatic pattern: falling from 16 per cent of GDP in 1995 to 13.3 per cent in 1998.

Table 2 shows the proportion of households reporting to CBOS surveys that they held particular savings instruments. Deposits remained the most common form of savings, although there was a shift over time from savings books to other forms of accounts.⁴ There was a decrease over time in the proportion of households holding cash ‘under the mattress’ as confidence in financial institutions improved. The stabilisation of the exchange and inflation rates also led to shift out of foreign into domestic currency over time. Investment in financial assets – equities, bonds *etc.* – remains very rare. There has, however, been rapid growth in holdings of life insurance policies, reflecting the development of this sector following the removal of the state monopoly.

Poles’ attitudes to different kinds of investment show a rather different pattern from their actual asset holdings (Figure 9). Real estate is perceived as the best form of investment. Stocks and bonds also get high ratings, which might explain the high level of participation in the new private pension funds (see below), particularly among people who previously felt they could not afford to save in these instruments. Despite the persistence saving cash at home in practice, it is widely appreciated that this is a poor investment when banks and other financial institutions are sound. Foreign currency remains popular – perhaps suggesting a lack of confidence in the government’s ability to maintain the internal and/or external purchasing

⁴ Savings books were held by depositors at home and all data entered into the books. The spread of computer technology in the banking sector led to the development of more modern record-keeping.

power of the zloty – despite the decline of its role in practice. The only strong correlation between actual behaviour and perceptions is the strong rating given to bank deposits.

Table 2
Type of investments, 1994 – 1999

per cent of households	1994	1995	1996	1997	1999
Domestic currency deposits					
Savings book	21	17	18	16	16
Term bank account	6	11	13	15	17
Savings account	6	9	14	13	19
Savings certificates	2	2	2	2	1
Foreign currency deposits					
Foreign currency term account	6	4	3	3	2
Foreign currency savings account	6	4	3	2	2
Cash at home					
Domestic currency	16	15	13	15	7
Foreign currency	3	2	3	2	1
Other investments					
Equities	4	2	2	4	3
Government bonds	2	4	4	6	3
Investment funds	2	2	2	1	1
Life insurance	–	–	–	13	18
Real assets					
Jewellery	9	9	8	7	7
Art etc.	–	–	–	–	4
Property	–	–	–	–	7
Land	–	–	–	–	9

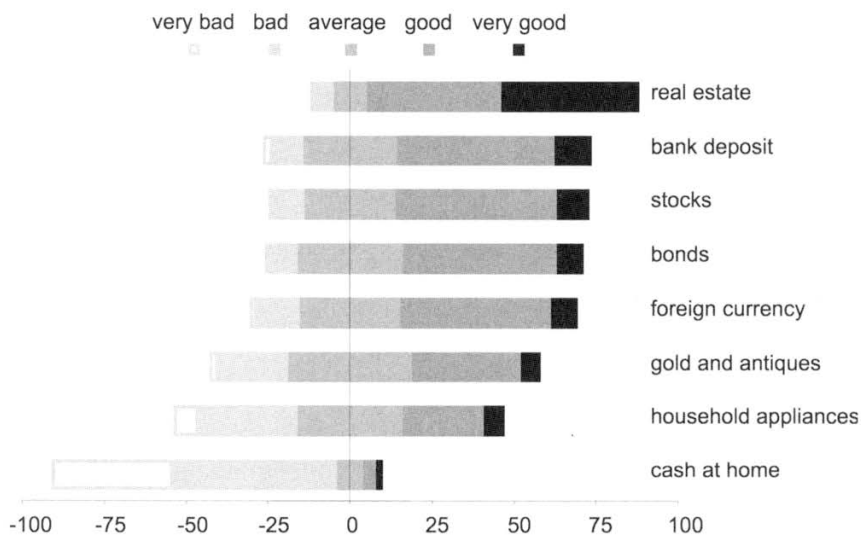
Note: Sample sizes between 1,065 and 1,294. '–' indicates data are not available. Respondents could name more than one instrument so the columns do not sum to 100.

Source: CBOS surveys 1994 – 1999.

There were substantial differences between different groups' assessment of the quality of investments. People with higher education, managerial workers, younger people and higher-income groups tend to rate real-estate investments, stocks and bonds as the best way of saving. In contrast, people with lower educational attainment, manual workers, farmers, the unemployed and pensioners rate these instruments less highly.

Most Poles perceive saving as a valuable activity: only 8 per cent told the survey that savings made no sense while 39 per cent believed that it was always worthwhile to save. Women, better-educated people, managers and

people without children favoured saving more than average. Somewhat surprisingly, the self-employed and farmers prefer to maintain their current standard of living.



Note: based on a representative sample of 1,116 adult Poles under age 60

Source: CBOS, March 2000.

Figure 9: Attitudes to different investments

3. Public-information and pension reform

The Office for Pension Reform's activities, both during the design of the system and implementation of reform, were widespread. They were supported by USAID, which hired a professional public-relations (PR) company to help the Office.

3.1 Public relations and the case for reform

The Office for Pension Reform launched its PR campaign in May 1997. The first stage focused on building the image of and the impetus for the reform. The main targets of the campaign at this stage were policy-makers and opinion-formers: unions, employers, politicians and the media. The messages were the overwhelming need for change and the 'inevitability' of the direction of the proposed reform.

Activities during this initial period included:

- Surveying public opinion of the old pension system and publicising the results;
- Designing a consistent 'look and feel' for materials issued by the Office for Pension Reform. The pension reform logo-representing the rising sun-appeared on all output and was even sported on lapel pins worn by staff and 'friends' of the reform;
- Training in communication techniques for Office for Pension Reform and ZUS staff;
- Organising seminars for politicians, union members, employers *etc.*;
- Establishing a training programme for people who would then go and present the principles of the new system to people in their workplace;
- Publishing a set of brochures, targeted on employers, unions, different age groups *etc.*;
- Media relations, including seminars for journalists, press conferences, press releases, offering interviews with senior architects of the reform;
- Developing a pension reform web site
(<http://reformaemerytalna.mpips.gov.pl>).

A central plank of the public-information strategy was to talk about the reform as if it were already fact, even though there were many hurdles still to overcome. This, along with opinion-poll results showing popular support, left very little room for opponents of reform to question the basic elements of the new system.

The targets of this initial campaign were policy-makers and opinion-formers and mailings were initially aimed mainly at these groups. Explaining the success of reforms overseas was a key goal at this point. Government officials, members of parliament and journalists were taken on study tours of Argentina, Chile, Hungary and Sweden to learn about the pension-reform solutions that had influenced the Polish model.⁵ The study tours did help to build an understanding of the philosophy of different countries' approaches among policy-makers and opinion-formers. (It was particularly helpful that journalists could later build on this experience in explaining the reform to their readers, viewers and listeners.)

Table 3 gives a feel for how the public-information campaign developed through the reform process. It shows, by subject, the press releases that were issued by the Office for Pension Reform. At the beginning, information

⁵ These study tours were financed from a World Bank Institutional Development Fund grant to Ministry of Labour and from USAID help.

about international experience of pension reform and developments in the legislative process dominated the press campaign. The press releases were distributed to around 400 journalists in Poland.

Table 3
Press releases from the Office for Pension Reform, 1997 – 1999

	1997				1998				1999			
Legislative process	X	X			X	X	X			X		
Opinion poll results	XX		X			X		X	X			
Retirement age	X											
Retirement privileges			X			X	X		X	X		
New system							XXXX		X	X	X	
Information campaign								X	X		XX	
Other	X	X	X	X								

Later on, the information campaign turned to the particular solutions adopted in Poland. The Office publicised the results of opinion polls and, in particular, made the case for a reform of early-retirement privileges. It is pertinent to note that little publicity effort went on the initial plan to equalise the pension age for men and women and that this idea was later dropped in favour of retaining unequal ages (65 for men, 60 for women).

At the end of 1998, the need to shift the campaign's focus from opinion-leaders to the general public was apparent. Only 30 per cent of people told a survey that they had heard of the pension reform and that they knew what changes were proposed. The majority (55 per cent) reported that they had heard about the reform, but that they did not know what changes were afoot. Moreover, 83 per cent of those surveyed felt that they were not sufficiently well informed of the rules of the new pension system, 77 per cent said that they would like to learn more.

3.2 Public information and the implementation of the reform

A second, broader PR campaign began in March 1999. Its goal: to explain the new system, the choices that it offered, and the different options open to different age groups. The main discussion at the time was over the choice between remaining in the reformed pay-as-you-go, public scheme or splitting the pension contribution between the public scheme and the new funded pension accounts.

The Office for Pension Reform published simulations showing the circumstances under which members were likely get a better pension under each option. However, the pension funds' marketing campaigns often included contradictory assessments. Some, for example, excluded the effect of administrative charges on the pay-as-you-go component (levied by ZUS) or on annuity values. Consequently, the Office for Pension Reform developed special software to calculate the projected size of the pension under both options. This could be downloaded from the Office's web site.

The public information campaign had a series of elements, although it was based around a call centre, which opened in March 1999 until the end of that year. Eleven brochures, covering all aspects of the reform, were prepared. A press and TV campaign promoted the call-centre's services.

There were four different TV spots. The first, which advertised the so-called 'four social reforms', covered a broad range of subjects. The other three spots were produced solely for the pension reform campaign. They targeted different age groups affected by the change, and aimed to promote ZUS as a new, customer-friendly institution. These spots, transmitted nearly 400 times, reached almost 96 per cent of adults living in urban areas (*i.e.*, they saw the piece at least once). There were also nearly 24,000 published press advertisements and Polish Telecom sent out 7,500 coupons allowing people to apply for the brochures.

The results of the first few months of the media campaign were somewhat disappointing: for example, the number of brochures ordered fell short of expectations. Focus group interviews revealed that people did not differentiate between the pension reform campaign and commercial advertising spots on TV. Knowledge of the pension reform was sparse: people could recall the slogans but did not understand what they meant. Reform was associated in the public's mind only with the introduction of the funded pillar. Although some parts – such as the fact that savings in the defined contribution pension accounts could be inherited – were well known, other components of the reform were not, particularly:

- the 'pillars' of the new pension system;
- changes to the pay-as-you-go scheme;
- the concept of 'initial capital', reflecting rights accrued in the old system;
- the choice between splitting the contribution between funded and pay-as-you-go elements or putting the whole contribution into the revised pay-as-you-go scheme.

The most popular sources of information on the pension reform were discussions with friends and pension funds' agents, press articles and pension funds' publications. ZUS was perceived as a symbol of the old system: con-

tacting the social insurance institution was seen as something of a last resort.

To conclude, the public information campaign at this stage was not very effective, and people relied instead mainly on the pension funds' for information.

Recognising these problems, the Office for Pension Reform changed its media plan and the design of the campaign. First, new TV spots were recorded, featuring the Plenipotentiary, Ewa Lewicka describing the call-centre and the availability of brochures at a press conference. Also, the spot was billed as a 'government advertisement' rather than a 'paid advertisement'. There were over 300 transmissions of these new spots, reaching some 96 per cent of Poles over age 30 living in urban areas.

Secondly, radio was added to the media list because it is often listened to during working hours and it is cost-effective. Furthermore, the use of radio allowed for different messages to be presented in different regions. The radio campaign was intensified after the holiday season, because the youngest contributors had to choose their pension fund before the end of September.

Thirdly, there were also changes in the press campaign. The new formula comprised coupons and leaflets ('The new pension system' and 'Initial capital') inserted into daily newspapers, which included the most popular tabloid. New, full-colour advertisements featured the most frequently asked questions, according to the call-centre operators.

The performance of the campaign improved as a result of these changes. The call-centre received an average of 3,100 inquiries a day in September, compared with just 200 a day in August. Focus group interviews showed that people had begun to recognise that the information provided by the pension funds was subjective and too general. Also, the public saw, for the first time, a need for government information on the pension reform, which was seen as objective and reliable. The appearance of the Plenipotentiary was a success: people regarded her as a reliable source of information about the pension reform and a symbol of government activity in providing information. In particular, the focus groups felt that there was a need for clear and impartial information on the following questions:

- are pension funds reliable?
- what are the differences between specific funds?
- how should people decide between splitting the pension contribution or staying in the public scheme?
- what are the government guarantees of pension fund performance and pension benefits?

Perhaps the most disappointing part of the campaign was the relatively poor perception of the call-centre, which was typically viewed as the last resort in the search for information. There are many potential explanations. First, the call-centre had a Warsaw telephone number, which meant that many people had to pay long-distance charges. Secondly, the public was unused to the government providing them with detailed information on any subject and so might not have thought it worthwhile using this service. Finally, radio, TV and press are passive sources of information, while inquiring at the call-centre requires activity. Unfortunately, opinion poll and focus group results are insufficiently detailed to evaluate these alternatives.

A regional campaign, in addition to differentiated radio broadcasts, centred on a tour of the eight largest cities in Poland (outside of Warsaw) during May and June 1999. The Plenipotentiary headed the road-show, meeting employers' and trade union representatives and the local media.

A pension reform web site was launched in August 1998. Press releases and legislative information were added to the site as they become available. By the end of 1999, the site had registered more than 100,000 hits, mostly from Poland. International visitors included people from Canada, France, Germany, Sweden, the United Kingdom and the United States.

The campaign saw five million brochures distributed and 200,000 inquiries at the call centre. In total, it cost around \$5 million.

ZUS also participated in informational campaign: its 2,000 trained employees advised contributors how to send in the necessary information and contributions. Its branch offices distributed free software, enabling contributors to transfer information electronically. However, during the implementation of the reform it became apparent that ZUS was administratively ill equipped for its new responsibilities (especially transferring contributions to pension funds). As a result, ZUS's public relations activities were dominated by crisis management. A new president of the institution, appointed in October 1999, prepared an 'emergency plan' to sort out the most pressing problems.

The pension fund supervisory agency, UNFE, ran a limited information campaign, mainly because of budgetary constraints. The agency organised open-days in its offices and published a bulletin, but both of these had a very limited reach. As with the Office for Pension Reform, its officials appeared on radio and TV programmes and took part in debates and conferences. Much of the agency's publicity effort was aimed at the 'third pillar' of voluntary schemes, supporting employers and unions in setting up occupational pension plans. UNFE issued a report, 'Security through Competition', which argued that the public was not aware of the charges levied by different funds and the central impact that they have on pension fund

returns.⁶ UNFE would have done well to publicise this information and producing comparative data – ‘league tables’ – on different funds’ charges. Instead, the supervisory agency proposed a complex and difficult to implement change to the cost structure. Although some have argued that supervisory agencies are best not involved in consumer education⁷, UNFE’s role seems to have been too minimal, leaving a gap in the provision of impartial, comparative information on different pension funds.

3.3 Pension reform and the media

The government campaign was, naturally, not the only source of information. For example, TV companies prepared (independently) a series of special features broadcast from late 1998 through 1999, including:

- a series of short (five-minute) programmes – ‘Which pension?’ – transmitted twice a week on the first channel of public TV;
- longer, fifteen-minute programmes – ‘Questions about the pension reform’ – on the second channel of public TV;
- a series of programmes on the private Polsat network.

Members of the Office for Pension Reform were frequently invited for interviews, to take part in debates and in audience phone-in programmes. However, the case of the Polsat programmes bears further discussion. Polsat owns 40 per cent of one of the pension funds. Initially, the TV programme appeared impartial. But once the Polsat pension fund received its licence, it began to sponsor the programme. The Office for Pension Reform decided that no government official could then participate in the programmes, and they became simply an advertisement for the Polsat pension fund.

Press coverage of the pension reform was also broad, beginning with the passage of the first set of legislation in June 1997. The focus of press attention was the ‘second pillar’, the new funded element in the pension system. In 1997, most (68 per cent) articles were purely informative, with a smaller number offering some commentary on the wisdom of the pension reform (according to surveys by the Profile agency). The majority of these commentaries were favourable, arguing that the reform would improve macroeconomic performance, make the system more transparent and ensure a decent and secure retirement income for current workers.

Press interest remained at a constant level throughout the first half of 1998, as there were few new developments in the design or implementation

⁶ See Whitehouse (2000b,c) and World Bank (2000) for a discussion of strategies on charges and their impact on members’ returns on pension contributions.

⁷ See the discussion and references in Whitehouse (2000a).

of the reform during that period. Again, most articles were simply informative (79 per cent). Commentary was again largely favourable: 53 per cent of articles were positive, according to Profile. Some 17 per cent of commentaries, however, criticised the reform. Most of these appeared in the *Trybuna* daily newspaper, the successor of the communist daily, *Trybuna Ludu*.

In the second half of 1998, press coverage intensified as did reform activity. The main subjects of press articles were:

- motions to establish pension fund managing companies;
- the work of the pension fund supervisory agency, UNFE;
- guidelines on the pension reform and advice for readers;
- the legislative process;
- information on ZUS and its readiness to implement the reform'
- reports on public opinion polls, particularly those on attitudes to early-retirement privileges, decisions on participating in the second pillar and choice of pension fund;
- pension reform and pension systems in other countries.

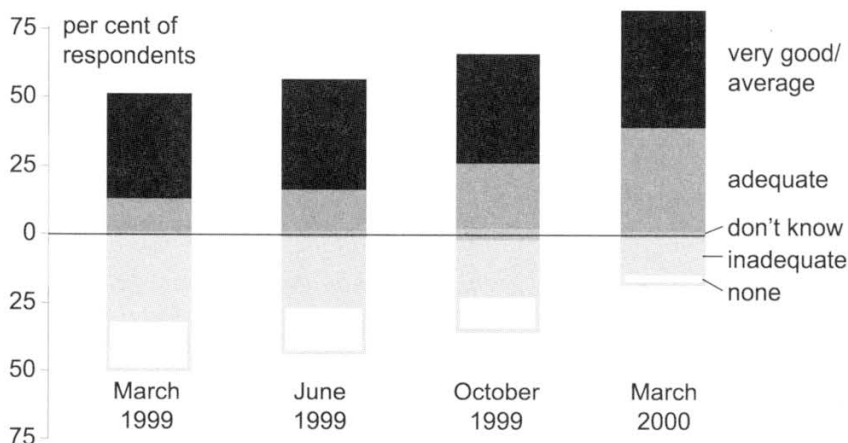
Again, only a minority of articles in the second half of 1998 were commentary on the reform. Most were also positive about the reform. But this changed in early 1999, with the implementation of the pension reform, one of the so-called 'four social reforms'. Nevertheless, the criticism focused on the other reforms: the changes to the pension system were perceived as the best prepared. Some of the attacks included criticism of the public information campaign and others of the slow transfer of contributions to the new pension funds.

The subject matter of press coverage shifted over time. In 1999, most articles were about various aspects of the new funded pension sector: the plans and activities of the pension funds, the new UNFE agency. The next most important subject was the calculation of initial capital in the new public pension scheme (a third of articles in May, for example). Around 15 per cent of articles were about ZUS and its activities. Overall, the media played a very important role in informing the public of the impending changes to the pension system and their impact.

3.4 The results of the public information campaign

The effectiveness of the public information campaign can be gauged by opinion polls conducted throughout 1999 on consumers' awareness of the pension reform and the changes that were involved. Figure 10 shows how

the public rated their knowledge of the changes. The proportion saying that they felt their knowledge of the system was adequate or better increased from less than half in March 1999 to nearly 80 per cent in March 2000. Just 16 per cent said they though they lacked information at the end of the period, compared with nearly half at the beginning.



Note: Surveys based on representative samples of around 1,100 adult Poles.

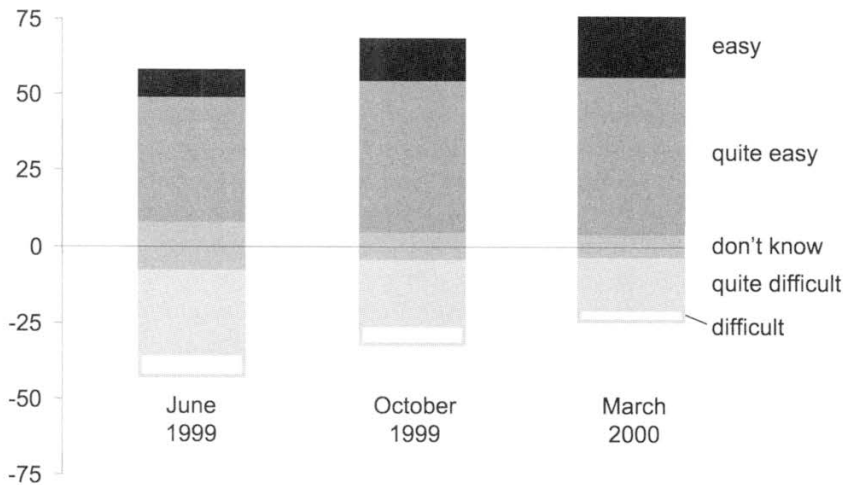
Source: CBOS.

Figure 10: Consumer ratings of the degree of information they have received about the pension reform

A second survey question asked people how accessible they found information about the pension reform. Figure 11 shows the results, which confirm the pattern of Figure 11. In June 1999, around half of respondents thought information was easy to find, increasing to more than 70 per cent in March 2000.

Most people – 91 per cent – reported that they were aware of the government information campaign in October. Nearly all of these had seen the television spots, nearly half had heard radio commercials and a similar number had seen newspaper advertisements. Almost a quarter heard about the campaign from their friends. Just 3 per cent said they had used the government call-centre (see above). In June 1999, a survey asked people their opinion of the government information campaign. Some 40 per cent criticised the campaign, although a third assessed it as good. Interestingly, views on the campaign varied hugely with education level. Less than a quarter of people with only primary education thought rated the campaign as good, compared with half of people with higher education. This might perhaps in-

dicating that the presentation of the campaign was too complex, despite efforts to set out the reform package in the simplest possible way.



Source: CBOS.

Figure 11: Assessment of access to information on the new pension system

4. Pension funds' marketing and sales activities in 1999

4.1 Pension funds' marketing campaigns

Pension funds were allowed to begin their marketing campaigns on 16 February 1999 under the watchful eye of UNFE, the pension fund supervisory agency. UNFE intervened when advertisements were unfair or misleading.

Wilczynska (2000) divides the pension funds' strategies into three categories (Table 4). The first group attempted to build their strategy on the existing position of their parent companies. These were all well-known providers of financial services in Poland before the reform. The second group adopted a similar strategy, but these funds were new entrants to the Polish market or were building on a very small presence. The final strategy involves companies already active in Poland. But these firms tried to build a new brand for the pension fund business.

Since pension funds were essentially an entirely new industry, the last strategy might not have too many disadvantages: all players are new entrants. However, the most effective approach seems to have been the first,

although this was, of course only open to firms already well established in Poland.

Experts rated the Commercial Union's as the best campaign among the larger funds (see Stepien, 2000). It was based on testimony from well-known celebrities. The Commercial Union avoided making significant errors – unlike its main competitors – and was rewarded with the largest market share.

PZU hired an inexperienced agency, which made uninspiring, easily forgotten advertisements. PZU's media spending concentrated more on the press than its competitors. The press advertisements included interviews with the president of the fund. There was no obvious strategy underlying the campaign, and its direction seemed to change frequently. It did little to change the image of the company, widely perceived as a badly managed giant and a relic of the past. PZU even stopped advertising when it reached its market-share target.

Table 4
Marketing strategies of the pension funds

(1)	(2)	(3)
Campaign based on parent company brand: already well known	Campaign based on parent company brand new to Poland	Campaign creates new brand
Commercial Union	AIG	Bankowy
Kredyt Banku	Allianz	Dom
Nationale-Nederlanden	Arka-Invesco	Ego
PBK Orzeł	Norwich Union	Epoka
Pekao / Alliance	Polsat	Pocztynion
Pioneer	Winterthur	Rodzina
PZU Złota Jesień	Zurich Solidarni	Skarbiec-Emerytura

Source: Wilczynska (2000).

Nationale-Nederlanden got off to a false start, transmitting their first advertisements before 16 February. In response to this transgression, UNFE forbade N-N from using any of these spots, and new advertisements had to be recorded. The company had just three days to design a new concept for their campaign and record the advertisements: and it showed. Fortunately for N-N, the parent company had a good reputation that survived these difficulties, and the firm ended up as the third largest pension fund.

The fourth largest fund decided against using the well-known name of its parent – Amplico – and operated under the relatively new AIG brand name. After a relatively poor start, its campaign improved, using linked TV spots and printed advertisements.

Among the smaller funds, Norwich Union, Zurich Solidarni and Allianz were rated as the better campaigns. Norwich Union started in Poland practically from scratch. Within a couple of months it had managed to create an image of a solid, trustworthy company with a good sales network. Indeed, the second phase operated under the slogan of the 'company with the best sales agents'. Zurich Solidarni's marketing was quite influential. It used actors from a well-known comedy film, 'Vabank'. Allianz started well, but then changed to an advertisement featuring an elderly couple: most people thought their original approach was better. This seemed to be an attempt to duplicate the good ratings of Ego's campaign, which also featured elderly people. Nevertheless, although Ego's spots were very creative, surveys showed that people associated the company with older people, but it was, of course, younger people who were choosing pension funds. Pocztylion was another firm that changed its concept mid campaign. It started by promoting the experience of its main shareholder: Paribas, the French bank. It then switched to advertisements featuring actors from the popular series 'Złotopolscy'. Winterthur, too, used a popular actor, Bugusław Linda, which improved the sales of this fund. The experience of a number of funds suggests that the use of celebrity testimony is an effective marketing strategy.⁸

All in all, the pension funds spent nearly \$100 million on their media campaigns, of which the lion's share went on television advertisements. Figure 14 shows the spending of different funds. Advertising made up around 30 per cent of total operating costs in the first year.

The pension funds' spending made them the largest advertisers for a while. Between mid-February and mid-March 1999, they spent PLN 50 million, compared with a little over PLN 10 million spent on advertising washing powders and cars and around PLN 5 million for magazines and margarine.⁹ This, of course, represented the most intense period of marketing for the pension funds. Recent estimates suggest that budgets have been cut by 80 per cent or more in 2000.

The media campaigns increased recognition of pension fund companies' names overall. For example, the proportion of people in the target age group that could not spontaneously name any pension fund fell from 35 per cent in February 1999 to less than 15 per cent in March and just five per cent in June.¹⁰

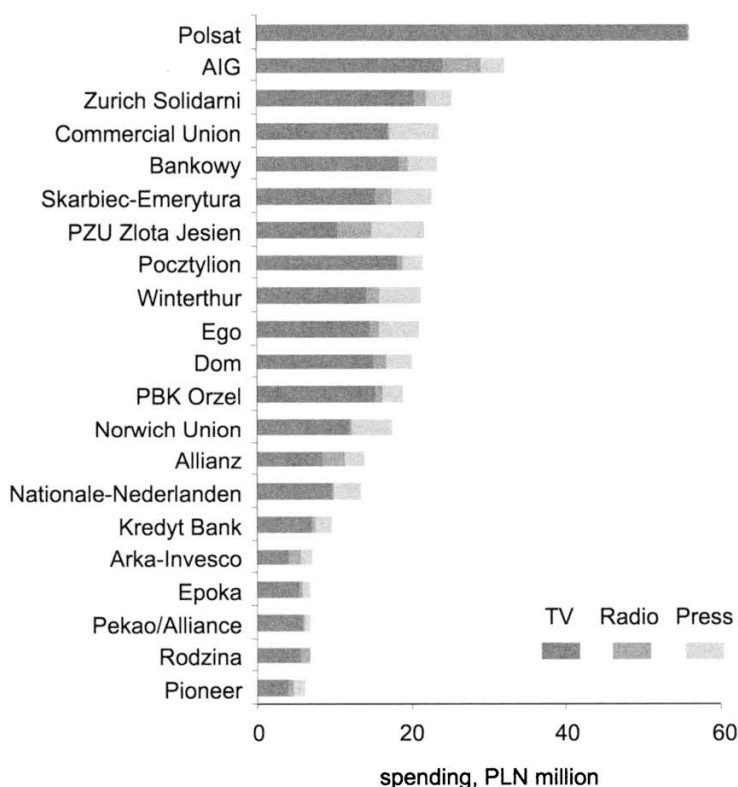
In addition to their advertising, all the pension funds created call-centres with toll-free numbers. The call-centres claimed to offer information on the

⁸ It is interesting to compare this analysis with Lunt and Disney's (2000) study of financial services advertisements in the United Kingdom.

⁹ Source: *Gazeta Wyborcza*, 22 March 1999.

¹⁰ Source: *Impact*, September 1999.

specific fund and the reform in general. However, a radio journalist who tested all the centres' responses to questions on the structure of the new pension system found that none could pass her test in the first few months of the reform's implementation.



Source: OBOP (Centre for Public Opinion Research)

Figure 12: Media spending by pension fund

Surveys found that most people obtained information about pension funds from advertisements (almost two-thirds) while 37 per cent sought advice from family and friends (typically people with a higher level of educational attainment). About a third of people said they had invited agents to their homes, while just 7.5 per cent used call-centres and only 2.5 per cent the Internet. The last were, as one would expect, mostly younger and better educated.¹¹

¹¹ ARC Rynek i Opinia, OFE Monitor, May 2000

4.2 Pension funds' sales networks

The second element of the pension funds' marketing was the establishment of networks of sales agents. Incredibly, there were 440,000 agents registered with UNFE, equivalent to more than one per cent of the total Polish population and around two per cent of the labour force. Indeed, this is many more in absolute and relative terms than in the countries of Latin America that introduced a similar reform of their pension system (Table 5).

Table 5
Number of pension fund agents and number of agents per thousand members, Poland and eight Latin American countries

	<i>Number of agents</i>	<i>Number of agents per thousand members</i>			
	1999	1999	1998	1997	1996
Argentina	11 877	1.51	1.94	3.14	3.35
Colombia	5 368	1.56	1.82	1.90	
Chile	4 885	0.80	1.20	3.02	3.22
Ecuador	273	2.30	2.17	2.29	4.00
El Salvador	886	1.20	1.87		
México	11 400	0.73	1.12	5.66	
Perú	2 163	0.97	1.51	1.66	
Uruguay	757	1.41	1.53	2.15	4.88
Poland	439 247	39.94			

Source: FIAP.

Wrighton (1999) paints an evocative picture of these sales networks in action:

'In the small town of Kluczbork, the mail carrier bicycles from house to house with the morning post. After lunch he retraces his route, this time out of uniform, to deliver something else: a sales pitch. Wouldn't the householder be interested in signing up for the Pocztowo Bankowe pension fund, a joint venture between the post office and the investment arm of French bank BNP-Paribas?'

'A couple of kilometres away in Byczyna, the local Catholic priest finishes the weekday morning mass. Later, in one of the church meeting rooms, he preaches more worldly matters to his flock: the benefits of investing in the Arka-Invesco retirement program.'

'Across Poland the scene has been the same since April: hundreds of thousands of full- and part-time sales-people criss-crossing cities and slogging across the countryside, pitching pension plans to the masses.'

These numbers are in large part due to the ease with which people could become a sales agent: there was no test of knowledge of the system, as in

Mexico or the United Kingdom, for example. This had a significant impact on the quality of sales agents and, for the funds, quantity became at least as important as quality. Regulations of agents' activities were also relatively lax. Agents were typically paid around \$25 per member that they recruited. There is some evidence that these incentives and the lack of regulation meant that agents acted in their own interest and not in the interest of fund members (or potential fund members). There were also examples of abuses such as the use of unauthorised 'helpers', offers of bribes to clients and falsifying of signatures.

5. Individual choices in the new system

The new pension system required people to make two kinds of choices:

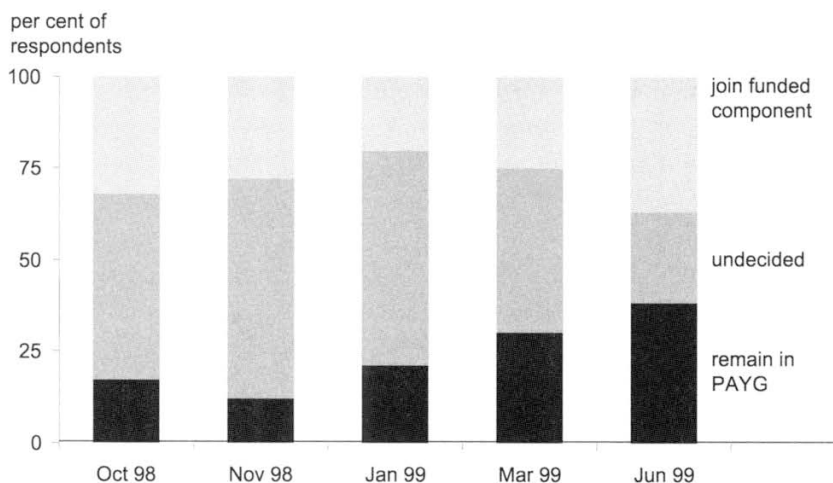
- a choice to participate in the funded component of the new system (for people born between 1949 and 1968);
- a choice of a specific pension fund (for all people born after 1968 and older people who decided to split their contribution).

The Office for Pension Reform commissioned a survey from OBOP to investigate the most important factors influencing people's decisions. The results are presented in the following sections.

5.1 Choice of the funded pillar

Regular surveys throughout 1998 and 1999 looked at people's intentions of either staying with the public scheme or switching to the mixed public-private pension option.¹² The time horizon for this choice was the end of 1999. Figure 13 shows how the population made up its mind as the deadline approached: from a peak of 60 per cent in November 1998 and January 1999, the proportion undecided fell to just 25 per cent in June 1999. Interestingly, a third of the target age group said that they intended to take out a private pension in the first survey, but this fell to just a fifth in January 1999. By June, however, as more people came to a decision, this proportion increased again, to 37 per cent. (This is similar to the numbers observed taking out a private pension – see below.)

¹² Forecasts of the numbers switching were important for estimating the short-term 'transition' costs of the reform. Projections in other countries have prove to be inaccurate due to the lack of a proper analysis: see Palacios and Whitehouse (1998) for a discussion.



Source: CBOS.

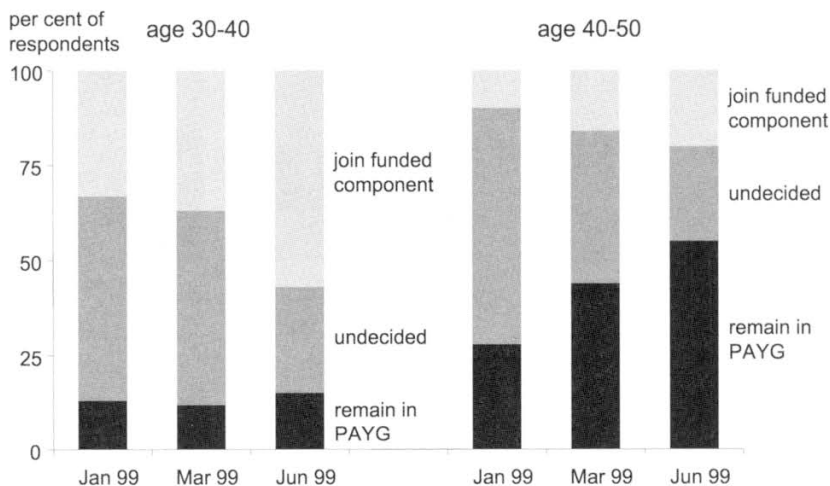
Figure 13: Intended choice in the new pension system

Figure 14, by disaggregating the total into two age groups, shows a more informative picture of people's changing intentions. Among the younger age group – aged between 30 and 40 – the proportion of people intending to remain in the public scheme alone remained roughly constant over time, at about 15 per cent. The major shift over time was from the undecided to the group intending to take out a private pension. The latter grew from a third of the total to nearly 60 per cent over the six months of the surveys. The older target age group – aged 40 to 50 – made their minds up later than their younger peers. Again there was some increase in the proportion intending to split their pension contribution – from 10 to 20 per cent – but this was much less pronounced. Instead, the proportion intending to stay with the public scheme alone increased from 28 per cent to 55 per cent over the six-month period.

These results suggest that people were aware of the larger gains to younger workers from switching to the funded component.¹³ This was borne out by surveys that asked people directly about the returns to different pension choices. Around three in five respondents said that they thought that it would be worthwhile for some people to participate but not for others and that age was an important factor. Around ten per cent believed that every-

¹³ This pattern results from the compound interest effect. The proportion of earnings going into the funded pension scheme does not vary with age. With a longer period to retirement, younger workers' contributions have longer to accumulate investment returns. Again, see Palacios and Whitehouse (1998).

body should split the contribution. Similarly, around a quarter of people aged 40–50 answered another survey that they personally would be better off if they took out a funded pension compared with about half of 30–40 year olds.



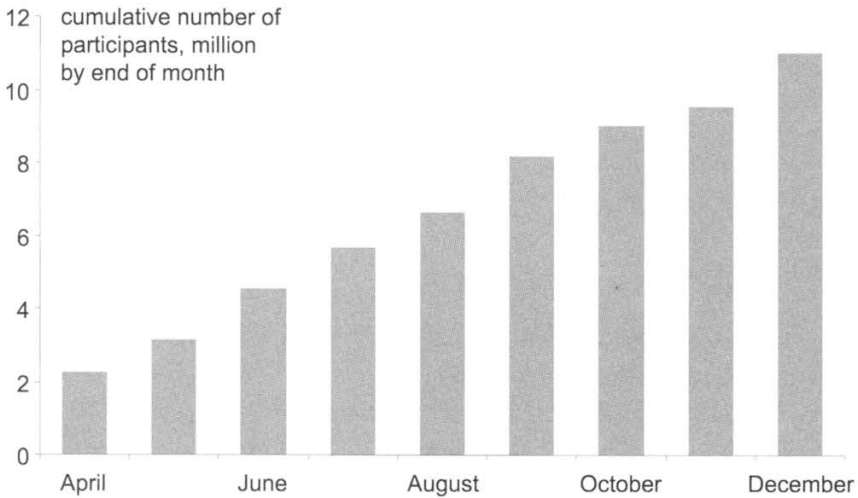
Source: CBOS.

Figure 14: Intended choice in the new pension system by age

Private pension funds opened for members in March 1999 and around a million a month joined (Figure 15). The pace accelerated in the last months of that year because of approaching deadlines. September was the last month that people born after 1968 could choose a pension fund. December was the deadline for people aged 30 to 50 to decide to split their contribution between the public and private schemes.

Intentions to join a private pension fund or not were reasonably reflected in the final outcome (Figure 16). Overall, a little over 55 per cent of 31–50 year olds – those age groups with a choice – took out a private pension. Comparing these results with Figure 14, this implies that most of the people who were undecided in June eventually did take out a private pension.

The proportion with a private pension declines steeply with age, from over 90 per cent of 31-year-olds to around 5 per cent of 50-year-olds. This indicates ‘rational’ behaviour, since the returns to younger workers from a private pension are likely to be greater due to the compound interest effect. Note that this pattern of declining participation with age is found in all other countries that offered individuals a choice of pension arrangement.¹⁴



Source: ZUS.

Figure 15: Cumulative number of members of private pension funds, 1999

Again, these results can be compared with people's intentions (Figure 14). Around 80 per cent of 31–40 year olds opted for a private pension. Some 57 per cent of a sample of this age group told the June survey that they intended to take out a private pension and 28 per cent were undecided. Total participation of 41–50 year olds was around 30 per cent, which compares with 20 per cent of the June survey that said they intended to participate and 25 per cent were undecided. This implies that the younger undecided group mainly decided to take out a private pension, while the older undecided group mainly opted to remain in the public scheme.

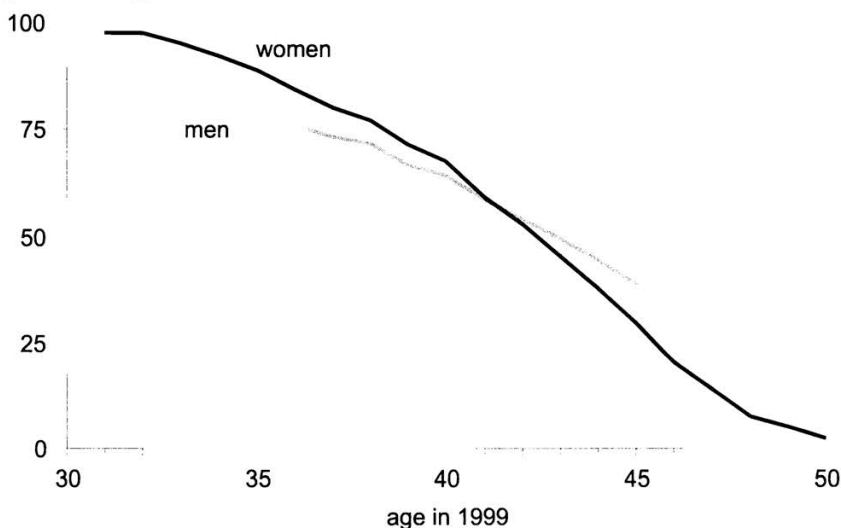
Finally, Figure 16 also shows an interesting difference between the sexes. Up to age 40, women were more likely to join a pension fund than men of the same age. But after age 40, more men than women took out a private pension.

Surveys also asked people their reasons for choosing to join the funded component of the new pension system. People could give up to three answers: Figure 17 shows the main results. Participation in the funded pillar was primarily motivated by the desire for a higher pension or for a more secure retirement income. These were, of course, the central themes of the pension funds' marketing campaigns. The third most important factor was a

¹⁴ See Palacios and Whitehouse (1998), Disney, Palacios and Whitehouse (1999) and World Bank (1999a).

bequest motive: funded pension balances can be inherited unlike entitlements in the public scheme. The problems of ZUS convinced 17 per cent of respondents that a private scheme would be better than the public system (managed by ZUS).

membership of private pension scheme,
per cent of age cohort



Note: based on January 2000 data.

Source: Gdansk Institute for Market Economics.

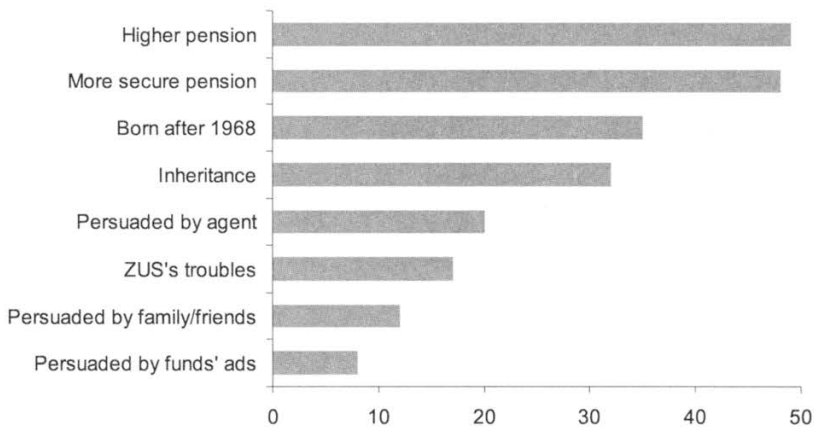
Figure 16: Participation of 1949 – 68 cohorts in private pension funds

The second panel of Figure 17 shows the main reasons people gave for not joining a private pension fund. In both cases, one of the most important determinants was the compulsion in the system: people born before 1968 had to join a private pension fund and people born after 1948 had to remain in the public scheme. The largest group – over 40 per cent – believed that there would be too short a period until retirement for an adequate sum to accumulate in a private plan. Worryingly, 35 per cent of the youngest age group – 18 to 24 year olds – also gave this answer, although they were, of course, forced to participate. Another sizeable group said that they wanted to retire early, and this is not possible for people who join the private pension funds.

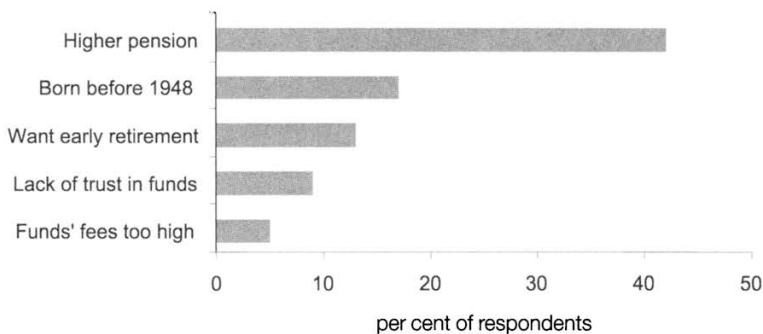
Individual characteristics, apart from age, did not influence the decision to participate in the funded pillar. It is also interesting to compare the numbers who remained in the public scheme (less than 10 per cent) because they

did not trust the private funds with the numbers who took out a private pension plan because they did not trust ZUS (17 per cent).

17a: People who decided to split the pension contribution



17b: People who decided to remain in the public scheme alone



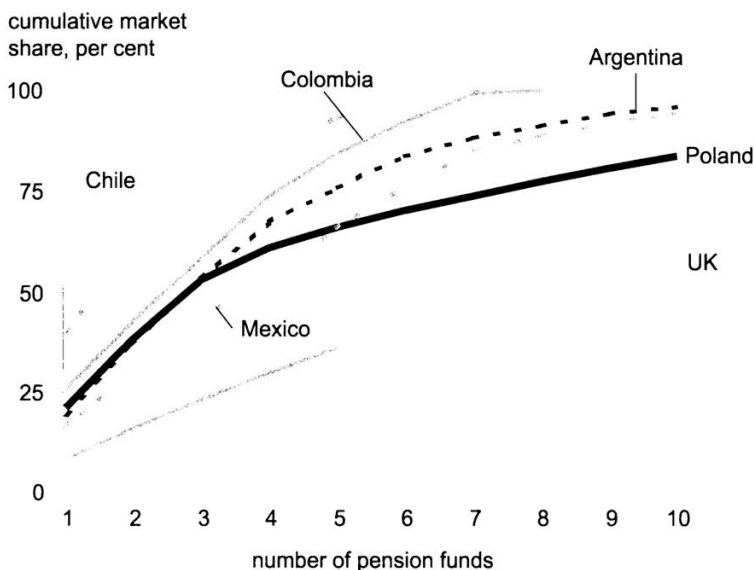
Source: CBOS, March 2000.

Figure 17: Reasons given for different pension choices

Markowski et al. (2000) modelled the factors influencing the decision to participate in the funded component of the pension system using this data set. The results, consistent with Figure 16, show declining participation with age. This is the dominant effect. Other groups with higher private pension take-up included the urban population, people who already had a life insurance policy and people who expected to live longer than the average.

Figure 18 compares Poland with four Latin American reformers and with the United Kingdom. The Figure shows the cumulative market share of pen-

sion funds, ranked from the largest downward. The largest three funds in Poland have 53 per cent of members, a very similar proportion to Argentina and Colombia, slightly more than Mexico and rather less than Chile. Chile has the most concentrated market: there are now only eight funds and the three largest have three-quarters of the market. The United Kingdom, in contrast, has a much less concentrated pension market: indeed, the ten largest funds have a similar market share to the three largest in Poland.



Source: UNFE (Poland), FIAP (Latin America) and HSBC James Capel (United Kingdom).

Note: Market shares measured in proportion of total members, except in United Kingdom (proportion of total assets).

Figure 18: Concentration of pension funds:
Poland, United Kingdom and four Latin American countries

5.2 Choice of the pension fund

Who were the winners in Poland? The 'big-three'—Commercial Union, PZU Złota Jesien and Nationale-Nederlanden—were all established insurers. PZU has a life-insurance subsidiary, the other two are life-insurance specialists. Their existing networks of insurance agents made up the core of their sales forces. Banks also entered the market but they were not particularly successful. This is a marked contrast to the situation in Hungary, where retail banks own most of the largest pension funds.

The rest of the market is divided unevenly. There are several medium-sized funds (with a market share of 3 to 5 per cent) and a tail of smaller

funds, with less than 300,000 members each. It is this tail of smaller firms that distinguishes Poland from the Latin American reformers, but it seems reasonable to expect some consolidation in the future.

A regression analysis of pension fund membership (Table 6) shows that the size of the network of agents was the only significant factor determining different pension funds' success. Regressions on the fund's amount of capital and total media spending are significant, but only because they are correlated with the number of agents. Once that variable is included, capital and media spending become insignificant. Interestingly, if advertising spending is broken down into three different media, spending on television advertising has an insignificant effect, but the amount spent on radio and press campaigns is significant. Indeed, even in the model including the size of the sales network, spending on radio advertising has a significant effect on the number of members at the 7 per cent confidence level.

Figure 19 plots pension funds' market share against the number of sales agents. It also includes the predicted values from the quadratic term from the equation in Table 6. Although the quadratic shows a diminishing rate of return on additional agents as the size of the sales force increases, over the relevant range here, extra agents still have a positive effect. The success of Commercial Union, Nationale-Nederlanden and PZU is explained mainly by the size of their sales networks. The first two, however, were more successful than the sales network alone would explain (since they lie above the fitted curve). AIG, in contrast, performed much more poorly than the size of the sales network would imply. This might perhaps reflect the decision of its parent company to develop a new brand name rather than use its own name – Amplico – which was well known in Poland.

A further survey asked people if they could spontaneously recall the name of a fund and any advertisements for funds. Market share was very strongly correlated with knowledge of the name of a fund (a coefficient of 0.92). The relationship with spontaneous knowledge of a fund's advertisements was much weaker (correlation coefficient of 0.54).

Together these results imply that the sales force and a familiar, already developed brand name were the most important determinants of initial market share.

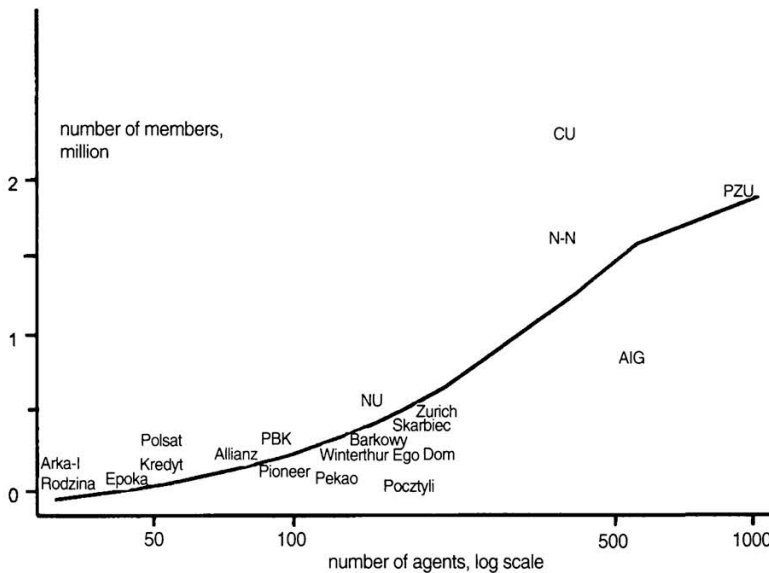
Attitudinal surveys also shed some light on consumers' choice of particular pension funds and the factors they took into account. Figure 20 shows the results of one survey, which asked people to categorise different factors of primary importance, of secondary importance or not important for their choice of fund. The issues are ranked in the chart by the proportion of people rating them as primarily important. Consumers rated the size of the fund's capital as the most important issue, with 72 per cent giving it the top

rating of significance. Levels of service were also rated highly (51 per cent), both in general and in the specific area of the provision of information (66 per cent).

Table 6
Regression analysis of pension fund membership

	(1)	(2)	(3)	(4)	(5)	(6)
R ²	0.224	0.204	0.712	0.732	0.747	0.874
F-test	0.034	0.037	0.000	0.000	0.000	0.000
constant	-374.8 (394.5)	-335.8 (229.8)	543.2 (255.4)		-174.6 (336.2)	-110.7 (449.6)
capital	11.08 (9.167)				4.346 (6.643)	3.263 (8.969)
capital ² / 100	-2.630 (3.662)				1.195 (2.441)	-1.454 (3.241)
<i>F-test</i>	0.0341				0.6861	0.8575
Media spend / 1000		75.65 (27.15)			-31.65 (21.91)	
(Media spend) ² / 1000000		-1.191 (0.4223)			.4579 (3.012)	
<i>F-test</i>		0.037			0.337	
TV spend / 1000			8.204 (45.19)			-15.71 (34.92)
(TV spend) ² / 1000000			-0.2632 (.7753)			0.2300 (0.6149)
<i>F-test</i>			0.3008			0.7748
Radio spend / 1000			-768.9 (332.0)			-68.18 (244.8)
(Radio spend) ² / 1000000			157.1 (57.78)			-23.36 (49.26)
<i>F-test</i>			0.0186			0.0722
Press spend / 1000			27.92 (320.6)			-90.45 (94.29)
(Press spend) ² / 1000000			26.58 (40.56)			22.65 (29.13)
<i>F-test</i>			0.0083			0.6089
Number of agents				4.531 (1.878)	4.875 (0.2970)	5.147 (1.839)
(Number of agents) ²				0.0024 (0.0016)	-0.0027 (0.0019)	-.0026 (0.0016)
<i>F-test</i>				0.0000	0.0000	0.0038

Note: Dependent variable: number of members of fund. Sample: 21 funds. Standard errors in parentheses. F-tests are the significance level of the joint test of exclusion of both quadratic terms. Standard errors have been adjusted for heteroscedasticity using standard methods.



Source: UNFE, OBOP and ARC data.

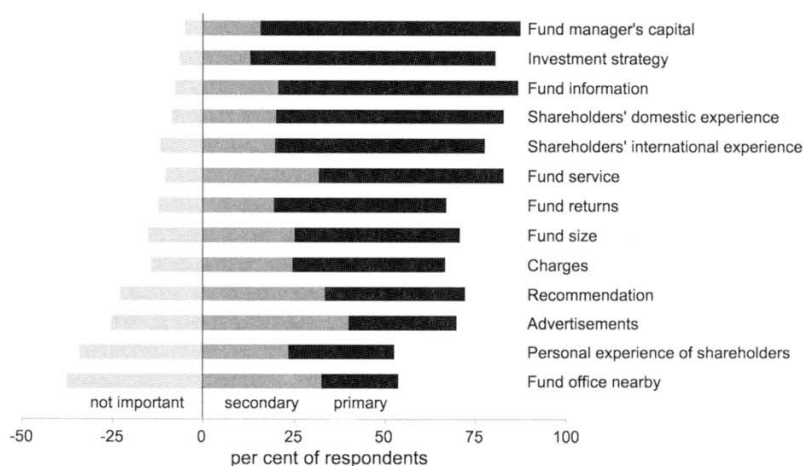
Figure 19: Size of pension fund sales force and market share

Given the discussion of the pension funds' various marketing strategies in section 4.1 above, it is interesting to see that the experience of the pension funds' parent companies – both in the Polish market (63 per cent) and internationally (58 per cent) – were mentioned by many consumers. Some consumers also reported that they stuck with a familiar provider of financial services (29 per cent). Fund performance and strategy had the second highest proportion of people rating this factor as of primary importance (68 per cent), with another 48 per cent claiming that their fund had and/or would give them a better rate of return.¹⁵

A second survey allowed consumers to name the three most important influences on their choice of pension fund from a slightly longer list (Figure 21). Again, characteristics of the pension fund – that it was perceived as more secure or better performing – were rated the most important. This survey allowed rather more candid responses than the first. For example, a quarter of people said that one of the reasons they joined their specific fund was simply that this was the first agent they had met. Others reported that they had shopped around: nearly a fifth said they chose the best offer after

¹⁵ This is, of course, unlikely: very few studies have found any persistence in the performance of fund managers. These studies are surveyed in Whitehouse (2000a, 2000c).

meeting several agents and slightly more than a fifth that they had done some personal research of different funds. A fifth of people said they joined the fund because a friend or relative was an agent. (Although this number seems rather high, recall that there were 440,000 registered agents, around one per cent of Poland's adult population.) Very few people said that either their employer or their trade union¹⁶ had influenced their decision.



Note: Based on a sample of 1,544 people aged 17 to 50 in April 2000.

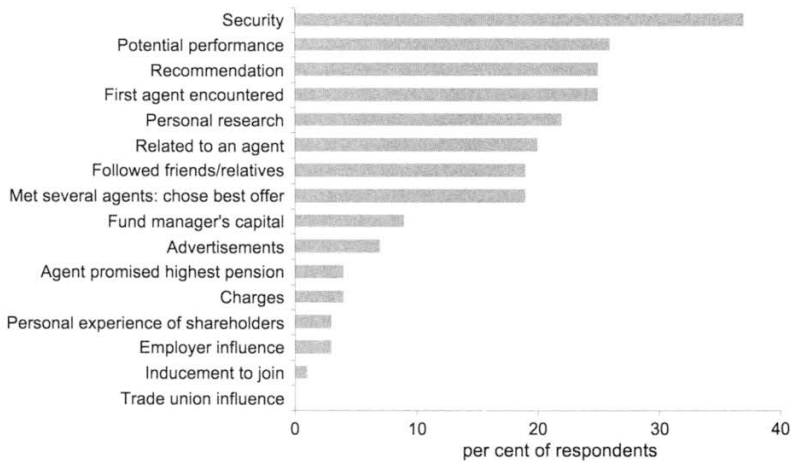
Source: ARC, OFE Monitor, May 2000.

Figure 20: Factors influencing the choice of pension fund from a consumer survey

Both surveys show that few consumers claimed that they had been influenced by the pension funds' advertisements. They also show that pension funds' charges influenced only a very few consumers' decisions, despite the potential effect that these levies can have on the net pension value. There is some evidence of potentially illegal activity. Employers were prohibited from influencing their employees' choice of pension fund, agents were not allowed to offer inducements to join a particular fund or to promise higher investment returns than other funds. While the first two transgressions appear to be rare, more than a quarter of people told the second survey that they were convinced their pension fund would offer the best return and nearly half said that the fund's high return was of primary importance in their choice. It must unfortunately remain moot whether people had simply

¹⁶ Ghilarducci and Ledesma (2000) analyse and explain the limited role of trade unions in the pension reforms in Argentina and Chile.

convinced themselves that their fund would out-perform or had been led to believe this by advertisements or agents.



Note: Based on a sample of 1,116 adults under age 60 in March 2000.

Source: CBOS, March 2000.

Figure 21: Factors influencing the choice of pension fund from a consumer survey

It is also possible to look at the reported influences on fund choice by membership of different pension funds using the second survey (from CBOS). People who joined one of the 'big three' – Commercial Union, PZU, Nationale-Nederlanden – tended to stress the security of their pension. Some 56 per cent of PZU members gave this response, compared with 37 per cent of the whole sample. Another significant result was that one in three Commercial Union members argued that this choice would assure the highest pension, compared with a quarter of all funded pension members. PZU's network of agents – the largest network, nearly a quarter of the total number of agents – seemed to have been a success. Its clients were (slightly) more likely to say that they joined this fund because this was the first agent they met.¹⁷ Nationale-Nederlanden clients tended to join that fund because of personal recommendation (32 per cent versus 25 per cent for the whole sample) or after personal market research (32 versus 22 per cent). Unfortunately, the sample sizes were too small to get statistically significant results for specific smaller funds.

¹⁷ Note that PZU's network was based mainly on the insurance agents in large enterprises – typically people in the personnel or accounting departments – who were well placed to approach potential members early.

Table 7: Summary of influences on choice of particular pension funds

	<i>Commercial Union</i>	<i>PZU</i>	<i>Nationale-Nederlanden</i>	<i>AIG</i>
Socio-demographic	Urban	Rural	Urban	
	High education	Low education	Less religious	Less religious
	Self-employed Managers	More religious		
Asset holdings	Life insurance		Few / no children	
Attitudes to fund	Better pension	Better pension Secure pension Already with PZU		Less likely: with AIG
Attitudes to saving	Gold and antiques a good investment	Gold and antiques a bad investment No intention of joining occupational plan Regard savings as of little value Provide for retirement by buying durables	Bank deposits a bad investment	
Influences		Friends from work	Less likely: first agent encountered	

Markowski *et al.* (2000) used this survey to carry out a multivariate analysis of the membership of particular funds as a function of attitudes and socio-economic characteristics. The results should be treated as illustrative, because the explanatory power of the equations is weak. Table 7 summarises the most significant factors.

The contrast between PZU's clientele and that of Commercial Union (CU) and, to a lesser extent, Nationale-Nederlanden (N-N), is clear. PZU appeals to people living in smaller towns and villages with lower levels of education. Its members also appear to be financially unsophisticated: they rate saving as a low priority and do not intend to join an occupational plan if offered. CU and N-N members were more likely to live in urban areas, and the former's clients tended to be better educated and in managerial jobs. PZU recruited more members who 'engaged in frequent religious practices', while N-N and AIG appealed to the less religiously inclined. This variable is probably a good indicator of conservative attitudes in general. PZU's members appear to be very confident in their fund: they expect both a good return and a secure pension. Again, there is evidence that PZU's large sales network paid off. Many of its clients said that they were influenced by their colleagues' choice: PZU's network is based among the personnel and accounts staff of larger enterprises. Also, people joining its pension fund were more likely to be clients of PZU already.

6. Conclusions

Poland introduced a fundamental reform of its pension system ten years after the transition to a market economy began. Although the financial sector developed rapidly, only a limited number of Poles saves or invests. Many still do not have a bank account.

Opinion polls on the state of the existing pension system and the basic philosophy of different reform options were an important input to the design of the new system and building political support for change. The public seemed to accept that pensions should accumulate in individual accounts, that their value should depend on the amount of contributions paid and that they should be financed in part on a funded basis. Nevertheless, the questions in these surveys were often vague and people were not fully informed of the consequences of particular changes.

Focus group interviews, complementing larger opinion polls, provided information on the design of the pension reform and early warning signals of particularly unpopular proposals. Equalisation of pensionable age for men and women was the only proposal that the public rejected. In the end, this

reform was dropped. The public – and particularly, trade unions – also opposed the withdrawal of early retirement privileges for particular occupations.

The media played an important role in this initial process, and the considerable effort put into media relations was rewarded with broad and largely favourable coverage. In particular, the use of a professional public-relations company was important in building good relations with journalists and opinion-formers.

The next stage of the government's public information campaign was to explain the structure and rules of the new system. Surveys from the end of 1999 showed that most people felt that they were well informed and that information on the pension reform was readily available.

Nevertheless, there are some grounds for concern: surveys often showed that the knowledge of the pension system was limited to slogans rather than a deep understanding. One example is the effect of the choice of retirement age: most said that they would retire as soon as the possibly could, but might delay retirement if this would increase their pension. In fact, both the public and private components of the new scheme would deliver a higher pension for later retirement.

It is, of course, very difficult to explain complex, fundamental changes of this sort. Perhaps it was inevitable that the better educated – more likely to be financially sophisticated – would rate the campaign more highly than the less well educated.

One early problem with the Polish public information campaign, later corrected, was its lack of distinctiveness relative to the private pension funds' promotions. It did, however, succeed in convincing the public of its impartiality, relative to the pension funds' messages. It was especially important that the public campaign had a free-run for a while. Pension funds were only allowed to advertise well after the public information campaign was underway. The government's resources will inevitably be less than the pension funds': in the case of Poland, by a factor of 20 to one.

The new private pension funds attracted a majority of people aged 31–50, who had a choice between remaining in the reformed public scheme alone or splitting their contribution between public and private plans. Although the pattern of switching behaviour with age is indicative of rational behaviour, there is some evidence that choices were not based on a detailed understanding of the new system. The key factor determining the success of pension funds was the size of their sales forces. Agents – numbering some 440,000 – were everywhere, and persuaded a lot of people both to take the private pension option and that their fund was best. Indeed, a significant

proportion of people simply joined the pension fund of the first agent they came across.

The new pension market is concentrated: the three largest firms have more than half of members between them. Two of them – Commercial Union and Nationale-Nederlanden – are owned by international financial services companies – Commercial and General Union of the United Kingdom and ING of the Netherlands – that were already well – established in the Polish life insurance market. They tended to appeal to the better – educated and urban populations. The third – PZU, Poland's largest insurer – had the largest sales network by far. It tended to recruit less well-educated people living in smaller towns and villages.

Public information was therefore a central part of the process of pension reform at every stage from design to building support for change and to implementing the reform. On balance, the campaign was a success: not least because mistakes were quickly corrected. Poland's experience holds some valuable lessons for other countries embarking on fundamental reform of their pension systems.

References

- Anasz, M. (2000): Rynek z przyszłości, *Gazeta Bankowa*.
- ARC Rynek i Opinia (2000): OFE/IUZ Monitor. Raport z badań otwartych funduszy emerytalnych i indywidualnych ubezpieczeń na życie, *Warsaw*.
- (1998): Powszechne Towarzystwa Emerytalne – wiedza – oczekiwania – kryteria wyboru, *Warsaw*.
- CBOS (2000): Gospodarstwa domowe: oszczędności i lokaty, zadłużenia, wydatki.
- Chlon, A. / Góra, M. / Rutkowski, M. (1999): 'Shaping pension reform in Poland: Security through Diversity', Pension Reform Primer series, Social Protection Discussion Paper no. 9923, World Bank, Washington, D.C.
- and Tidner, G. (2000): 'Polish pension simulation model', mimeo.
- Corporate Profiles DBB (1999a): Fundusze emerytalne. Analiza działań reklamowych, *Warsaw*.
- (1999b): Fundusze emerytalne. Analiza działań reklamowych za okres do połowy września. Prezentacja dla Biura Pełnomocnika Rządu ds. Reformy Zabezpieczenia Społecznego, *Warsaw*.
- (1999c): Fundusze emerytalne. Reklamy prasowe (analiza za okres od kwietnia do połowy września), *Warsaw*.
- Disney, R. F. (1999): 'Notional accounts as a pension reform strategy: an evaluation', Pension Reform Primer series, Social Protection Discussion Paper no. 9928, World Bank, Washington, D.C.

- Disney, R. F. / Palacios, R. J. / Whitehouse, E. R. (1999): 'Individual choice of pension arrangement as a pension reform strategy', Working Paper no. 99/18, Institute for Fiscal Studies, London.*
- Disney, R. F. / Whitehouse, E. R. (1999): 'Pension plans and retirement incentives', Pension Reform Primer series, Social Protection Discussion Paper no. 9924, World Bank, Washington, D.C.*
- FIAP (International Federation of Pension Fund Administrators) (2000): Statistical Bulletin no. 7, Santiago, Chile.
- Fuszara, M. (1999): Raport z badan 'Nasza Przyszlosc'. Rowny czy zroznicowany wiek emerytalny i kto powinien o tym decydowac, Warsaw.*
- Ghilarducci, T. / Ledesma Liebana, P. (2000): „Unions' Role in Argentine and Chilean Pension Reform“, World Development, vol. 28, no.4, pp. 753 – 762.*
- Lunt, P. / Disney, R. F. (2000): 'Interpreting financial services adverts', in Beckmann, S. C. and Elliott, R. H. (eds), Interpretive Consumer Research, Copenhagen Business School Press.*
- Markowski, R. / Czesnik, M. / Grzelak, P. / Zebrowska, E. (2000): Raport z badan dot. korzystania z II filaru systemu ubezpieczen spolecznych, Warsaw.*
- Moleda-Zdziech, M. (1998): Wokó nowego system emerytalnego. Wtorna analiza badan – proba rekonstrukcji czynnikow psychospolecznych, Profile, Warsaw.*
- Office of the Government Plenipotentiary for Social Security Reform (1998): Communication Strategy: Promotion of Pension Reform in Poland, Warsaw.
- (1999): informational brochures.
- Palacios, R. J. / Whitehouse, E. R. (1998): 'The role of choice in the transition to a funded pension system', Pension Reform Primer series, Social Protection Discussion Paper no. 9812, World Bank, Washington, D.C.*
- Polish Securities Commission (1999): Annual Report.
- Profile (1997a): Analiza publikacji prasowych na temat reformy systemu emerytalnego, kwiecień – październik 1997r.
- (1997b): Opinia publiczna o systemie emerytalnym. Raport z badan ilościowych, Warsaw.
- (1998a): Analiza publikacji prasowych na temat reformy systemu emerytalnego, kwiecień – wrzesień 1998r.
- (1998b): Analiza publikacji prasowych na temat reformy systemu emerytalnego, 31 pazdziernika – 30 listopada 1998r.
- (1998c): Najważniejsze wyniki badania sondzowego na temat reformy ubezpieczen spolecznych, Warsaw.
- (1998d): Opinia publiczna o systemie emerytalnym. Raport z badan ilościowych, Warsaw.
- (1998e): Opinia publiczna o systemie emerytalnym. Raport z badan ilościowych, Warsaw.

- (1998f.): Reforma systemu emerytalnego. Badanie metoda FGI. Wtorna analiza danych, wstępne wyniki, Warsaw.
- (1999a): Analiza publikacji prasowych na temat przywilejów emerytalnych, październik 1998.
- (1999c): Analiza publikacji prasowych na temat reformy systemu emerytalnego, kwiecień 1999r.
- (1999d): Analiza publikacji prasowych na temat reformy systemu emerytalnego, maj 1999r.
- (1999e): Analiza publikacji prasowych na temat reformy systemu emerytalnego, czerwiec 1999r.
- (1999f.): Ocena kampanii informacyjnej systemu emerytalnego w publikacjach prasowych, luty-marzec 1999, Warsaw.
- (1999g): Reforma systemu emerytalnego. Raport z badań sondażowych, Warsaw.
- (1999h): Reforma systemu emerytalnego. Raport z badań sondażowych, Warsaw.
- (1999i): Reforma systemu emerytalnego. Raport z badań sondażowych, Warsaw.

Rzeczpospolita (2000): *Moje Pieniadze*.

Siemienska, R. (1999): *Sytuacja ludzi starych w kontekście wzorów kulturowych i polityki państwa*, Warsaw.

SMG KRC Poland (1999a): *Emerytura. Najważniejsze wyniki badania metoda FGI*, Warsaw.

- (1999b): *Prezentacja wyników badania reforma emerytalna*, Warsaw.

Starcom (1999): *Kampania MPiPS w mediach*, Warsaw.

Stepien, J. (1999): *Bilans Funduszy, Media i Marketing Polska*.

Whitehouse, E. R. (1998): 'Pension reform in Britain', Pension Reform Primer series, Social Protection Discussion Paper no. 9810, World Bank, Washington, D.C.

- (2000a): 'Pension reform, financial literacy and public information: a case study of the United Kingdom', Pension Reform Primer series, Social Protection Discussion Paper no. 0004, World Bank, Washington, D.C.
- (2000b): 'Administrative charges for funded pensions: an international comparison and assessment', Pension Reform Primer series, Social Protection Discussion Paper no. 0016, World Bank, Washington, D.C.
- (2000c): 'Paying for pensions: an international comparison of administrative charges in funded retirement-income systems', Occasional Paper, Financial Services Authority, London, forthcoming.

Wilczynska, J. (2000) (ed.): *Analiza konkurencji na rynku OFE w roku 1999*, Allfiance, Warsaw.

Wilkowicz, L. (2000): *ROR zamiast kasy*, *Gazeta Bankowa*.

World Bank (1999a): 'Switching: the role of choice in the transition to a funded pension system', Pension Reform Primer briefing note.

- (1999b): 'Retirement: can pension reform reverse the trend to earlier retirement?' Pension Reform Primer briefing note.
- (2000): 'Administrative charges: options and arguments for controlling fees for funded pensions', Pension Reform Primer briefing note.

Wrighton, J. (1999): 'The pension peddlers of Poland', Institutional Investor, December.