

Sepp, Tim Florian; Israel, Karl-Friedrich; Treitz, Benjamin; Hartl, Tom

Working Paper

Monetary policy and bank-type resilience in Germany from 1999 to 2022

Working Paper, No. 181

Provided in Cooperation with:

University of Leipzig, Faculty of Economics and Management Science

Suggested Citation: Sepp, Tim Florian; Israel, Karl-Friedrich; Treitz, Benjamin; Hartl, Tom (2024) : Monetary policy and bank-type resilience in Germany from 1999 to 2022, Working Paper, No. 181, Universität Leipzig, Wirtschaftswissenschaftliche Fakultät, Leipzig

This Version is available at:

<https://hdl.handle.net/10419/289620>

Standard-Nutzungsbedingungen:

Die Dokumente auf EconStor dürfen zu eigenen wissenschaftlichen Zwecken und zum Privatgebrauch gespeichert und kopiert werden.

Sie dürfen die Dokumente nicht für öffentliche oder kommerzielle Zwecke vervielfältigen, öffentlich ausstellen, öffentlich zugänglich machen, vertreiben oder anderweitig nutzen.

Sofern die Verfasser die Dokumente unter Open-Content-Lizenzen (insbesondere CC-Lizenzen) zur Verfügung gestellt haben sollten, gelten abweichend von diesen Nutzungsbedingungen die in der dort genannten Lizenz gewährten Nutzungsrechte.

Terms of use:

Documents in EconStor may be saved and copied for your personal and scholarly purposes.

You are not to copy documents for public or commercial purposes, to exhibit the documents publicly, to make them publicly available on the internet, or to distribute or otherwise use the documents in public.

If the documents have been made available under an Open Content Licence (especially Creative Commons Licences), you may exercise further usage rights as specified in the indicated licence.



UNIVERSITÄT
LEIPZIG

Wirtschaftswissenschaftliche
Fakultät
Faculty of Economics and
Management Science

Working Paper, No. 181

Tim Sepp / Karl-Friedrich Israel /
Benjamin Treitz / Tom Hartl

**Monetary Policy and Bank-Type
Resilience in Germany
from 1999 to 2022**

April 2024

ISSN 1437-9384

Monetary Policy and Bank-Type Resilience in Germany from 1999 to 2022*

Tim Sepp[†]

Leipzig University
sepp@wifa.uni-leipzig.de

Karl-Friedrich Israel

Saarland University
UCO Angers
kisrael@uco.fr

Benjamin Treitz

BNP Paribas
benjamin.treitz@ca.bnpparibas.com

Tom Hartl

DIW Berlin
thart@diw.de

10th April 2024

Abstract

This paper examines the heterogeneous effects of the ECB's monetary policies on the resilience of the German banking system between 1999 to 2022. We distinguish between the main bank types in Germany: Large Banks, Regional Banks, Sparkassen, Landesbanken and Credit Unions. We proxy bank-type resilience by a z-score measure. We use structural monetary policy shocks relying on high-frequency identification methods. Unconventional monetary policy shocks are decomposed into three parts: timing shocks, forward guidance, and quantitative easing. We estimate the resilience of German bank types in response to expansionary monetary policy shocks by producing impulse response functions through local projections. Conventional monetary easing is associated with weakened resilience for all bank types. Unconventional monetary policies have heterogeneous effects on German bank types. Shocks to short-term interest rate expectations (i.e. timing shocks) are associated with increasing resilience of Large Banks, Regional Banks and Landesbanken, but with decreasing resilience of the others. Forward guidance only has a positive impact on the resilience of Sparkassen. Large-scale asset purchases through quantitative easing tend to increase resilience of Large Banks and Sparkassen, but decrease the resilience of Regional Banks, Credit Unions and Landesbanken, in both, the short and long run.

Keywords: Resilience, Financial Stability, Monetary Policy, Unconventional Monetary Policy, Banking System, Germany.

JEL-Codes: E42, E52, G21, M41.

*The authors thank the Stiftung fuer die Wissenschaft, Bonn, Germany, for sponsoring this research.

[†]Corresponding author e-mail address: sepp@wifa.uni-leipzig.de

1 Introduction

Economies around the world seem to have become more vulnerable to crises. In this context, resilience has become the new hot topic in public discourse and policy debates (de Guindos 2023a, Schnabel 2023). Financial stability has become an important monetary policy goal (ECB 2007, Bundesbank 2021, FED 2021, IMF 2023). Recently, however, there has been a conceptual and terminological shift from *financial stability* to *resilience*, emphasizing more specifically the capacity to cope with exogenous threats. On this basis new justifications for policy interventions into the monetary and financial system have been formulated (Lagarde 2021, Lagarde 2022).

Resilience generally refers to the capacity of a system to respond and adapt to unexpected external shocks. It can be broken down into two key aspects: robustness and adaptability (Aligica and Tarko 2014, Salter and Tarko 2019). Robustness refers to a system's ability to absorb shocks, recover quickly, and get back to normal. It captures how much stress a system can withstand before collapsing. Strong robustness alone, however, can lead to over-optimization to outdated conditions (Carlson and Doyle 1999, 2000, 2002). It can prevent necessary adjustments to a changing environment. Adaptability refers to a system's capacity to adjust, evolve and respond to new conditions and constraints. Hence, adaptability, too, is an integral part of a resilient economy.

Studying the resilience of banks is crucial as they form the backbone of the financial system that is supposed to coordinate activities in the real economy. Monetary policy is widely seen as the primary tool for stabilizing the economy during downturns. Empirical evidence confirms that in a typical economic downturn, monetary policy can effectively stabilize conditions in the short run (Leigh and Stehn 2009, Kannan et al. 2009, Bech et al. 2012, Sanchez et al. 2015, Israel 2017).

However, the efficacy of conventional monetary policy diminishes in financial crises, when the transmission channels¹ through which monetary policy unfolds are impaired

¹Regarding the relevance of the topic, it is not surprising that there exists a growing literature on the channels through which unconventional monetary policies impact the banking system and financial stability. The most prominent channels considered in this work are the credit channel and risk-taking channel (Kashyap and Stein 2000, Gambacorta and Marques-Ibanez 2011, Borio and Zhu 2012, Dell'Ariccia et al. 2017).

(Borio 2012, Sanchez et al. 2015, Sepp et al. 2024). Unconventional monetary policies are then often deemed necessary to mitigate the adverse effects of a collapsing financial system on the real economy (Mishkin 2009, Borio 2012). However, excessively loose monetary policies, especially the unprecedented expansion of central banks' balance sheets, can introduce unforeseen risks. Prolonged monetary easing may delay necessary balance sheet adjustments of financial intermediaries and prolong financial fragility (Borio and Disyatat 2010, Borio 2012, Bouis et al. 2013). Unconventional monetary policy measures, such as (targeted) longer-term refinancing operations ((T)LTROs), large-scale asset purchases through quantitative easing (QE), negative interest rate policies and forward guidance, can lead to excessive credit growth, distortions in financial markets, conflicts in sovereign debt management, the amplification of economic inequalities and moral hazard (Caruana 2012, Sanchez et al. 2015, Salter and Tarko 2017, 2019, Schnabl 2019, Israel and Latsos 2020, Israel et al. 2022, 2023).

Our study builds on the existing literature to offer new insights into the relationship between unconventional monetary policy and bank resilience. We provide new evidence from Germany showing that monetary policy has not generally improved the resilience of banks. Measuring resilience is not straightforward. Following Avalos and Mamatzakis (2023) and Sepp et al. (2024), we draw upon the z-score as a measure of a bank's loss-absorbing buffer. We therefore focus on the first of the two aspects of resilience, that is, robustness. We estimate impulse response functions (IRFs) of the z-score for different German bank types to investigate the propagation of monetary policy shocks on bank resilience over time.

We make several contributions to the literature. First, we focus on the leading economy of the Euro area, studying the resilience of its banking system on a semi-aggregated level, over the entire Euro period from 1999 to 2022. Second, we study the effect of (un)conventional monetary policy shocks on German bank type resilience in detail. Our empirical approach allows us to analyze the effects of conventional interest rate cuts, shocks to short-term rates, forward guidance and QE, separately. Third, we estimate IRFs on monetary policy shocks based on the high-frequency identification method of

Altavilla et al. (2019) and Baumgärtner and Klose (2021).

The main findings of our study suggest heterogeneous effects of (un)conventional monetary policies on banks depending on the bank type and the time horizon. Overall, we cannot conclude that monetary policy has generally enhanced the resilience of banks.

The paper is structured as follows. Section 2 contains a review of the literature connected to monetary policy, banking, and financial stability. We then present our data in Section 3. The estimation framework and results are outlined in Section 4. We draw policy implications from our analysis at the end.

2 Literature Review

Research on the impact of monetary policy on banking is vast. There are two crucial transmission channels of monetary policy on banks discussed in the literature: the bank-lending channel (Kashyap and Stein 2000, Ashcraft and Campello 2007, Gambacorta and Marques-Ibanez 2011, Jimenez et al. 2012, De Santis and Surico 2013, Ciccarelli et al. 2013, Ciccarelli et al. 2015, Buch et al. 2019) and the risk-taking channel (Instefjord 2005, Borio and Zhu 2012, Jimenez et al. 2014, Bruno and Shin 2015, Dell’Ariccia et al. 2017, Adrian et al. 2019).

The bank-lending channel highlights what happens to the asset side of MFIs’ balance sheets and emphasizes the importance of differences in balance sheet characteristics of heterogeneous bank types (Kashyap and Stein 2000, Gambacorta and Marques-Ibanez 2011, Jimenez et al. 2012, De Santis and Surico 2013, Buch et al. 2019). The risk-taking channel of monetary policy suggests that variations in monetary policy affect financial intermediaries’ readiness to assume risk which alters the supply of credit to the real economy. For example, low interest rates might encourage bankers’ propensity to take risks as they positively affect the valuation of assets and collaterals (Gambacorta and Marques-Ibanez 2011, Borio and Zhu 2012, Adrian et al. 2019).

Using quarterly data from 1976 to 1993 on all insured U.S. commercial banks, Kashyap and Stein (2000) show that the transmission of monetary easing is more pronounced for

banks that hold overall fewer liquid assets.² Gambacorta and Marques-Ibanez (2011) show that the bank-lending channel in the US and Europe structurally changed during the Great Financial Crisis. Banks restricted the loan supply more strongly than had lower levels of core capital, relied more heavily on market funding and generated a significant portion of their income from non-interest sources. Using a micro dataset on loan applications from Spain, Jimenez et al. (2012) analyse the impact of monetary policy on the supply of bank credit. They find that a tighter monetary policy stance significantly reduces loan granting, especially for banks with lower capital or liquidity ratios. De Santis and Surico (2013) show that the bank-lending channel is highly heterogeneous in the eurozone. Specifically, in Germany, monetary policy seems to have a more pronounced impact on the credit provision of Credit Unions and Sparkassen, which have limited liquidity and lower capital ratios. Similarly, in Italy, monetary policy seems to have stronger effects on savings banks, which are smaller in size. In a similar vein, Altavilla et al. (2019) show that more liquid and better capitalized eurozone banks are more resilient to monetary contractions.

Using two extensive datasets on Spanish and Bolivian Banks' credit register, Jimenez et al. (2009) and Ioannidou et al. (2009) provide evidence that an accommodative monetary policy stance has encouraged elevated levels of risk-taking by banks before the Great Financial Crisis, possibly leading to excessive risk exposure. Jimenez et al. (2014) study the impact of monetary policy on the composition of banks' supply of credit using data on Spanish bank loans for the period between 2002 and 2008. They find that lower short-term interest rates induce weakly capitalized banks to grant more loans to risky firms. These findings are consistent with the risk-taking channel of monetary policy. Using loan level data of U.S. banks between 1997 and 2011, Dell'Ariccia et al. (2017) analyse the risk-taking channel of monetary policy for the U.S. banking system. They find that banks' risk-taking is positively associated with decreases in short-term policy rates. Monetary policy directly impacts the risk level of banks and thus has broader implications for overall financial stability. Adrian et al. (2019) provide further

²Kashyap and Stein (2000) measure liquid assets as the ratio of securities to assets

evidence for the risk-taking channel of monetary policy. They find that the effectiveness of monetary policy depends on the risk-taking behaviour of financial intermediaries through their management of balance sheets in response to changing economic conditions.

More recently, Grimm et al. (2023) show that when the monetary policy stance is accommodative over an extended period, the probability of financial crises increases significantly. Abadi et al. (2023) provide evidence that there is a rate – the so-called reversal interest rate – at which an accommodative monetary policy becomes contractionary for lending. This is because further monetary easing (i.e. through unconventional monetary policies) cuts into banks' profitability, curtailing their credit supply and financial stability on the long line. Avalos and Mamatzakis (2023) examine the impact of unconventional monetary policies on the resilience of the banking sector in the eurozone between 2007 and 2018. They find that unconventional monetary policies are overall positively associated with the resilience of banks.

Monetary policy is generally seen as the primary tool for stabilizing the economy and the financial system during downturns. In a narrow sense, the financial system can be characterized as stable in the absence of excessive volatility, stress, or crises. In a broader sense, financial stability encompasses the smooth functioning of the complex relationships between financial markets, financial institutions, households, firms and non-market institutions (Gadanecz and Jayaram 2008).

Goodhart (1987) stresses the importance of central banks in providing liquidity during times of financial stress. The lender-of-last-resort function is considered a crucial aspect of monetary policy for maintaining stability in the banking sector. Among others, Bernanke and Gertler (1995), White (2009) and Mishkin (2011) emphasize the role of monetary policy in influencing financial stability. Regarding unconventional monetary policies, Carpenter et al. (2014) find that unconventional monetary easing is associated with an increase in bank lending as bank funding volatility is reduced, and thus bank stability is enhanced. In the same vein, Markmann and Zietz (2017) show that the ECB's covered bond purchase program (CBPP) contributed to stabilizing banks.

Expansionary (un)conventional monetary policies can also increase the risk-appetite of

financial intermediaries by encouraging the search for yield (Gambacorta 2009, Jimenez et al. 2009, Ioannidou et al. 2009, Borio and Zhu 2012, Altunbas et al. 2014, Sahuc 2016). In a low interest rate environment, banks possibly underestimate the risk of holding certain assets. This is because the value of equity to debt increases with rising asset prices. Moreover, increased bank lending activity occurs as a result of relaxed lending standards (Darracq-Paries and De Santis 2015). Relaxed lending standards, in turn, introduce higher risks to banks' balance sheets (Ioannidou et al. 2015, Heider et al. 2019). Hence, banks tend to embrace greater risks in their pursuit of elevated expected returns that were formerly attainable when interest rates were higher (Rajan 2005, Avalos and Mamatzakis 2023). The perceived commitment to support financial markets during downturns can exacerbate financial intermediaries risk-taking behaviour, compromise banks' risk-absorbing capacities, and thus jeopardize financial stability (Borio and Zhu 2012).

In light of these heterogeneous results, Bernanke (2011), Bayoumi et al. (2014) and Svensson (2018) argue that monetary policy is too broad an instrument to address financial (in)stability appropriately. Targeted microprudential and macroprudential measures are deemed necessary. It is argued that microprudential and macroprudential tools reduce incentives for risk-taking and promote the proactive establishment of buffers. Targeted microprudential and macroprudential measures can increase the robustness of the banking system to withstand shocks. However, if such measures are to be implemented, it is important to localize the areas of the banking system that should be targeted by them. The following empirical study tries make a step in that direction.

3 Data Description

We have created a panel dataset of semi-aggregated data on the German banking system, paired with variables indicating the monetary policy stance of the ECB and macroeconomic covariates. The semi-aggregated data on the German banking system consist of monthly balance sheet information on the main German bank types running from 1999

to 2022. The monetary policy variables include a variety of indicators, most importantly high-frequency shocks to identify conventional and unconventional monetary policy actions. To control for the macroeconomic environment, the covariates included are the CPI, industrial production, the German stock market index (DAX) and the yield on 10-year German government bonds.³

3.1 *The German Banking System*

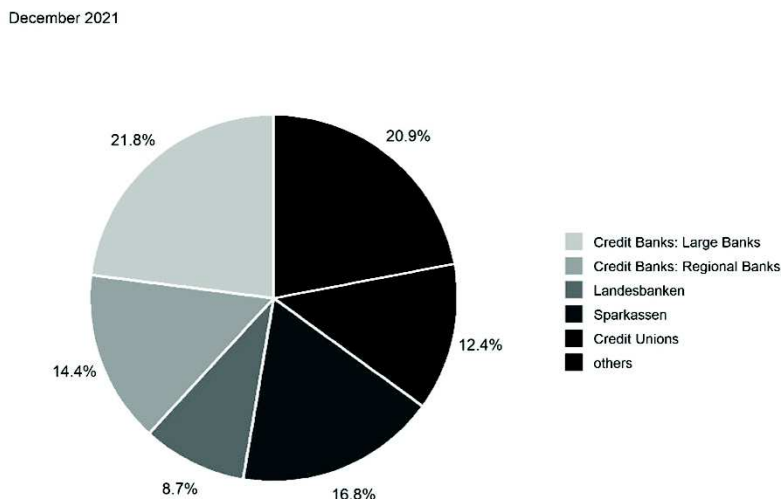
The German banking system is organized in two tiers. The first tier is the Deutsche Bundesbank, which is integrated into the European System of Central Banks (ESCB). The ESCB pursues the primary policy goal of a 2% inflation target. The second tier of the German banking system consists of customer-oriented credit institutions, which can be further divided into three groups. The first group are public-sector savings banks, i.e. Sparkassen and Landesbanken. The second group comprises credit cooperatives, i.e. Credit Unions. The third group consists of privately organized Credit Banks that are separated into Large Banks, i.e. Deutsche Bank and Commerzbank, and Regional Banks, i.e. Volkswagen Bank and ING-DiBa (Sepp et al. 2024). In December 2021, Large Banks, Regional Banks, Sparkassen, Landesbanken and Credit Unions held 79% of the German banking sector's total assets (9.23 billion euro).

The public-sector savings banks' (Sparkassen and Landesbanken) main objective is to accommodate the saving behavior of households, to finance private real estate purchases and the business activities of small and medium-sized enterprises. Sparkassen are bound to the so-called regional principle, which restricts them to operate exclusively in their business territory. The rationale is to avoid the channeling of financial resources solely into economically advanced areas, thereby denying structurally weaker regions the access to financing (Gärtner 2003). Landesbanken perform a supra-regional central bank function for Sparkassen. In December 2021, the share of Sparkassen amounted to 15% (1.5 billion euro) and that of Landesbanken to 8.4% (0.8 billion euro) of total assets of the German

³The data source for the bank type data is the Deutsche Bundesbank. For the monetary policy variables, the data sources are Krippner (2020), Altavilla et al. (2019) and the Deutsche Bundesbank. The data source for the macroeconomic covariates is the Deutsche Bundesbank.

banking sector (Figure 1).

Figure 1
Share of Total Assets of German Banking Sector



Source: Deutsche Bundesbank, own calculations.

The primary objective of Credit Unions is to support the business activities of their members. Consequently, the primary operational focus of Credit Unions lies in retail and corporate banking. Credit Unions play a significant role in financing small and medium-sized enterprises in their business territory (Sepp et al. 2024). With 1.1 billion euro, the share of Credit Unions of total assets of the German banking sector was 11% in December 2021 (Figure 1).

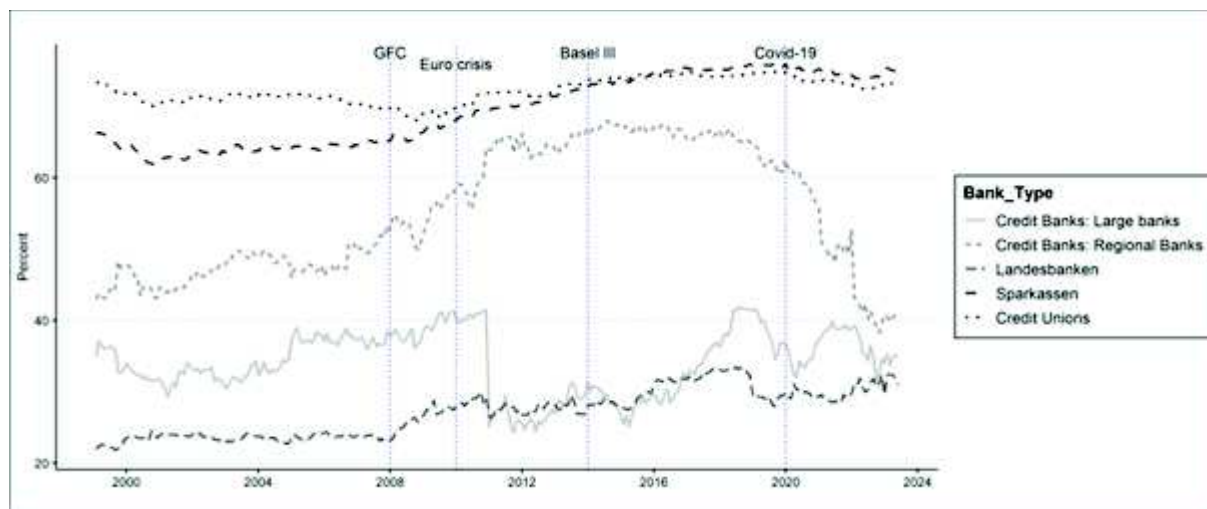
Large banks comprise privately organized money and credit institutions, such as Deutsche Bank and Commerzbank. They conduct their business activity supra-nationally through a nationwide and international branch network. Regional Banks⁴, i.e. Volkswagen Bank or ING-DiBa, are privately organized money and credit institutions, whose business activity is or was limited to a specific region. Large Banks and Regional Banks are organized in the form of stock companies indicating a significant alignment with the capital market. In contrast to Sparkassen and Credit Unions, they actively engage in foreign and securities business as well as investment banking (Sepp et al. 2024). With

⁴Although Regional Banks do not anymore conduct their business activities exclusively in one region, they are still referred to as Regional Banks in the Bundesbank statistics. Direct banks, such as ING-DiBa, are included in the aggregate “Regional Banks” too.

total assets of 3.3 billion euro, the share of Large Banks and Regional Banks accounted for 36.3% of total assets of the German banking sector in December 2021 (Figure 1).

Unlike Sparkassen and Credit Unions, Large Banks are particularly active in foreign markets and the securities business. Some of these differences are reflected in the deposit ratio, the real economy funding ratio, the foreign business ratio and the inter-financial linkage ratio.

Figure 2
Deposit Ratio



Source: Deutsche Bundesbank, own calculations.

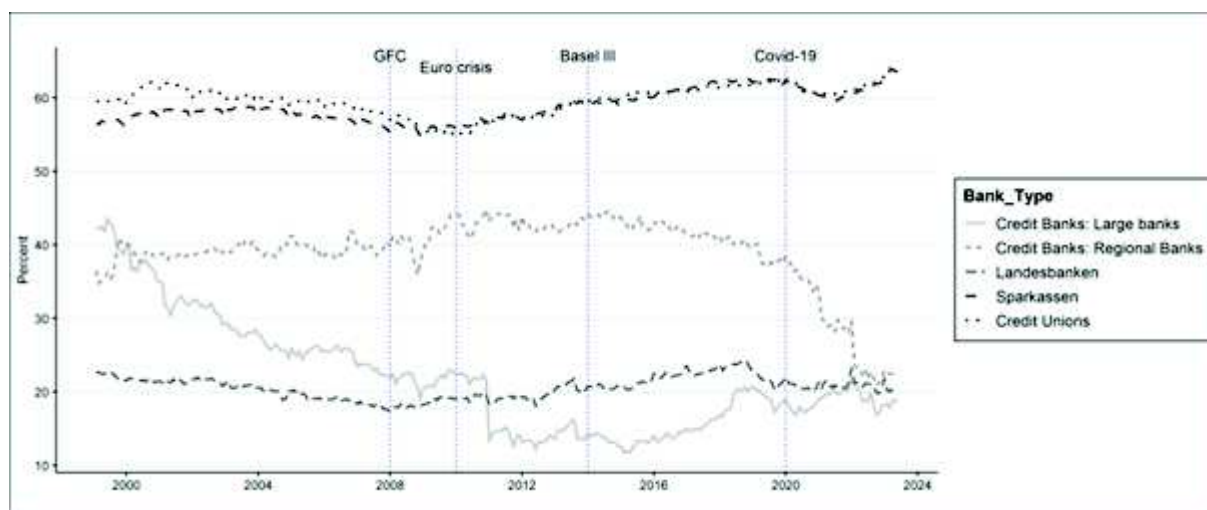
Figure 2 shows the deposit ratio of Credit Unions, Sparkassen, Landesbanken, Large Banks and Regional Banks. The deposit ratio is calculated as total deposits by non-monetary financial institutions (non-MFIs) as a share of total assets. Over the whole observation period, the deposit ratio of Credit Unions and Sparkassen has remained relatively stable around 75%. Regional Banks' deposit ratio has steadily increased until December 2019, but has fallen sharply since, while the deposit ratio of Landesbanken has increased slightly over the whole observation period. In contrast, the deposit ratio of Large Banks reveals some fluctuations but has a declining long-term trend.

Small and medium-sized banks such as Credit Unions and Sparkassen facilitate access to capital for small and medium-sized enterprises (SMEs) and, thus promote regional growth (Slotty 2009, Hasan et al. 2017, Marsch et al. 2007).⁵ Due to their local con-

⁵Transaction and regulatory costs for issuing publicly traded shares or debt securities are high, so

nection, small and medium-sized banks are better able to overcome risks caused by information asymmetries (i.e. adverse selection and moral hazard) as they can collect soft and hard information through relationship banking (Baas and Schrooten 2006, Berger and Udell 2006, de la Torre et al. 2010, Shinozaki 2012, Canales and Nanda 2012, Hasan et al. 2014). Overcoming adverse selection in lending translates to lower probabilities of credit default and therefore more resilience. This is particularly true if the foreign risks of banks are comparatively low, and their financing activities lean more towards the domestic economy.⁶

Figure 3
Domestic Real Economy Funding Ratio



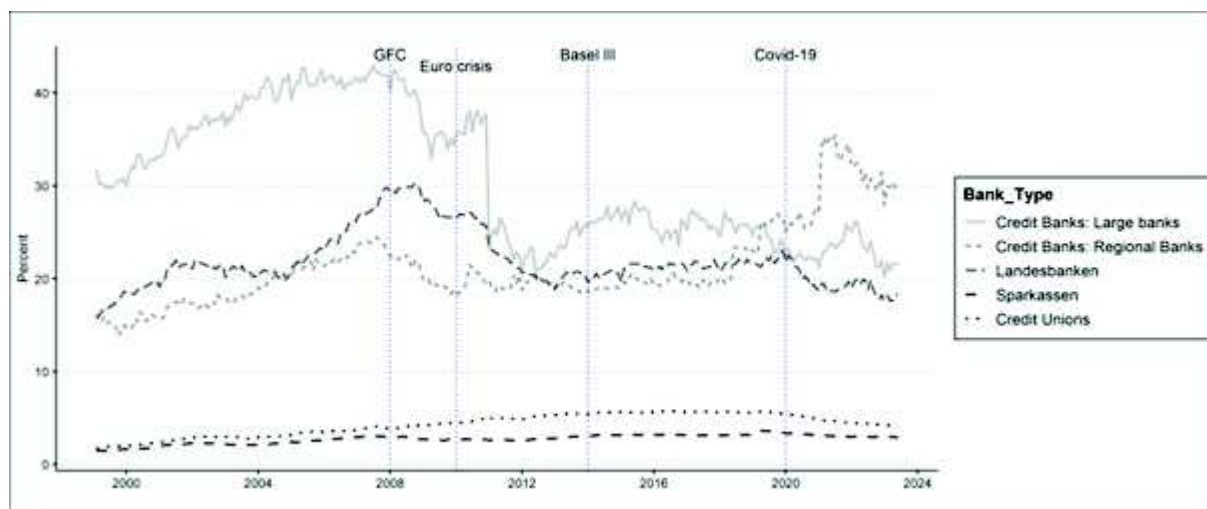
Source: Deutsche Bundesbank, own calculations.

Figure 3 shows the domestic real economy funding ratio. It is calculated as the share of loans to domestic companies and private individuals in total assets. The core business activity of Credit Unions and Sparkassen is indeed the financing of domestic companies and private individuals. The domestic real economy funding ratio averages around 60% and has even been increasing since the Euro Crisis. For Large Banks and Regional Banks, the domestic real economy funding ratio has significantly diminished. In 1999, the ratio of Large Banks and Regional Banks was 42%, and 37% respectively. It more than halved and now stands at 18% for Large Banks and 23% for Regional Banks. For Landesbanken that small and medium-sized enterprises are discouraged from issuing them (Coleman 2006). Therefore, compared to large companies, SMEs are dependent on financing through financial intermediaries.

⁶It is assumed that information asymmetries are more difficult to overcome and that default risks are higher when lending abroad due to exchange rate, regulatory and legal risks.

the ratio has remained more or less constant.

Figure 4
Foreign Business Ratio



Source: Deutsche Bundesbank, own calculations.

The foreign business ratio is defined as total deposits and borrowing from foreign MFIs and non-MFIs and total credit to foreign MFIs and non-MFIs as a share of total assets (Figure 4). The foreign business ratio of Credit Unions and Sparkassen has slightly increased over the observation period but is comparably low with a maximum of 6% of total assets. In contrast, the foreign business ratio of Large Banks, Regional Banks and Landesbanken is much higher. Large Banks' foreign business ratio strongly increased to 42% in 2007. In the aftermath of the Great Financial Crisis, it decreased considerably but still hovers between 21% and 28%. A similar development can be seen for Landesbanken. Regional Banks' foreign business ratio has increased strongly over the whole observation period and now stands at 30% of total assets.

Assuming that information asymmetries are more difficult to resolve and default risks are higher in foreign business, Large Banks, Regional Banks and Landesbanken are more prone to contagion effects from international economic developments due to their comparatively large foreign exposure (Krugman 1998, Corsetti et al. 1999, Hofmann and Schnabl 2008). Credit Unions and Sparkassen, however, are mostly focused on domestic investment activities and have almost no foreign exposure in their balance sheets, which may imply higher resilience of these bank types.

3.2 *Monetary Policy*

The ECB started to introduce unconventional monetary policy measures to counter the long-lasting effects of the Great Financial Crisis of 2008 (Driffill 2016). At the core of the ECB's unconventional monetary policy measures are LTROs, asset purchase programs, negative interest rate policies and forward guidance.

Longer-term refinancing operations are transactions that provide liquidity to the banking system for a longer period than the main refinancing operations. They aim to support credit flows and stabilize financial markets during periods of economic stress and uncertainty. LTROs have been a regular instrument in the toolbox of the ECB's monetary policy. Typically, LTROs had maturities of three months. Since June 2009, these loans became increasingly unconventional due to prolonged maturities, first to a year and then to three years in December 2011 (Dwyer et al. 2023).

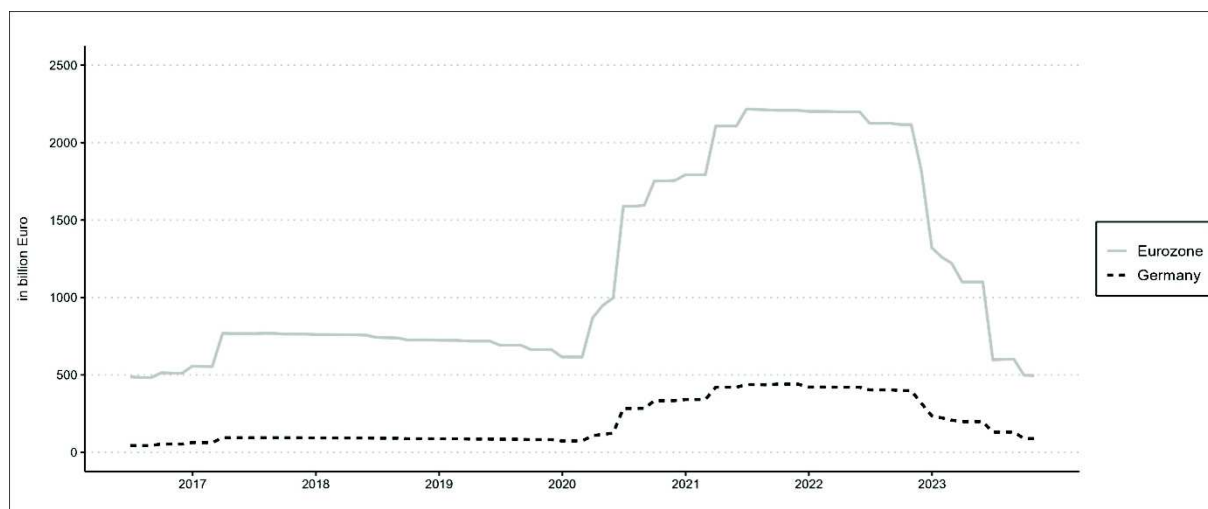
The unconventional LTROs were soon followed by targeted longer-term refinancing operations in 2014, 2016 and 2019. While both LTROs and TLTROs involve providing financial institutions with longer-term funding and liquidity, TLTROs are designed to encourage banks to lend directly to the real economy. In contrast to generic LTROs, TLTROs offer funds at favorable rates to certain institutions. Dwyer et al. (2023) find that TLTROs increased bank loans by 16.4% of total assets in non-crisis countries and by 14.6% of total assets in crisis countries. From 2016 until 2022, (T)LTROs increased from 507 billion euros to 2,062 billion euros. Over the same time, the share of (T)LTROs provided to the German banking system averaged 14.7% (Figure 5).

The asset purchase programs of the ECB can be categorized into the purchases of covered bonds, the purchase of public sector securities, the purchase of corporate sector securities and the purchase asset-backed securities.

To counter the negative impact of the Great Financial Crisis on the covered bond market⁷, the ECB initiated its first unconventional asset purchase program - the covered bond purchase program - in 2009. The objective of the CBPP was to enhance liquidity in the covered bond market, reduce money market term rates, address challenges in bank

⁷The covered bond market has become an important source of funding for the banking sector in the European Monetary Union.

Figure 5
(T)LTROs



Source: ECB.

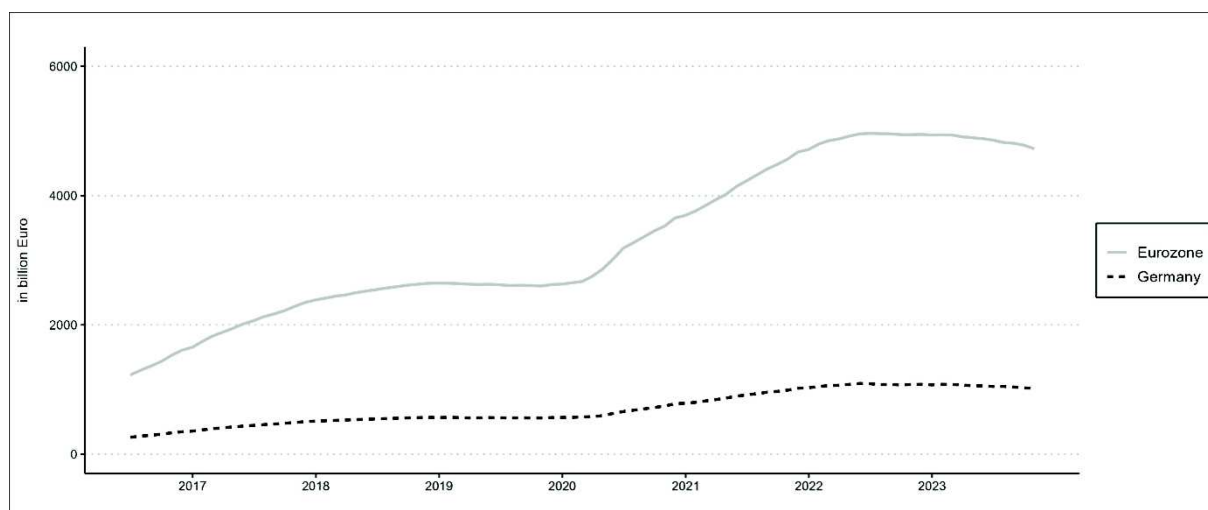
funding, and mitigate adverse credit conditions, with the aim of promoting growth (Driffill 2016). The CBPP was laid out in three phases. In July 2009, the ECB announced the first CBPP and purchased 60 billion euros of covered bonds until June 2010. To respond to the Sovereign Debt Crisis, the Euro system bought 16.4 billion euros of covered bonds from November 2011 to October 2012 under CBPP II to stimulate funding to credit institutions and enable lending. Finally, under CBPP III the Euro System purchased covered bonds from October 2014 to December 2018 in the size of 262 billion euros. These measures were reintroduced in November 2019 until June 2022 to mitigate the economic consequences of Covid-19 (Dwyer et al 2023) amounting to 302 billion euros.

The asset purchase program (APP), known as quantitative easing, was announced in September 2014. Quantitative easing aims to lower long-term interest rates by large-scale purchases of securities.⁸ The increased money supply is intended to support growth, combat deflationary pressures, and enhance overall financial stability. The APP consists of the CBPP III, the asset-backed securities purchase program (ABSPP), the public sector purchase program (PSPP) and the corporate sector purchase program (CSPP). Under the ABSPP, the ECB bought asset-backed securities, including loans to households and businesses. In November 2014, the ECB started to purchase asset-backed securities under

⁸Quantitative easing mainly works through the portfolio rebalancing channel and signalling channel of monetary policy (Dell’Ariccia et al. 2018).

the ABSPP until December 2018, and restarted net-purchases from November 2019 until June 2022. Under the PSPP, the ECB bought public sector securities such as nominal and inflation-linked government bonds. The first purchases under the PSPP started in March 2015 until December 2018. Between January 2019 and October 2019, the ECB only reinvested the principal payments⁹ from maturing securities before restarting net purchases between November 2019 and June 2022. The CSPP¹⁰ was introduced to purchase corporate bonds issued by non-financial institutions. The purchases started in June 2016 and ended in December 2018 to be restarted between November 2019 and June 2022. Since 2016, the asset purchases under the APP have increased from 1,445 billion euros by 240% to 4,921 billion euros of which 21% were allocated to Germany (Figure 6).

Figure 6
ECB's Securities Held for Monetary Policy Purposes



Source: ECB.

The ECB's negative interest rate policy is the third unconventional monetary policy measure. The idea of negative interest rates on excess reserves is to incentivize commercial banks to increase lending and purchase financial assets (Dell'Ariccia et al. 2018).¹¹ In June 2014, the ECB lowered the deposit facility to -10 basis points. The deposit facility remained negative (-50 basis points) until June 2022 (Figure 7). The large-scale

⁹Such is the case for the ABSPP and CSPP.

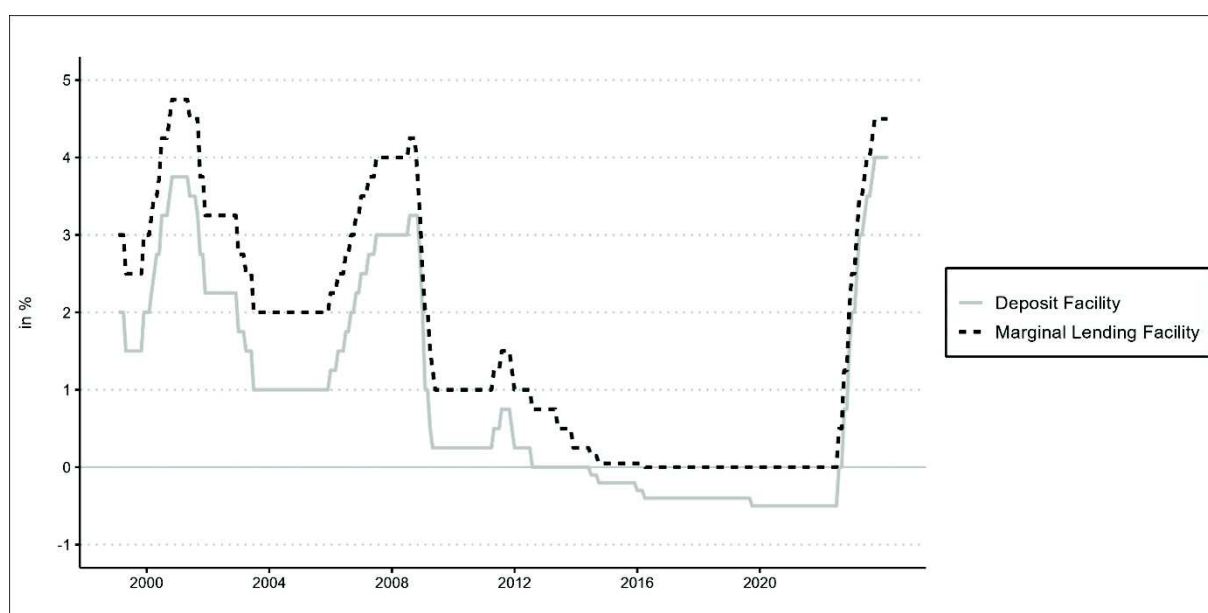
¹⁰According to the ECB, the objective of the CSPP is to enhance the impact of the Euro system's asset purchases on the financing conditions of the real economy. There are concerns that the CSPP over-proportionally benefits large enterprises in contrast to SMEs (Betz and de Santis 2021).

¹¹When central banks charge for holding excess reserves, it becomes costly for financial institutions to do so. Thus, banks are motivated to either lend out these reserves or to purchase financial assets instead.

asset purchases of the ECB increased the excess reserves of commercial banks instead of reducing them.¹²

In order to reinforce the effect of unconventional liquidity provision, the ECB used forward guidance as an additional monetary policy tool to inform market participants about the future trajectory of monetary policy, for instance by announcing that interest rates will remain low for a specific time or that a certain amount of assets will be purchased (Dell’Ariccia et al. 2018).

Figure 7
ECB Interest Rates



Source: ECB.

To capture the multidimensional nature of the ECB’s unconventional monetary policy, we use the monetary policy shock series by Altavilla et al (2019) and follow the approach by Baumgärtner and Klose (2021) to decompose the monetary policy shocks into a conventional and an unconventional component. The unconventional shock in turn comprises of three dimensions: a timing, a forward guidance, and a QE part.

Following Baumgärtner and Klose (2021), we use the high-frequency dataset by Altavilla et al. (2019). This dataset is used to extract monetary policy shocks from changes in returns of various financial instruments around ECB press releases and ECB press

¹²In the wake of rising interest rates, the excess reserves have become the object of controversy (De Grauwe and Ji 2023a, De Grauwe and Ji 2023b, Sonnenberg 2023, Schnabl and Sepp 2023).

conferences. These changes are assumed to be driven by information from these events exclusively. Baumgärtner and Klose (2021) use principal components to identify and isolate latent factors in the high-frequency dataset by Altavilla et al. (2019), similar to Brand et al. (2010) and Swanson (2017). The factor model employed is of the form:

$$X^\omega = F^\omega \Lambda^\omega + \epsilon^\omega \quad (1)$$

Where X^ω is the change in the financial market variable, F^ω is a (N*T) matrix of latent factors, Λ^ω denominates factor loadings and ϵ^ω represents idiosyncratic variation. The superscript ω denominates the press release window and press conference window, respectively.

Using the rank test of Cragg and Donald (1997), we find a total of four factors: one during the press release window, which represents a conventional monetary shock (because it loads heavily on the 1-month overnight index swap (OIS) rate), and three during the press conference window, which represent unconventional monetary policy shocks. The second factor loads onto all the other OIS rates with a maturity under 1-year in the press conference window, which is why it is interpreted as short-term forward guidance factor, named “timing”. The third factor heavily loads on OIS-rates of a 2–5-year maturity, which corresponds to medium term path of interest rates, which is called “forward guidance”. The fourth factor, called “QE”, loads on OIS rates with a 10-year maturity, which corresponds to the QE-mechanism via purchases of long-term securities by the ECB.

3.3 *Resilience*

Robustness is a key aspect of resilience. It refers to the ability of a system to absorb shocks and recover quickly (Holling 1973, Holling 1996, Aligica and Tarko 2014, Salter and Tarko 2019). An appropriate measure of resilience should therefore reflect a system’s ability to tame or even prevent disruptive events (Rose and Liao 2005, Erol et al. 2010).

In the banking context, an appropriate measure to capture the robustness of the banking system is an adapted version of Altman’s z-score (Altman 1968). In its adapted

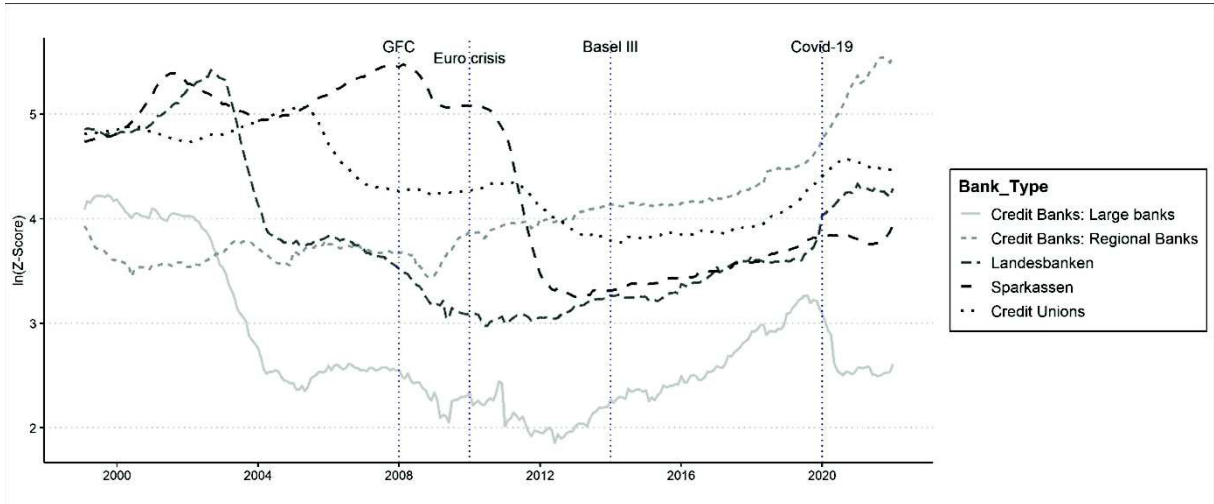
version, it measures the number of standard deviations the return realization of a bank can fall before its equity is depleted (Cihak and Hesse 2010). Therefore, the z-score captures how much a bank can endure before breaking down.

Unlike previous research (Beck et al. 2013, Fiordelisi and Mare 2014, Avalos and Mamatzakis 2023), we calculate an aggregated z-score for each bank type instead of each individual bank. Therefore, our z-score is suitable to assess the stability and resilience of different bank types and the whole banking system. It is given by:

$$z_{i,t} = \frac{roa_{i,t} + er_{i,t}}{\sigma(roa_i)} \quad (2)$$

where $z_{i,t}$ is the z-score of bank type i at time t , $roa_{i,t}$ is the return on assets of bank type i at time t , $er_{i,t}$ is the equity ratio of bank type i at time t , and $\sigma(roa_i)$ is the standard deviation of the return on assets calculated for each bank type over a 10-year rolling window looking back in time.¹³

Figure 8
Bank Type Resilience



Source: Deutsche Bundesbank, own calculations.

Our sample uses semi-aggregated data on the main bank types in Germany. This implies that our sample indirectly includes all banks (of which the majority are not listed) in the German banking sector instead of only using micro data on listed banks

¹³At a monthly frequency, the z-score exhibits considerable fluctuation. To facilitate less noisy estimates, we smoothen the series by taking the 10-year rolling window looking back in time.

(Koutsomanoli-Filippaki and Mamatzakis 2009, Anginer et al. 2014).

Figure 8 shows the monthly bank type z-score for the five main bank types in Germany since 1999. We can see that over the whole period, all bank types exhibit a considerable volatility with periods of downward and upward trending trajectories. Regional Banks are the only bank type that have experienced a continuous rise in resilience. The z-score of Large Banks has decreased significantly until 2012 and only started to increase slowly since then. For Landesbanken there also has been a significant decrease in the z-score, but an uprising trajectory since 2012. The z-score of Sparkassen was on a rising trend until they took a double hit of the Great Financial Crisis and the Euro Crisis, which resulted in sharp decline in their resilience. Since then, Sparkassen have been on a rising trajectory. Between 2005 and the introduction of Basel III, Credit Unions' resilience was on a steady decline. Since then, their z-scores have increased. There are many ways in which monetary policy could affect bank resilience. It is unclear what the net effect is. The following empirical exercise aims to identify some evidence.

4 Empirical Model

We use local projections (Jordá 2005) to estimate the effect of (un)conventional monetary policy on bank resilience on the semi-aggregated level. We estimate the heterogeneous impact on the five major bank types in Germany: Credit Unions, Sparkassen, Landesbanken, Regional Banks and Large Banks.

In the first step, we employ Krippner's (2020) short-term shadow rate to gauge the cumulated impact of both conventional and unconventional monetary policies on bank type resilience. Shadow rates are a summary measure for the monetary policy stance that is unrestricted by the zero lower bound of market or policy interest rates. It translates unconventional monetary policy measures into hypothetical short term interest rate cuts.¹⁴

¹⁴In the absence of unconventional monetary policy measures, the shadow rate coincides with the actual short-term rate. It is permitted to take on lower and even negative values to capture unconventional expansionary monetary policy. It can fall far below the zero lower bound. For the eurozone, the Krippner (2020) short-term shadow rate is calibrated using yield curve data. The decreasing effect of unconventional policies on the long end of the yield curve is translated into a corresponding hypothetical

In the second step, we compare the results of short-term shadow rates as a summary measure of conventional and unconventional monetary policy with those of using exogenous shocks. We start with the total monetary policy shock, capturing both conventional and unconventional shocks.

In the third step, we decompose the shock variable isolating the impact of conventional and unconventional monetary policy shocks on bank type resilience. We start by assessing the separate effects of conventional shocks and unconventional shocks before zooming in on the three dimensions of unconventional monetary policy shocks: short-term interest path expectations, forward guidance, and QE.

4.1 *Local Projections*

We use a vector-autoregression (VAR) of the type:

$$y_t = c + B_1 * y_{t-1} + B_2 * y_{t-2} + \dots + B_\rho * y_{t-\rho} + e_t \quad (3)$$

with vector y_t of length k , $E(e_t) = 0$, $E(e_t' e_t) = \Omega$, and $E(e_t' e_{t-k}) = 0$. This approach has become the workhorse tool to empirically examine macroeconomic dynamics. Impulse response functions (IRFs) are the comparison of two conditional means of the future state of the system, i.e. to investigate the propagation of policy interventions over time. Using VARs to calculate impulse responses requires the complete structural specification of equation (3). This burden is overcome with local projections, which allow the direct estimation of impulse responses, without referring to the remaining elements of (3).

For exposition, consider a simplified shortened version of a VAR-System with only one lag and no constant:

$$y_t = A y_{t-1} + e_t \quad (4)$$

with $e_t \sim D(0, \Omega)$, and let's label element j in vector y_t as y_t^j . After a shock (intervention) δ_i in element i , the response (R_{ij}) of element j will be:

decrease on the short end.

$$R_{ij} = E[y_{t+h}^j | e_t = \delta_i, y_{t-1}] - E[y_{t+h}^j | e_t = 0, y_{t-1}] = A_{[j]}^h \delta_i \quad (5)$$

Where $A_{[j]}$ denotes the $j - th$ row of A and h to the $h - th$ power. Because the errors in e_t are uncorrelated, δ_i can be seen as their linear combination that uncovers the structural shock of variable i .

As long as the data approximately follow (4), the only requirement to estimate (5) is a consistent estimate of matrix A . Local Projections achieve this by recursive substitution: $y_{t+h} = A^{h+1}y_{t-1} + A^h e_t + \dots + A^0 e_{t_h}$ and $A_0 = I$. Focusing again on element j in vector y_t :

$$y_{t+h}^j = c_h^j + \beta_{h+1}^j y_{t-1} + B_h e_t + \dots + B_0 e_{t+h} \quad (6)$$

and thus (5) becomes $R_{ij} = E[y_{t+h}^j | e_t = \delta_i, y_{t-1}] - E[y_{t+h}^j | e_t = 0, y_{t-1}] = \beta_h^j \delta_i$.

The critical advantage of local projections is that they can be estimated equation-by-equation, which allows for more flexibility and more robustness to misspecification, since each element in y_t can be modeled separately. Moreover, it unburdens from making strong structural assumptions about the underlying system, such as those imposed by the variable order in a VAR-system that calculates impulse responses using a Cholesky decomposition, for instance. Lastly, the local projection method acknowledges that projections may be local to the projection horizon.

In the following section, we discuss the impact of our monetary policy measures onto the resilience indicators of various bank types: Credit Unions, Sparkassen, Landesbanken, Regional Banks, and Large Banks. In the regressions, we control for the annualized growth rate of industrial production, the consumer price index, the German stock market index (DAX), and the yield on 10-year German government bonds.¹⁵

The equation in the VAR-system is thus:

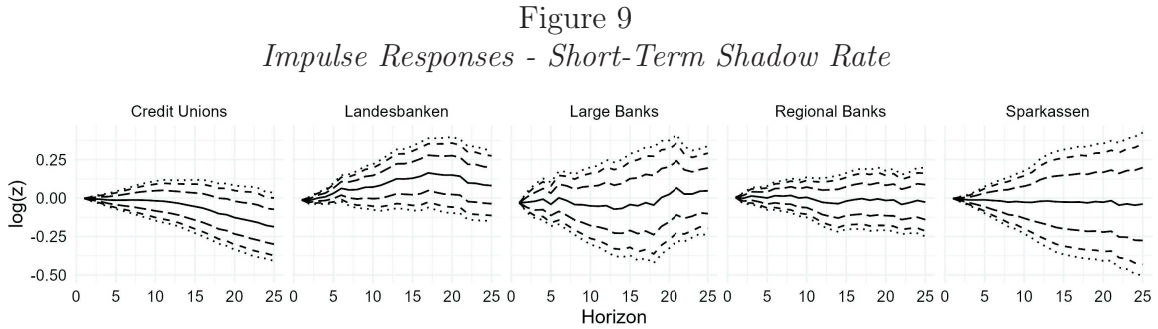
¹⁵We include the industrial production as a proxy of monthly GDP and the consumer price index to control for the macroeconomic environment in Germany. The German stock market index controls for economic expectations. The yield of 10-year German government bonds is included to control for the liquidity and funding conditions in German financial markets.

$$\log(z_t) = c + \sum_{\rho} \gamma_{t-\rho} * \log(z_{t-\rho}) + \sum_{\rho} \Theta_{t-\rho} * i_{t-\rho} + \beta'_{t-p} \left(\frac{x_t}{x_{t-12}} - 1 \right) + e_t \quad (7)$$

where z_t is the z-score, i contains the monetary policy shock variable, ρ is the lag order (here $\rho = 12$), and X contains the covariates, and $E(e_t) = 0$, $E(e'_t e_t) = \Omega$, and $E(e'_t e_{t-k}) = 0$. To ensure stationarity, we transform the z-scores into natural logarithms, and use the annual growth rate of the covariates, whereas the 10-year bund yield remains in levels.

4.2 Results

Using Krippner's (2020) short-term shadow rate as monetary policy measure, we see distinct effects across the banking types in our sample (Figure 9). The IRFs shown in Figure 9-15 are from a 1 percentage point decrease in the monetary policy instrument over the period of 24 months.



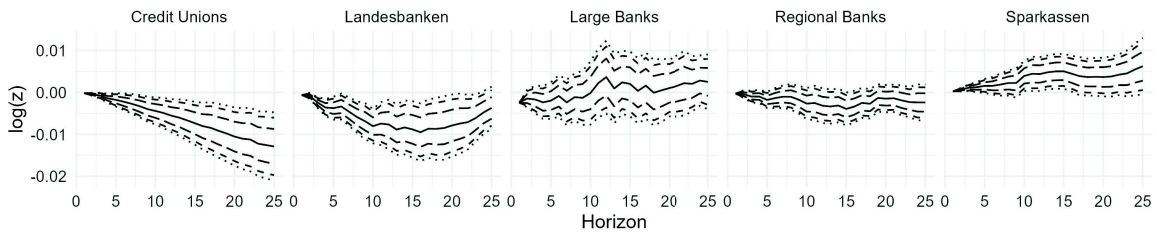
Source: Own calculations.

The impulse responses of the resilience indicator for Large Banks and Regional Banks exhibit similar patterns. After hovering just below the baseline after the initial decrease in the shadow rate, the z-score returns close to the baseline at the end of the response period. Large banks' resilience, on average, is 5% above baseline, and Regional Banks' resilience hovers around it. Sparkassen experience a slight, but continuous, decrease throughout the projection period, resulting in an average reduction of resilience of 5%. Credit Unions experience a steady decline in resilience during the response period. By the end of the projection horizon, the response function is about 30% below baseline. The resilience of Landesbanken experiences a hump-shaped response after an expansionary monetary

policy measure that leads to a decline of the shadow rate by 1 percentage point. It peaks at 15% above baseline 20 months into the projection horizon. The response then decreases by the end of the projection horizon. All results, except for Credit Unions, are associated with considerable variation around the mean response.

Using the total monetary policy shock, which also combines conventional and unconventional monetary policies, we see noticeable differences compared to the short-term shadow rate as shown in Figure 10.

Figure 10
Impulse Responses - Total Monetary Policy Shock



Source: Own calculations.

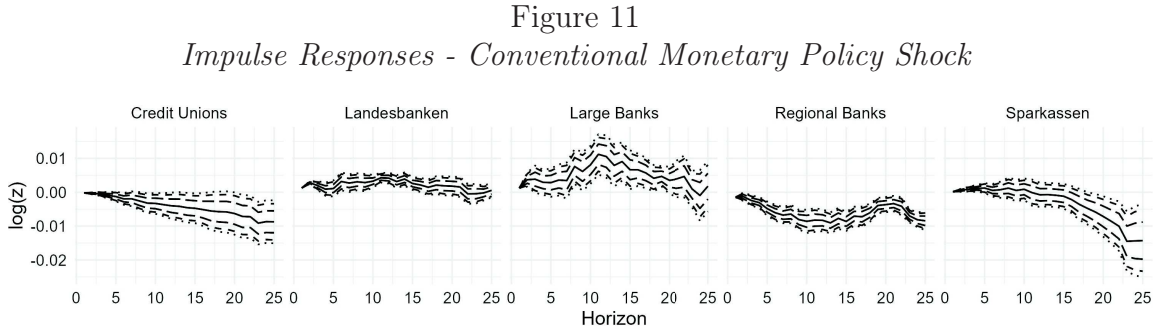
First, the magnitude of responses decreases by a factor of about 10 for all bank types. Second, Sparkassen now react strongly and positively to an expansionary monetary policy shock leading to an increase in resilience by 0.5% on average. Third, the response of Landesbanken is inverted to the previous results showing a temporary decrease in resilience, but a return towards the baseline at the end of the projection period. On average, the resilience of Landesbanken decreases by 0.5%.

However, the trajectory of the impulse responses of Large Banks, Regional Banks and Credit Unions are comparable to the results using the short-term shadow rate. In response to an expansionary monetary policy, Large Banks' and Regional Banks' resilience fluctuates around zero, with a slightly positive average response of 0.5% for the former and a slightly negative average response of 0.25% for the latter. Over the entire projection horizon, Credit Unions' resilience shows a steady decline with an average response of -1%.

The differences in the results using Krippner's (2020) short-term shadow rate and the total monetary policy shock as a monetary policy instrument might be indicative of the endogeneity issue arising in the context of monetary policy applications. Using the short-term shadow rate leads to larger coefficients for Large Banks, Regional Banks and

Credit Unions, and potentially biased results for Sparkassen and Landesbanken.

Compared to the total monetary policy shock, the impulse responses of our resilience indicator to a conventional monetary policy shock (Figure 11) are characterized by much tighter confidence bands across all bank types, and by an inverted response for Sparkassen and Landesbanken.

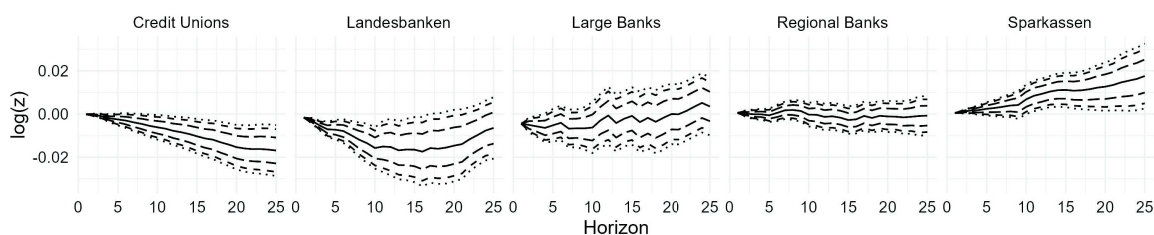


As before, Large Banks and Regional Banks show hovering responses around the baseline throughout the projection period. Large Banks' resilience remains above baseline for the first 20 months, then shortly falls below zero, before returning slightly above baseline towards the end of the projection horizon. Regional Banks' response fluctuates within a tighter band around the baseline. Interestingly, Sparkassen now experience a steady and significant decrease in resilience throughout the projection period. In response to conventional monetary easing, the resilience of Sparkassen declines by 1% on average over 2 years. Credit Unions also experience a steady and significant decrease in resilience of the same magnitude as Sparkassen. As compared to the total monetary policy shock, Landesbanken show an inverted and jittery response, with an initially significant increase in resilience.

Isolating conventional and unconventional monetary shocks from the combined monetary policy shock, it becomes visible that the response in bank type resilience to total monetary policy shocks is outweighed by the response to unconventional monetary policy shocks (Figure 12).

Large Bank's resilience decreases initially but increases steadily over the projection period until the response is on average 0.5% over the baseline. An inverted pattern holds for Regional Banks. After a slightly positive response early on, the average response

Figure 12
Impulse Responses - Unconventional Monetary Policy Shock

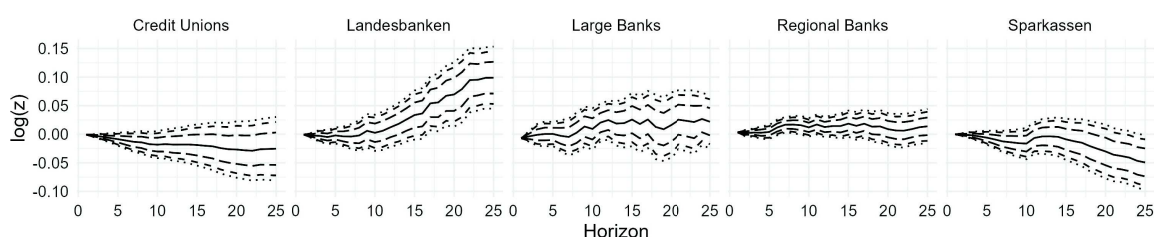


Source: Own calculations.

decreases below baseline just to return close to baseline levels at the end of the projection period. Sparkassen experience a steady increase in resilience following an expansionary unconventional shock to monetary policy. Their resilience increases by 1.5% on average. The opposite is true for Credit Unions. Their resilience decreases steadily over the whole projection horizon. Again, Landesbanken exhibit a hump-shaped response, with the minimum being reached about halfway through the projection period and approaching baseline resilience levels from below afterwards.

Next, we turn to the three dimensions of unconventional monetary policy: timing, forward guidance, and QE. A response to the “timing”-factor isolates the effect of shocks to short-term interest path expectations from monetary policy decisions. Using expansionary shocks to short term interest rate expectations as policy variable, we see clear differences in the responses of resilience indicators across bank types (Figure 13).

Figure 13
Impulse Responses - Timing Shock



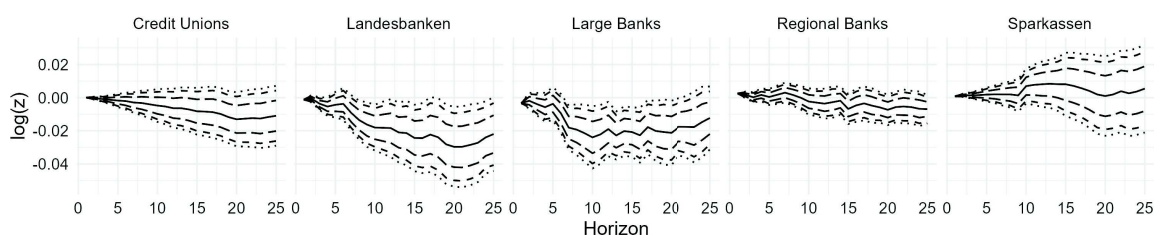
Source: Own calculations.

Large Banks and Regional Banks respond in unison: Their resilience increases first gradually, then sharply, ending on average above baseline, but with considerable uncertainty throughout the projection period. On average, a negative one-percentage point shock to the short-term interest rate results in a 2.5% increase in Large Banks’ resilience

and in a 1.25% increase for Regional Banks' resilience. The responses of Sparkassen and Credit Unions to shocks of short-term interest paths are negative. Their resilience steadily declines over the projection period, resulting in a decrease in resilience of 5% on average for Sparkassen and 3% for Credit Unions. Contrary to prior results, the response of Landesbanken is not hump-shaped. A shock to short-term interest rate expectations leads to a steady increase in resilience that reaches 10% by the end of the projection horizon.

Forward guidance shocks isolate the unconventional monetary policy effect of shocks to medium-term interest rate path expectations (between 2-5-years maturity). We see yet again a different response across the bank types (14).

Figure 14
Impulse Responses – Forward Guidance Shock



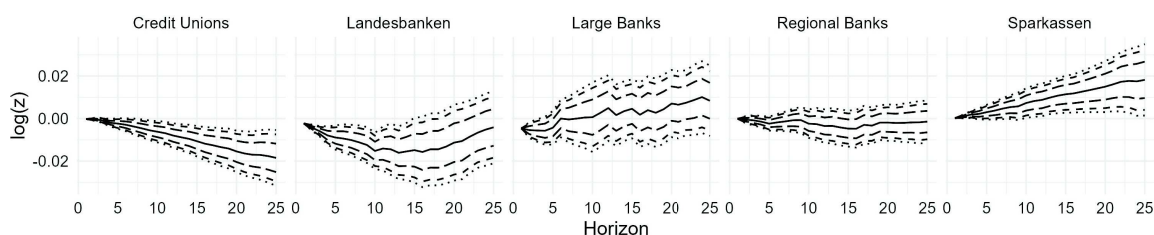
Source: Own calculations.

Large Banks and Regional Banks exhibit long-run declines. Large Banks' resilience reaches a minimum of a 2% decrease 5 periods after the initial shock, before slightly increasing towards the end of the projection period. Regional Banks' decline in resilience is steadier and sets in after an initial small and insignificant increase. The increase in resilience for Sparkassen is small at first, before increasing and falling suddenly, but tempering out around 1% above baseline on average. The response of Credit Unions and Landesbanken is that of a steady decrease, flattening out towards the end of the projection horizon. For Credit Unions resilience decreases on average by 1% and for Landesbanken it decreases on average by 2% after a forward guidance shock.

Lastly, we estimate the effect of a QE shock (a 10-year maturity) on the resilience of different bank types (14).

Large banks experience an initial decrease in resilience but return to and exceed the baseline by 0.5% on average at the end of the period. Regional Banks' resilience levels,

Figure 15
Impulse Responses – Quantitative Easing Shock



Source: Own calculations.

on the other hand, decrease initially and remain below baseline at -0.25% on average. Sparkassen and Credit Unions react in opposite ways to QE shocks. The resilience of Sparkassen steadily and significantly increases throughout the projection period yielding an average 2% increase in resilience relative to baseline. For Credit Unions, the exact opposite is true. In response to a QE shock, their resilience decreases steadily over the projection horizon showing a 2% long-run decrease in resilience on average. Landesbanken again experience a hump-shaped reduction in resilience. An initial significant decrease turns around after 10-15 months, approaching, but not reaching, baseline resilience levels on average.

Table 1 summarizes the short-term (first arrow) and long-term (second arrow) effects of monetary policy shocks on bank type resilience in Germany.

Table 1
Summary of Qualitative Results

Bank Type/ Instrument	Large Banks	Regional Banks	Sparkassen	Credit Unions	Landesbanken
Shadow Rate	↓↑	↑↓	↓↓	↓↓	↓↑
Total Monetary Policy	↓↑	↓↓	↑↑	↓↓	↓↓
Conventional Monetary Policy	↑↓	↓↓	↓↓	↓↓	↑↓
Unconventional Monetary Policy	↓↑	↑↓	↑↑	↓↓	↓↓
Timing	↓↑	↑↑	↓↓	↓↓	↑↑
Forward Guidance	↓↓	↓↓	↑↑	↓↓	↓↓
Quantitative Easing	↓↑	↓↓	↑↑	↓↓	↓↓

Source: Authors' presentation.

First, we note that the results for the short-term shadow rate potentially suffer from endogeneity problems, since the policy instrument incorporates market information of expected changes to the interest rate. In other words, it does not isolate a “surprise” or “shock” element. Both the quantitative and qualitative results for the total monetary policy shock are somewhat different. With separation of conventional and unconventional shocks we can see that the results for the overall shocks seem to be driven primarily by its unconventional parts.

Within the German banking system, Large Banks are not only the largest, but also the most diversified banks with the most international financial linkages. We note that in the short-run, Large Banks’ resilience goes down in response to any of the expansionary monetary policy shocks. The only exception are conventional interest rate cuts. In the long-term, however, the initially negative effect turns around. There is a positive long-run effect for most shock types. The two exceptions are the conventional and forward guidance shocks.

Regional banks’ resilience mostly suffers from expansionary monetary policy. This might be because their investment opportunities are locally restricted even though their asset base can, but need not, be diversified. Some expansionary measures (short-term shadow rate, unconventional monetary policy shocks, and timing shocks) tend to increase resilience in the short run.

Except for timing shocks, unconventional monetary policy tends to increase the resilience of Sparkassen in both the short and the long run. Conventional monetary expansion, however, reduces the resilience of Sparkassen as they are affected from reduced margins. The negative short-term and long-term effect of shocks to the timing-factor of unconventional monetary policy may be explained by the exposure to assets paying variable rates and thus reducing net income.

The effects of monetary easing on the resilience of Landesbanken appear to be inverted to those of Sparkassen. Since Landesbanken are the institutional backbone of Sparkassen, one could interpret this pattern as risk-shifting between these two bank types.

For Credit Unions, any expansionary monetary policy measure reduces resilience.

This is because lower interest rates lower the margins earned on credit products these institutions are specialized in, which in turn lowers their return on assets and thus their z-score. In contrast to Sparkassen, unconventional monetary easing is ineffective in raising Credit Unions' resilience. We suppose that this is because Credit Unions do strictly stick to their statutory objective of promoting the business of their members.

5 Conclusion

Germany is the largest economy in the eurozone. The resilience of its banking system is of great importance not only to the German economy but to the common European market. Our results suggest that the ECB's monetary policies have not been conducive to stabilizing the German banking system and enhancing its resilience overall. Conventional interest rate cuts have beneficial short-term effects on the resilience of Large Banks and Landesbanken but weaken the resilience of all bank types in the long run. Unconventional monetary easing had very heterogeneous effects across the main bank types in Germany. Shocks to short-term interest rate expectations and QE negatively impact Large Banks in the short run but help them to increase their resilience in the longer run. Forward guidance negatively impacts Large Banks' resilience in the short and long run. Regional Banks and Landesbanken respond positively to timing shocks but take a hit from forward guidance and QE. The response functions of Sparkassen are inverted. Negative shocks to short-term interest rate expectations diminish, but forward guidance and QE increase their resilience. In terms of resilience, Credit Unions always respond negatively to monetary easing.

We suppose that banks which are more prone to adverse incentives introduced through the risk-taking channel of monetary policy, i.e. Large Banks and Sparkassen, can increase their resilience through large-scale asset purchases as risks are taken off their balance sheets. Banks that maintain their traditional business objectives, i.e. Credit Unions and Regional Banks, which support the business of their members or constituent corporation, tend to be negatively impacted by QE.

The presented results suggest that the low-interest-rate environment coupled with unconventional monetary policies have not generally alleviated financial risk in the German banking system. Loose monetary policy is overall associated with less resilience. Policy makers should reconsider ways of returning to a tighter monetary policy stance, in so far as the resilience of the banking system is an important policy objective.

Bibliography

- Abadi, J., Brunnermeier, M. and Koby, Y. (2023): The Reversal Interest Rate. *American Economic Review*, 113(8), 2084-2120.
- Adrian, T., Boyarchenko, N. and Giannone, D. (2019): Vulnerable Growth. *American Economic Review*, 109(4), 1263–89.
- Aligica, P. D. and Tarko, V. (2014): Institutional Resilience and Economic Systems: Lessons from Elinor Ostrom’s Work. *Comparative Economic Studies*, 56(1), 52–76.
- Altavilla, C., Brugnolini, L., Gürkaynak, R. S., Motto, R. and Ragusa, G. (2019): Measuring Euro Area Monetary Policy. *Journal of Monetary Economics*, 108, 162-179.
- Altman, E. I. (1968): Financial Ratios, Discriminant Analysis and the Prediction of Corporate Bankruptcy. *Journal of Finance*, 23(4), 189-209.
- Altunbas, Y., Gambacorta, L. and Marques-Ibanez, M. (2014): Does Monetary Policy Affect Bank Risk?. *International Journal of Central Banking*, 10(1), 95-136.
- Anginer, D., Demirguc-Kunt, A. and Zhu, M. (2014): How Does Competition Affect Bank Systemic Risk?. *Journal of Financial Intermediation*, 23(1), 1-26.
- Ashcraft, A. B. and Campello, M. (2007): Firm Balance Sheets and Monetary Policy Transmission. *Journal of Monetary Economics*, 54(6), 1515-1528.
- Avalos, F. and Mamatzakis, E. (2023): Is Bank Resilience Affected by Unconventional Monetary Policy in the Euro Area?. *Journal of International Money and Finance*, 130, 1-31.
- Baas, T. and Schrooten, M. (2006): Relationship Banking and SMEs: A Theoretical Analysis. *Small Business Economics*, 27, 127-137.

- Baumgärtner, M. and Klose, J. (2021): Why Central Banks Announcing Liquidity Injections is More Effective than Forward Guidance. *International Finance*, 24(2), 236-256.
- Valencia, F., Mancini-Griffoli, T., Bayoumi, T., Dell' Ariccia, G. and Habermeier, K. (2014): Monetary Policy in the New Normal. IMF Staff Discussion Notes 2014/003.
- Bech, M. L., Gambacorta, L. and Kharroubi, E. (2014): Monetary Policy in a Downturn: Are Financial Crises Special?. *International Finance*, 17(1), 99-119.
- Beck, T., De Jonghe, O. and Schepens, G. (2013): Bank Competition and Stability: Cross-Country Heterogeneity. *Journal of Financial Intermediation*, 22, 218–244.
- Bernanke, B. S. and Gertler, M. (1995): Inside the Black Box: The Credit Channel of Monetary Policy Transmission. *Journal of Economic Perspectives*, 9 (4), 27-48.
- Bernanke, B. S. (2011): Implementing a Macroprudential Approach to Supervision and Regulation. Speech at the 47th Annual Conference on Bank Structure and Competition. Retrieved 09.02.2024 from <https://www.federalreserve.gov/newsevents/speech/bernanke20110505a.htm>
- Berger, A. N. and Udell, G. F. (2006): A More Conceptual Framework for SME Finance. *Journal of Banking and Finance*, 30(11), 2945-2966.
- Betz, F., and De Santis, R. A. (2022): ECB Corporate QE and the Loan Supply to Bank-Dependent Firms. *International Journal of Central Banking, International Journal of Central Banking*, 18(2), 107-148.
- Borio, C. (2014): The Financial Cycle and Macroeconomics: What Have We Learnt?. *Journal of Banking and Finance*, 45, 182-198.
- Borio, C. and Disyatat, P. (2010): Unconventional Monetary Policies: An Appraisal. *Manchester School*, 78(1), 53-89.
- Borio, C. and Zhu, H. (2012): Capital Regulation, Risk-Taking and Monetary Policy: A Missing Link in the Transmission Mechanism?. *Journal of Financial Stability*, 8(4), 236-251.
- Bouis, R., Rawdanowicz, L., Renne, J-P., Watanabe, S. and Christensen, A. K. (2013): The Effectiveness of Monetary Policy Since the Onset of the Financial Crisis. OECD Economics Department Working Papers, No. 1081, OECD Publishing. Retrieved

- 09.02.2023 from <http://dx.doi.org/10.1787/5k41zq9brrbr-en>.
- Brand, C., Bielecki, M. and Penalver, A. (2018): The Natural Rate of Interest: Estimates, Drivers, and Challenges to Monetary Policy. ECB Occasional Paper 217.
- Buch, C. M., Bussiere, M., Goldberg, L. and Hills, R. (2019): The International Transmission of Monetary Policy. *Journal of International Money and Finance*, 91, 29-48.
- Bruno, V. and Shin, H. S. (2015): Capital Flows and the Risk-Taking Channel of Monetary Policy. *Journal of Monetary Economics*, 71, 119-132.
- Bundesbank (2021): Deleveraging-Potenzial im Deutschen Bankensystem und die Auswirkung auf die Finanzstabilität. Bundesbank Technical Paper 12/2021.
- Canales, R. and Ramana, N. (2012): A Darker Side to Decentralized Banks: Market Power and Credit Rationing in SME Lending. *Journal of Financial Economics*, 105(2), 353-366.
- Carlson, J. and Doyle, J. (1999): Highly Optimized Tolerance: A Mechanism for Power Laws in Designed Systems. *Physical Review E*, 60(2), 1412-1427.
- Carlson, J. M. and Doyle, J. (2000): Highly Optimized Tolerance: Robustness and Design in Complex Systems. *Physical Review Letters*, 84(11), 2529-2532.
- Carlson, J. and Doyle, J. (2002): Complexity and Robustness. *PNAS*, 99(1), 2538-2545.
- Carpenter, S., Demiralp, S. and Eisenschmidt, J. (2014): The Effectiveness of Non-Standard Monetary Policy in Addressing Liquidity Risk During the Financial Crisis: The Experiences of the Federal Reserve and the European Central Bank. *Journal of Economic Dynamics and Control*, 43, 107-129.
- Caruana, J. (2012): Why Central Bank Balance Sheets Matter. Bank for International Settlements Papers 66b. Retrieved 09.02.2024 from <https://www.bis.org/publ/bppdf/bispap66b.pdf>.
- Ciccarelli, M., Maddaloni, A. and Peydró, J. L. (2013): Heterogeneous Transmission Mechanism: Monetary Policy and Financial Fragility in the Eurozone. *Economic Policy*, 28(75), 459-512.
- Ciccarelli, M., Maddaloni, A. and Peydró, J. L. (2015): Trusting the Bankers: A New Look at the Credit Channel of Monetary Policy. *Review of Economic Dynamics*, 18(4),

- 979-1002.
- Cihak, M. and Hesse, H. (2010): Islamic Banks and Financial Stability: An Empirical Analysis. *Journal of Financial Services Research*, 38, 95-113.
- Coleman, S. (2006): Capital Structure in Small Manufacturing Firms: Evidence from the Data. *Journal of Entrepreneurial Finance*, 11(3), 105-122.
- Corsetti, G., Pesenti, P. and Roubini, N. (1999): Paper Tigers?: A Model of the Asian Crisis. *European Economic Review*, 43(7), 1211-1236.
- Cragg, J. G. and Donald, S. G. (1997): Inferring the Rank of a Matrix. *Journal of Econometrics*, 76(1-2), 223-250.
- Darracq-Paries, M. and De Santis, R. (2015): A Non-Standard Monetary Policy Shock: The ECB's 3-Year LTROs and the Shift in Credit Supply. *Journal of International Money and Finance*, 54(c), 1-34.
- De Guindos, L. (2023a): A Resilient Banking Sector for the Euro Area. Remarks by Luis de Guindos, Vice-President of the ECB, at the 18th Edition of the Banking Sector Industry Meeting Banking: Navigating the Wave of Inflation, Madrid, 17 May.
- De Guindos, L. (2023b): Bank Need to Maintain Capital Buffers to Preserve Resilience. The ECB Blog. Retrieved 21.10.2023 from <https://www.ecb.europa.eu/press/blog/date/2023/html/ecb.blog2308025c22c72b25.en.html>.
- Dell'Ariccia, G., Laeven, L. and Suarez, G. (2017): Bank Leverage and the Risk-Taking Channel of Monetary Policy: Evidence from the United States. *Journal of Finance*, 72, 613 – 654.
- De Santis, R. A., Surico, P., Devereux, M. B. and Giannone, D. (2013): Bank Lending and Monetary Transmission in the Euro Area. *Economic Policy*, 28(75), 423–457.
- Driffill, J. (2016): Unconventional Monetary Policy in the Euro Zone. *Open Economies Review*, 27(2), 387-404.
- Dwyer, G. P., Gilevska, B., Nieto, M. J. and Samartín, M. (2023): The Effects of the ECB's Unconventional Monetary Policies from 2011 to 2018 on Banking Assets. *Journal of International Financial Markets, Institutions and Money*, 87, 101800.

- ECB (2007): Progress Towards a Framework for Financial Stability Assessment, Speech by José-Manuel González-Páramo, Member of the Executive Board of the ECB, OECD World Forum on Statistics, Knowledge and Policy, Istanbul, 28 June.
- Erol, O., Henry, D., Sauser, B. and Mansouri, M. (2010): Perspectives on Measuring Enterprise Resilience. 2010 IEEE International Systems Conference, San Diego, CA, USA, 587-592.
- FED (2021): Financial Stability. Retrieved 21.10.2023 from <https://www.federalreserve.gov/financial-stability/what-is-financial-stability.htm>.
- Fiordelisi, F. and Mare, D. S. (2014): Competition and Financial Stability in European Cooperative Banks. *Journal of International Money and Finance*, 45, 1–16.
- Gadanecz, B. and Jayaram, K. (2008): Measures of Financial Stability - A Review. *Irving Fisher Committee Bulletin*, 31(1), 365-383.
- Gambacorta, L. and Marques-Ibanez, D. (2011): The Bank Lending Channel: Lessons from the Crisis. *Economic policy*, 26(66), 135-182.
- Gärtner, S. (2003): Sparkassen als Akteure einer integrierten Regionalentwicklung. *Graue Reihe des Instituts für Arbeit und Technik*, 5, 20.
- Goodhart, C. A. E. (1987): Why Do Banks Need a Central Bank? *Oxford Economic Papers*, 39(1), 75–89.
- De Grauwe, P and Ji, Y. (2023a): Monetary Policies with Fewer Subsidies for Banks: A Two-Tier System of Reserve Requirements, *VoxEU.org*, 13 Mar.
- De Grauwe, P. and Ji, Y. (2023b): "Monetary Policies Without Giveaways to Banks", *CEPR Discussion Paper 18103*.
- Grimm, M., Jorda, O., Schularick, M. and Taylor, A. M. (2023): Loose Monetary Policy and Financial Stability. *NBER Working Paper 30958*.
- Hasan, I., Jackowicz, K., Kowalewski, O. und Kozłowski, L. (2017): Do Local Banking Market Structures Matter for SME Financing and Performance? New Evidence from an Emerging Economy. *Journal of Banking and Finance*, 79, 142-158.
- Heider, F., Saidi, F. and Schepens, G. (2019): Life Below Zero: Bank Lending Under Negative Policy Rates. *Review of Financial Studies*, 32, 3728-3761.

- Holling, C. S. (1973): Resilience and Stability of Ecological Systems. *Annual Review of Ecology and Systematics*, 4, 1–23.
- Holling, C. S. (1996): Engineering Resilience Versus Ecological Resilience, *Engineering with Ecological Constraints*. Washington D.C.: National Academy Press; 31–44.
- Hoffmann, A. Schnabl, G. (2008): Monetary Policy, Vagabonding Liquidity and Bursting Bubbles in New and Emerging Markets – An Overinvestment View. *The World Economy*, 31(9), 1226-1252.
- IMF (2023): Defining Financial Stability. Retrieved 21.10.2023 from <https://www.elibrary.imf.org/downloadpdf/book/9781589064409/ch005.xml>.
- Ioannidou, V., Ongena, S. and Peydró, J. L. (2015): Monetary Policy, Risk-Taking, and Pricing: Evidence from a Quasi-Natural Experiment. *Review of Finance*, 19(1), 95-144.
- Israel, K.-F. (2017): In the long run we are all unemployed?. *The Quarterly Review of Economics and Finance*, 64(C), 67-81.
- Israel, K.-F. and Latsos, S. (2020): The Impact of (Un)Conventional Expansionary Monetary Policy on Income Inequality – Lessons from Japan. *Applied Economics*, 52(40), 4403-4420.
- Israel, K.-F., Sepp, T. F. and Sonnenberg, N. (2022): Japanese Monetary Policy and Household Saving. *Applied Economics*, 54(21), 2373-2389.
- Israel, K.-F., Sepp, T. F. and Sonnenberg, N. (2023): The Effects of Unconventional Monetary Policy on Stock Markets and Household Incomes in Japan. Working Paper of the Centre D’Economie de la Sorbonne.
- Insteffjord N. (2005): Risk and Hedging: Do Credit Derivatives Increase Bank Risk?. *Journal of Banking and Finance*, 29, 333-345.
- Jiménez, G., Ongena, S., Peydró, J. L. and Saurina, J. (2012): Credit Supply and Monetary Policy: Identifying the Bank Balance-Sheet Channel with Loan Applications. *American Economic Review*, 102(5), 2301-2326.
- Jordà, Ò. (2005): Estimation and Inference of Impulse Responses by Local Projections. *American Economic Review*, 95(1), 161-182.

- Kannan, P., Scott, A. and Terrones, M. E. (2014): From Recession to Recovery: How Soon and How Strong. In *Financial Crises, Consequences, and Policy Responses*, edited by S. Claessens, M. A., Kose, L. Laeven, and F. Valencia, Washington D.C.: IMF.
- Kashyap, A. K., and Stein, J. C. (2000): What Do a Million Observations on Banks Say About the Transmission of Monetary Policy?. *American Economic Review*, 90(3), 407-428.
- Koutsomanoli-Filippaki, A. and Mamatzakis, E. (2009): Performance and Merton-type Default Risk of Listed Banks in the EU: A Panel VAR Approach. *Journal of Banking and Finance*, 33(11), 2050-2061.
- Krippner, L. (2020): Documentation for Shadow Short Rate Estimates. Mimeo, ljkmf.com.
- Krugman, P. (1998): What Happened to Asia. In *Global Competition and Integration*, Boston, MA: Springer U.S.
- Lagarde, C. (2021): Learning from Lisbon: Recovery and Resilience in Europe. Speech by Christine Lagarde, President of the ECB, on the Occasion of the 175th anniversary of Banco de Portugal in Lisbon, Lisbon, 3 November.
- Lagarde, C. (2022): Finding Resilience in Times of Uncertainty. Speech by President Christine Lagarde at an Event Organised by the Central Bank of Cyprus, Nicosia, 30 March.
- Leigh, D. and Stehn, S. J. (2009): Fiscal and Monetary Policy During Downturns: Evidence from the G7. IMF Working Paper 09/50.
- Markmann, H. and Zietz, J. (2017): Determining the Effectiveness of the Eurosystem's Covered Bond Purchase Programs on Secondary Markets. *The Quarterly Review of Economics and Finance*, 66, 314-327.
- Marsch, K., Schmieder, C. and Forster, K. (2007): Banking Consolidation and Small Business Finance: Empirical Evidence for Germany. *Deutsche Bundesbank Discussion Paper Series*, 2.
- Mishkin, F. S. (2009): Is Monetary Policy Effective During Financial Crises?. *American Economic Review*, 99(2), 573-577.

- Mishkin, F. S. (2011): Monetary Policy Strategy: Lessons from the Crisis. NBER Working Papers 16755.
- Rajan, R. G. (2006): Has Finance Made the World Riskier?. *European Financial Management*, 12(4), 499-533.
- Rose, A. and Liao, S. (2005): Modeling Regional Economic Resilience to Disasters: A Computable General Equilibrium Analysis of Water Service Disruptions. *Journal of Regional Science*, 45, 75-112.
- Sahuc, J.-G. (2016): The ECB's Asset Purchase Programme: A Model-Based Evaluation. *Economics Letters*, 145(c), 136-140.
- Salter, A. W. and Tarko, V. (2019): Governing the Banking System: An Assessment of Resilience Based on Elinor Ostrom's Design Principles. *Journal of Institutional Economics* 15, 505–519.
- Sanchez, C. A., Rasmussen, M. and Röhn, O. (2015): Economic Resilience: What Role for Policies?. OECD Economics Department Working Papers 1251.
- Sepp, T. F., Israel, K.-F., Treitz, B. and Hartl, T. (2024): Monetary Policy and the Resilience of the German Banking System: From Bundesbank to ECB. Universität Leipzig, Wirtschaftswissenschaftliche Fakultät, Working Paper No. 180.
- Schnabel, I. (2023): Monetary and Financial Stability – Can They be Separated?. Speech by Isabel Schnabel, Member of the Executive Board of the ECB, at the Conference on Financial Stability and Monetary Policy in the Honour of Charles Goodhart, London, 19 May.
- Schnabl, G. (2019): Central Banking and Crisis Management from the Perspective of Austrian Business Cycle Theory. In *The Oxford Handbook of the Economics of Central Banking 2019*, edited by D. Mayes, P. Siklos, and J. E. Sturm, 551–84. Oxford: Oxford University Press.
- Schnabl, G. and Sepp, T. (2023): Inflation und Finanzmarktstabilität – Das Selbstgemachte Zinsdilemma der EZB. *Wirtschaftliche Freiheit*. Retrieved 09.02.2024 from <https://wirtschaftlichefreiheit.de/wordpress/?p=33230>.
- Sloty, C. F. (2009): Does Relationship Lending Promote Growth? Savings Banks and

- SME Financing. Goethe University Frankfurt, House of Finance.
- Sonnenberg, N. (2023): ECB Stepping on the Brake(s). ECON Committee, Monetary Dialogue Papers March 2023.
- Svensson, L. E. O. (2018): Monetary policy and macroprudential policy: Different and separate? *The Canadian Journal of Economics / Revue Canadienne d'Economie*, 51(3), 802–827.
- Swanson, E. T. (2021): Measuring the Effects of Federal Reserve Forward Guidance and Asset Purchases on Financial Markets. *Journal of Monetary Economics*, 118, 32-53.
- De la Torre, A., Pería, M. S. M., and Schmukler, S. L. (2010): Bank Involvement with SMEs: Beyond Relationship Lending. *Journal of Banking and Finance*, 34(9), 2280-2293.
- White, W. R. (2009): Should Monetary Policy ‘Lean or Clean’?. Federal Reserve Bank of Dallas, Globalization and Monetary Policy Institute Working Paper 34.

Universität Leipzig

Wirtschaftswissenschaftliche Fakultät

Nr. 1	Wolfgang Bernhardt	Stock Options wegen oder gegen Shareholder Value? Vergütungsmodelle für Vorstände und Führungskräfte 04/1998
Nr. 2	Thomas Lenk / Volkmar Teichmann	Bei der Reform der Finanzverfassung die neuen Bundesländer nicht vergessen! 10/1998
Nr. 3	Wolfgang Bernhardt	Gedanken über Führen – Dienen – Verantworten 11/1998
Nr. 4	Kristin Wellner	Möglichkeiten und Grenzen kooperativer Standortgestaltung zur Revitalisierung von Innenstädten 12/1998
Nr. 5	Gerhardt Wolff	Brauchen wir eine weitere Internationalisierung der Betriebswirtschaftslehre? 01/1999
Nr. 6	Thomas Lenk / Friedrich Schneider	Zurück zu mehr Föderalismus: Ein Vorschlag zur Neugestaltung des Finanzausgleichs in der Bundesrepublik Deutschland unter besonderer Berücksichtigung der neuen Bundesländer 12/1998
Nr. 7	Thomas Lenk	Kooperativer Föderalismus – Wettbewerbsorientierter Föderalismus 03/1999
Nr. 8	Thomas Lenk / Andreas Mathes	EU – Osterweiterung – Finanzierbar? 03/1999
Nr. 9	Thomas Lenk / Volkmar Teichmann	Die fiskalischen Wirkungen verschiedener Forderungen zur Neugestaltung des Länderfinanzausgleichs in der Bundesrepublik Deutschland: Eine empirische Analyse unter Einbeziehung der Normenkontrollanträge der Länder Baden-Württemberg, Bayern und Hessen sowie der Stellungnahmen verschiedener Bundesländer 09/1999
Nr. 10	Kai-Uwe Graw	Gedanken zur Entwicklung der Strukturen im Bereich der Wasserversorgung unter besonderer Berücksichtigung kleiner und mittlerer Unternehmen 10/1999
Nr. 11	Adolf Wagner	Materialien zur Konjunkturforschung 12/1999
Nr. 12	Anja Birke	Die Übertragung westdeutscher Institutionen auf die ostdeutsche Wirklichkeit – ein erfolg-versprechendes Zusammenspiel oder Aufdeckung systematischer Mängel? Ein empirischer Bericht für den kommunalen Finanzausgleich am Beispiel Sachsen 02/2000
Nr. 13	Rolf H. Hasse	Internationaler Kapitalverkehr in den letzten 40 Jahren – Wohlstandsmotor oder Krisenursache? 03/2000
Nr. 14	Wolfgang Bernhardt	Unternehmensführung (Corporate Governance) und Hauptversammlung 04/2000
Nr. 15	Adolf Wagner	Materialien zur Wachstumsforschung 03/2000
Nr. 16	Thomas Lenk / Anja Birke	Determinanten des kommunalen Gebührenaufkommens unter besonderer Berücksichtigung der neuen Bundesländer 04/2000
Nr. 17	Thomas Lenk	Finanzwirtschaftliche Auswirkungen des Bundesverfassungsgerichtsurteils zum Länderfinanzausgleich vom 11.11.1999 04/2000
Nr. 18	Dirk Bütel	Continuous linear utility for preferences on convex sets in normal real vector spaces 05/2000
Nr. 19	Stefan Dierkes / Stephanie Hanrath	Steuerung dezentraler Investitionsentscheidungen bei nutzungsabhängigem und nutzungsunabhängigem Verschleiß des Anlagenvermögens 06/2000
Nr. 20	Thomas Lenk / Andreas Mathes / Olaf Hirschfeld	Zur Trennung von Bundes- und Landeskompetenzen in der Finanzverfassung Deutschlands 07/2000
Nr. 21	Stefan Dierkes	Marktwerte, Kapitalkosten und Betafaktoren bei wertabhängiger Finanzierung 10/2000
Nr. 22	Thomas Lenk	Intergovernmental Fiscal Relationships in Germany: Requirement for New Regulations? 03/2001
Nr. 23	Wolfgang Bernhardt	Stock Options – Aktuelle Fragen Besteuerung, Bewertung, Offenlegung 03/2001
Nr. 24	Thomas Lenk	Die „kleine Reform“ des Länderfinanzausgleichs als Nukleus für die „große Finanzverfassungs-reform“? 10/2001

Nr. 25	Wolfgang Bernhardt	Biotechnologie im Spannungsfeld von Menschenwürde, Forschung, Markt und Moral Wirtschaftsethik zwischen Beredsamkeit und Schweigen 11/2001
Nr. 26	Thomas Lenk	Finanzwirtschaftliche Bedeutung der Neuregelung des bundestaatlichen Finanzausgleichs – Eine allokoative und distributive Wirkungsanalyse für das Jahr 2005 11/2001
Nr. 27	Sören Bär	Grundzüge eines Tourismusmarketing, untersucht für den Südraum Leipzig 05/2002
Nr. 28	Wolfgang Bernhardt	Der Deutsche Corporate Governance Kodex: Zuwahl (comply) oder Abwahl (explain)? 06/2002
Nr. 29	Adolf Wagner	Konjunkturtheorie, Globalisierung und Evolutionsökonomik 08/2002
Nr. 30	Adolf Wagner	Zur Profilbildung der Universitäten 08/2002
Nr. 31	Sabine Klinger / Jens Ulrich / Hans-Joachim Rudolph	Konjunktur als Determinante des Erdgasverbrauchs in der ostdeutschen Industrie? 10/2002
Nr. 32	Thomas Lenk / Anja Birke	The Measurement of Expenditure Needs in the Fiscal Equalization at the Local Level Empirical Evidence from German Municipalities 10/2002
Nr. 33	Wolfgang Bernhardt	Die Lust am Fliegen Eine Parabel auf viel Corporate Governance und wenig Unternehmensführung 11/2002
Nr. 34	Udo Hielscher	Wie reich waren die reichsten Amerikaner wirklich? (US-Vermögensbewertungsindex 1800 – 2000) 12/2002
Nr. 35	Uwe Haubold / Michael Nowak	Risikoanalyse für Langfrist-Investments Eine simulationsbasierte Studie 12/2002
Nr. 36	Thomas Lenk	Die Neuregelung des bundesstaatlichen Finanzausgleichs auf Basis der Steuerschätzung Mai 2002 und einer aktualisierten Bevölkerungsstatistik 12/2002
Nr. 37	Uwe Haubold / Michael Nowak	Auswirkungen der Renditeverteilungsannahme auf Anlageentscheidungen Eine simulationsbasierte Studie 02/2003
Nr. 38	Wolfgang Bernhard	Corporate Governance Kodex für den Mittel-Stand? 06/2003
Nr. 39	Hermut Kormann	Familienunternehmen: Grundfragen mit finanzwirtschaftlichen Bezug 10/2003
Nr. 40	Matthias Folk	Launhardt'sche Trichter 11/2003
Nr. 41	Wolfgang Bernhardt	Corporate Governance statt Unternehmensführung 11/2003
Nr. 42	Thomas Lenk / Karolina Kaiser	Das Prämienmodell im Länderfinanzausgleich – Anreiz- und Verteilungsmittelnwirkungen 11/2003
Nr. 43	Sabine Klinger	Die Volkswirtschaftliche Gesamtrechnung des Haushaltssektors in einer Matrix 03/2004
Nr. 44	Thomas Lenk / Heide Köpping	Strategien zur Armutsbekämpfung und –vermeidung in Ostdeutschland: 05/2004
Nr. 45	Wolfgang Bernhardt	Sommernachtsfantasien Corporate Governance im Land der Träume. 07/2004
Nr. 46	Thomas Lenk / Karolina Kaiser	The Premium Model in the German Fiscal Equalization System 12/2004
Nr. 47	Thomas Lenk / Christine Falken	Komparative Analyse ausgewählter Indikatoren des Kommunalwirtschaftlichen Gesamt-ergebnisses 05/2005
Nr. 48	Michael Nowak / Stephan Barth	Immobilienanlagen im Portfolio institutioneller Investoren am Beispiel von Versicherungsunternehmen Auswirkungen auf die Risikosituation 08/2005
Nr. 49	Wolfgang Bernhardt	Familiengesellschaften – Quo Vadis? Vorsicht vor zu viel „Professionalisierung“ und Ver-Fremdung 11/2005
Nr. 50	Christian Milow	Der Griff des Staates nach dem Währungsgold 12/2005

Nr. 51	Anja Eichhorst / Karolina Kaiser	The Institutional Design of Bailouts and Its Role in Hardening Budget Constraints in Federations 03/2006
Nr. 52	Ullrich Heilemann / Nancy Beck	Die Mühen der Ebene – Regionale Wirtschaftsförderung in Leipzig 1991 bis 2004 08/2006
Nr. 53	Gunther Schnabl	Die Grenzen der monetären Integration in Europa 08/2006
Nr. 54	Hermut Kormann	Gibt es so etwas wie typisch mittelständige Strategien? 11/2006
Nr. 55	Wolfgang Bernhardt	(Miss-)Stimmung, Bestimmung und Mitbestimmung Zwischen Juristentag und Biedenkopf-Kommission 11/2006
Nr. 56	Ullrich Heilemann / Annika Blaschzik	Indicators and the German Business Cycle A Multivariate Perspective on Indicators of Ifo, OECD, and ZEW 01/2007
Nr. 57	Ullrich Heilemann	“The Soul of a new Machine” zu den Anfängen des RWI-Konjunkturmodells 12/2006
Nr. 58	Ullrich Heilemann / Roland Schuhr / Annika Blaschzik	Zur Evolution des deutschen Konjunkturzyklus 1958 bis 2004 Ergebnisse einer dynamischen Diskriminanzanalyse 01/2007
Nr. 59	Christine Falken / Mario Schmidt	Kameralistik versus Doppik Zur Informationsfunktion des alten und neuen Rechnungswesens der Kommunen Teil I: Einführende und Erläuternde Betrachtungen zum Systemwechsel im kommunalen Rechnungswesen 01/2007
Nr. 60	Christine Falken / Mario Schmidt	Kameralistik versus Doppik Zur Informationsfunktion des alten und neuen Rechnungswesens der Kommunen Teil II Bewertung der Informationsfunktion im Vergleich 01/2007
Nr. 61	Udo Hielscher	Monti della città di firenze Innovative Finanzierungen im Zeitalter Der Medici. Wurzeln der modernen Finanzmärkte 03/2007
Nr. 62	Ullrich Heilemann / Stefan Wappler	Sachsen wächst anders Konjunkturelle, sektorale und regionale Bestimmungsgründe der Entwicklung der Bruttowertschöpfung 1992 bis 2006 07/2007
Nr. 63	Adolf Wagner	Regionalökonomik: Konvergierende oder divergierende Regionalentwicklungen 08/2007
Nr. 64	Ullrich Heilemann / Jens Ulrich	Good bye, Professir Phillips? Zum Wandel der Tariflohdeterminanten in der Bundesrepublik 1952 – 2004 08/2007
Nr. 65	Gunther Schnabl / Franziska Schobert	Monetary Policy Operations of Debtor Central Banks in MENA Countries 10/2007
Nr. 66	Andreas Schäfer / Simone Valente	Habit Formation, Dynastic Altruism, and Population Dynamics 11/2007
Nr. 67	Wolfgang Bernhardt	5 Jahre Deutscher Corporate Governance Kodex Eine Erfolgsgeschichte? 01/2008
Nr. 68	Ullrich Heilemann / Jens Ulrich	Viel Lärm um wenig? Zur Empirie von Lohnformeln in der Bundesrepublik 01/2008
Nr. 69	Christian Groth / Karl-Josef Koch / Thomas M. Steger	When economic growth is less than exponential 02/2008
Nr. 70	Andreas Bohne / Linda Kochmann	Ökonomische Umweltbewertung und endogene Entwicklung peripherer Regionen Synthese einer Methodik und einer Theorie 02/2008
Nr. 71	Andreas Bohne / Linda Kochmann / Jan Slavik / Lenka Slaviková	Deutsch-tschechische Bibliographie Studien der kontingenten Bewertung in Mittel- und Osteuropa 06/2008
Nr. 72	Paul Lehmann / Christoph Schröter-Schlaack	Regulating Land Development with Tradable Permits: What Can We Learn from Air Pollution Control? 08/2008
Nr. 73	Ronald McKinnon / Gunther Schnabl	China's Exchange Rate Impasse and the Weak U.S. Dollar 10/2008
Nr. 74	Wolfgang Bernhardt	Managervergütungen in der Finanz- und Wirtschaftskrise Rückkehr zu (guter) Ordnung, (klugem) Maß und (vernünftigem) Ziel? 12/2008

Nr. 75	Moritz Schularick / Thomas M. Steger	Financial Integration, Investment, and Economic Growth: Evidence From Two Eras of Financial Globalization 12/2008
Nr. 76	Gunther Schnabl / Stephan Freitag	An Asymmetry Matrix in Global Current Accounts 01/2009
Nr. 77	Christina Ziegler	Testing Predictive Ability of Business Cycle Indicators for the Euro Area 01/2009
Nr. 78	Thomas Lenk / Oliver Rottmann / Florian F. Woitek	Public Corporate Governance in Public Enterprises Transparency in the Face of Divergent Positions of Interest 02/2009
Nr. 79	Thomas Steger / Lucas Bretschger	Globalization, the Volatility of Intermediate Goods Prices, and Economic Growth 02/2009
Nr. 80	Marcela Munoz Escobar / Robert Holländer	Institutional Sustainability of Payment for Watershed Ecosystem Services. Enabling conditions of institutional arrangement in watersheds 04/2009
Nr. 81	Robert Holländer / WU Chunyou / DUAN Ning	Sustainable Development of Industrial Parks 07/2009
Nr. 82	Georg Quaas	Realgrößen und Preisindizes im alten und im neuen VGR-System 10/2009
Nr. 83	Ullrich Heilemann / Hagen Findeis	Empirical Determination of Aggregate Demand and Supply Curves: The Example of the RWI Business Cycle Model 12/2009
Nr. 84	Gunther Schnabl / Andreas Hoffmann	The Theory of Optimum Currency Areas and Growth in Emerging Markets 03/2010
Nr. 85	Georg Quaas	Does the macroeconomic policy of the global economy's leader cause the worldwide asymmetry in current accounts? 03/2010
Nr. 86	Volker Grossmann / Thomas M. Steger / Timo Trimborn	Quantifying Optimal Growth Policy 06/2010
Nr. 87	Wolfgang Bernhardt	Corporate Governance Kodex für Familienunternehmen? Eine Widerrede 06/2010
Nr. 88	Philipp Mandel / Bernd Süsmuth	A Re-Examination of the Role of Gender in Determining Digital Piracy Behavior 07/2010
Nr. 89	Philipp Mandel / Bernd Süsmuth	Size Matters. The Relevance and Hicksian Surplus of Agreeable College Class Size 07/2010
Nr. 90	Thomas Kohstall / Bernd Süsmuth	Cyclic Dynamics of Prevention Spending and Occupational Injuries in Germany: 1886-2009 07/2010
Nr. 91	Martina Padmanabhan	Gender and Institutional Analysis. A Feminist Approach to Economic and Social Norms 08/2010
Nr. 92	Gunther Schnabl / Ansgar Belke	Finanzkrise, globale Liquidität und makroökonomischer Exit 09/2010
Nr. 93	Ullrich Heilemann / Roland Schuhr / Heinz Josef Münch	A "perfect storm"? The present crisis and German crisis patterns 12/2010
Nr. 94	Gunther Schnabl / Holger Zemanek	Die Deutsche Wiedervereinigung und die europäische Schuldenkrise im Lichte der Theorie optimaler Währungsräume 06/2011
Nr. 95	Andreas Hoffmann / Gunther Schnabl	Symmetrische Regeln und asymmetrisches Handeln in der Geld- und Finanzpolitik 07/2011
Nr. 96	Andreas Schäfer / Maik T. Schneider	Endogenous Enforcement of Intellectual Property, North-South Trade, and Growth 08/2011
Nr. 97	Volker Grossmann / Thomas M. Steger / Timo Trimborn	Dynamically Optimal R&D Subsidization 08/2011
Nr. 98	Erik Gawel	Political drivers of and barriers to Public-Private Partnerships: The role of political involvement 09/2011
Nr. 99	André Casajus	Collusion, symmetry, and the Banzhaf value 09/2011
Nr. 100	Frank Hüttner / Marco Sunder	Decomposing R^2 with the Owen value 10/2011
Nr. 101	Volker Grossmann / Thomas M. Steger / Timo Trimborn	The Macroeconomics of TANSTAAFL 11/2011

Nr. 102	Andreas Hoffmann	Determinants of Carry Trades in Central and Eastern Europe 11/2011
Nr. 103	Andreas Hoffmann	Did the Fed and ECB react asymmetrically with respect to asset market developments? 01/2012
Nr. 104	Christina Ziegler	Monetary Policy under Alternative Exchange Rate Regimes in Central and Eastern Europe 02/2012
Nr. 105	José Abad / Axel Löffler / Gunther Schnabl / Holger Zemanek	Fiscal Divergence, Current Account and TARGET2 Imbalances in the EMU 03/2012
Nr. 106	Georg Quaas / Robert Köster	Ein Modell für die Wirtschaftszweige der deutschen Volkswirtschaft: Das "MOGBOT" (Model of Germany's Branches of Trade)
Nr. 107	Andreas Schäfer / Thomas Steger	Journey into the Unknown? Economic Consequences of Factor Market Integration under Increasing Returns to Scale 04/2012
Nr. 108	Andreas Hoffmann / Björn Urbansky	Order, Displacements and Recurring Financial Crises 06/2012
Nr. 109	Finn Marten Körner / Holger Zemanek	On the Brink? Intra-euro area imbalances and the sustainability of foreign debt 07/2012
Nr. 110	André Casajus / Frank Hüttner	Nullifying vs. dummifying players or nullified vs. dummified players: The difference between the equal division value and the equal surplus division value 07/2012
Nr. 111	André Casajus	Solidarity and fair taxation in TU games 07/2012
Nr. 112	Georg Quaas	Ein Nelson-Winter-Modell der deutschen Volkswirtschaft 08/2012
Nr. 113	André Casajus / Frank Hüttner	Null players, solidarity, and the egalitarian Shapley values 08/2012
Nr. 114	André Casajus	The Shapley value without efficiency and additivity 11/2012
Nr. 115	Erik Gawel	Neuordnung der W-Besoldung: Ausgestaltung und verfassungsrechtliche Probleme der Konsumtionsregeln zur Anrechnung von Leistungsbezügen 02/2013
Nr. 116	Volker Grossmann / Andreas Schäfer / Thomas M. Steger	Migration, Capital Formation, and House Prices 02/2013
Nr. 117	Volker Grossmann / Thomas M. Steger	Optimal Growth Policy: the Role of Skill Heterogeneity 03/2013
Nr. 118	Guido Heineck / Bernd Süßmuth	A Different Look at Lenin's Legacy: Social Capital and Risk Taking in the Two Germanies 03/2013
Nr. 119	Andreas Hoffmann	The Euro as a Proxy for the Classical Gold Standard? Government Debt Financing and Political Commitment in Historical Perspective 05/2013
Nr. 120	Andreas Hoffmann / Axel Loeffler	Low Interest Rate Policy and the Use of Reserve Requirements in Emerging Markets 05/2013
Nr. 121	Gunther Schnabl	The Global Move into the Zero Interest Rate and High Debt Trap 07/2013
Nr. 122	Axel Loeffler / Gunther Schnabl / Franziska Schobert	Limits of Monetary Policy Autonomy and Exchange Rate Flexibility by East Asian Central Banks 08/2013
Nr. 123	Burkhard Heer / Bernd Süßmuth	Tax Bracket Creep and its Effects on Income Distribution 08/2013
Nr. 124	Hans Fricke / Bernd Süßmuth	Growth and Volatility of Tax Revenues in Latin America 08/2013
Nr. 125	Ulrich Volz	RMB Internationalisation and Currency Co-operation in East Asia 09/2013
Nr. 126	André Casajus / Helfried Labrenz	A property rights based consolidation approach 02/2014
Nr. 127	Pablo Duarte	The Relationship between GDP and the Size of the Informal Economy: Empirical Evidence for Spain 02/2014
Nr. 128	Erik Gawel	Neuordnung der Professorenbesoldung in Sachsen 03/2014
Nr. 129	Friedrun Quaas	Orthodoxer Mainstream und Heterodoxe Alternativen Eine Analyse der ökonomischen Wissenschaftslandschaft 04/2014
Nr. 130	Gene Callahan / Andreas Hoffmann	The Idea of a Social Cycle 05/2014

Nr. 131	Karl Trela	Klimaanpassung als wirtschaftspolitisches Handlungsfeld 06/2014
Nr. 132	Erik Gawel / Miquel Aguado	Neuregelungen der W-Besoldung auf dem verfassungsrechtlichen Prüfstand 08/2014
Nr. 133	Ulf Papenfuß / Matthias Redlich / Lars Steinhauer	Forschend und engagiert lernen im Public Management: Befunde und Gestaltungsanregungen eines Service Learning Lehrforschungsprojektes 10/2014
Nr. 134	Karl Trela	Political climate adaptation decisions in Germany - shortcomings and applications for decision support systems 11/2014
Nr. 135	Ulf Papenfuß / Lars Steinhauer / Benjamin Friedländer	Beteiligungsberichterstattung der öffentlichen Hand im 13-Länder-Vergleich: Erfordernisse für mehr Transparenz über die Governance und Performance öffentlicher Unternehmen 02/2015
Nr. 136	Gunther Schnabl	Japans Lehren für das Schweizer Wechselkursdilemma 02/2015
Nr. 137	Ulf Papenfuß / Christian Schmidt	Determinants of Manager Pay in German State-Owned Enterprises and International Public Policy Implications: 3-Year Study for Sectors, Performance and Gender 02/2015
Nr. 138	Philipp Mandel / Bernd Süßmuth	Public education, accountability, and yardstick competition in a federal system 05/2015
Nr. 139	Gunther Schnabl	Wege zu einer stabilitäts- und wachstumsorientierten Geldpolitik aus österreichischer Perspektive 06/2015
Nr. 140	Ulf Papenfuß / Matthias Redlich / Lars Steinhauer / Benjamin Friedländer	Forschend und engagiert lernen im Public Management: Befunde und Gestaltungsanregungen eines Service Learning Lehrforschungsprojektes – 2. aktualisierte Auflage 08/2015
Nr. 141	Friedrun Quaas / Georg Quaas	Hayeks Überinvestitionstheorie 10/2015
Nr. 142	Bastian Gawellek / Marco Sunder	The German Excellence Initiative and Efficiency Change among Universities, 2001-2011 01/2016
Nr. 143	Benjamin Larin	Bubble-Driven Business Cycles 02/2016
Nr. 144	Friedrun Quaas / Georg Quaas	Effekte des Kapitalmarktzinseszinses auf die Preis- und Produktivitätsentwicklung Eine Analyse der deutschen Volkswirtschaft 1970-2014 02/2016
Nr. 145	Thomas Lenk / Matthias Redlich / Philipp Glinka	Nachhaltige Stadtfinanzen - Akzeptanzsteigerung der bürgerschaftlichen Beteiligung an der Haushaltsplanung 02/2016
Nr. 146	Michael von Prollius / Gunther Schnabl	Geldpolitik, Arabellion, Flüchtlingskrise 10/2016
Nr. 147	David Leuwer / Bernd Süßmuth	The Exchange Rate Susceptibility of European Core Industries, 1995-2010 05/2017
Nr. 148	Gunther Schnabl	Monetary Policy and Wandering Overinvestment Cycles in East Asia and Europe 05/2017
Nr. 149	Ullrich Heilemann / Karsten Müller	Wenig Unterschiede – Zur Treffsicherheit internationaler Prognosen und Prognostiker 07/2017
Nr. 150	Gunther Schnabl / Sebastian Müller	Zur Zukunft der Europäischen Union aus ordnungspolitischer Perspektive 10/2017
Nr. 151	Gunther Schnabl	Ultra-lockere Geldpolitiken, Finanzmarktblasen und marktwirtschaftliche Ordnung 10/2017
Nr. 152	Pablo Duarte / Bernd Süßmuth	Implementing an approximate dynamic factor model to nowcast GDP using sensitivity analysis 02/2018
Nr. 153	Sophia Latsos	Real Wage Effects of Japan's Monetary Policy 03/2018
Nr. 154	Gunther Schnabl / Klaus Siemon	Die EU-Insolvenzrichtlinie zu vorinsolvenzlichen Verfahren aus ordnungspolitischer Perspektive The EU Directive on Preventive Restructuring Frameworks from a Ordoliberal Perspective 07/2018
Nr. 155	Marika Behnert / Thomas Bruckner	Cost effects of energy system stability and flexibility options – an integrated optimal power flow modeling approach 09/2018
Nr. 156	Gunther Schnabl	70 Years after the German Currency and Economic Reform: The Monetary, Economic and Political Order in Europe is Disturbed 10/2018
Nr. 157	Wolfgang Bernhardt	Corporate Governance und Compliance Bunte Streiflichter 2018 11/2018

Nr. 158	Friedrun Quaas	Der spezifische Liberalismus von Hayek im Spektrum des Neoliberalismus 01/2019
Nr. 159	Sophia Latsos	The Low Interest Policy and the Household Saving Behavior in Japan 03/2019
Nr. 160	Gunther Schnabl	Die Verteilungseffekte der Geldpolitik der Europäischen Zentralbank und deren Einfluss auf die politische Stabilität 06/2019
Nr. 161	Wolfgang Bernhardt	30 Jahre nach dem Fall der Mauer Einheit in Zweiteit? 07/2019
Nr. 162	Gunther Schnabl / Tim Sepp	30 Jahre nach dem Mauerfall Ursachen für Konvergenz und Divergenz zwischen Ost- und Westdeutschland 09/2019
Nr. 163	Karl-Friedrich Israel / Sophia Latsos	The Impact of (Un)Conventional Expansionary Monetary Policy on Income Inequality – Lessons from Japan 11/2019
Nr. 164	Wolfgang Bernhardt	30 Jahre nach dem Fall der Mauer am 9. November 1989 Einheit in Zweiteit – Teil II 11/2019
Nr. 165	Friedrun Quaas	Pluralismus in der Ökonomik – verpasste Chance, überfälliges Programm oder normalwissenschaftliche Realität? 03/2020
Nr. 166	Gunther Schnabl / Nils Sonnenberg	Monetary Policy, Financial Regulation and Financial Stability: A Comparison between the Fed and the ECB 04/2020
Nr. 167	Georg Quaas	The reproduction number in the classical epidemiological model 04/2020
Nr. 168	Wolfgang Bernhardt	Der (ost-)deutsche Witz ist tot - Der Volksmund schweigt. Warum? Zum 3. Oktober 2020 09/2020
Nr. 169	Gunther Schnabl / Taiki Murai	The Japanese Banks in the Lasting Low-, Zero- and Negative-Interest Rate Environment 12/2020
Nr. 170	Friedrun Quaas / Georg Quaas	COVID-19 und das europäische Impfdesaster 02/2021
Nr. 171	Georg Quaas	The measurement of the reproduction number 04/2021
Nr. 172	Gunther Schnabl / Tim Sepp	Inflationsziel und Inflationsmessung in der Eurozone im Wandel 06/2021
Nr. 173	Karl-Friedrich Israel / Tim Sepp / Nils Sonnenberg	Japanese Monetary Policy and Household Saving 07/2021
Nr. 174	Gunther Schnabl / Tim Sepp	Niedrigzinspolitik und Sparkultur in Japan: Implikationen für die Wirtschaftspolitik 08/2021
Nr. 175	Alexander Herborn / Gunther Schnabl	Wohnimmobilienpreise, Inflationsmessung und Geldpolitik im Euroraum 03/2022
Nr. 176	Georg Quaas	Fritz Helmedags saldenmechanisches Modell. Eine kommentierte Rekonstruktion der aktuellen Version 08/2022
Nr. 177	Karl-Friedrich Israel / Tim Florian Sepp / Nils Sonnenberg	The Effects of Unconventional Monetary Policy on Stock Markets and Household Incomes in Japan 02/2023
Nr. 178	Gunther Schnabl	Regulierung, Deglobalisierung und Arbeitskräftemangel als Transmissionskanäle von der Geldpolitik zur Inflation 07/2023
Nr. 179	Wolfgang Bernhardt	Feuermacher statt Feuerwehr - 34 Jahre nach dem Fall der Mauer am 9. November 1989 – Streiflichter 11/2023
Nr. 180	Tim Sepp / Karl-Friedrich Israel / Benjamin Treitz / Tom Hartl	Monetary Policy and the Resilience of the German Banking System: From Deutsche Bundesbank to ECB
Nr. 181	Tim Sepp / Karl-Friedrich Israel / Benjamin Treitz / Tom Hartl	Monetary Policy and Bank-Type Resilience in Germany from 1999 to 2022