

Demary, Markus

Working Paper

Transaction taxes and traders with heterogeneous investment horizons in an agent-based financial market model

Economics Discussion Papers, No. 2009-47

Provided in Cooperation with:

Kiel Institute for the World Economy – Leibniz Center for Research on Global Economic Challenges

Suggested Citation: Demary, Markus (2009) : Transaction taxes and traders with heterogeneous investment horizons in an agent-based financial market model, Economics Discussion Papers, No. 2009-47, Kiel Institute for the World Economy (IfW), Kiel

This Version is available at:

<https://hdl.handle.net/10419/28946>

Standard-Nutzungsbedingungen:

Die Dokumente auf EconStor dürfen zu eigenen wissenschaftlichen Zwecken und zum Privatgebrauch gespeichert und kopiert werden.

Sie dürfen die Dokumente nicht für öffentliche oder kommerzielle Zwecke vervielfältigen, öffentlich ausstellen, öffentlich zugänglich machen, vertreiben oder anderweitig nutzen.

Sofern die Verfasser die Dokumente unter Open-Content-Lizenzen (insbesondere CC-Lizenzen) zur Verfügung gestellt haben sollten, gelten abweichend von diesen Nutzungsbedingungen die in der dort genannten Lizenz gewährten Nutzungsrechte.

Terms of use:

Documents in EconStor may be saved and copied for your personal and scholarly purposes.

You are not to copy documents for public or commercial purposes, to exhibit the documents publicly, to make them publicly available on the internet, or to distribute or otherwise use the documents in public.

If the documents have been made available under an Open Content Licence (especially Creative Commons Licences), you may exercise further usage rights as specified in the indicated licence.



<http://creativecommons.org/licenses/by-nc/2.0/de/deed.en>

Transaction Taxes and Traders with Heterogeneous Investment Horizons in an Agent-Based Financial Market Model

Markus Demary

Cologne Institute for Economic Research

Abstract

This heterogeneous interacting agents model of a financial market is a generalization of the model proposed by Westerhoff (The Use of Agent-Based Financial Market Models to Test the Effectiveness of Regulatory Policies) by traders who are allowed to have different investment horizons as introduced by Demary (Who Does a Currency Transaction Tax Harm More: Short-term Speculators or Long-term Investors?). Our research goals are, first, to study what consequences the introduction of heterogeneous investment horizons has for agent-based financial market models and second, how effective transaction taxes are in stabilizing financial markets. In detail, we are interested in how the popularity of different trading rules and investment horizons change due to taxation and how emergent properties from the interaction of traders like bubbles and crashes, excess volatility, excess kurtosis and volatility clustering change. Numerical simulations reveal that under taxation traders abstain from short-term trading in favour of longer investment horizons. This change in behavior leads to less excess volatility and diminishing volatility clusters for small tax rates. When the tax rate exceeds a certain threshold, excess volatility and misalignments increase as also found in Westerhoff (Heterogeneous Traders and the Tobin Tax). The reason is, that the longer term fundamentalist trading rule becomes unpopular in favor of the longer term trend-chasing rule.

Paper submitted to the special issue

[Managing Financial Instability in Capitalist Economies](#)

JEL: C15, D84, G01, G15, G18

Keywords: Financial Market Stability, Heterogeneous Interacting Agents Model, Speculative Bubbles, Stylized Facts, Technical and Fundamental Analysis, Transaction Taxes

Correspondence

Markus Demary, Cologne Institute for Economic Research, Konrad-Adenauer-Ufer 21, 50668 Köln, Germany; e-mail: demary@iwkoeln.de

The author would like to thank Thomas Lux for many helpful comments on earlier drafts of this paper. The views expressed in this paper are those of the author and do not necessarily represent those of the Cologne Institute for Economic Research.

1 Introduction

Asset prices are excessively volatile due to speculative bubbles and crashes. The first reported historical example of an asset price bubble is the Tulipmania in 1636-37 ([Garber, P. (1990)]). [Thomson, E. (2007)] reports that the price of a tulip on 3rd February 1637 was approximately the same as the price of a full furnished luxury house in the city center of Amsterdam. It should be clear that this price level is not justifiable by economic fundamentals but is due to speculative exuberance. The South Sea Company and the Mississippi Company Bubble in 1720 were the first equity price bubbles, while the Florida Land Boom in 1840 was the first reported real estate price bubble in history. The roaring twenties were characterized by asset price crashes that led to the Great Depression. Japan experienced a similar asset price decline which led to Japan's severest and persistent recession. The internet bubble in 1995 and the Asian crisis are newer examples of speculative bubbles, while the crash of the US housing market bubble has led to worldwide recessions, which are comparable to the Great Depression and Japan's severe recession. Because large asset price crashes lead to severe recessions, research on asset price bubbles is highly relevant for economic scientists, economists in firms and institutions as well as for economic policy makers.

[Colander, D. (2009)] refers to four factors, which are responsible for the occurrence of a speculative bubble. First, there should be price increases in the past. Second, a large fraction of economic agents believes that this past price trend will sustain in the future, and, third, these extrapolating expectations have to coordinate through social epidemics and contagion in order to have an impact on prices. [Shiller, R. (2007)] notes that contagion works through word of mouth persuasion and the news media¹. [Kirman, A. (1991)], [Lux, T. and M. Marchesi (1999)] and [Lux, T. and M. Marchesi (2000)] introduce agent-based models in which social epidemics lead to bubbles and crashes. [Brunnermeier, M. (2001)] refers to externalities in financial markets, like informational cascades and payoff externalities², that make herding profitable for agents and trading against bubbles risky. Finally, if transaction costs are high borrowing has to be very cheap, such that leverage will lead to high returns of chasing trends³ ([Colander, D. (2009)]). In financial markets where transaction cost are lower, compared to the housing market for example, speculative bubbles are also possible in the absence of cheap credit. However, one should not treat these spectacular bubbles and crashes as anomalies or rare events.

¹[Shiller, R. (2001)] argues that news media are observers of and commentators to market events and are thereby an integral part of these events. As a reason he mentions that for the occurrence of certain market events a similar thinking among large groups of people are necessary. Following him, the news media are essential vehicles for the spread of common ideas, since news on financial market events are published every day.

²An informational cascade occurs when an individual neglects his or her private information after observing the action of other individuals. A payoff externality is given when the profit of an agent depends on the action of other agents. As long as an agents makes profits by following the crowd, it is rational for the agents to do so [Brunnermeier, M. (2001)].

³During the recent price bubble in the US housing market riding prices was made profitable through leverage although there are high transaction costs in the housing market. The reason for this leverage effect were cheap housing loan contracts, in which the borrower could pay less or could choose not to pay interest payments during the first years [Colander, D. (2009)].

[Shiller, R. (1981)] and [LeRoy, S. and R. Porter (1981)] independently found that asset prices are more volatile than their fundamental values. These transitory bubbles and crashes do normally not lead to financial crises but they lead to excessive volatility of the asset price.

The mainstream economist assumes that trend chasing behavior and herding is irrational or at least bounded-rational. However, empirical evidence reveals that a large fraction of professional traders rely on trend-chasing trading rules. [Menkhoff, L. and M. Taylor (2007)] survey the literature on questionnaire studies among professional foreign exchange dealers. [Taylor, M. and H. Allen (1992)] were the first who brought questionnaire evidence from market participants. They found that at short-term horizons traders mostly rely on chartist trading rules, while they mostly rely on fundamental based trading rules at longer horizons. They found that 32 percent of the foreign exchange market dealers use chartist rules. [Menkhoff, L. (1997)] is a similar study who found that 45 percent rely on trend-extrapolating trading rules instead of considering information about economic fundamentals, while in [Lui, Y.-H. and D. Mole (1998)] 51 percent of the questioned traders relied on trend-extrapolation⁴. Inspired by this empirical evidence for behavioral heterogeneity, agent-based models like the one we are going to present in this paper explicitly model this heterogeneous trading rules, their evolution and interaction, and the emergent macroscopic properties that arise from this interaction of agents. Properties that emerge from agent-based financial market models are typically volatility clustering and the fat-tailness of the distribution of returns, which can also be found in empirical daily return time series. [Lux, T. (2009b)] points out that agent-based models could provide the missing link between the literature on behavioral biases (behavioral finance) and the econometrics literature, which focusses on stylized facts of financial market data.

However, there are additional approaches in economic theory that explain the occurrence of speculative bubbles and crashes. [Brunnermeier, M. (2001)] explains the coordination of trend-chasing trading with externalities in financial markets like informational cascades and payoff externalities. The first one occurs when an individual neglects his or her private information after observing the action of other individuals. If a large fraction of agents buy assets it is optimal for the single agent to neglect fundamental information and infer increasing prices from the observed action of the others. A payoff externality is given when the profit of an agent depends on the action of other agents. As long as an agent makes profits by following the crowd, it is rational for the agents to do so. Moreover, the agent might realize losses by trading against the crowd. Traditional economic theory predicts speculative bubbles to be arbitrated away by rational agents who will trade against mispricings. These rational agents will crowd out irrational traders, who rely on trends and market psychology. Within these theories the power of arbitrage is unlimited. [Brunnermeier, M. (2008)] surveys three factors which will limit the power of arbitrage in theory and practice. First, there is fundamental risk. Because the future fundamental value is not known with cer-

⁴Studies which found similar results are [Cheung, Y.-W. and C. Wong (2000)], [Oberlechner, T (2001)], [Cheung, Y.-W. and M. Chinn (2001)] and [Gehrig, T. and L. Menkhoff (2004)].

tainty, arbitrage is risky and therefore limited. Second, noise traders make arbitrage more risky, therefore rational risk-averse traders will decrease their demand, an argument going back to [Bikhchandani, S., D. Hirshleifer and I. Welch (1992)] and [Shleifer, A. and R. Vishny (1997)]. Third, there is coordination risk, because a single trader will make losses when attacking a bubble alone. For successful arbitrage a large number of agents has to trade against the mispricing. When individual traders cannot fully observe the actions from others riding the bubble is less risky compared to trading against the bubble ([Brunnermeier, M. (2001)]).

[Keynes, J. M. (1936)] and [Tobin, J. (1978)] proposed to introduce taxes on financial markets in order to reduce speculative trading. Both assume that short term traders have a destabilizing impact on prices, while long term traders' trading behavior is stabilizing. Both suggest that the introduction of a transaction tax will harm short-term speculators more compared to longer term investors. The rationale behind this proposal is that a round trip of borrowing money in one country, investing it in another country and consuming the profit in the home country will lead to higher transaction costs the more frequent transactions takes place. Some empirical papers find that the introduction of transaction taxes may be destabilizing⁵. [Westerhoff, F. (2008a)] notes that these empirical studies are not without problems. [Umlauf, S. (1993)], for example, analyzes Sweden's introduction of a 2 percent securities transaction tax, which is following [Westerhoff, F. (2008a)] a quite high tax rate. Because this real world policy experiment did not lead to the expected success, Sweden abolished the financial market tax. Insights to the failure of this real world policy experiment can be given by referring to the heterogeneous agents model of the foreign exchange market proposed by [Westerhoff, F. (2003)]. This model predicts that small transaction taxes are stabilizing, while higher transaction taxes are destabilizing. The reason is that different tax rates have a different impact on the composition of stabilizing and destabilizing trading rules. A small tax rate makes destabilizing trading rules unprofitable, while a higher tax rate also makes stabilizing trading rules unprofitable. Thus, under tax rates above a certain threshold value a large fraction of stabilizing traders abstain from trading, leading to a higher fraction of destabilizing traders. As a consequence, transaction taxes destabilize financial markets when tax rates are high.

Inspired by this result, [Westerhoff, F. (2008a)] suggests to analyze the effectiveness of small transaction taxes on financial market stability. He suggests to use artificial financial markets as computer laboratories for doing these policy experiments. [Lux, T. (2009b)] highlights that agent-based models - which are able to replicate several stylized facts of real world financial market data - are preferable tools for doing policy experiments which are close to reality. Following [Lux, T. (2009b)], [Axelrod, R. and L. Tesfatsion (2006)] and [Westerhoff, F. (2008a)] agent-based models are useful to study systems which are composed of different interacting agents and in which properties emerge from the interaction of agents, which cannot be deduced by simply aggregating the microscopic properties. Emergent properties in agent-based financial market models that arise from the interaction of heterogeneous groups of traders are bubbles and crashes, excess volatility, volatility clustering and

⁵See for example [Umlauf, S. (1993)], [Jones, C. and P. Seguin (1997)], [Aliber R., B. Chowdry and S. Yan (2005)], [Hau, H. (2006)].

fat-tailness in the distribution of financial asset returns similar to those universal properties of empirical asset returns ([Lux, T. (2009a)], [Lux, T. (2009b)]). Encouraged from the success of these models in reproducing empirical stylized facts [Demary, M. (2008)], [Westerhoff, F. (2003)], [Westerhoff, F. (2008a)] and [Lux, T. (2009b)] suggest to use these models as laboratories for economic policy experiments, like regulatory changes. [Westerhoff, F. (2008a)] surveys the following advantages of this agent-based modelling: (i) The researcher is able to generate as much data as needed for the analysis, in contrast to empirical case studies, which often lack of available data. (ii) The researcher is able to measure all variables precisely. Variables like the fundamental value of an asset are unobservable in reality and need to be estimated or derived from an economic model. (iii) The scientist is able to control for exogenous shocks and special events and he or she is able to simulate special events again and again. By varying a policy parameter under otherwise same conditions, the researcher is able to analyze how a certain policy performs under this special event. Moreover, scientists are able to vary the policy parameter slightly under otherwise same conditions (see [Westerhoff, F. (2008a)]). In contrast, within event studies using empirical data the researcher only observes some discrete policy changes. (iv) The researcher is able to measure the behavior of artificial agents during the simulations. In models like the one proposed by [Demary, M. (2008)] the researcher is able to observe every trader's actions at each of the artificial trading days. Thus, the generated datasets from the agent-based simulation can be explored by instruments from the statistical toolbox similar like datasets generated by human subject experiments.

Up to now, there is a growing body of articles which employ agent-based artificial economies for the analysis of the effectiveness of currency transaction taxes⁶. We already referred to [Westerhoff, F. (2003)] who finds that small currency transaction taxes lower exchange rate volatility, while higher tax rates lead to an increase in volatility. [Westerhoff, F. and R. Dieci (2006)] propose an agent-based model in which traders are allowed to trade in two different financial markets. When a policy maker levies a transaction tax only onto one market, the volatility in this market will decline, while the volatility in the second market will increase. The reason is that trend-chasing trading rules are more profitable in the untaxed market. Thus, traders prefer to trade in this market. The second result of this paper is, that when the tax is levied on both markets, the volatility in both markets will decline. [Demary, M. (2008)] introduces an artificial foreign exchange market with chartists and fundamentalists who are allowed to choose between being a day trader and being a longer term trader. Levying a transaction tax onto this artificial foreign exchange market leads to an increase of the kurtosis of the return distribution, which means a higher probability of large positive and negative returns. This increased probability of large returns emerges from the changed composition

⁶Other policy applications of agent-based models are [Westerhoff, F. (2001)], [Wieland, C. and F. Westerhoff (2005)], [Westerhoff, F. and C. Wieland (2004)] [Westerhoff, F. (2008a)] who analyze the effectiveness of central bank interventions. [Westerhoff, F. (2003b)], [Westerhoff, F. (2006)] and [Westerhoff, F. (2008a)] analyze the effectiveness of trading halts for stabilizing financial markets. [Weidlich, A. and D. Veit (2008)] introduce an agent-based model for analyzing electricity market regulation, while [Haber, G. (2008)] uses an agent-based model for monetary and fiscal policy analysis.

of short-term and longer term traders. Under taxation short-term trading becomes unprofitable relative to longer term trading. Short-term traders who normally trade small orders every day now decide to trade larger orders every 30 days. This increase in larger orders leads to an increase in the kurtosis of the return distribution. [Pelizzari, P. and F. Westerhoff (2007)] show that transaction taxes are only effective under certain market structures, while they will not work under some specific market structures. These studies reveal important insights for economic policy makers into the effects of currency transaction taxes on financial markets.

In this paper we enlarge the artificial financial market of [Westerhoff, F. (2008a)] by the trader types with different investment horizons proposed by [Demary, M. (2008)]. Note, that under the restriction that all traders have a short-term investment horizon, our model collapses to Westerhoff's model. Our first objective is to study the implications of longer term investment horizons for exchange rate dynamics in agent-based models, the second one is to use this artificial laboratory for analyzing the effectiveness of currency transaction taxes. In addition to the models proposed by [Westerhoff, F. (2003)], [Westerhoff, F. and R. Dieci (2006)] and [Westerhoff, F. (2008a)] we are able to analyze how strong the reaction of short-term traders and longer term traders is to the introduction of transaction taxes. In line with the literature we are interested in how this regulatory policy changes emergent properties that arise from the interaction of traders, like bubbles and crashes, excess volatility, volatility clustering and the fat-tailness of the return distribution due to taxation. Numerical simulations of our artificial foreign exchange market reveal that emergent properties and stylized facts still remain when longer term traders are introduced. The economic policy analysis leads to the following results. Small transaction taxes make short-term trading unprofitable. Therefore, the number of short-term fundamentalists and short-term chartists decreases to zero. One emergent property of this change in behavior are the diminishing volatility clusters. Moreover, volatility and distortions decrease under small transaction taxes. The reason for this result lies in the fact that under small transaction taxes the market is populated by a larger fraction longer term fundamentalist traders in relation longer term chartist traders. However, when tax rates are too high, misalignments increase as also found in [Westerhoff, F. (2003)]. The reason for this *u*-shaped response of volatility and misalignments to increasing tax rates is caused by the changed composition of used trading rules. In his model tax rates above a certain threshold make fundamental trading unprofitable relative to trend-chasing trading. Within our artificial foreign exchange market a similar result emerges. Here, the longer term fundamentalist trading rule becomes unpopular under tax rates above a certain threshold, while the number of traders, who favor the longer term chartist trading rule increases. The reason lies in the fact that short-term traders abstain from trading under transaction taxes. The diminishing short-term fluctuations lead to longer swings in the exchange rate, which makes longer term chartist trading rules more profitable. In contrast to [Keynes, J. M. (1936)] and [Tobin, J. (1978)] taxing financial markets is not *per se* stabilizing by making short-term trading unprofitable in favor of longer term trading. Our model shows that this result is not independent of the composition of the used trading rules in the financial market and not independent of the tax rate.

The remainder of this paper is organized as follows. The next section introduces the artificial foreign exchange market, while section three will present an analysis of the model's steady state. Section four tackles the validation of this model, while section five discusses the simulation results. Section six concludes.

2 The Artificial Financial Market

In this section we introduce the artificial financial market which is a generalization of the model proposed by [Westerhoff, F. (2008a)]. Following [Demary, M. (2008)] we introduce longer term traders into this model. If all traders have a daily investment horizon, then our model collapses to Westerhoff's. Influential contributions to agent-based financial market models⁷ are surveyed in [Westerhoff, F. (2008b)], [Hommes, C. (2006)], [LeBaron, B. (2006)], [Lux, T. (2009a)] and [Lux, T. (2009b)]. All models have in common that agents choose from a finite set of behavioral rules. Commonly, these are a fundamental trading rule, which reacts to deviations of the asset price from its fundamental value, and a chartist trading rule, which reacts on trends in the asset price. The former one has a centripetal effect on the asset price dynamics, while the later one has a centrifugal effect ([Lux, T. (2009b)]). These heterogeneous agents are either assumed to consist of a finite population ([Kirman, A. (1991)]) or of a continuum of agents ([Brock, W. and C. Hommes (1998)]). Moreover, models may differ in the assumed process for the evolution of used heterogeneous trading rules. While in [Brock, W. and C. Hommes (1998)] and [DeGrauwe, P. and M. Grimaldi (2006)] the popularity of trading rules is governed by the past success of these rules, in [Kirman, A. (1991)] and [Lux, T. and M. Marchesi (2000)] the evolution of trading rules is governed by social interactions. [LeBaron, B. (1999)] use genetic algorithms as evolutionary processes. Macroscopic properties of the asset price like bubbles and crashes, excess volatility, excess kurtosis of the return distribution and volatility clustering emerge from the interaction of agents. Note that these properties cannot simply be deduced by aggregating agents ([Westerhoff, F. (2008a)]) but emerge independent of the microscopic properties ([Lux, T. (2009b)]). An example for an emergent property is the occurrence and burst of a speculative bubble. When the majority of agents rely on chartist rules a speculative bubble can emerge, when this bubble makes fundamental rules more popular and agents switch to this trading strategy, this change in behavior results in a crash back to the fundamental value. Summing up, these models are quite successful in replicating stylized facts of daily financial market data ([Lux, T. (2009b)]).

Similar to [Demary, M. (2008)] we want to analyze in detail the following proposition - which is often heard from the proponents of transaction taxes and the public media especially in times of financial instability - within our artificial financial market: *transaction taxes stabilize asset prices by crowding out short-term speculators in favor of longer term investors*. In order to analyze this proposition we have to

⁷Important and influential contributions are [Day, R. and W. Huang (1990)], [Kirman, A. (1991)], [Chiarella, C. (1992)], [Chiarella, C. and X. He (2002)], [DeGrauwe, P. and M. Grimaldi (2006)], [Lux, T. (1995)], [Lux, T. and M. Marchesi (1999)], [Lux, T. and M. Marchesi (2000)], [Brock, W. and C. Hommes (1998)], [LeBaron, B. (1999)] and [Farmer, D. and S. Joshi (2002)].

consider the following requirements and assumptions:

- (i) we need a model in which we are able to distinguish between short-term traders and longer term investors,
- (ii) the number of short-term traders and longer term traders should not be fixed but traders should be allowed to change groups or leave the market, and
- (iii) the model should be able to match empirical properties of financial market data in order perform policy experiments which are close to reality.

For fulfilling requirements (i), (ii) and (iii) the most appealing framework is an agent-based model of a financial market. This artificial foreign exchange market consists of the following building blocks

- (i) a fundamental exchange rate s_t^f , which is purely determined by exogenous factors (e.g. monetary aggregates, current accounts, business cycle conditions, ...)
- (ii) traders who choose from a finite set of possible trading rules: a short-term fundamentalist rule, a short-term chartist rule, a longer term fundamentalist rule, a longer term chartist rule, or being inactive,
- (iii) an evolutionary mechanism for determining the popularity of a certain trading rule according its past performance,
- (iv) a market maker who adjusts the exchange rate in response to excess demand,
- (v) a policy maker who determines the value of the currency transaction tax rate.

We will elaborate this building blocks in more detail.

2.1 Traders' Demand for Foreign Currency

[Westerhoff, F. (2008a)] models the agents' demand in line with the literature on heterogeneous agents models of financial markets ([Brock, W. and C. Hommes (1998)], [Day, R. and W. Huang (1990)], [Lux, T. (1995)], [Lux, T. and M. Marchesi (2000)], [DeGrauwe, P. and M. Grimaldi (2006)]), but adds random disturbances to the agents' demands in order to account for the empirical variety of trading rules. Thus, short-term chartists' (SC) demand is given by

$$d_t^{SC} = \kappa^C (s_t - s_{t-1}) + \beta_t, \text{ where } \beta_t \sim \mathcal{N}(0, \sigma_\beta^2), \quad (1)$$

while short-term fundamentalists' (SF) demand is given by

$$d_t^{SF} = \kappa^F (s_t^f - s_t) + \alpha_t, \text{ where } \alpha_t \sim \mathcal{N}(0, \sigma_\alpha^2). \quad (2)$$

Chartists trade foreign currency because they expect the recent trend ($s_t - s_{t-1}$) to sustain in the next period. The parameter κ^C governs the strength of the trend extrapolation. Note, that s_t is the exchange rate in logarithmic notation, thus, $s_t - s_{t-1}$

is the percentage change in the exchange rate. Chartists expect to make profits by buying (selling) the exchange rate at s_t and selling (buying) it at the expected higher (lower) value s_{t+1} . Following [Westerhoff, F. (2008a)], the random disturbance β_t accounts for the variety of possible chartist trading rules. Fundamentalists buy (sell) foreign currency when the current exchange rate s_t is below (above) the fundamental one s_t^f . The reason is that this group expects the exchange rate to return to its fundamental value in the future, where κ^F is the assumed rate of misalignment-correction. Thus, fundamentalist traders expect profits by buying (selling) foreign currency at the exchange rate s_t and selling (buying) it at the higher (lower) one s_{t+1} , which they assume to be close to the fundamental value s_t^f . The fundamental value is assumed to be purely exogenous. [Westerhoff, F. (2008a)] adds the random disturbance α_t to this equation, which should represent a perception error or a deviation from the strict deterministic trading rule.

In addition to these two trading rules we assume, following [Demary, M. (2008)], two longer-term trading rules for chartists and fundamentalists. The rationale behind this assumption is that traders assume a longer lasting trend in the exchange rate⁸ or they expect a longer convergence period to the fundamental value. Longer-term chartists (LC) demand is given by

$$d_t^{LC} = \left[\frac{1 - \beta^N}{1 - \beta} \beta \right] (s_t - s_{t-1}). \quad (3)$$

More precise, it is the chartists' demand for an investment horizon of N days. For $N = 1$ this trading rule collapses to the conventional one period chartist rule. This trading rule can be derived as follows. When a longer term chartist trader observes the current trend segment $s_t - s_{t-1}$ he or she will expect a trend of $\beta(s_t - s_{t-1})$ for the next period. For calculating the following exchange rate change, the trader uses this forecast and calculates $\beta^2(s_t - s_{t-1})$ for the following period. Thus, the expected exchange rate change $s_{t+N} - s_t$ conditional on the chartists' rule is nothing else as the sum over all one period forecasts. By applying the rule for the finite geometric series equation (3) can be derived. Following [Demary, M. (2008)] the longer-term fundamentalists' (LF) demand is given by

$$d_t^{LF} = \left[1 - (1 - \psi)^N \right] (s_t^f - s_t). \quad (4)$$

This trading rule can be derived by the following consideration. When fundamentalist traders observes the misalignment $s_t^f - s_t$ he or she expects $\psi \cdot 100\%$ of this misalignment to be corrected by the next exchange rate change. Thus, he or she expects $(1 - \psi) \cdot 100\%$ of the misalignment to prevail, of which $\psi(1 - \psi) \cdot 100\%$ will be corrected by the subsequent exchange rate change and so on. Thus, the expected exchange rate change $s_{t+N} - s_t$ conditional on the fundamentalist forecasting rule is nothing else as the sum over all one period forecasts. Again, by applying the formula for the finite geometric series equation (4) can be derived. Note, that for $N = 1$ this rule collapses to the conventional one period fundamentalist rule. Furthermore,

⁸See [Engel, C. and J. Hamilton (2000)] for an empirical analysis of long swings in exchange rates.

note that we did not add random disturbances to the longer term trading rules. The reason is that we assume longer term trading rules to be more robust compared to one period rules.

2.2 Price Adjustment

[Westerhoff, F. (2008a)] assumes following [Farmer, D. and S. Joshi (2002)] a price impact function which can be interpreted as a stylized description of a risk-neutral market maker. Following [Westerhoff, F. (2008a)], this market maker mediates transactions out of equilibrium and adjusts prices in response to excess demand. More precisely, the market maker will rise the exchange rate if excess demand for foreign currency is positive, while he will lower the exchange rate in response to negative market demand D_t

$$s_{t+1} = s_t + \beta D_t + \varepsilon_t, \text{ where } \varepsilon_t \sim \mathcal{N}(0, \sigma_\varepsilon^2). \quad (5)$$

Market demand D_t is defined as the sum of orders of fundamentalist traders and chartist traders weighted by their pertinent population weights w_t^{SC} , w_t^{SF} , w_t^{LC} and w_t^{LF}

$$D_t = w_t^{SC} d_t^{SC} + w_t^{SF} d_t^{SF} + w_t^{LC} d_t^{LC} + w_t^{LF} d_t^{LF}. \quad (6)$$

[Westerhoff, F. (2008a)] adds the random disturbance ε_t to the market maker's price adjustment rule, because it only represents a simple representation of real markets. From equations (5) and (6) can be inferred that the orders of the four trader groups as well as their population fractions determine exchange rate dynamics in a nonlinear way.

2.3 Evolution of Trading Rules

In [Westerhoff, F. (2008a)] traders have three alternatives. They can either be a fundamentalist trader or a chartist trader. The third possibility for traders is to stay inactive. In our version of this model traders have two additional alternatives. They can either be a longer term chartist or a longer term fundamentalist. Following [Brock, W. and C. Hommes (1998)], [DeGrauwe, P. and M. Grimaldi (2006)] and [Westerhoff, F. (2008a)] the selection of one of these five alternatives depends on the strategies' past performances. The rationale behind this is an evolutionary mechanism in which more agents prefer to follow the trading rule which was most profitable in the past. Note, that this mechanism does not model herding behavior explicitly because there is no social interaction. For herding models see [Lux, T. and M. Marchesi (2000)] and [Lux, T. (2009b)]. Inspired by [Westerhoff, F. (2008a)] we assume the following fitness functions for short-term fundamentalist and short-term chartists

$$\begin{aligned} A_t^{SC} &= (\exp\{s_t\} - \exp\{s_{t-1}\})d_{t-2}^{SC} - \tau(\exp\{s_t\} + \exp\{s_{t-1}\})|d_{t-2}^{SC}| + \theta A_{t-1}^{SC} \quad (7) \\ A_t^{SF} &= (\exp\{s_t\} - \exp\{s_{t-1}\})d_{t-2}^{SF} - \tau(\exp\{s_t\} + \exp\{s_{t-1}\})|d_{t-2}^{SF}| + \theta A_{t-1}^{SF} \quad (8) \end{aligned}$$

The first term of the performance measures A_t^{SC} and A_t^{SF} is the return the agent got by investing in foreign currency by placing his or her order d_{t-2}^{SC} or d_{t-2}^{SF} to the market maker. Here, [Westerhoff, F. (2008a)] assumes that traders submit orders in period $t - 2$, which are executed at period $t - 1$. If a pertinent trading rule is profitable or not thus depends on the realized price in period t . The second term is the transaction cost the trader has to pay when executing orders. If the traders buys (sells) foreign currency at the price s_{t-1} he or she has to pay a tax amount of $\tau \exp\{s_{t-1}\}|d_{t-2}|$ on this transaction, where τ is the transaction tax rate. The traders only realizes a profit if he or she sells (buys) the currency back at the price s_t . Again, a tax will be levied on this transaction with the tax amount $\tau \exp\{s_t\}|d_{t-2}|$. Thus, [Westerhoff, F. (2008a)] assumes a round trip where the investors have to pay the transaction tax twice. The parameter θ is a memory parameter. Thus, the last term measures how quickly profits are discounted for strategy selection. If θ is high, then past profits generated by this trading rule will be considered in todays strategy selection, while for $\theta = 0$ past profits do not play any role for todays strategy selection. For $d = 1$ all past profits will play a role for todays selection. The fitness measures for the longer term trading strategies A_t^{LC} and A_t^{LF} are

$$\begin{aligned} A_t^{LC} &= (\exp\{s_t\} - \exp\{s_{t-N}\})d_{t-N-1}^{LC}/N - \tau(\exp\{s_t\} + \exp\{s_{t-N}\})|d_{t-N-1}^{LC}|/N + \theta A_t^{LC} \\ A_t^{LF} &= (\exp\{s_t\} - \exp\{s_{t-N}\})d_{t-N-1}^{LF}/N - \tau(\exp\{s_t\} + \exp\{s_{t-N}\})|d_{t-N-1}^{LF}|/N + \theta A_t^{LF} \end{aligned} \quad (9)$$

Following [Demary, M. (2008)], we divide the profit generated by the multi-period investment through the investment horizon N . Thus, we measure the profit per day. This assumption is necessary in order to have a fair comparison between short-term trading strategies and longer term strategies. Following [Westerhoff, F. (2008a)] the profit of being inactive for one period is zero. Following [Brock, W. and C. Hommes (1998)] and [Westerhoff, F. (2008a)] the population fractions of agents are given by the discrete choice model proposed by [Manski, C. and D. McFadden (1981)]

$$w_t^{SC} = \frac{\exp\{\gamma A_t^{SC}\}}{1 + \exp\{\gamma A_t^{SC}\} + \exp\{\gamma A_t^{SF}\} + \exp\{\gamma A_t^{LC}\} + \exp\{\gamma A_t^{LF}\}} \quad (11)$$

$$w_t^{SF} = \frac{\exp\{\gamma A_t^{SF}\}}{1 + \exp\{\gamma A_t^{SC}\} + \exp\{\gamma A_t^{SF}\} + \exp\{\gamma A_t^{LC}\} + \exp\{\gamma A_t^{LF}\}} \quad (12)$$

for short term traders,

$$w_t^{LC} = \frac{\exp\{\gamma A_t^{LC}\}}{1 + \exp\{\gamma A_t^{SC}\} + \exp\{\gamma A_t^{SF}\} + \exp\{\gamma A_t^{LC}\} + \exp\{\gamma A_t^{LF}\}} \quad (13)$$

$$w_t^{LF} = \frac{\exp\{\gamma A_t^{LF}\}}{1 + \exp\{\gamma A_t^{SC}\} + \exp\{\gamma A_t^{SF}\} + \exp\{\gamma A_t^{LC}\} + \exp\{\gamma A_t^{LF}\}} \quad (14)$$

for longer term traders, and finally

$$w_t^I = \frac{1}{1 + \exp\{\gamma A_t^{SC}\} + \exp\{\gamma A_t^{SF}\} + \exp\{\gamma A_t^{LC}\} + \exp\{\gamma A_t^{LF}\}} \quad (15)$$

for inactive traders, whose profits are zero by construction. Note that the higher the fitness of one particular strategy, the higher will be the percentage fraction of

agents, who use it. The parameter $\gamma \geq 0$ controls how sensitive traders react to a change in the fitness measure of their trading rule. The higher γ the more agents switch to the strategy with the highest fitness. For $\gamma = 0$ all trading strategies will be selected with equal probability, while for $\gamma = \infty$ all agents select the strategy with the highest performance.

Note that for $N = 1$ (all traders have the same investment horizon) our model collapses to the model of [Westerhoff, F. (2008a)].

3 Fundamental and Non-Fundamental Steady-States

In order to analyze the steady states of the model we have to set all shocks to zero and concentrate on the deterministic skeleton of the model. In order to be in steady state the restriction

$$(s_t, s_t^f, d_t^i, w_t^i, A_t^i) = (s_{t-1}, s_{t-1}^f, d_{t-1}^i, w_{t-1}^i, A_{t-1}^i) = (\bar{s}, \bar{s}^f, \bar{d}^i, \bar{w}^i, \bar{A}^i) \quad (16)$$

should hold ($i \in \{SF, LF, SC, LC, I\}$). Thus, all variables should be equal to their (fundamental) long run values and all dynamics should rest there. Under the restriction $s_t = s_{t-1} = \bar{s} = \bar{s}^f$ all fitness measures collapse to zero

$$\overline{A^{SC}} = \overline{A^{SF}} = \overline{A^{LC}} = \overline{A^{LF}} = 0 \quad (17)$$

leading to a uniform distribution in the popularity of all five trading rules

$$\overline{w^{SC}} = \overline{w^{SF}} = \overline{w^{LC}} = \overline{w^{LF}} = \overline{w^I} = 0.2. \quad (18)$$

Chartists' demand will be zero when the exchange rate remains constant

$$\overline{d^{SC}} = \overline{d^{LC}} = 0, \quad (19)$$

while the fundamentalists' demand will only be zero when the steady state exchange rate \bar{s} equals the fundamental exchange rate \bar{s}^f

$$\overline{d^{SF}} = \overline{d^{LF}} = 0. \quad (20)$$

Thus, the fundamental steady state is characterized by zero demands for foreign currency, zero profits and equal selection of possible trading rules. Note, that this result can often be found in heterogeneous traders models of this type (see [DeGrauwe, P. and M. Grimaldi (2006)]).

What remains is to analyze if it is possible that the exchange rate remains in a state \bar{s} , where it is different from the fundamental exchange rate $\bar{s} \neq \bar{s}^f$. If this is the case, the fundamentalist traders' demand is always positive in absolute value. These orders will push the exchange rate back to the fundamental value. It is only possible that the exchange rate remains in a non-fundamental equilibrium $\bar{s} \neq \bar{s}^f$ if no trader uses the fundamental trading rules, that means $\overline{w^{SF}} = \overline{w^{LF}} = 0$ (see [Grimaldi, M. (2004)]). In line with [Grimaldi, M. (2004)], any constant exchange rate can be an equilibrium if this condition is fulfilled. The reason is that there is no driving force that brings the exchange rate back to the fundamental equilibrium.

4 Calibration and Model Validation

In order use this artificial foreign exchange market as a computer laboratory for the analysis of regulatory policies we have to assume numerical values for the model's parameters first⁹. This set of used parameter values can be found in [Table 1](#). Most of the parameter values are taken from [[Westerhoff, F. \(2008a\)](#)]. According to him, parameters are chosen such that the model is able to match numbers and statistics of real world financial market data¹⁰. [[Westerhoff, F. \(2008a\)](#)] assumes both parameters to have the value 0.04. By following his suggestions short-term chartists expects a return of 0.04 percent for the next day in response to a return of 1 percent today and a cumulative return of 1.04 percent over the next 30 days. Fundamentalists, however, assume a return of 0.04 in response to a misalignment of 1 percent and a cumulative return of 0.71 over the next 30 days.

Table 1: Parameter Calibration

Parameter	Value	Interpretation
β	1.00	price adjustment
σ_s	0.01	non-fundamental news
σ_{s_f}	0.01	fundamental news
κ_c	0.04	chartists' reaction
σ_c	0.03	variety of chartist rules
κ_f	0.04	fundamentalists' reaction
σ_f	0.005	variety of fundamentalist rules
γ	800	intensity of choice
d	0.975	memory parameter
N	30	longer term investment horizon

Note: Most parameter values are based on [[Westerhoff, F. \(2008a\)](#)]. We set a higher value for the intensity of choice parameter γ . The longer term investment horizon is assumed to be 30 days.

[[Westerhoff, F. \(2008a\)](#)], [[Lux, T. and M. Marchesi \(2000\)](#)], [[Lux, T. \(2009b\)](#)] and [[Franke, R. and F. Westerhoff \(2009\)](#)] validate agent-based models by analyzing how good the model is able to reproduce stylized facts of empirical daily financial market data like uncorrelated raw returns, volatility clustering, long memory and fat tails of the return distribution. Thus, we analyze how numbers and statistics like distributional moments, autocorrelations and distributional shape parameters of our artificially generated computer laboratory data match numbers and statistics of data generated in the real world. If our models produces data whose properties are close

⁹All programming and computations were done using the free open source software R ([[R Development Core Team \(2009\)](#)]).

¹⁰Studies that estimate rather than calibrate these models are [[Gilli, M. and P. Winker \(2003\)](#)], [[Westerhoff, F. and S. Reitz \(2003\)](#)], [[Lux, T. \(2006\)](#)], [[Alfarano, S., T. Lux and F. Wager \(2005\)](#)], [[Boswijk, P., C. Hommes and S. Manzan \(2007\)](#)], [[Winker, P., M. Gilli and V. Jeleskovic \(2007\)](#)], [[Manzan, S. and F. Westerhoff \(2007\)](#)] and [[Ghongadze, J. and T. Lux \(2009\)](#)]. These studies suggest to that the chartist and fundamentalist reaction parameters κ^c and κ^f lie between 0 and 0.1 for daily data.

to those of real world data, than we are - as proposed by [Lux, T. (2009b)] - able to perform an economic policy analysis which is close to reality. The economic policy analysis can be done by running the simulations for a given seed of random variables (!) but for different values of the policy parameter. More general results can be achieved by calculating average statistics over several simulation runs. These results can be interpreted as cross-section averages over several artificial financial markets.

Following [Westerhoff, F. (2008a)] and [Lux, T. (2009b)] we use the following validation criteria (Lux-Westerhoff criteria hereafter):

- (i) *the model should generate bubbles and crashes,*
- (ii) *asset prices should be more volatile than their fundamental values (excess volatility),*
- (iii) *the return distribution should deviate from the normal distribution (excess kurtosis),*
- (iv) *absence of autocorrelations in raw returns (non-predictability of daily returns),*
- (v) *hyperbolically decaying autocorrelations of absolute returns (volatility clustering).*

Table 2: Summary Statistics: Baseline Simulation versus Empirical Data

	MODEL	USD-EURO	YEN-USD	GBP-USD	USD-AusD
<i>mean</i>	0.000	0.000	0.000	0.000	0.000
<i>st. dev.</i>	0.015	0.007	0.007	0.006	0.009
<i>skewness</i>	0.000	0.179	-0.509	-0.330	-0.757
<i>kurtosis</i>	6.963	5.560	6.885	9.315	17.009

NOTE: Mean, variance, skewness and kurtosis are calculated from the model generated exchange rate return data by using the parameters given in table Table 1. The exchange rate data for the US-Dollar to Euro, Yen to US-Dollar, Great Britain Pound to US-Dollar and US-Dollar to Australian Dollar are taken from the FRED2 database of the Federal Reserve Bank of St. Louis in daily frequency. The data series range from 1999-01-04 to 2009-10-09 and are available under the series-ID: DEXUSEU, DEXJPUS, DEXUSUK and DEXAUUS.

Figure 1 contains results of the baseline simulation of our artificial foreign exchange market. The baseline simulation is characterized by the absence of transaction taxes. Moreover, the fundamental exchange rate is assumed to stay constant. Thus, fundamental based trading rules are not affected by the risk that the fundamental rate will change in the future. Fundamental risks make arbitrage more risky ([Brunnermeier, M. (2001)]) and thereby limit arbitrage. As a result, the fundamental trading rules may become less profitable, because fundamental forecasting rules generate larger prediction errors. We will tackle the problem of fundamental risks in section 5.2 and abstain from these kinds of risk during the baseline simulation.

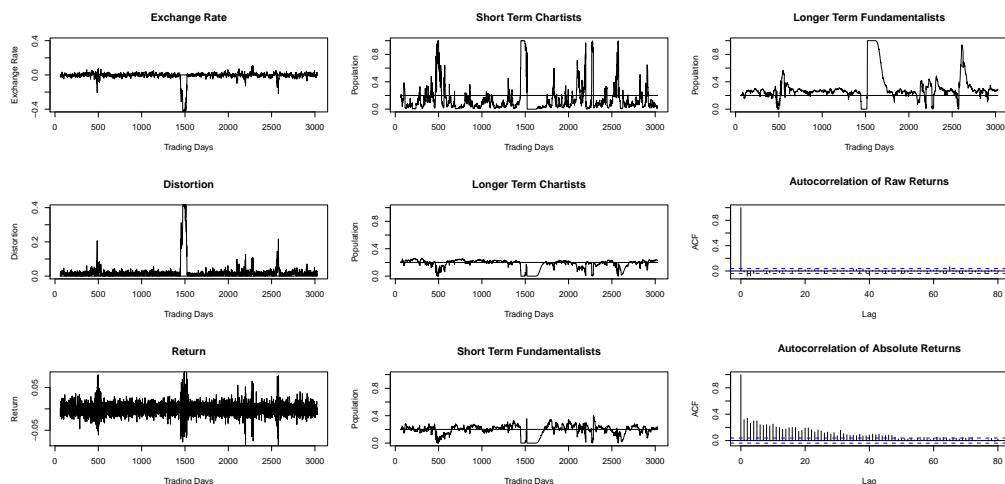


Figure 1: Simulation without Transaction Taxes

NOTE: Simulation of 3000 artificial trading days. The underlying parameter values are $\kappa_f = \kappa_c = 0.04$, $N = 30$, $\gamma = 800$, $d = 0.975$, $\sigma_f = 0.005$, $\sigma_c = 0.03$ and $\sigma_s = 0.01$. The fundamental value is normalized to zero. Distortion is measured as the absolute value of the deviation of the exchange rate from its fundamental value.

From Figure 1 we can infer that most of the chartist traders prefer to be short term traders, while fundamental traders prefer the longer term investment horizon. This results is in line with the argument of [Keynes, J. M. (1936)] and [Tobin, J. (1978)] that short-term traders are destabilizing, while longer term traders are stabilizing. Moreover, this result is also in line with the empirical evidence from questionnaire studies like [Taylor, M. and H. Allen (1992)]. There are periods with sharp increases in the number of short term chartist traders. These periods correspond to periods with high volatility and large misalignments in the exchange rate. Thus, short term chartists lead to additional risks. These periods of high volatility are followed by periods with a low volatility and a high popularity of the longer term fundamentalists trading strategy. Raw returns display two small negative autocorrelations. These mean reverting dynamics may result from the dominance of longer term fundamental traders who trade large orders against the mispricing. The autocorrelation function of absolute returns shows slowly decaying serial correlations in the magnitude of returns which corresponds to the persistent phases of high and low volatility in the artificial return data. Summing up, the model is able to generate bubbles and crashes which can be inferred from the time series plot of misalignments (Figure 1). Moreover, it is able to generate non-predictable returns, which can be inferred from the small serial correlations in the artificial exchange rate returns. Furthermore, the model is able to generate volatility clustering. This, can be inferred by just eyeballing the time series of returns or more elaborate by the slowly decaying serial correlations in absolute returns. Moreover, within the model a return distribution emerges which is characterized by excess kurtosis. As can be inferred from Table 2, the model is able to generate statistics, which are in line with the statistical prop-

erties of the Yen, Euro, the Great Britain Pound and the Australian Dollar versus US-Dollar daily exchange rate data. Note, that empirical data as well as data generated by our artificial foreign exchange market are characterized by zero means, standard deviations in the range of 0.006 to 0.015 and a kurtosis measures that ranges from 5.6 to 17.0. Thus, our model for daily exchange rate fluctuations can be regarded as validated by the Lux-Westerhoff criteria ([Westerhoff, F. (2008a)], [Lux, T. (2009b)]). Moreover, we can conclude that all stylized facts remain under the introduction of longer term traders.

5 The Effectiveness of Transaction Taxes

[Lux, T. (2009b)] and [Westerhoff, F. (2008a)] suggest to use agent-based models as computer laboratories for performing economic policy experiments which are prohibitively costly to perform in real world markets. The reason is that a policy experiment in reality has direct consequences for people and moreover the policy maker can only experiment once under the same conditions. More precisely, varying the policy instrument under the same conditions is not possible in reality because the first trial of the experiment has changed people's endowments and people change their expectations about the future. In an agent-based artificial economy, however, we are able to repeat policy experiments under the same conditions but it is possible to vary one or more parameters. [Westerhoff, F. (2008a)] refers to the following advantages of agent-based modelling over traditional theorizing, human subject experiments and empirical case studies:

- (i) We are able to generate as much data points as needed for our policy analysis. When analyzing empirical data, doing case studies or performing human subject experiments the researcher has only access to a limited data set ([Westerhoff, F. (2008a)]). In our agent-based policy analysis we generate following [Westerhoff, F. (2008a)] a time series of 5000 data points, which corresponds to a time horizon of 20 years since the model is calibrated to daily data. Moreover, we simulate 100 time series of 5000 trading days and take averages over all numbers and statistics. The advantage of this procedure is that our results do not only depend on one certain seed of random variables. One can interpret the generated sample as a panel of 100 foreign exchange markets.
- (ii) [Westerhoff, F. (2008a)] notes that the second advantage of agent-based modelling is that we are able to measure all variables precisely during our policy analysis. In reality we do not observe a fundamental value. Instead, we have to rely on an estimated value or a proxy variable for the fundamental value, which depends on a certain economic model. Moreover, in reality it is very costly to get real time data about the used trading strategies of traders or their profits generated by these trading strategies. Within an agent-based experiment we are able to measure all these parameters of our artificial traders.
- (iii) We are able to control for exogenous shocks. Within our simulation we introduce three types of exogenous events. These are random deviations from

the market makers price adjustment rule, and random deviations from the chartists' and fundamentalists' trading rules. Following [Westerhoff, F. (2008a)] these random disturbances should represent the dozens of real world trading strategies which are not explicitly considered in our model. Other exogenous events like a large drop in the fundamental value (e.g. a big recession) are not introduced. Thus, we analyze the effectiveness of the currency transaction tax during "normal" trading days.

(iv) We perform the simulations under the same conditions (the same seed of random variables), but with different values of the policy instrument. In this way we are able to get an inference on how the policy instrument changes properties - measured by numbers and statistics - of our artificial market. [Westerhoff, F. (2003)] and [Westerhoff, F. (2008a)] suggests the following evaluation criteria

(a) volatility, defined as the average absolute change in the exchange rate

$$\text{Vol} = \frac{1}{T} \sum_{t=1}^T |s_t - s_{t-1}|, \quad (21)$$

and

(b) distortion

$$\text{Dis} = \frac{1}{T} \sum_{t=1}^T |s_t^f - s_t|, \quad (22)$$

which is defined as the average absolute deviation of the exchange rate s_t from its fundamental value s_t^f .

Moreover, [Demary, M. (2008)] and [Westerhoff, F. (2008a)] suggest to analyze the change the average percentage fraction of used trading rules as a measure of traders' behavior, which will change in response to policy changes, while [Demary, M. (2008)] suggests also to analyze the change in the kurtosis of the exchange rate returns

$$\text{Kurt} = \frac{\frac{1}{T} \sum_{t=1}^T (s_t - s_{t-1})^4}{\left(\frac{1}{T} \sum_{t=1}^T (s_t - s_{t-1})^2\right)^2} \quad (23)$$

as a measure of catastrophic risks.

5.1 Simulations without Fundamental Risk

Figure 2 to 5 contains snapshots of 3000 trading days within our artificial foreign exchange market. Figure 2 is based on a tax rate of 0.1 percent on each currency transaction, while Figure 3 and Figure 4 are based on the tax rates 0.3 and 0.5 percent, while Figure 5 is based on a tax rate of 1 percent. From Figure 2 one can infer by just visual inspection that bubbles and crashes, volatility clusters and distortions

still prevail under a small transaction tax. Absolute returns are still characterized by persistent serial correlations. Similar to Figure 1 most of the traders prefer to be short-term chartist or longer term fundamentalist. Figure 3 shows a simulation run of our artificial foreign exchange market under a transaction tax rate of 0.3 percent. What can be seen is that short-term chartism now has the lowest popularity. The reason is that taxation makes this trading rule too expensive. The large fluctuations and amplitudes in short term chartist and longer term fundamentalists population fractions are now absent. As a result, the occurrence of spectacular bubbles and crashes also diminishes, as can be inferred from the time series plot of distortions. Moreover, taxation reduces the autocorrelation of absolute returns. Thus, volatility clusters are absent under this tax rate. From Figure 4 and Figure 5 can be inferred that taxation of financial transactions smoothes the fluctuations in the popularity of trading rules. However, it seems that the highest stabilizing impact is achieved by increasing the tax rate from 0 to 0.1 percent.

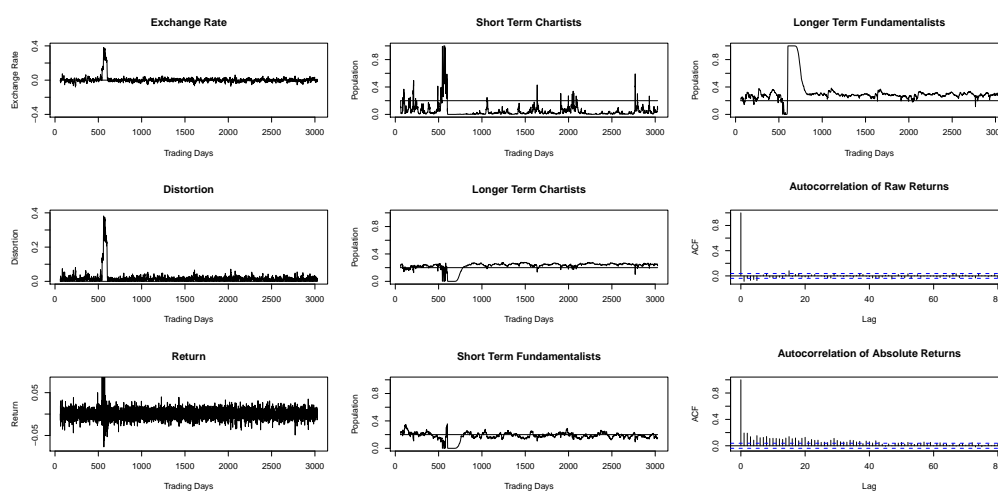


Figure 2: Simulation with a 0.1 Percent Transaction Tax Rate

NOTE: Simulation of 3000 artificial trading days. The underlying parameter values are $\kappa_f = \kappa_c = 0.04$, $N = 30$, $\gamma = 800$, $d = 0.975$, $\sigma_f = 0.01$, $\sigma_c = 0.03$ and $\sigma_s = 0.01$. The fundamental value is normalized to zero. The transaction tax rate is 0.1 percent. Distortion is measured as the absolute value of the deviation of the exchange rate from its fundamental value.

Figure 6 contains summarized results of our policy experiments for small transaction taxes between 0 and 1 percent. Each reported number is the average over 5000 artificial trading days and 100 artificial markets. The simulations for different tax rates are based on the same seed of random variables. The tax rate is varied from 0 (the baseline case) in 0.1 percent steps and measured by the x-axis of the plot. As one can see, taxation of foreign currency transactions with small tax rates does not change the average returns on holding foreign currency. However, it decreases the volatility of exchange rate returns and the distortion of the market (the average misalignment). Thus, the transaction tax helps to decrease price volatility and brings the exchange rate on average closer to its fundamental value. However,

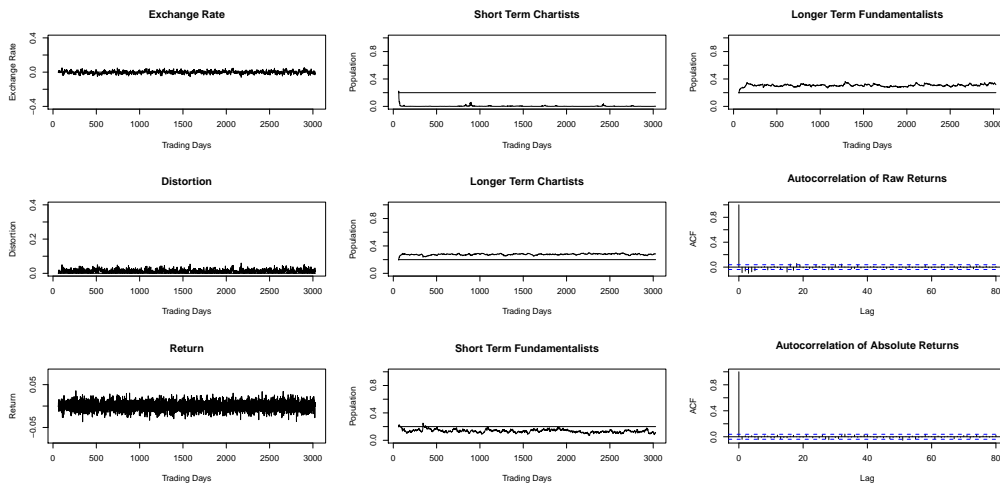


Figure 3: Simulation with a 0.3 Percent Transaction Tax Rate

NOTE: Simulation of 3000 artificial trading days. The underlying parameter values are $\kappa_f = \kappa_c = 0.04$, $N = 30$, $\gamma = 800$, $d = 0.975$, $\sigma_f = 0.01$, $\sigma_c = 0.03$ and $\sigma_s = 0.01$. The fundamental value is normalized to zero. The transaction tax rate is 0.3 percent. Distortion is measured as the absolute value of the deviation of the exchange rate from its fundamental value.

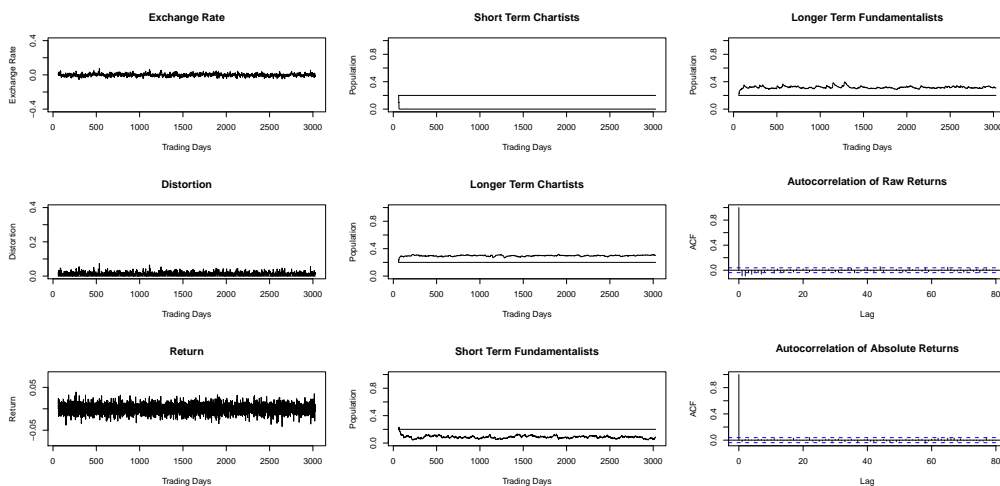


Figure 4: Simulation with a 0.5 Percent Transaction Tax Rate

NOTE: The numbers and statistics of this figure are based on 3000 artificial trading days. The underlying parameter values are $\kappa_f = \kappa_c = 0.04$, $N = 30$, $\gamma = 800$, $d = 0.975$, $\sigma_f = 0.01$, $\sigma_c = 0.03$ and $\sigma_s = 0.01$. The fundamental value is normalized to zero. The transaction tax rate is 0.5 percent. Distortion is measured as the absolute value of the deviation of the exchange rate from its fundamental value.

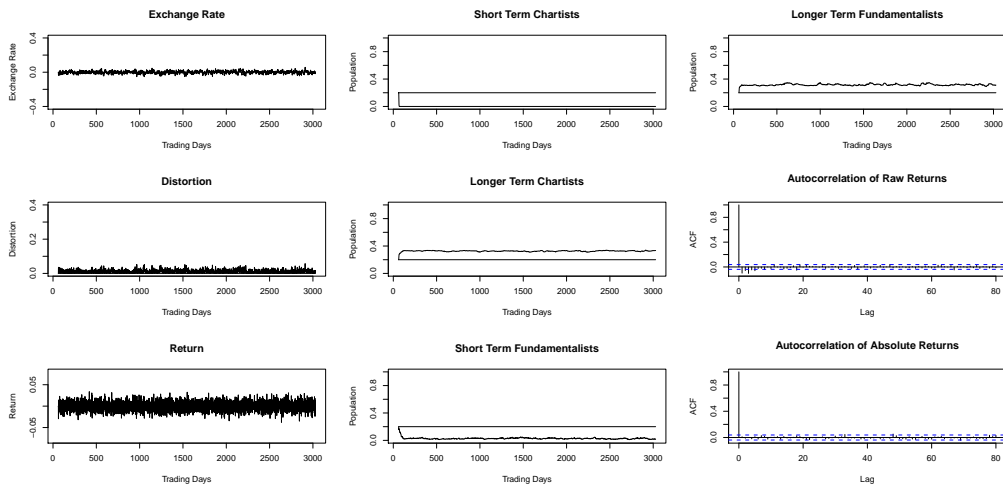


Figure 5: Simulation with a 1 Percent Transaction Tax

NOTE: Simulation of 3000 artificial trading days. The underlying parameter values are $\kappa_f = \kappa_c = 0.04$, $N = 30$, $\gamma = 800$, $d = 0.975$, $\sigma_f = 0.01$, $\sigma_c = 0.03$ and $\sigma_s = 0.02$. The fundamental value is normalized to zero. The transaction tax rate is 1 percent. Distortion is measured as the absolute value of the deviation of the exchange rate from its fundamental value.

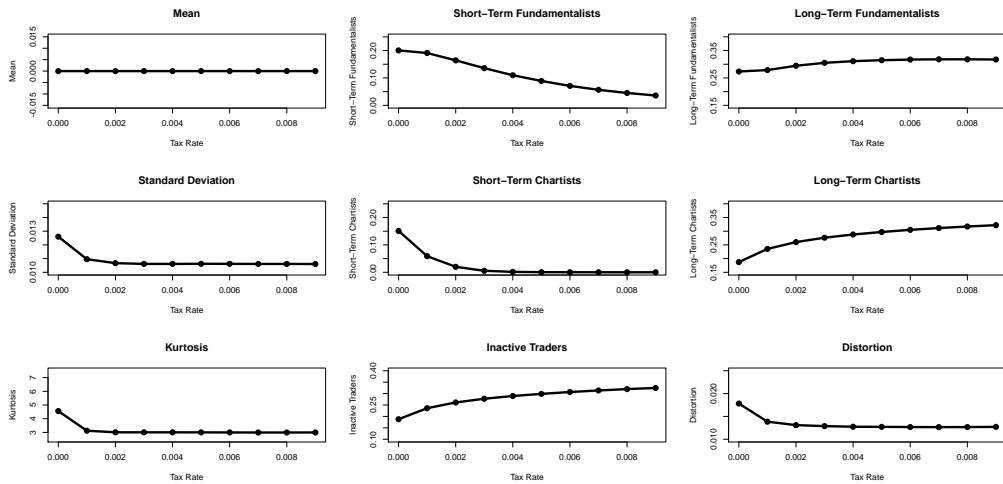


Figure 6: The Effectiveness of Small Currency Transaction Taxes

NOTE: The numbers and statistics of this figure are averages over 5000 artificial trading days over 100 artificial markets. They can be interpreted as averages over time and markets. Note that all simulations for different values of the transaction tax rate are based on the same seed of random variables. The underlying parameter values are $\kappa_f = \kappa_c = 0.04$, $N = 30$, $\gamma = 800$, $d = 0.975$, $\sigma_f = 0.005$, $\sigma_c = 0.03$ and $\sigma_s = 0.01$. The fundamental value is normalized to zero. Distortion is defined as the average absolute deviation of the exchange rate from its fundamental value.

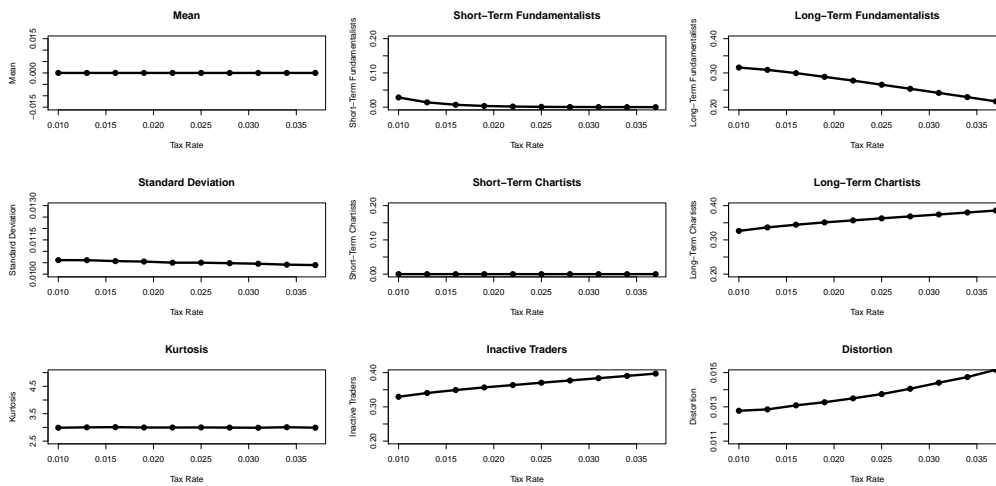


Figure 7: The Effectiveness of Higher Currency Transaction Taxes

NOTE: The numbers and statistics of this figure are averages 5000 artificial trading days over 100 artificial markets. They can be interpreted as averages over time and markets. Note that all simulations for different values of the transaction tax rate are based on the same seed of random variables. The underlying parameter values are $\kappa_f = \kappa_c = 0.04$, $N = 30$, $\gamma = 800$, $d = 0.975$, $\sigma_f = 0.005$, $\sigma_c = 0.03$ and $\sigma_s = 0.02$. The fundamental value is normalized to zero. Distortion is defined as the average absolute deviation of the exchange rate from its fundamental value.

the tax has no effect on the kurtosis of the exchange rate return distribution. The reason for this can be inferred from the change in the composition of used trading rules. The number of short-term chartists and short-term fundamentalists decreases to zero on average, while the number of longer-term chartists and longer-term fundamentalists is increasing. Moreover, the number of inactive traders is increasing because some short-term traders decide not to trade because the transaction costs are higher than the returns of trading in the foreign exchange market. This is also the reason why the kurtosis of the exchange rate return distribution is not increasing. Suppose that all short-term traders switch to the longer-term trading strategies. This change in behavior will result in the fact that some traders place larger orders every 30 days instead of placing small orders every day. Because returns are proportional to market demand in our model, larger orders in a 30 days cycle lead to more frequent large returns and thus to a larger kurtosis of the return distribution. In the artificial foreign exchange market proposed by [Demary, M. (2008)] a lot of traders change from short-term trading to longer term trading instead of becoming inactive. Therefore, the kurtosis of the exchange rate distribution increases in his simulations, which means a higher probability of large positive and negative returns. In the model presented here, however, enough short-term traders decide not to trade instead of becoming longer-term traders, which leads to the observed negligible effect of transaction taxes on the extreme parts of the return distribution measured by the kurtosis.

Figure 7 contains summary results for tax rates between 1 and 4 percent. As

one can see, higher tax rates have no significant impact on the standard deviation and the kurtosis of the exchange rate returns. Within this interval for the tax rate the number of short-term chartists is zero, while the number of short-term fundamentalists declines to zero. For tax rates above 2.5 percent there are no short-term fundamentalists in the market. The number of inactive traders is monotonically increasing under these tax scenarios and lies between 30 and 40 percent. When the tax rate takes the value 4 percent, then 40 percent of the artificial traders decide not to trade. Moreover, it can be inferred that the number of longer term fundamentalists is decreasing under rising tax rates. While more than 30 percent of all traders use the longer term fundamentalist strategy for a tax rate of 1 percent, only 20 percent use this strategy for a tax rate of 4 percent. However, higher tax rates lead to a higher popularity of the longer term chartist trading rule. Under a 1 percent transaction tax approximately 30 percent of all traders use the longer term chartist rule, while approximately 40 percent use the chartist rule under a tax rate of 4 percent. The reason for the increasing popularity of the chartist rule is the following. Short term trading is prohibitively costly under these high tax rates. When there is no short-term trading, then high frequency fluctuations in the exchange rate are absent and longer lasting trends emerge. When there are longer lasting trends with less noise, then the longer term chartist forecasting technique becomes more precise and therefore more agents prefer to choose the chartist trading rule. Similar, longer term fundamentalist rules become more unprecise when the exchange rate exhibits longer lasting trends. As a result, which emerges from the changed composition of used trading rules, distortion is rising under higher tax rates. The reason is, that under higher tax rates chartist rules are more frequently used compared to fundamentalist trading rules. A similar result can also be found in [Westerhoff, F. (2003)]. Furthermore, it can be inferred from Figure 7, that higher tax rates do not have any significant impact on volatility because the number of short-term traders is zero. In contrast to [Demary, M. (2008)] higher tax rates do not have any impact on the kurtosis of the return distribution. As explained above, the kurtosis is increasing in his model because a lot of short-term traders decide to become longer term traders. This results in a higher frequency of larger orders which leads to a higher kurtosis of the return distribution. In this model, however, 40 percent of all traders decide not to trade instead of becoming longer term traders. Thus, higher tax rates have no significant impact on the kurtosis of the return distribution here.

5.2 Simulations under Fundamental Risk

In Figure 8 the fundamental exchange rate is assumed to follow a random walk $s_{t+1}^f = s_t^f + 0.01\varepsilon_{t+1}$, where ε_t is standard normally distributed fundamental news. When the fundamental rate follows a random walk, then the fundamental-based trading strategies becomes more risky. The reason is that fundamentalists can only assume that the exchange rate changes in order to correct to the fundamental rate s_t^f , because it is the best forecast of the uncertain future fundamental rate s_{t+N}^f . When there is a large fundamental innovation, then fundamentalists make a large prediction error. As a consequence, fundamentalists lose money which may result in

a higher popularity of chartist rules for the next period. [Brunnermeier, M. (2001)] notes that this fundamental risk limits arbitrage and in this way leads to persistent speculative bubbles. From Figure 8 can be inferred, that similar to the simulations without fundamental risk most of the chartist traders are short term traders, while most of the fundamentalists are long term traders. Again, periods with a clear dominance of chartist traders correspond to periods with large fluctuations in the exchange rate and large misalignments. These periods are followed by longer correction periods with a clear dominance of longer term fundamentalist traders. The emergent properties are again excess kurtosis of the return distribution and volatility clustering, which can be inferred from the slowly decaying autocorrelations of absolute returns. In contrast to the simulations without fundamental risk, raw returns seem to exhibit more persistent autocorrelations.

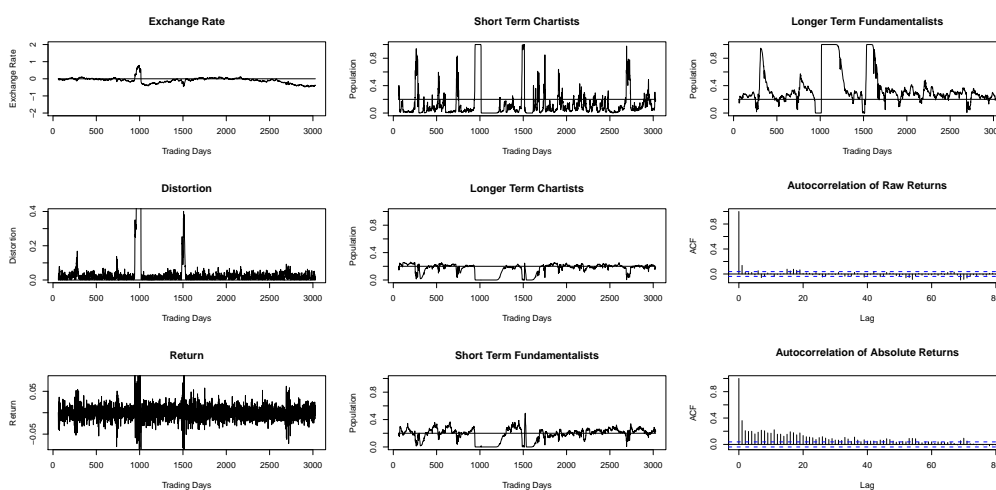


Figure 8: Simulation with Fundamental Risk and no Transaction Taxes

NOTE: Simulation of 3000 artificial trading days. The underlying parameter values are $\kappa_f = \kappa_c = 0.04$, $N = 30$, $\gamma = 800$, $d = 0.975$, $\sigma_f = 0.005$, $\sigma_c = 0.03$ and $\sigma_s = 0.02$. The fundamental value is normalized to zero. The transaction tax rate is 0 percent.

Figure 9 contains simulation results of our artificial foreign exchange market with fundamental risk in which a policy maker introduces a currency transaction tax rate of 0.5 percent. Under taxation short term chartism becomes unprofitable, thus, the number of traders who use this trading rule becomes zero over the whole simulation horizon. In reaction to missing chartists misalignment diminish, which is the reason for the diminishing periods with a clear dominance of longer term fundamental traders. Short term fundamentalism also becomes unprofitable, however, longer term chartism rises in popularity compared to the case without taxation. Emergent properties from this changed interaction are diminishing autocorrelations of raw returns and diminishing autocorrelations of absolute returns. Thus, under taxation volatility clusters diminish. Moreover, the misalignments decrease in amplitude.

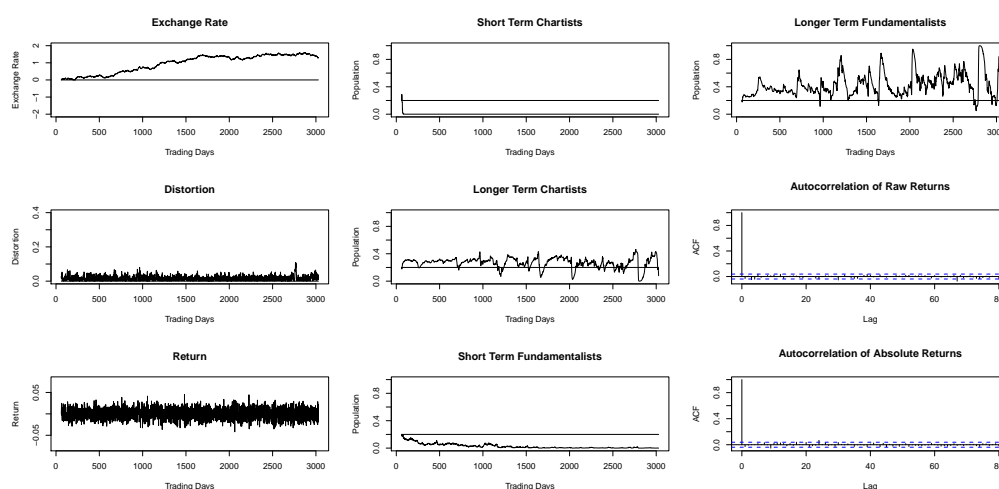


Figure 9: Simulation with Fundamental Risk and a 0.5 percent Transaction Tax

NOTE: Simulation of 3000 artificial trading days. The underlying parameter values are $\kappa_f = \kappa_c = 0.04$, $N = 30$, $\gamma = 800$, $d = 0.975$, $\sigma_f = 0.005$, $\sigma_c = 0.03$ and $\sigma_s = 0.02$. The fundamental value is normalized to zero. The transaction tax rate is 0.5 percent. Distortion is defined as the absolute deviation of the exchange rate from its fundamental value.

Figure 10 contains figures with summary statistics over 100 simulation runs of size 5000. These can be interpreted as statistics over a panel of 100 artificial markets and 5000 trading days. These summary statistics are plotted for different values of the currency transaction tax rate. Similar to other configurations taxation does not change average daily returns. The standard deviation of returns and the kurtosis of the return distribution are decreasing under taxation. The lower kurtosis measure is due to the diminishing volatility clusters under taxation. Taxation of round trips increases the costs of speculation. In response the number of inactive traders is increasing in the transaction tax rate. As already indicated in Figure 8, the number of short term fundamentalists and short term chartists are decreasing in the tax rate, while the number of longer term chartists and longer term fundamentalists is at least for small tax rates increasing. Note, that the response of longer term fundamentalist traders is hump-shaped again. For tax rates below 0.5 percent the number of longer term term fundamentalists is increasing, while fundamentalists decrease in number when transaction taxes are higher than 0.5 percent. However, the number of longer term chartist traders is monotonically increasing in the currency transaction tax rate. The rationale is the following. Under taxation the number of short-term traders decrease in magnitude, which leads to less short-term fluctuations in the exchange rate. Thus, longer lasting trends in the exchange rate emerge, which make the longer term chartist trading rule more profitable compared to the longer term fundamentalist rule. As can be inferred from Figure 11 misalignments increase for tax rates above 2 percent. This *u*-shaped response of misalignment are similar to

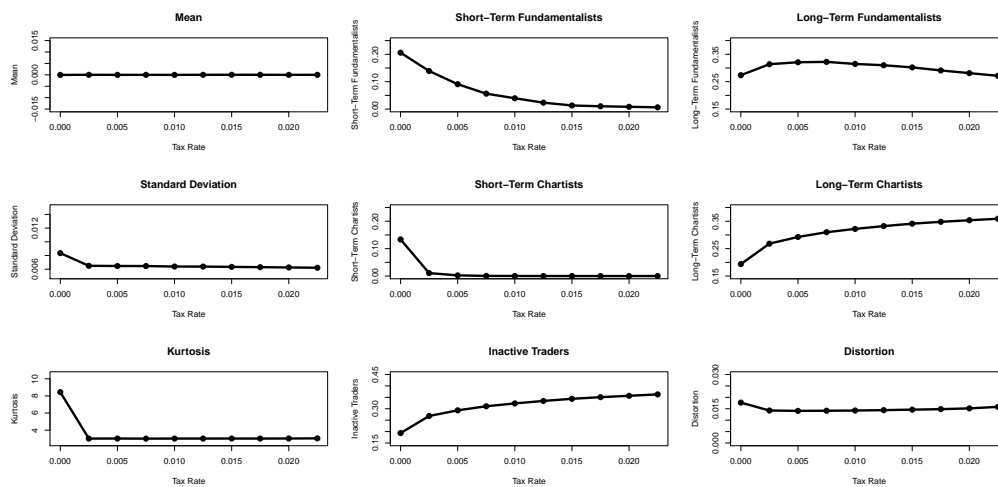


Figure 10: The Effectiveness of Small Transaction Taxes under Fundamental Risk

NOTE: The numbers and statistics of this figure are averages over 5000 artificial trading days over 100 artificial markets. They can be interpreted as averages over time and markets. Note that all simulations for different values of the transaction tax rate are based on the same seed of random variables. The underlying parameter values are $\kappa_f = \kappa_c = 0.04$, $N = 30$, $\gamma = 800$, $d = 0.975$, $\sigma_f = 0.005$, $\sigma_c = 0.03$ and $\sigma_s = 0.02$. Distortion is defined as the average absolute deviation of the exchange rate from its fundamental value.

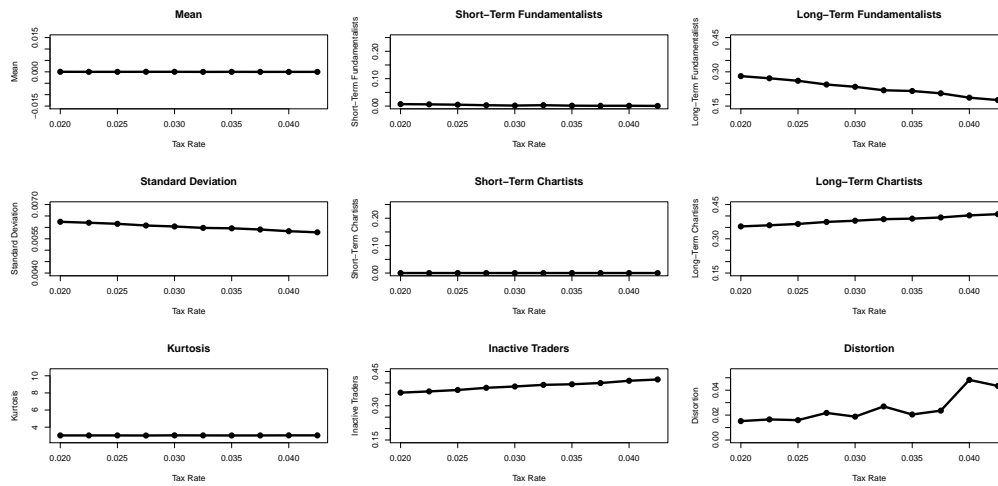


Figure 11: The Effectiveness of Higher Transaction Taxes under Fundamental Risk

NOTE: The numbers and statistics of this figure are averages over 5000 artificial trading days over 100 artificial markets. They can be interpreted as averages over time and markets. Note that all simulations for different values of the transaction tax rate are based on the same seed of random variables. The underlying parameter values are $\kappa_f = \kappa_c = 0.04$, $N = 30$, $\gamma = 800$, $d = 0.975$, $\sigma_f = 0.005$, $\sigma_c = 0.03$ and $\sigma_s = 0.01$. Distortion is defined as the average absolute deviation of the exchange rate from its fundamental value.

[Westerhoff, F. (2003)] due to the fact that the number of longer term chartists is increasing in the transaction tax rate, while the number of fundamentalists rises for small tax rates, while the popularity of this trading strategy decreases in number for higher tax rates.

6 Conclusion

Agent-based models with heterogeneous interacting agents are powerful tools for economic policy analysis. Their success in replicating stylized facts of financial markets data like bubbling and crashing asset prices, non-predictability of returns, excessively high volatilities of returns, excessively high probabilities of extreme large absolute returns and volatility clustering makes them preferable tools for analyzing regulations in financial markets. The empirical stylized facts emerge within agent-based models from the interaction of heterogeneous traders. By affecting the individual agents decisions by market regulations, these regulations have effects on emergent properties like the ones cited before which cannot simply be deduced by aggregating over individual agents.

Within this paper we introduced longer term traders as proposed by [Demary, M. (2008)] into the foreign exchange market model proposed by [Westerhoff, F. (2008a)]. Our first result is that the stylized facts of financial market data also emerge when longer term traders are introduced into these models. Because our model is able to reproduce stylized facts of financial market data, we regard it as validated by the Lux-Westerhoff criteria ([Lux, T. (2009b)] and [Westerhoff, F. (2008a)]). The success of this artificial foreign exchange market in replicating stylized facts of foreign exchange market data makes it a powerful tool for analyzing regulatory policies, like the introduction of currency transaction taxes here. In detail, we wanted to analyze the following proposition which is often heard from the proponents of financial market taxes and the public media in times of financial instability: *transaction taxes stabilize asset prices by crowding out short-term traders in favor of longer term investors*. The economic policy analysis leads to the following results. Small transaction taxes make short-term trading unprofitable. Therefore, the number of short-term fundamentalists and short-term chartists decreases to zero. One emergent property of this change in behavior are the diminishing volatility clusters. Moreover, volatility and distortions decrease under small transaction taxes. The reason for this result lies in the fact that under small transaction taxes the market is populated by a higher number of longer term fundamentalist traders compared to longer term chartist traders. However, when tax rates are too high, misalignments increase as also found in [Westerhoff, F. (2003)]. The reason for this *u*-shaped response of misalignments to increasing tax rates is caused by the changed composition of used trading rules. In his model tax rates above a certain threshold make fundamental trading unprofitable relative to trend-chasing trading. Within our artificial foreign exchange market a similar result emerges. Here, the longer term fundamentalist trading rule becomes unpopular under tax rates above a certain threshold, while the number of traders, who favor the longer term chartist trading rule increases. In contrast to [Keynes, J. M. (1936)] and [Tobin, J. (1978)] taxing financial markets is not *per se* stabilizing by making short-term trading unprofitable in favor of longer term trad-

ing. Our model shows that this result is not independent of the composition of the used trading rules in the financial market and not independent of the tax rate.

This model shows that taxing financial markets has complex effects caused by behavioral heterogeneity and interaction of agents and therefore policy makers should pay attention on recent research in the area of agent-based financial market models. Within a world in which heterogeneous agents interact the effects of currency transaction taxes are complex and their effects on markets emerge from the change in the composition of popular trading rules in the market. The stabilizing or destabilizing effects of regulatory policies thus emerge by changing the composition of used trading rules. This study and [Westerhoff, F. (2003)] come to the result that there is a threshold tax rate where transaction taxes becomes destabilizing. Because this threshold is not known in reality introducing a tax rate on financial transactions which is above this threshold may have destabilizing effects. Moreover, when a policy maker wants to set a tax rate below this threshold, he or she has to consider other transaction costs in the financial market. Therefore, the tax threshold might be lower in reality due to additional transaction costs. Furthermore, [Demary, M. (2008)] finds that the kurtosis of the return distribution may increase due to taxation because agents trade large orders instead of a sequence of smaller orders. This results may also emerge in similar agent-based financial market models, when it is more profitable for traders to change to longer term trading rules instead of deciding not to trade. Furthermore [Pelizzari, P. and F. Westerhoff (2007)] find that the effectiveness of transaction taxes depends on the underlying market microstructure. During phases of financial instability policy makers are often tempted to the introduction of financial market taxes. Recent research, like this study and the papers cited therein show, that changes in the composition in trading rules has important consequences for the effectiveness of financial market taxes. Therefore policy makers should be aware of setting the wrong tax rate. The Swedish experience with transaction taxes was caused by tax rates, which were simply set too high. Agent-based models may therefore give important insights into the working of financial market regulations.

References

- [Alfarano, S., T. Lux and F. Wager (2005)] , "Estimation of Agent-Based Models: The Case of an Asymmetric Herding Model", *Computational Economics*, Vol. 26, 19-49.
- [Aliber R., B. Chowdry and S. Yan (2005)] , "Some Evidence that a Tobin Tax on Foreign Exchange Transactions May Increase Volatility", *European Finance Review*, Vol. 7, 481-510.
- [Axelrod, R. and L. Tesfatsion (2006)] , "A Guide for Newcomers to Agent-Based Modelling in the Social Sciences", in: L. Tesfatsion and K. Judd (eds.), "Handbook of Computational Economics, Vol. 2: Agent-Based Computational Economics", North Holland, Amsterdam.
- [Bikhchandani, S., D. Hirshleifer and I. Welch (1992)] , "A Theory of Fads, Fashion, Custom and Cultural Change as Informational Cascades", *Journal of Political Economy*, Vol 100(5), 992-1026.
- [Bollerslev, T. (1986)] , "Generalized Autoregressive Heteroskedasticity", *Journal of Econometrics*, Vol. 31, 307-327.
- [Boswijk, P., C. Hommes and S. Manzan (2007)] , "Behavioral Heterogeneity in Stock Prices", *Journal of Economic Dynamics and Control*, Vol. 31, 1938-1970.
- [Brock, W. and C. Hommes (1998)] , "Heterogeneous Beliefs and Routes to Chaos in a Simple Asset Pricing Model", *Journal of Economic Dynamics and Control*, Vol. 22, 1235-1274.
- [Brunnermeier, M. (2008)] , "Bubbles", in: Durlauf, Steven and Lawrence Blume (eds.), "The New Palgrave Dictionary of Economics", 2nd Edition, Palgrave Macmillan, 2008.
- [Brunnermeier, M. (2001)] , "Asset Pricing under Asymmetric Information: Bubbles, Crashes, Technical Analysis and Herding", Oxford University Press, Oxford.
- [Chiarella, C. (1992)] , "The Dynamics of Speculative Behavior", *Annals of Operations Research*, Vol. 37, 101-123.
- [Chiarella, C. and X. He (2002)] , "An Adaptive Model of Asset Pricing and Wealth Dynamics with Heterogeneous Trading Strategies", *Computing in Economics and Finance*, Vol. 135, Society for Computational Economics.
- [Day, R. and W. Huang (1990)] , "Bulls, Bear and Market Sheep", *Journal of Economic Behavior and Organization*, Vol. 14, 299-329.
- [DeGrauwe, P. and M. Grimaldi (2006)] , "Exchange Rate Puzzles: A Tale of Switching Attractors", *European Economic Review*, Vol. 50, 1-33.

- [Cheung, Y.-W. and C. Wong (2000)] "[A Survey of Market Practitioners' Views on Exchange Rate Dynamics](#)", *Journal of International Economics*, Vol. 51(2), 401-419.
- [Cheung, Y.-W. and M. Chinn (2001)] "[Currency Traders and Exchange Rate Dynamics](#)", *Journal of International Money and Finance*, Vol. 20(4), 459-471.
- [Colander, D. (2009)] , "[The Macroeconomy in 2009: Financial Crises, Panics and Macroeconomic Policy](#)", Manuscript, Middlebury College, available under: <https://segue.middlebury.edu/sites/colander>, 7th October 2009.
- [DeLong, B., A. Shleifer, L. Summers and R. Waldman (1990)] , "[Noise Trader Risks in Financial Markets](#)", *Journal of Political Economy*, Vol. 98(4), 703-738.
- [Demary, M. (2008)] , "[Who Does a Currency Transaction Tax Harm More: Short-term Speculators or Long-term Investors?](#)", *Jahrbücher für Nationalökonomie und Statistik*, Vol. 228, 228-250.
- [Engel, C. and J. Hamilton (2000)] , "[Long Swings in the Dollar. Are They in the Data and Do the Markets Know It?](#)", *American Economic Review*, Vol. 80, 689-713.
- [Fama, E. (1970)] FAMA, EUGENE (1970), "[Efficient Capital Markets: A Review of Theory and Empirical Work](#)", *Journal of Finance*, Vol. 45, 383-417.
- [Farmer, D. and S. Joshi (2002)] , "[The Price Dynamics of Common Trading Strategies](#)", *Journal of Economic Behavior and Organization*, Vol. 49, 149-171.
- [Franke, R. and F. Westerhoff (2009)] , "[Validation of a Structural Stochastic Volatility Model of Asset Pricing](#)", Working Paper.
- [Garber, P. (1990)] , "[Famous First Bubbles](#)", *Journal of Economic Perspectives*, Vol. 4(2), 35-54.
- [Gehrig, T. and L. Menkhoff (2004)] "[The Use of Flow Analysis in Foreign Exchange: Exploratory Evidence](#)", *Journal of International Money and Finance*, Vol. 23(4), 573-594.
- [Gilli, M. and P. Winker (2003)] , "[A Global Optimization Heuristic for Estimating Agent-Based Models](#)", *Computational Statistics and Data Analysis*, Vol. 42, 299-312.
- [Ghongadze, J. and T. Lux (2009)] , "[Modelling the Dynamics of EU Economic Sentiment Indicators: An Interaction-Based Approach](#)", Kiel Working Papers No. 1482, Kiel Institute for the World Economy.
- [Grimaldi, M. (2004)] , "[The Exchange Rate, Heterogeneity of Agents and Bounded Rationality](#)", Dissertation, Katholieke Universiteit Leuven.
- [Haber, G. (2008)] , "[Monetary and Fiscal Policy Analysis With an Agent-Based Macroeconomic Model](#)", *Jahrbücher für Nationalökonomie und Statistik*, Vol. 228(2+3), 276-295.

- [Hau, H. (2006)] , "The Role of Transaction Costs for Financial Volatility: Evidence from the Paris Bourse", *Journal of the European Economic Association*, Vol. 4, 862-890.
- [Hommes, C. (2006)] , "Heterogeneous Agents Models in Economics and Finance", in: L. Tesfatsion and K. Judd (eds.), "Handbook of Computational Economics, Vol. 2: Agent-Based Computational Economics", North-Holland, Amsterdam, 1107-1186.
- [Jones, C. and P. Seguin (1997)] , "Transaction Costs and Price Volatility: Evidence from Commission Deregulation", *American Economic Review*, Vol. 87, 728-737.
- [Keynes, J. M. (1936)] , "The General Theory of Employment, Interest and Money", New York.
- [Kirman, A. (1991)] , "Epidemics of Opinion and Speculative Bubbles in Financial Markets", in: Taylor, M. (ed.), "Money and Financial Markets", Oxford, 354-386.
- [LeBaron, B. (1999)] , "Technical Trading Rule Profitability and Foreign Exchange Intervention", *Journal of International Economics*, Vol. 49, 125-143.
- [LeBaron, B. (2006)] , "Agent-Based Computational Finance", in: L. Tesfatsion and K. Judd (eds.), "Handbook of Computational Economics, Vol. 2: Agent-Based Computational Economics", North-Holland, Amsterdam, 1187-1233.
- [LeRoy, S. and R. Porter (1981)] , "The Present Value Relation: Tests Based on Implied Variance Bounds", *Econometrica*, Vol. 64, 555-574.
- [Lui, Y.-H. and D. Mole (1998)] , "The Use of Fundamental and Technical Analysis for Foreign Exchange Dealers: Hong Kong Evidence", *Journal of International Money and Finance*, Vol. 17, 535-545.
- [Lux, T. (1995)] , "Herd Behavior, Bubbles and Crashes", *Economic Journal*, Vol. 105, 881-896.
- [Lux, T. and M. Marchesi (1999)] , "Scaling and Criticality in a Stochastic Multi-Agent of a Financial Market", *Nature*, Vol. 397, 498-500.
- [Lux, T. and M. Marchesi (2000)] , "Volatility Clustering in Financial Markets: A Microsimulation of Interacting Agents", *International Journal of Finance and Economics*, Vol. 3, 675-702.
- [Lux, T. (2006)] , "Rational Forecasts or Social Opinion Dynamics? Identification of Interaction Effects in a Business Climate Survey", Manuscript, University of Kiel.
- [Lux, T. (2009a)] , "Applications of Statistical Physics in Finance and Economics", in: Rosser, J.B., Jr. (ed.)

- [Lux, T. (2009b)] , "Stochastic Behavioral Asset Pricing Models and the Stylized Facts", in: Hens, Thorsten and Klaus Schenk-Hoppé (eds.) "Handbook of Financial Markets: Dynamics and Evolution", North Holland: Amsterdam, 161-211.
- [Manski, C. and D. McFadden (1981)] , "Structural Analysis of Discrete Data with Econometric Applications", Cambridge.
- [Manzan, S. and F. Westerhoff (2007)] , "Heterogeneous Expectations, Exchange Rate Dynamics and Predictability", *Journal of Economic Behavior and Organization*, Vol. 64, 111-128.
- [Menkhoff, L. (1997)] , "Examining the Use of Technical Analysis", *International Journal of Finance and Economics*, Vol. 2, 307-318.
- [Menkhoff, L. and M. Taylor (2007)] "The Obstinate Passion of Foreign Exchange Professionals: Technical Analysis", *Journal of Economic Literature*, Vol. XLV (December), 936-972.
- [Oberlechner, T (2001)] "Importance of Technical and Fundamental Analysis in the European Foreign Exchange Market", *International Journal of Finance and Economics*, Vol. 6(1), 81-93.
- [Pelizzari, P. and F. Westerhoff (2007)] , "Some Effects of Transaction Taxes under Different Market Microstructures", *Quantitative Finance Research Center*, Research Paper 212.
- [R Development Core Team (2009)] , "R: A Language and Environment for Statistical Computing", R Foundation for Statistical Computing, Vienna, Austria, <http://www.R-project.org>.
- [Shiller, R. (1981)] , "Do Stock Prices Move too Much to be Justified by subsequent Changes in Dividends", *American Economic Review*, Vol. 71(3), 421-436.
- [Shiller, R. (2001)] , "Exuberant Reporting: Media and Misinformation in the Markets", *Harvard International Review*, Vol. 23(1), Spring.
- [Shiller, R. (2007)] , "Understanding Recent Trends in House Prices and Home Ownership", Paper presented at the Symposium "Housing, Housing Finance and Monetary Policy" of the Federal Reserve Bank of Kansas City in Jackson Hole, Wyoming, 31st August 2007.
- [Shleifer, A. and R. Vishny (1997)] , "The Limits to Arbitrage", *Journal of Finance*, Vol. 52(1), 35-55.
- [Taylor, M. and H. Allen (1992)] , "The Use of Technical Analysis in the Foreign Exchange Market", *Journal of International Money and Finance*, vol. 11, 304-314.
- [Thomson, E. (2007)] , "The Tulipmania: Fact or Artefact", *Public Choice*, Vol. 130(1-2), 99-114.

- [Tobin, J. (1978)] , "A Proposal for International Monetary Reform", *Eastern Economic Journal*, Vol. 4, 153-159.
- [Umlauf, S. (1993)] , "Transaction Taxes and the Behavior of the Swedish Stock Market", *Journal of Financial Economics*, Vol. 33, 227-240.
- [Weidlich, A. and D. Veit (2008)] , "Agent-Based Simulations for Electricity Market Regulation Advice: Procedures and An Example", *Jahrbücher für Nationalökonomie und Statistik*, Vol. 228 (2+3), 149-172.
- [Westerhoff, F. (2003)] , "Heterogeneous Traders and the Tobin Tax", *Journal of Evolutionary Economics*, Vol. 13, 53-70.
- [Westerhoff, F. (2003b)] , "Speculative Markets and the Effectiveness of Price Limits", *Journal of Economic Dynamics and Control*, Vol. 28, 493-508.
- [Westerhoff, F. (2001)] , "Speculative Behavior, Exchange Rate Volatility and Central Bank Interventions", *Central European Journal of Operations Research*, Vol. 9, 31-50.
- [Westerhoff, F. (2006)] , "Technical Analysis based on Price-Volume Signal and the Power of Trading Breaks", *International Journal of Theoretical and Applied Finance*, Vol. 9, 227-244.
- [Westerhoff, F. and C. Wieland (2004)] , "Spillover Dynamics of Central Bank Interventions", *German Economic Review*, Vol. 5, 435-450.
- [Westerhoff, F. and S. Reitz (2003)] , "Nonlinearities and Cyclical Behavior: The Role of Chartists and Fundamentalists", *Studies in Nonlinear Dynamics and Econometrics*, Vol. 7 (Issue 4, Article 3).
- [Westerhoff, F. and R. Dieci (2006)] , "The Effectiveness of Keynes-Tobin Transaction Taxes when Heterogeneous Agents Can Trade in Different Markets: A Behavioral Finance Approach", *Journal of Economic Dynamics and Control*, Vol. 30, 293-322.
- [Westerhoff, F. (2008a)] , "The Use of Agent-Based Financial Market Models to Test the Effectiveness of Regulatory Policies", *Jahrbücher für Nationalökonomie und Statistik*, Vol. 228, 195-227.
- [Westerhoff, F. (2008b)] , "Exchange Rate Dynamics: A Nonlinear Survey", in: Rosser, B. (ed.) *Handbook of Complexity Research*, Cheltenham.
- [Wieland, C. and F. Westerhoff (2005)] , "Exchange Rate Dynamics, Central Bank Interventions and Chaos Control Methods", *Journal of Economic Behavior and Organization*, Vol. 58, 117-132.
- [Winker, P., M. Gilli and V. Jeleskovic (2007)] , "An Objective Function for Simulation Based Inference on Exchange Rate Data", *Journal of Economic Interaction and Coordination*, Vol. 2, 125-145.

Please note:

You are most sincerely encouraged to participate in the open assessment of this discussion paper. You can do so by either recommending the paper or by posting your comments.

Please go to:

<http://www.economics-ejournal.org/economics/discussionpapers/2009-47>

The Editor