

Krämer-Eis, Helmut; Croce, Annalisa

Working Paper

EIF Private Equity Mid-Market Survey 2023: Market sentiment, scale-up financing and human capital

EIF Working Paper, No. 2023/95

Provided in Cooperation with:

European Investment Fund (EIF), Luxembourg

Suggested Citation: Krämer-Eis, Helmut; Croce, Annalisa (2023) : EIF Private Equity Mid-Market Survey 2023: Market sentiment, scale-up financing and human capital, EIF Working Paper, No. 2023/95, European Investment Fund (EIF), Luxembourg,
https://www.eif.org/news_centre/publications/EIF_Working_Paper_2023_95.htm

This Version is available at:

<https://hdl.handle.net/10419/287747>

Standard-Nutzungsbedingungen:

Die Dokumente auf EconStor dürfen zu eigenen wissenschaftlichen Zwecken und zum Privatgebrauch gespeichert und kopiert werden.

Sie dürfen die Dokumente nicht für öffentliche oder kommerzielle Zwecke vervielfältigen, öffentlich ausstellen, öffentlich zugänglich machen, vertreiben oder anderweitig nutzen.


Sofern die Verfasser die Dokumente unter Open-Content-Lizenzen (insbesondere CC-Lizenzen) zur Verfügung gestellt haben sollten, gelten abweichend von diesen Nutzungsbedingungen die in der dort genannten Lizenz gewährten Nutzungsrechte.

Terms of use:

Documents in EconStor may be saved and copied for your personal and scholarly purposes.


You are not to copy documents for public or commercial purposes, to exhibit the documents publicly, to make them publicly available on the internet, or to distribute or otherwise use the documents in public.

If the documents have been made available under an Open Content Licence (especially Creative Commons Licences), you may exercise further usage rights as specified in the indicated licence.



EIF Private Equity Mid-Market Survey 2023: Market sentiment, scale-up financing and human capital

Report leaders: Helmut Kraemer-Eis and Annalisa Croce



Disclaimer:

This Working Paper should not be referred to as representing the views of the European Investment Fund (EIF) or of the European Investment Bank Group (EIB Group). Any views expressed herein, including interpretation(s) of regulations, reflect the current views of the author(s), which do not necessarily correspond to the views of EIF or of the EIB Group. Views expressed herein may differ from views set out in other documents, including similar research papers, published by EIF or by the EIB Group. Contents of this Working Paper, including views expressed, are current at the date of publication set out above, and may change without notice. No representation or warranty, express or implied, is or will be made and no liability or responsibility is or will be accepted by EIF or by the EIB Group in respect of the accuracy or completeness of the information contained herein and any such liability is expressly disclaimed. Nothing in this Working Paper constitutes investment, legal, or tax advice, nor shall be relied upon as such advice. Specific professional advice should always be sought separately before taking any action based on this Working Paper. Reproduction, publication and reprint are subject to prior written authorisation.

Editor:

Helmut Kraemer-Eis,
Head of the EIF's Research & Market Analysis, Chief Economist

Contact:

European Investment Fund
37B, avenue J.F. Kennedy, L-2968 Luxembourg
Tel.: +352 248581 394
http://www.eif.org/news_centre/research/index.htm
Luxembourg, December 2023



*Scan above to
obtain a PDF
version of this
working paper*

Authors



Helmut Kraemer-Eis

Head of the EIF's Research & Market Analysis, EIF Chief Economist

Contact:

h.kraemer-eis@eif.org

Tel.: +352 248581 394



Antonia Botsari

Senior Research Officer in the EIF's Research & Market Analysis division.

Contact:

a.botsari@eif.org

Tel.: +352 248581 546



Frank Lang

Senior Manager in the EIF's Research & Market Analysis division.

Contact:

f.lang@eif.org

Tel.: +352 248581 278



Clarissa Hahn

is Trainee in the EIF's Research & Market Analysis division.

Contact:

c.hahn@eif.org

Tel.: +352 248581 603



POLITECNICO
MILANO 1863
SCHOOL OF MANAGEMENT

Politecnico di Milano

Prof. Dr. Annalisa Croce (annalisa.croce@polimi.it)

Prof. Dr. Massimiliano Guerini (massimiliano.guerini@polimi.it)

Dr. Andrea Odille Bosio (andreaodille.bosio@polimi.it)



Politecnico
di Torino

Politecnico di Torino

Prof. Dr. Elisa Ughetto (elisa.ughetto@polito.it)



ALMA MATER STUDIORUM
UNIVERSITÀ DI BOLOGNA

University of Bologna

Prof. Dr. Laura Toschi (laura.toschi@unibo.it)



Universidad Complutense de Madrid

Prof. Dr. José Martí Pellón (jmartipe@ccee.ucm.es)



University of Luxembourg (SnT)

Prof. Dr. Christian Fisch (christian.fisch@uni.lu)

We would like to thank the respondents to the EIF surveys. Without their support and valuable replies, this project would not have been possible. This paper benefited from comments and inputs by many EIF colleagues, for which we are very grateful; we would like to express particular thanks to Cindy Daniel and the EIF Research & Market Analysis colleagues. All errors are attributable to the authors.

Preface

Dear Reader,

The European private equity (PE) ecosystem is undoubtedly facing a challenging moment. Fund managers and investee companies have navigated through a continuum of various and very different crises, including the pandemic and its related economic fallout, the Russian war of aggression against Ukraine, the energy price shock, and the current period of high inflation and interest rates.

Each of these crises has left a distinctive mark on the PE market, typically initiating with a sharp decline in market sentiment and subsequently affecting market activity. However, there are indications that the market's resilience has strengthened compared to previous disruptions in past decades, such as the dotcom crisis in the early 2000s or the global financial and economic crisis starting in 2007. Unlike those periods, when PE fundraising and investments experienced substantial declines and prolonged subdued periods, the crises of the last three years have been characterised by smaller and shorter drops in market activity, immediately followed by robust upswing.

The present market environment, marked by tightening monetary and financial conditions, rising interest rates, and subdued economic activity, has persisted for an extended duration, contributing to a weakened fundraising and exit environment. Portfolio companies continue to grapple with significant challenges, particularly concerning escalating costs of production and labour. However, looking ahead, our new *EIF Private Equity Mid-Market Survey 2023* reveals some encouraging signs of a potential turnaround. While many indicators for the current situation have reached their lowest levels since the inception of our survey in 2020, expectations for the next 12 months have improved, especially regarding fundraising and exits.

Our survey respondents have also highlighted several longer-term structural challenges, particularly concerning access to human capital. These are elements that demand attention from policy makers.

EIF's Research & Market Analysis endeavours to support this process by enhancing the availability of information for **evidence-based policy interventions**, crucially needed during and in the aftermath of crises. Through two regular and anonymous equity surveys - the *EIF Private Equity Mid-Market Survey* and the *EIF VC Survey* - the *EIF's Research & Market Analysis team* provides **unique market insights**, typically on an annual basis.

The present study examines the current situation, recent developments, and expectations for the future. In this publication, the main results are summarised and compared over time. The respondents of the *EIF Private Equity Mid-Market Survey*, comprising PE mid-market fund managers investing in Europe, have disclosed compelling insights, offering a **distinctive snapshot of the developments and the market sentiment in 2023.**

I extend my gratitude to all contributors for this insightful participation in this project. To enhance readability, we are presenting a hybrid slide document instead of the traditional Working Paper style. I hope you find it enjoyable.

Kind regards,

Helmut Kraemer-Eis

EIF Chief Economist and Head
of Research & Market Analysis



Table of contents

1

*Executive
summary*

3

*Scale-up financing
& European
strategic autonomy*

6

*Information about
this study*

2

*Market
sentiment*

- General
- Investments
- Portfolio
- Exits
- Challenges
- Prospects

4

*Human capital and
PE firm characteristics*

7

Annex

5

*Concluding
remarks*

EIF PE MM Survey

1 | *Executive summary*

EIF Research & Market Analysis
Survey wave 2023

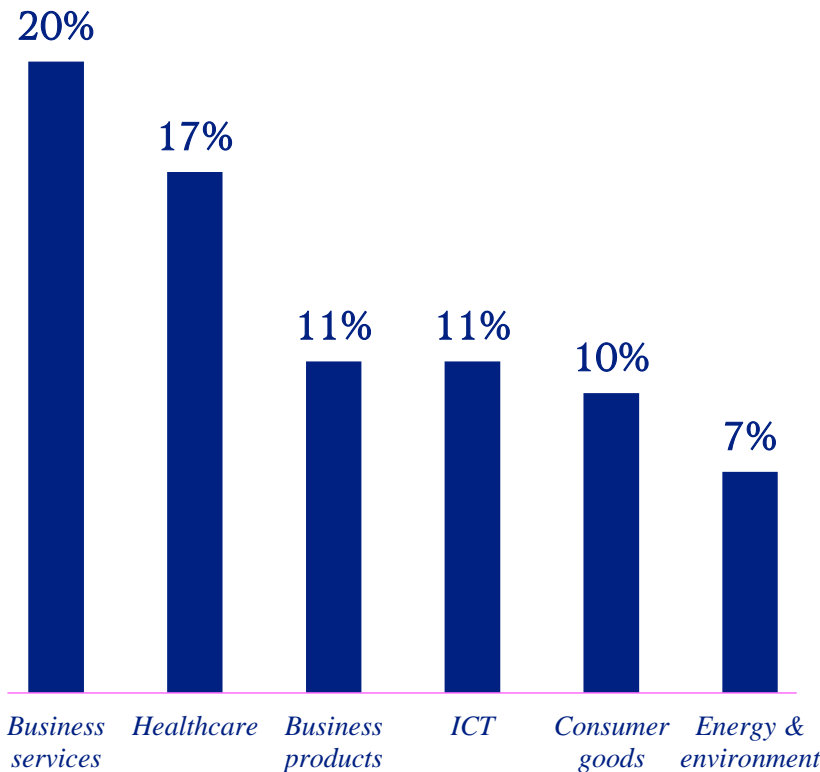


The EIF PE MM Survey

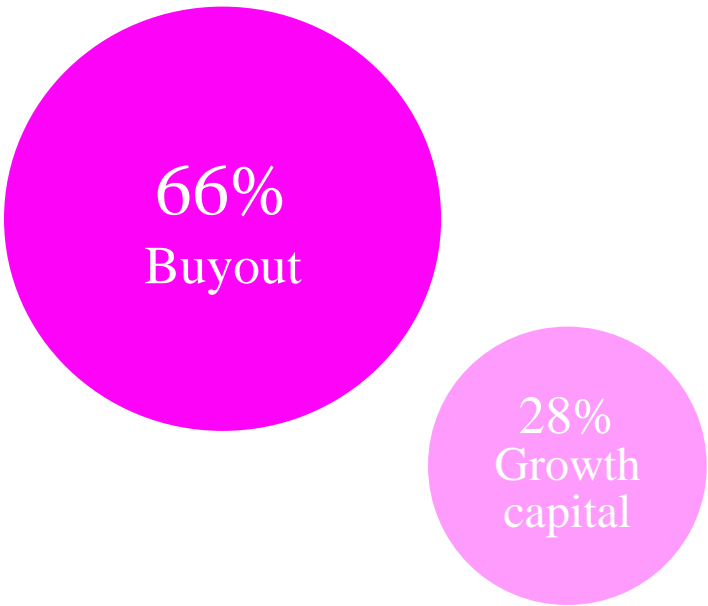
Number of respondents

199

Top sectors



Most important stage



Exceptional times require unique market insight

Evidence-based policy intervention to address challenges and opportunities

- The **EIF** concentrates on supporting the necessary private sector venture capital (VC) and Private Equity (PE) mid-market (MM) infrastructures to **address market gaps and challenges** as well as to **support opportunities** with the aim to further enhance the **attractiveness of the European VC and PE mid-market** as alternative asset classes.
- In order to improve the availability of information for **evidence-based policy interventions**, the EIF performs, on a regular basis, the *EIF Private Equity Mid-Market Survey* and the *EIF VC Survey*. In addition, the *EIF Business Angels Survey* was performed in 2019, 2020 and 2021/22. An *EIF Private Debt Survey* was performed in 2021. All surveys are conducted on an **anonymous basis**.
- The already large outreach of the EIF surveys, which are **coordinated by EIF's Research & Market Analysis (RMA)**, and the high relevance of the questionnaire topics for both market participants and policy makers have further increased through a cooperation with Invest Europe, in particular for the *EIF VC Survey*, from 2021 onwards.

The EIF surveys provide a unique source of information and insight

- The *EIF Private Equity Mid-Market Survey* (*EIF PE MM Survey*) and the *EIF VC Survey* provide the opportunity to retrieve **unique market insight**. To the best of our knowledge, the combined *EIF PE MM Survey* and *EIF VC Survey* currently represent the **largest regular survey exercise among GPs in Europe**.
- The 2023 wave of the *EIF PE MM Survey* and the *EIF VC Survey* focused on issues related to **market sentiment, scale-up financing, European strategic autonomy**, and the role of **human capital (particularly skills and diversity)** in European VC and PE mid-market. We look at the **current situation, developments in the recent past**, and **expectations for the future**. The present EIF Working Paper focuses on the topics of PE MM market sentiment, scale-up financing and human capital. The findings are also summarised and compared over time. Several additional survey-based publications are under preparation as well.
- The EIF survey results are published in the **EIF Working Paper series**: www.eif.org/research.

EIF PE MM Survey results: Key highlights

Most of the *EIF PE MM Survey* market sentiment indicators deteriorated further in 2023; but the expectations for the near future have improved

- PE MM fund managers' perception of the **current fundraising environment has dropped to a record-low** in the time series of the survey results, as gloomy perceptions were shared by almost 7 in 10 respondents. In addition, two out of the five biggest challenges in the PE MM business in 2023 are related to fundraising.
- While fund managers still reported, on balance, a higher **number of new investments**, the pace has **slowed down considerably**. The vast majority of respondents reported **no further increase in competition among investors** and a **decrease in transaction prices**. In line with this, the importance of high investee company valuations as a key challenge for fund managers' PE MM business has further declined.
- **Portfolio companies developed, on balance, in line with expectations**, and most respondents expect their portfolio development to improve in the near future. Although respondents anticipate **more insolvencies** than in the previous year, **access to external finance** of portfolio companies is still considered average or even better by a majority of respondents.
- Similar to previous years, **costs of production and labour is the biggest challenge for PE MM portfolio companies**, followed by recruiting skilled professionals and geopolitical uncertainty.
- **The exit environment has worsened significantly**, according to a large majority of respondents. The overall exit environment has also become more important among the key challenges for the PE MM business. The key challenge regarding the exit environment is general difficulties in finding potential buyers. Regarding **exit routes**, the relative importance of trade sales decreased in 2023, while the occurrence of insolvencies increased strongly.
- While many market sentiment indicators of the *EIF PE MM Survey* that cover the current situation deteriorated further compared to 2022, **expectations for the next 12 months have improved** for most of the reported categories.
- In the same vein, the confidence in the **long-term growth prospects** of the PE MM industry in the respondents' respective markets improved in 2023.
- **Policies to attract insurance companies and private pension funds** are the most frequently suggested measures to support the development of the PE mid-market industry.

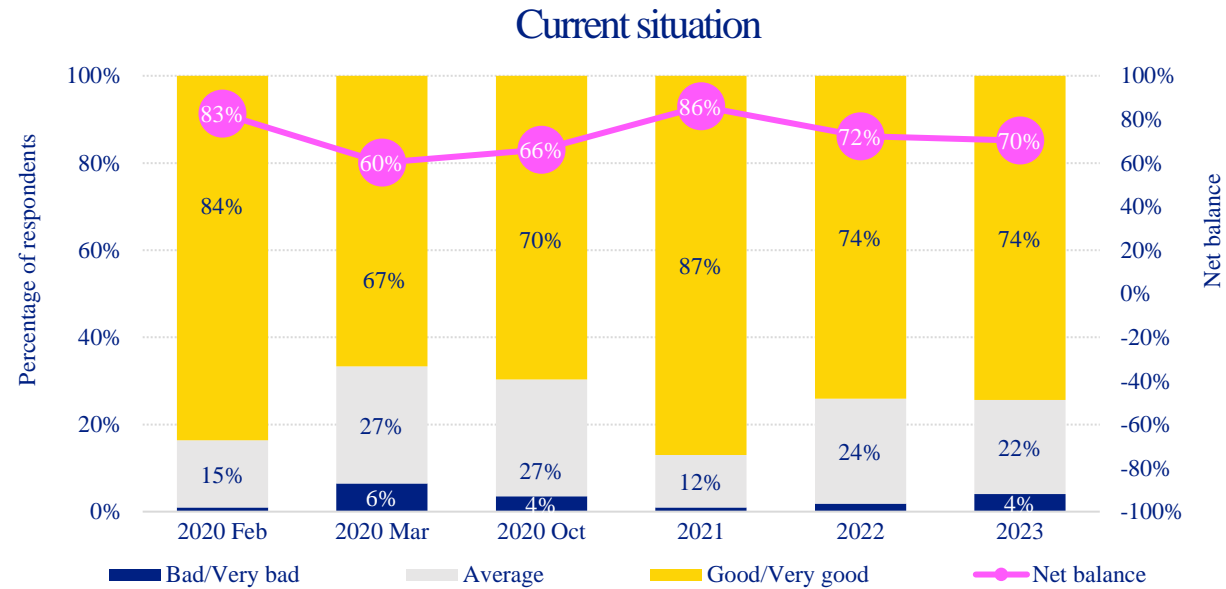
EIF PE MM Survey

2 | *Market sentiment*

EIF Research & Market Analysis
Survey wave 2023



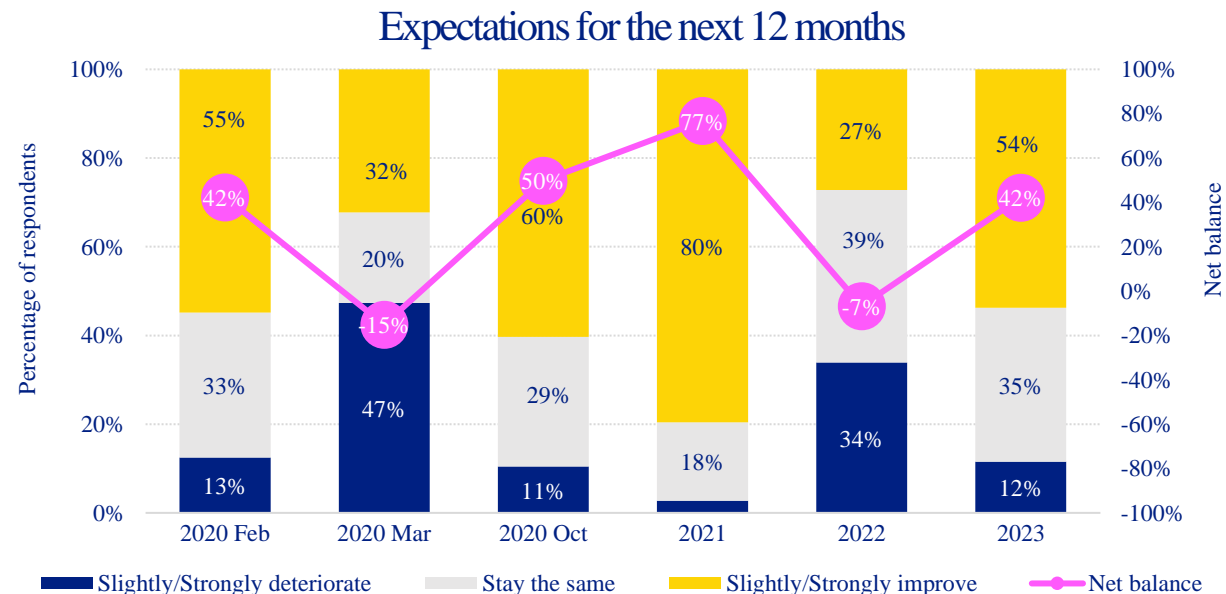
State of business



Respondents' perception of their state of business has remained positive; and the situation is expected to improve further.

- PE MM fund managers' **perception of their state of business has remained largely unchanged** in 2023 compared to 2022.
- The overall perception remains **positive**. Only a small fraction of respondents, 4%, view the current situation negatively.

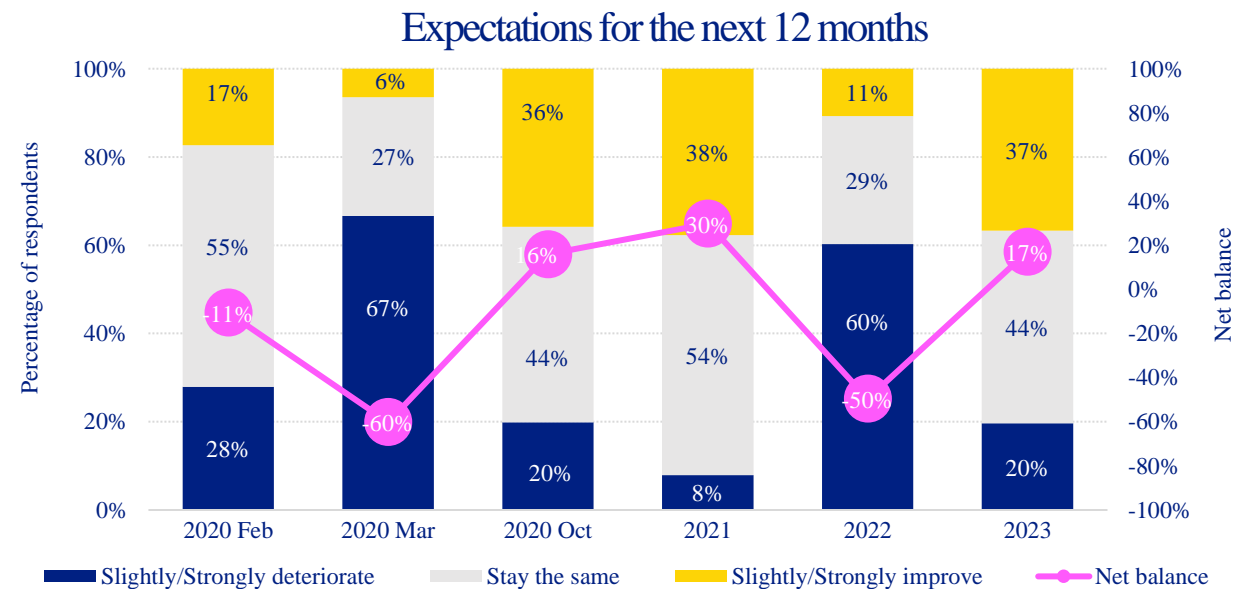
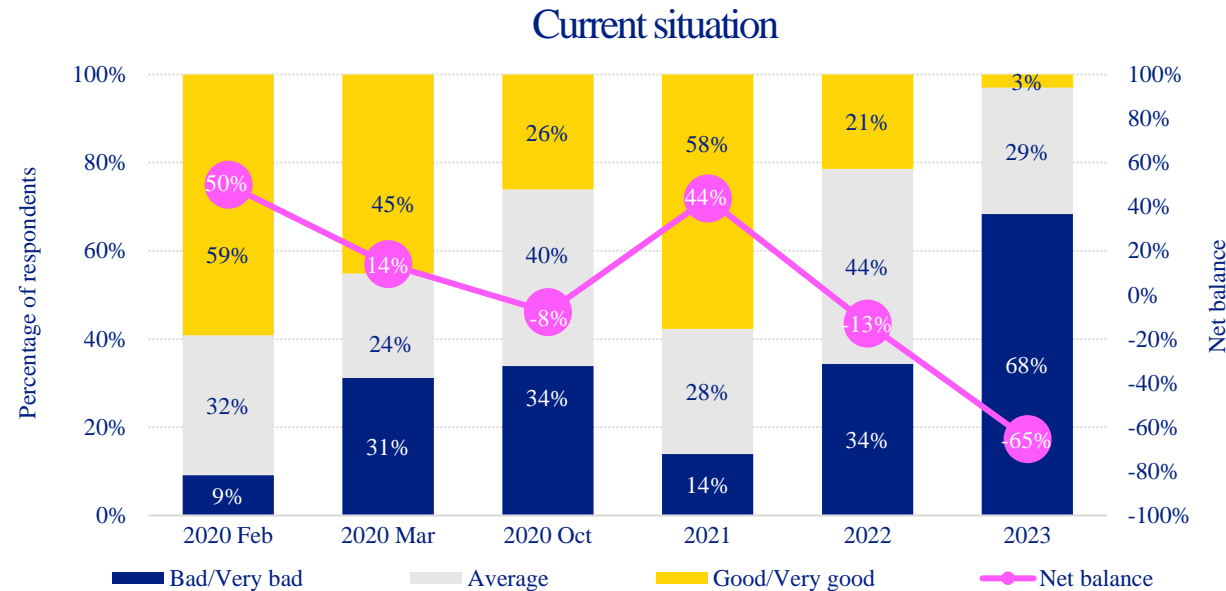
Q: "How would you assess the current state of your business?"



- The **outlook is similarly positive** and only 12% of the respondents expect the state of business to deteriorate in the next 12 months.
- This represents a **markedly more positive outlook** compared to 2022. The "net balance" **increased** by 49 percentage points (up to 42% from -7% in 2022). (See the [related page](#) of the section "Information about this study" for an explanation of the term "net balance".)
- Ultimately, expectations have recovered from the record low in 2022 and are **comparable to pre-COVID-19 levels**.

Q: "Over the next 12 months, how do you expect the state of your business to develop?"

Fundraising environment



The perception of the fundraising environment has reached an all-time low, but expectations have recovered.

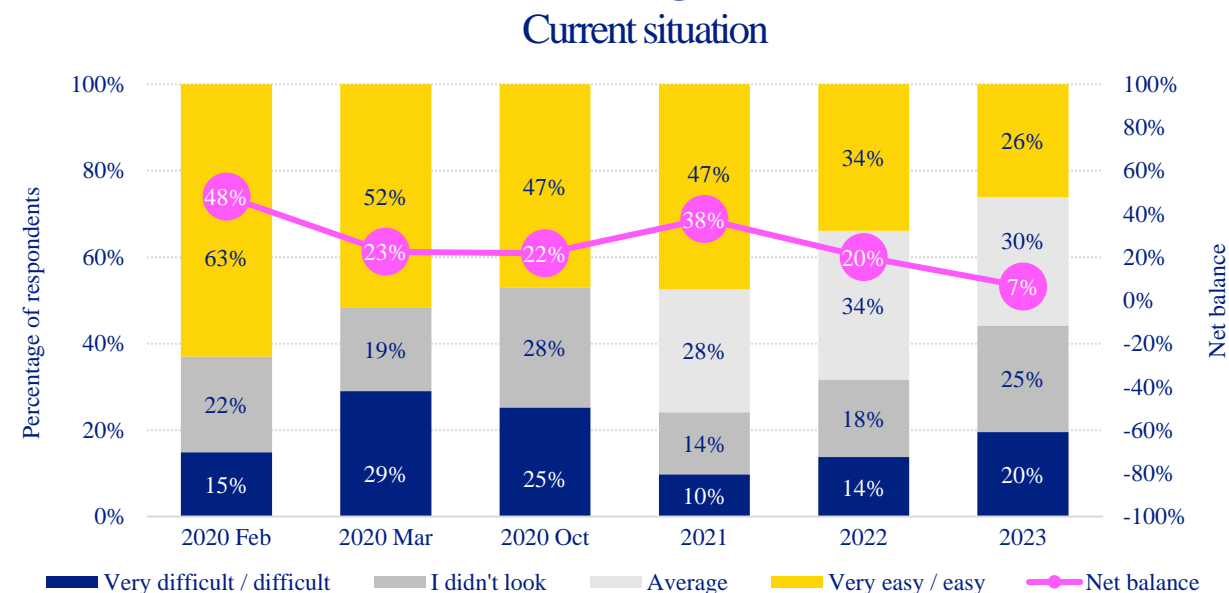
- The pessimistic market perception seen in 2022 **has deteriorated even further** in 2023, reaching an all-time low in the time-series of the *EIF PE MM Survey* results.
- The net balance of -65% shows a **high level of pessimism** regarding the fundraising environment.
- Only 3% of fund managers express a positive perception of the current fundraising environment.

Q: “How would you rate the current fundraising environment for PE mid-market funds?”

- However, respondents’ **expectations for the fundraising environment in the next year** have rebounded and the net balance of responses is once again **positive** (up to 17% from -50% in 2022).
- The share of optimistic respondents **rose from last year’s low of 11% to 37%**.

Q: “Over the next 12 months, how do you expect the fundraising environment for PE mid-market funds to develop?”

Easiness in finding co-investors

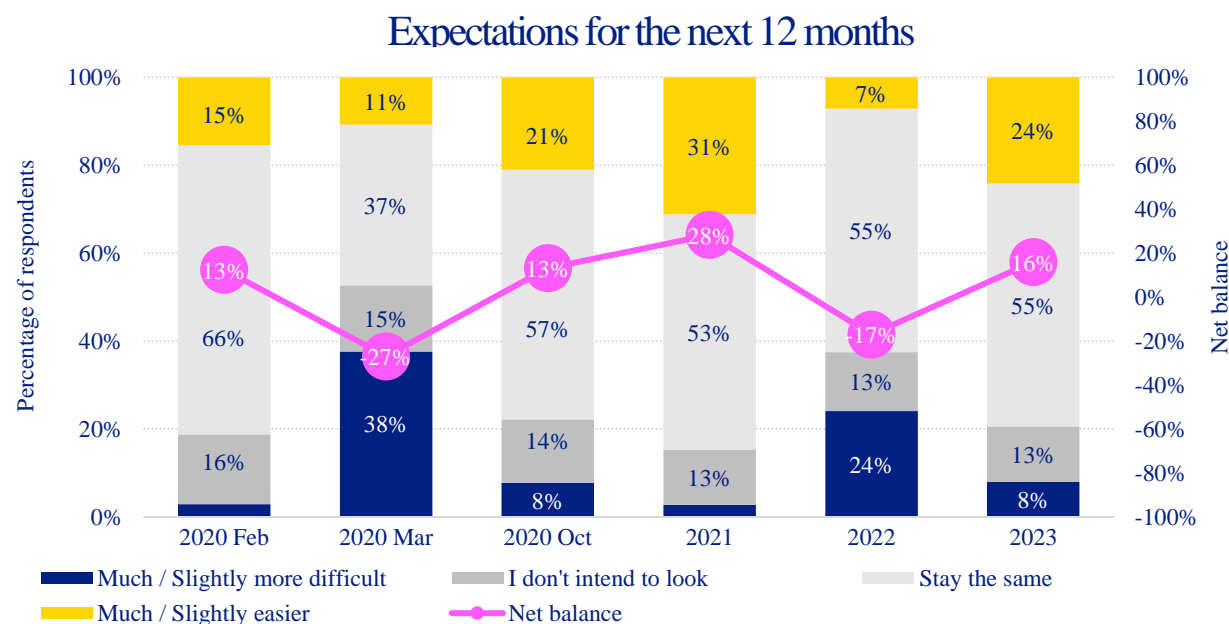


*Finding co-investors has become more difficult in 2023.
However, the outlook is more positive.*

- **Finding co-investors has become more difficult** compared to previous years.
- The share of respondents who stated that it is **easy to find co-investors dropped to a record-low** of only 26%.

Q: “Over the last 12 months, how easy/difficult was it to find co-investors to syndicate?”

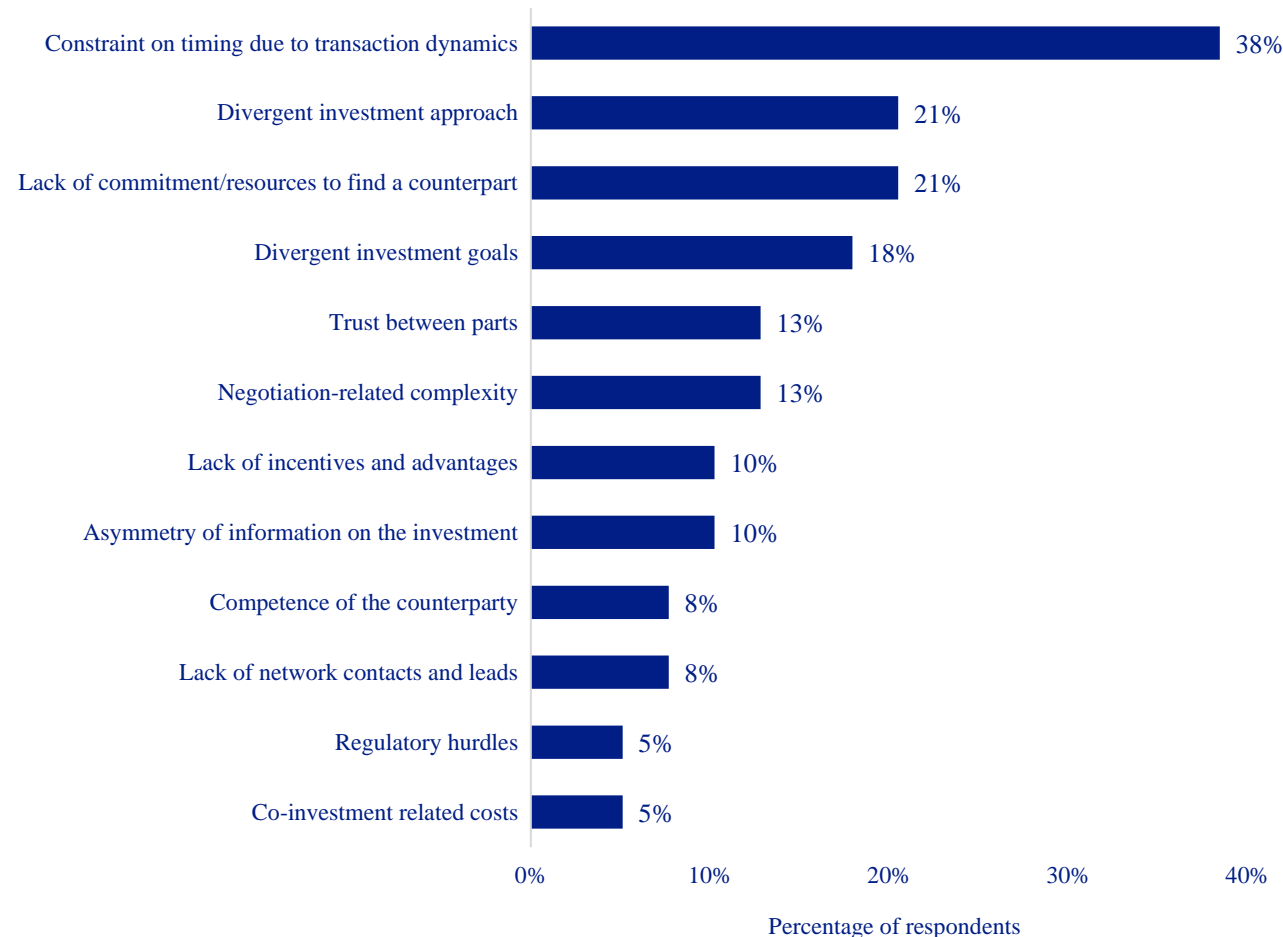
Note: The “Average” response option was only provided since the 2021 survey wave.



- **Expectations** about future easiness in finding co-investors **have improved from 2022**.
- The share of respondents that expect finding co-investors to become easier has increased, leading to a **strong improvement** in the net balance of responses (from -17% to +16%).

Q: “Over the next 12 months, how do you expect finding co-investors to become?”

The most important barriers in finding co-investors to syndicate



Constraints on timing due to transaction dynamics is the most frequently cited barrier in finding co-investors

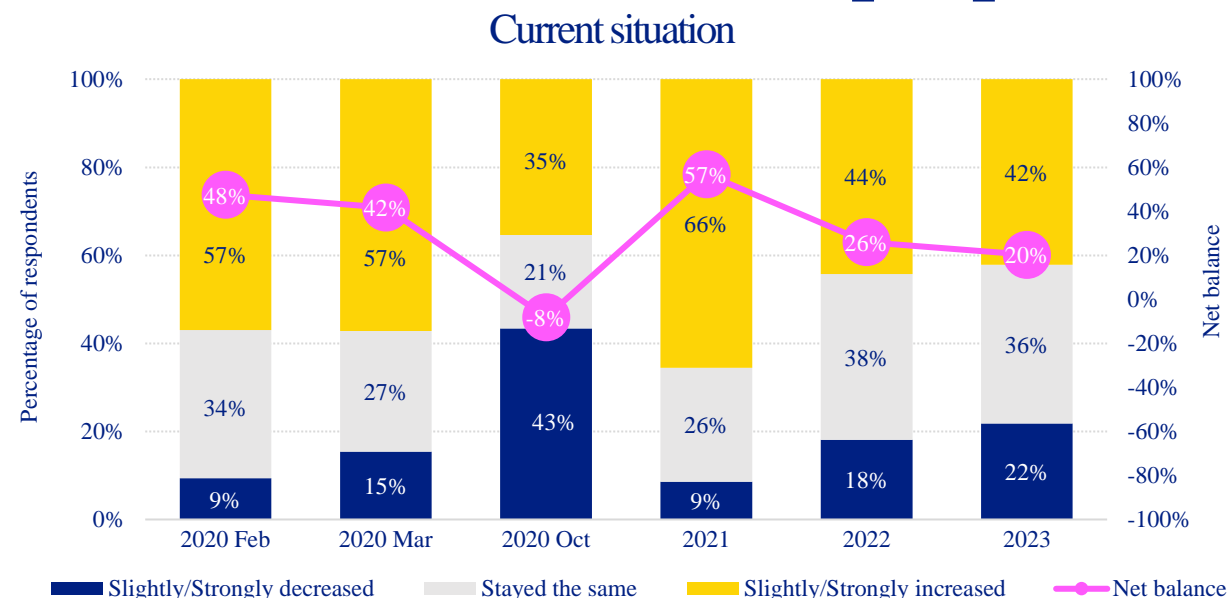
- By contrast, costs, regulatory hurdles, and a lack of network contacts and leads are not considered as important.
- Respondents also referred to other barriers such as heightened **risk aversion**, reduced **capital availability** due to macroeconomic and geopolitical uncertainties, and a preference for **established relationships** or **secondary market investments**.
- Relevant **policy measures to support co-investments** should focus on regulatory **simplification**, **tax incentives**, and **fiscal support for portfolio companies**, coupled with the promotion of **sector-based co-investment funds** and **easier access to private equity deals**.

Q: “What are the most important barriers in finding co-investors to syndicate?”

Note: The question was asked only to those respondents who perceived finding co-investors over the last 12 months (see preceding question) to be (very) difficult. In addition, the graph does not include the response option “Other/s”.

Q: “In your opinion, what are the most relevant policy measures to support co-investments?” (free-text question)

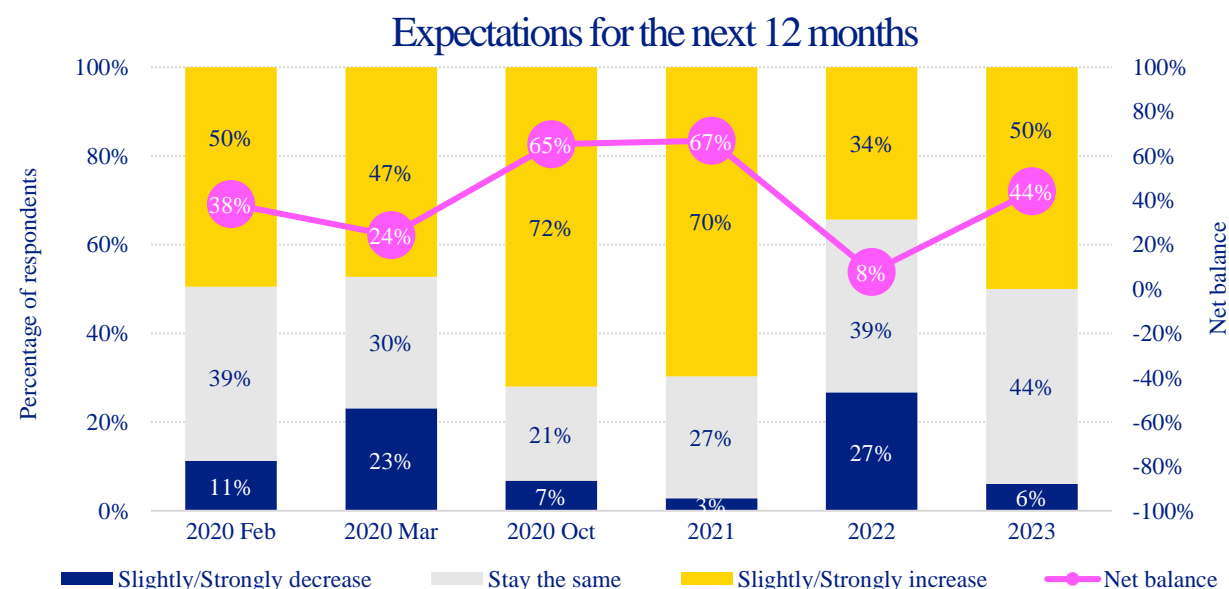
Number of investment proposals received



The number of investment proposals received decreased slightly, but is expected to increase again.

- The percentage of PE MM fund managers reporting an **increase in the number of investment proposals received** was **similar to that of 2022**.
- By contrast, the share of respondents reporting a **decrease in the number of incoming investment proposals increased slightly** to 22%.
- Nonetheless, the positive net balance of 20% suggests that, on balance, the number of investment proposals increased, but at a continuously slower pace over the course of the last couple of years.

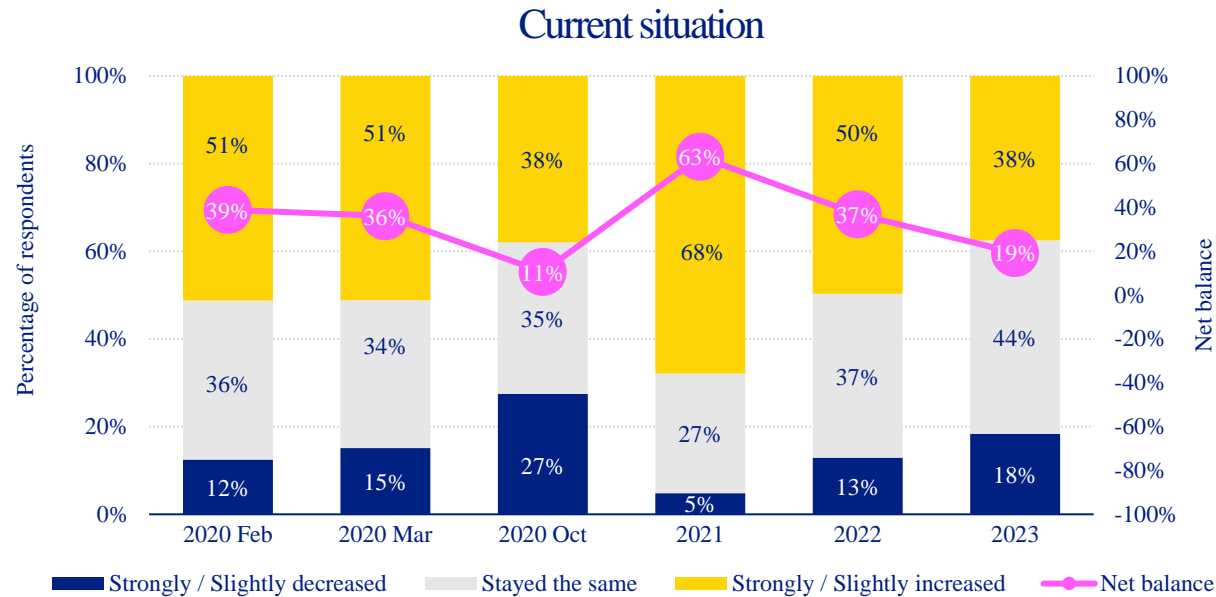
Q: “Over the last 12 months, how has the number of PE mid-market investment proposals to your firm developed?”



- Going forward, **half of respondents anticipate an increase** in the number of investment proposals over the next 12 months.
- At the same time, the share of respondents expecting a decrease in the number of proposals decreased significantly to 6% (the second lowest in the time-series of the survey results).
- As a result, in net balance terms, **expectations are much more optimistic** than in 2022.

Q: “Over the next 12 months, how do you expect the number of PE mid-market investment proposals to your firm to develop?”

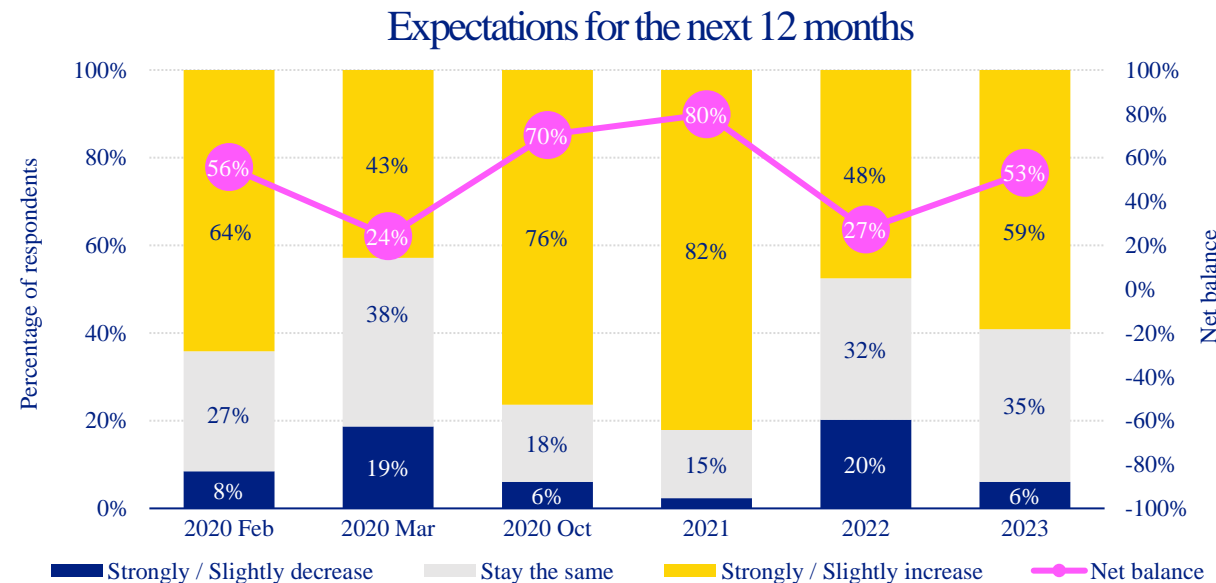
Number of new investments



Investment activity slowed down further in 2023, but is expected to pick up again in the coming months.

- **Investment activity continues to follow a downward trend**, as the share of respondents reporting an increase in the number of their new investments falls for the second consecutive year.
- While this year, the largest percentage of respondents (44%) reported an investment activity similar to that of 2022, the share of fund managers reporting a decrease in their investment activity has, at the same time, increased to 18%, second only to the one recorded during the COVID-19 crisis.

Q: “Over the last 12 months, how has the number of your new PE mid-market investments developed?”

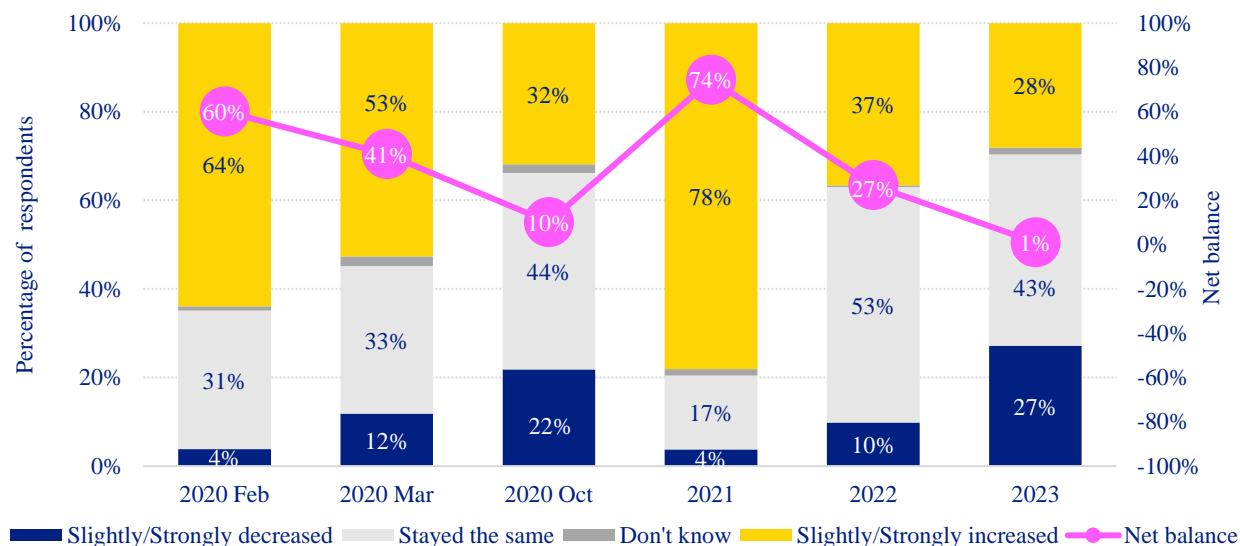


- Respondents’ **expectations recovered** from last year’s drop, as the majority of PE MM fund managers anticipate an **increase in investment activity over the next year**.
- In net balance terms, expectations have almost returned to pre-COVID levels.

Q: “Over the next 12 months, how do you expect the number of your new PE mid-market investments to develop?”

Competition among investors for potential investee companies

Current situation

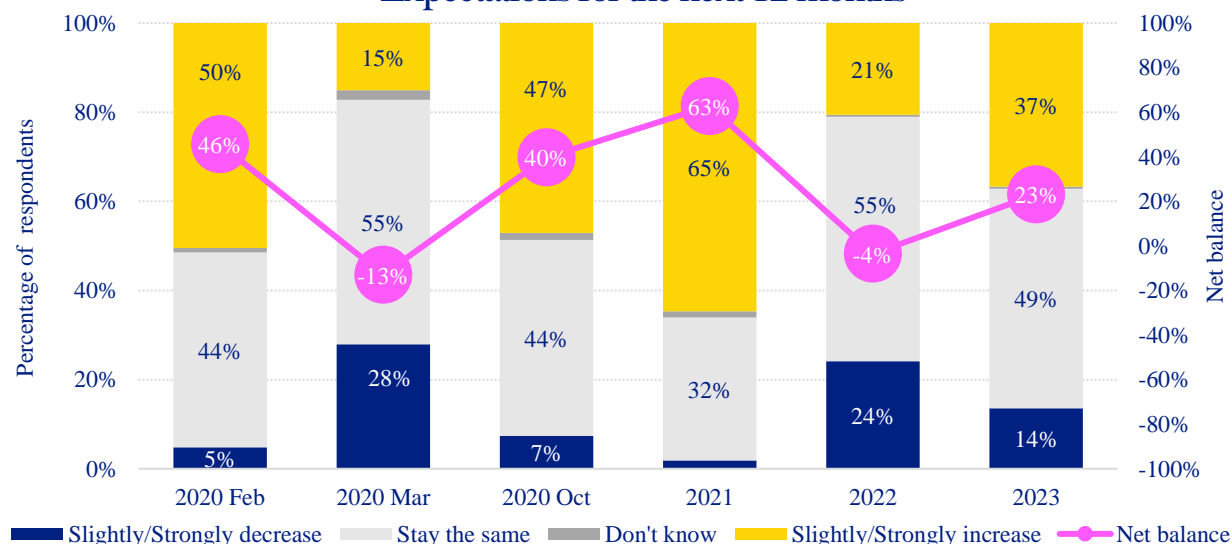


Respondents report decreased competition for investee companies, but expect competition to increase in the future.

- **Competition** among investors for potential investee companies **has fallen**, as expressed by an all-time-high 27% of respondents.
- As a result, the **net balance reached a record-low** (1%) in the time-series of survey results.

Q: “When you consider your market over the last 12 months, how have the following items developed?” Graph shows the responses for “Competition among investors for potential investee companies”.

Expectations for the next 12 months

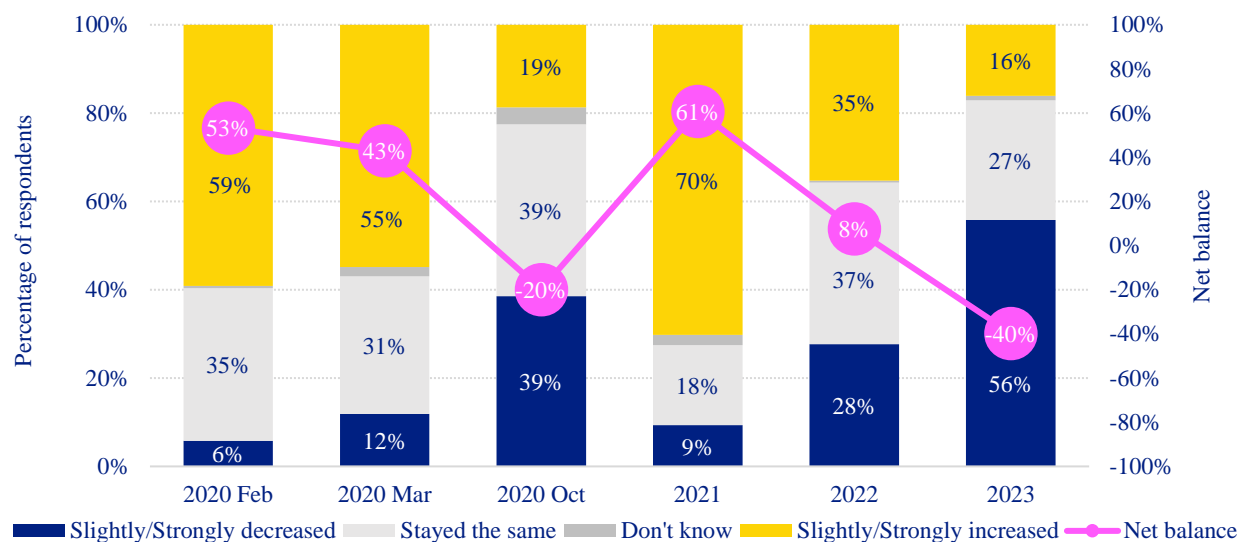


- Almost **half of respondents** (49%) suggest that **competition** for potential investee companies **will stay the same** for the next 12 months.
- Nonetheless, the net balance of responses has turned positive (23%), suggesting that overall, **respondents on balance expect competition for investee companies to increase again** over the next 12 months.

Q: “When you consider your market over the next 12 months, how do you expect the following items to develop?” Graph shows the responses for “Competition among investors for potential investee companies”.

Transaction prices

Current situation

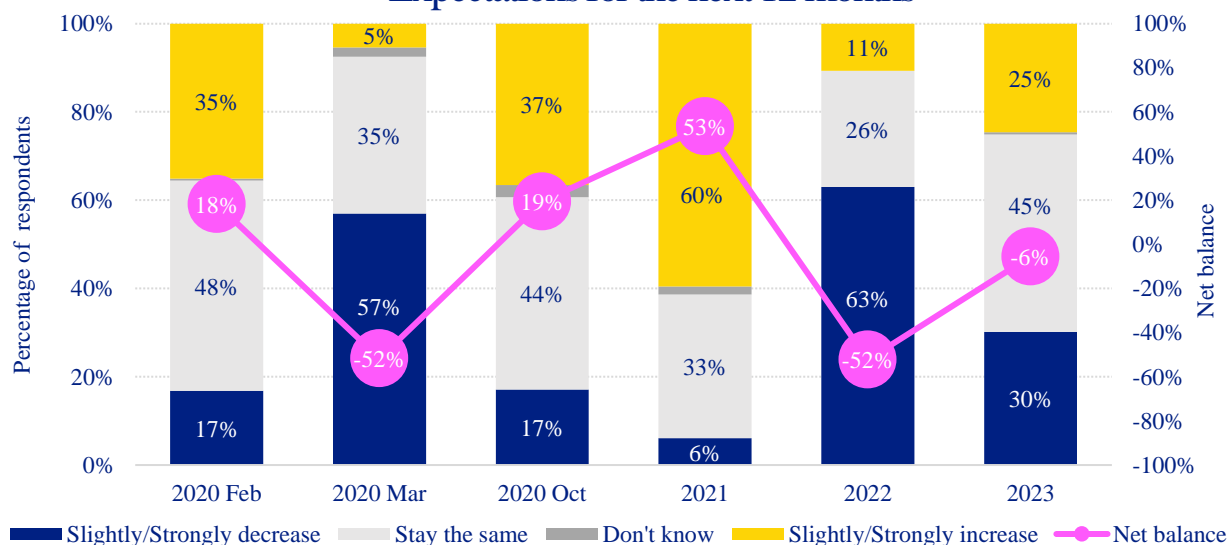


Transaction prices have decreased, and are expected to decline further.

- Following last year's trend, **transaction prices have decreased further in 2023**, with 56% (all-time high) of respondents reporting a decrease in transaction prices.
- At the same time, the share of respondents reporting an increase in transaction prices reached an **all-time low** (16%).

Q: "When you consider your market over the last 12 months, how have the following items developed?" Graph shows the responses for "Transaction prices".

Expectations for the next 12 months



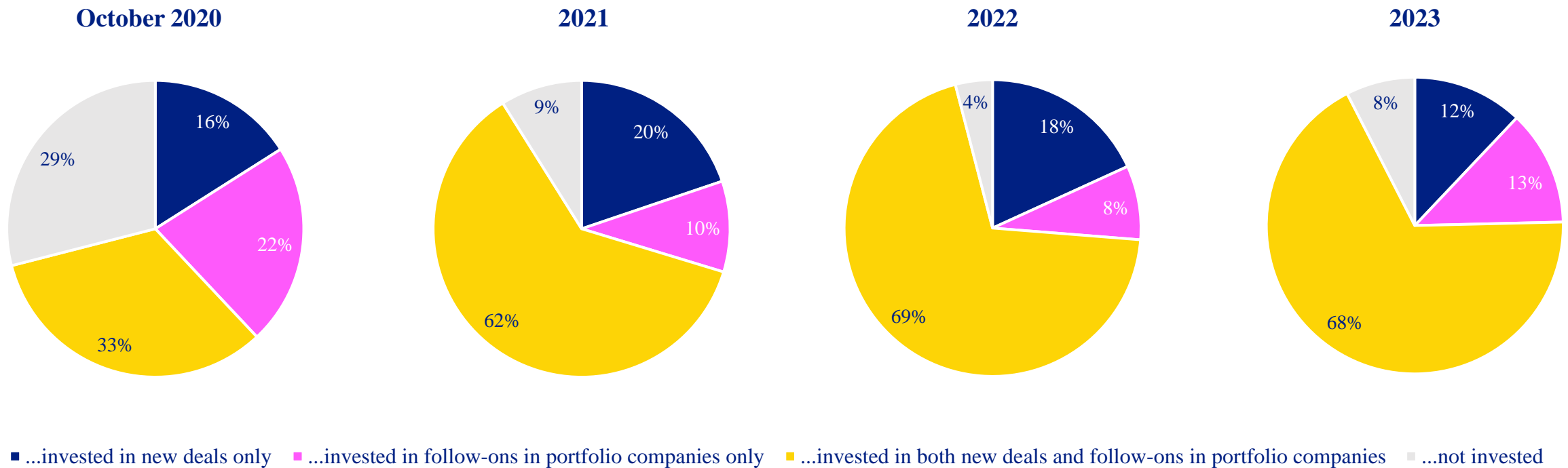
- Nearly **half** (45%) of respondents expect **transaction prices to stay the same** in the next 12 months.
- However, given the negative net balance of -6%, respondents **expect, on balance, transaction prices to continue to decline**, albeit not at the same pace as the year before.
- Indeed, the net balance became **significantly less negative**, increasing to -6% from -52%.

Q: "When you consider your market over the next 12 months, how do you expect the following items to develop?" Graph shows the responses for "Transaction prices".

Investment strategy

The share of respondents that did not invest continues to be very low.

Over the last 12 months*, have you...

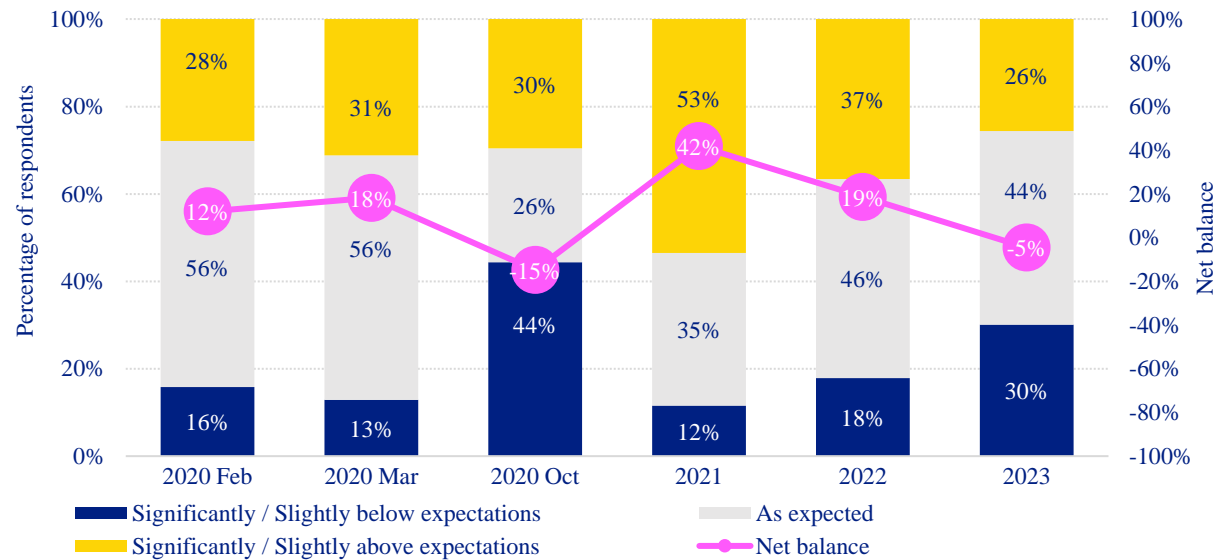


* The October 2020 survey wave asked about developments since March 2020, while the other survey waves asked about developments over the last 12 months.

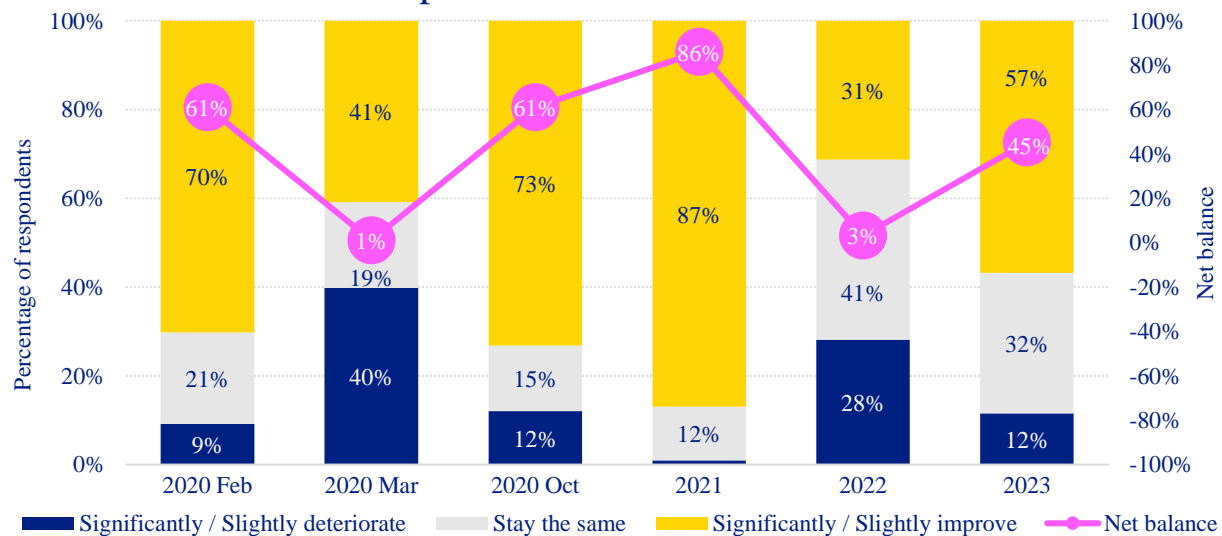
- In 2023, **92% of respondents invested in both new deals and follow-ons in portfolio companies** over the past 12 months.

Portfolio development

Current situation



Expectations for the next 12 months



*Portfolio companies developed worse than expected.
However, respondents expect an improvement.*

- In 2023, portfolio companies' development continued to worsen, as the net balance of responses fell further to -5%.
- Almost **one third (30%)** of respondents reported that their portfolio companies developed **worse than expected**.

Q: "Over the last 12 months, how did your PE mid-market portfolio companies develop?"

Note: The October 2020 survey wave asked about developments since March 2020, while the other survey waves asked about developments over the last 12 months.

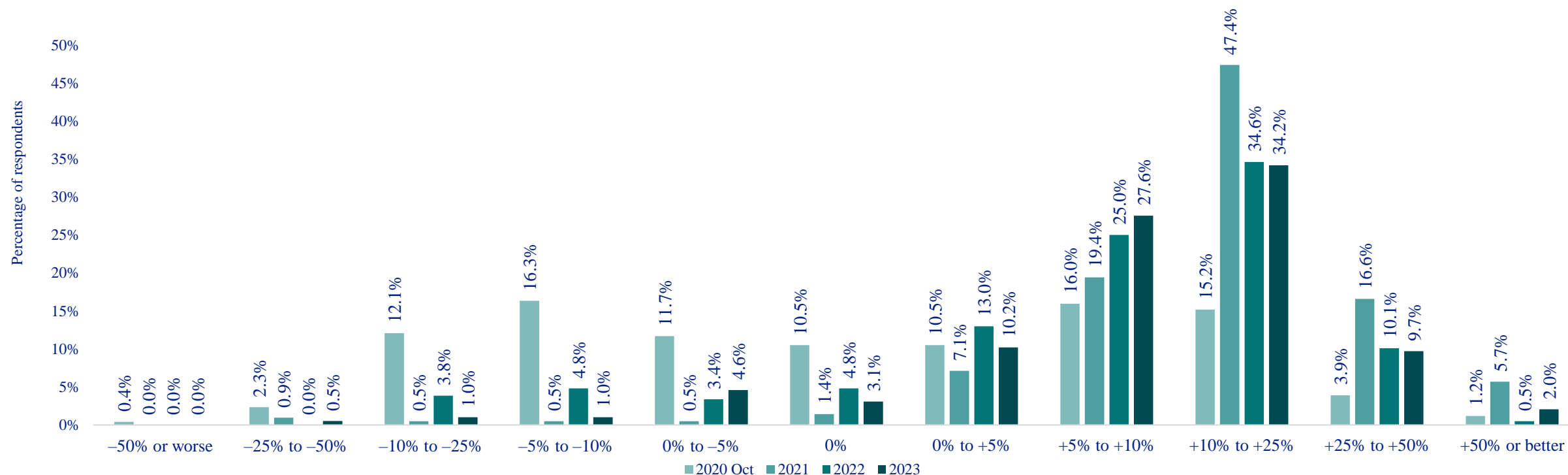
- Although expectations had considerably worsened in 2022, this negative trend was reversed in 2023, with **expectations becoming more positive again**. The **majority (57%)** of respondents **expect their PE MM portfolio to improve in the next 12 months**.
- At the same time, a significantly **reduced share of respondents (12%) expect their portfolio companies to deteriorate** in the next 12 months. These respondents referred to macroeconomic challenges such as high inflation, rising interest rates, and reduced demand, alongside geopolitical tensions, as contributing to a less favourable business and funding environment.

Q: "Over the next 12 months, how do you expect your overall PE mid-market portfolio to develop?"

Q: "Please briefly indicate the most important factors that would explain why you expect your overall PE mid-market portfolio to deteriorate." (free-text question)

NAV of fund(s) / value of portfolio

Respondents expect a positive NAV evolution in 2023. Optimism is comparable to 2022.

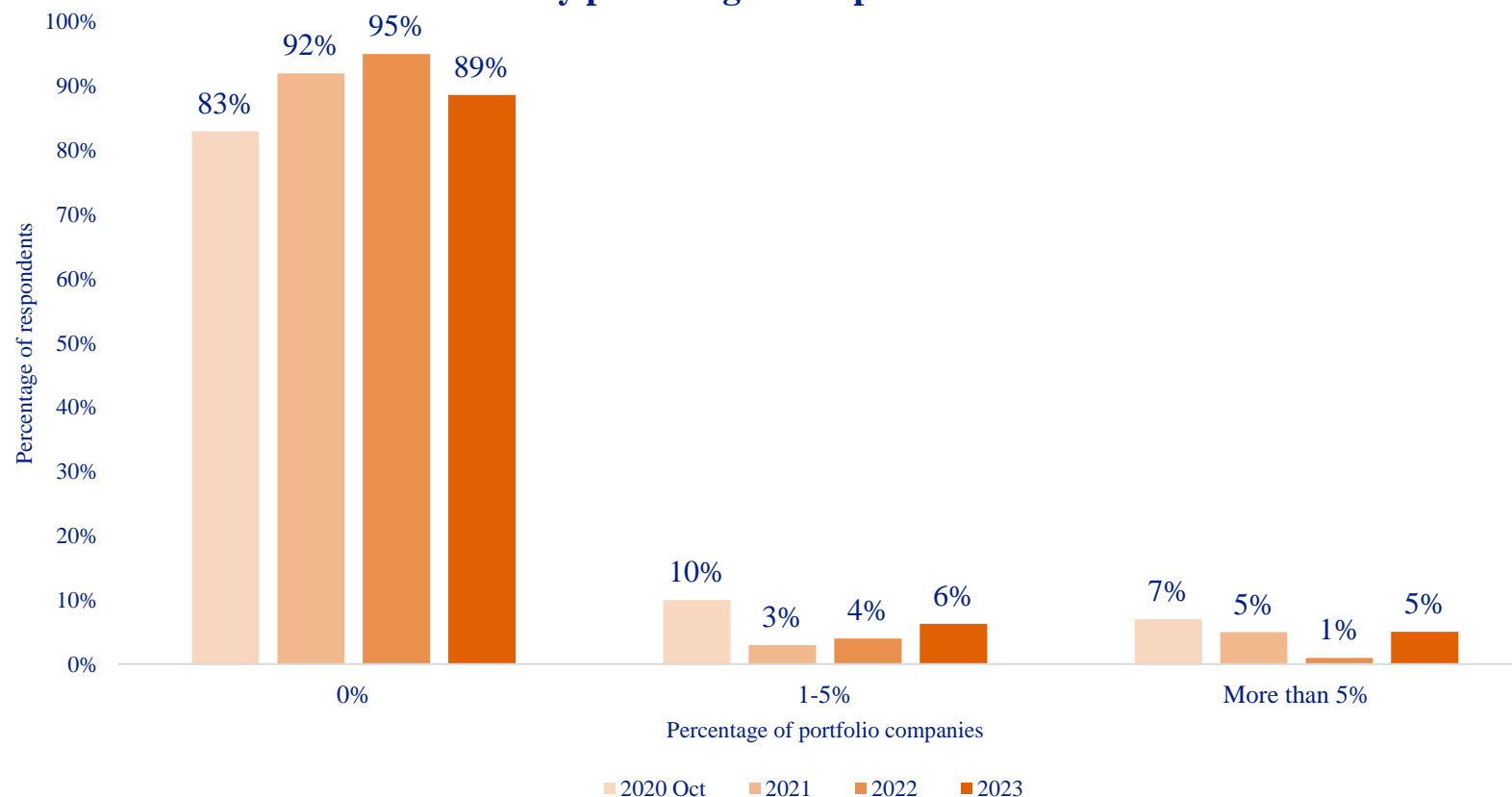


Q: “How do you expect the NAV (Net Asset Value) of your fund(s) to evolve until the end of Q4 202X compared to the NAV as of Q4 202X-1? (measured as % change from Q4 202X-1 to expected NAV in Q4 202X)”

- A large majority of respondents (84%) expect a **positive NAV growth in 2023**.
- At the same time, the share of respondents that expect the NAV of their fund(s) to **decrease (7%) is lower than in 2022 (12%)**.

Insolvencies

Percentage of portfolio companies that might file for insolvency,*
by percentage of respondents



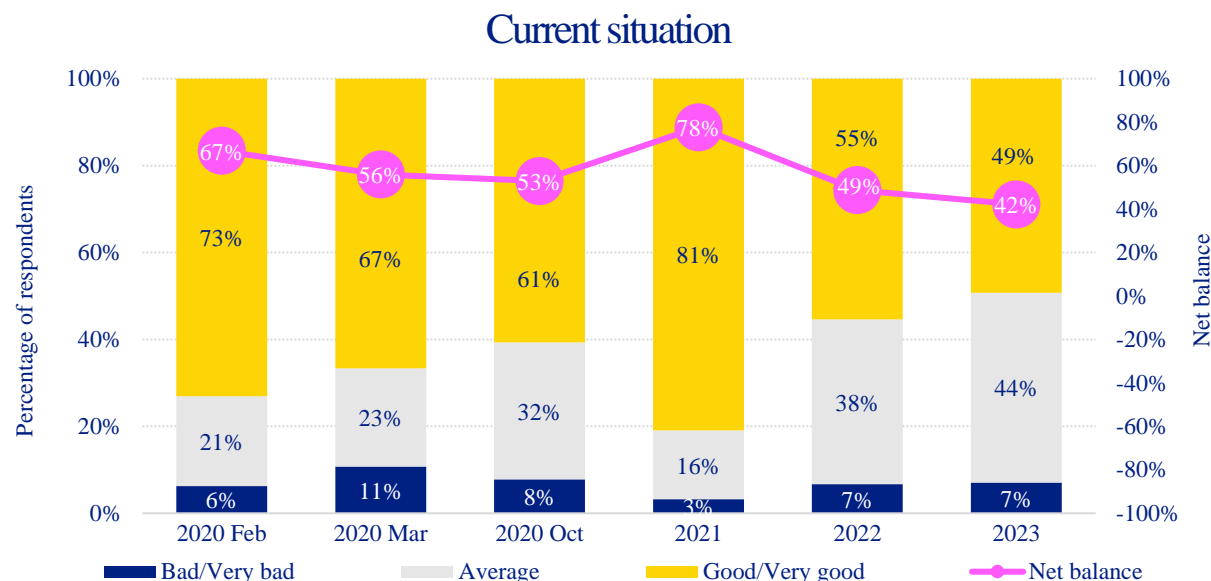
There has been an increase in the share of respondents expecting at least some insolvencies in their portfolio

- 11% of respondents **expect insolvencies in 2023**, up from 5% in 2022.
- At the same time, 5% of respondents expect that **more than 5%** of their portfolio companies might file for insolvency.
- An increased occurrence of insolvencies is also observed in the context of the [exit routes](#) for PE MM portfolio companies.

Q: “Please indicate the expected % of your active portfolio companies that might file for insolvency in 202X”.

* In 2020 and 2021, the question read: “Please indicate the expected % of your active portfolio companies that might file for insolvency due to the impact of COVID-19.”

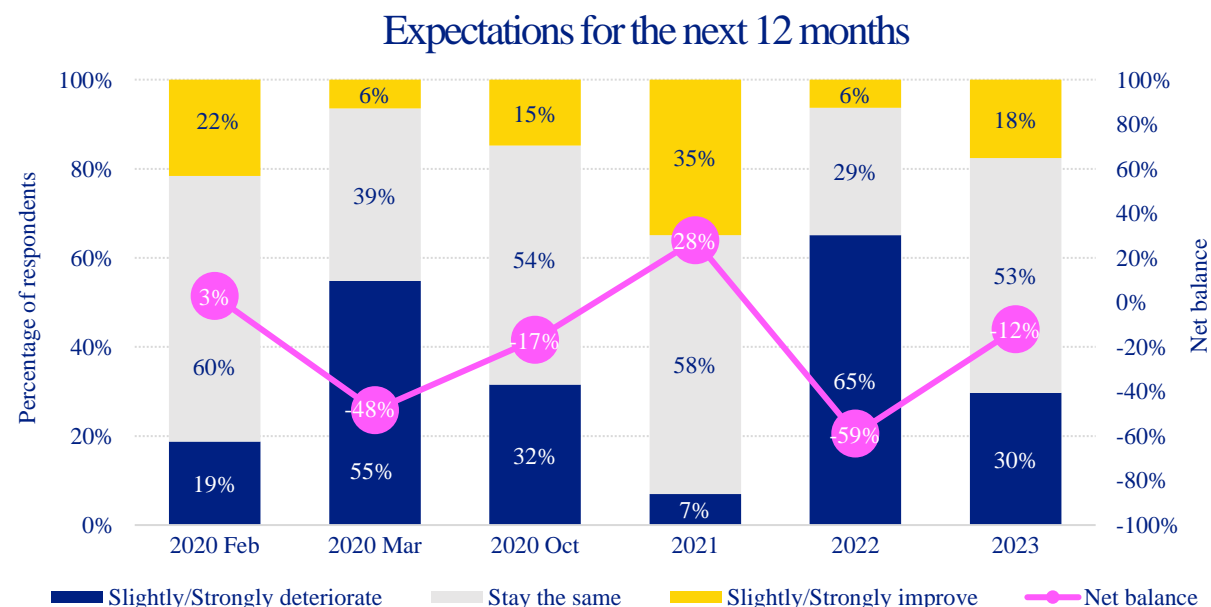
Access to external finance of portfolio companies



Access to external finance did not get worse in 2023.

- Nearly half of respondents (49%) reported that **portfolio companies have good access to external finance**, while 44% of respondents evaluated the situation as average.
- On balance, access to external finance **remained positive**, at 42%.
- This **contrasts last year's expectations**, where 65% of respondents had anticipated greater difficulties in the access to external finance.

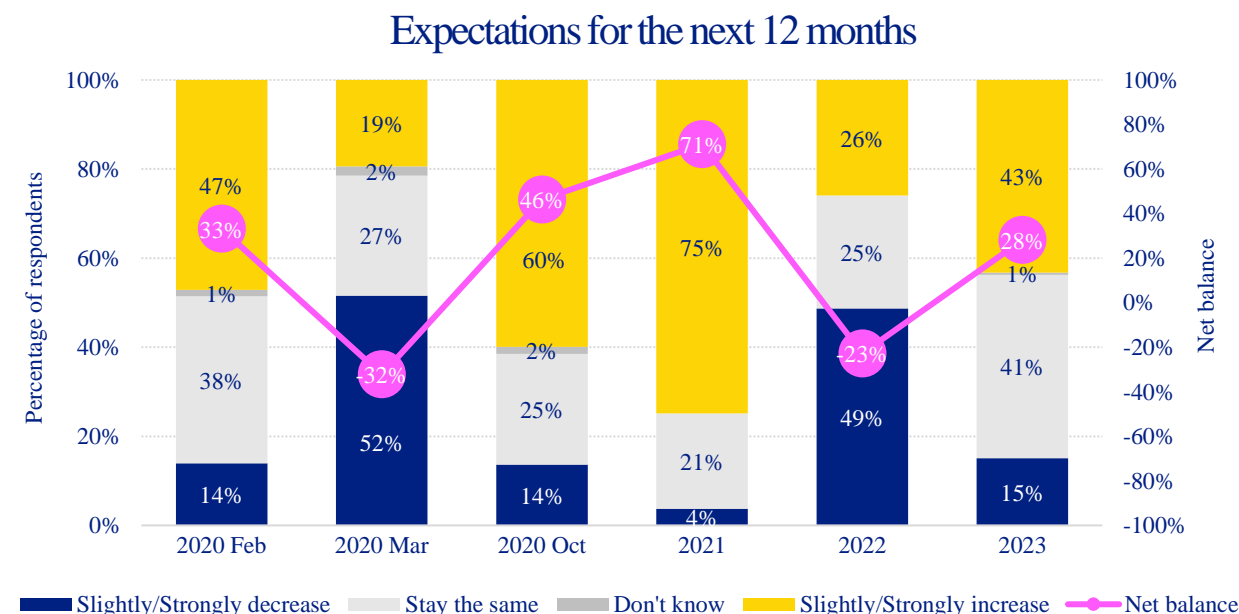
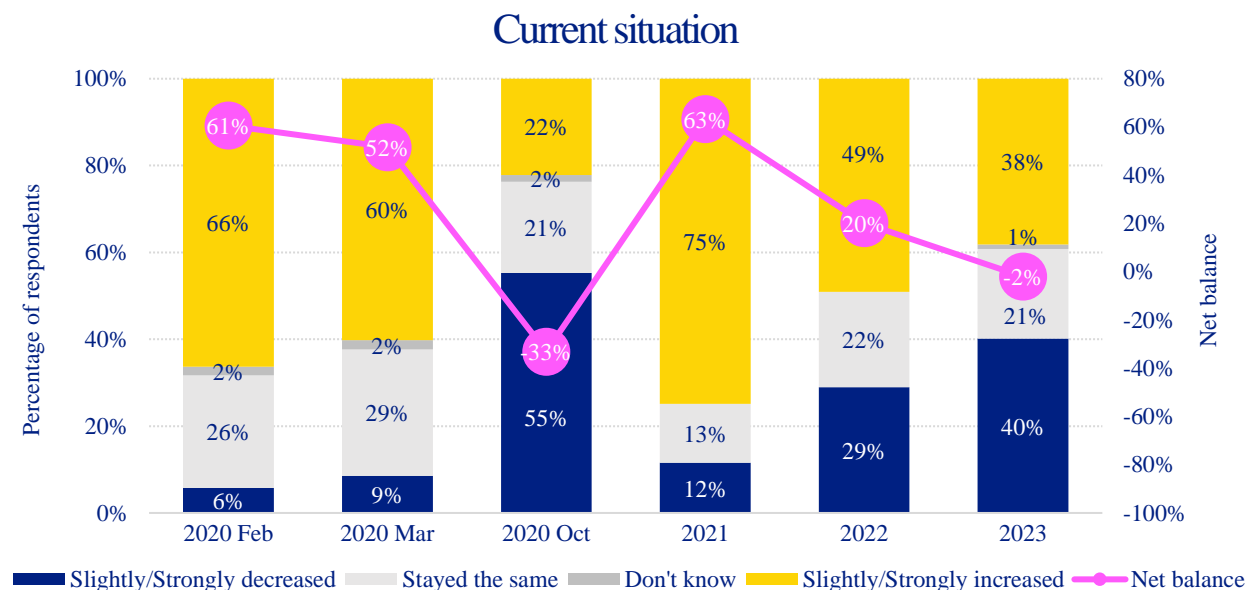
Q: "How would you rate the access to external finance of your portfolio companies?"



- The **majority of respondents (53%) do not expect significant changes** in access to external finance in the near future.
- In addition, the share of respondents that anticipate a deterioration in access to finance more than halved relatively to 2022.
- Nonetheless, **on balance, expectations vis-a-vis access to finance are still negative (-12%), but have improved (from -59% in 2022).**

Q: "Over the next 12 months, how do you expect the access to external finance of your portfolio companies to develop?"

Valuations of portfolio companies



The upward pressure on valuations has further diminished, but it is expected to return again in the near future.

- The share of PE MM fund managers that reported a decrease in **current valuations of portfolio companies** over the last 12 months has reached its highest level since three years. At the same time, the share of respondents that reported increased valuations has further come down.
- This resulted in a **net balance** that is at its **lowest level since the COVID-19 crisis trough** in autumn 2020.

Q: “When you consider your market over the last 12 months, how have the following items developed?” Graph shows the responses for “Current valuations of portfolio companies”.

- More than 2 in 5 fund managers expect increasing portfolio company valuations** over the 12 months following the survey. An almost equal share of respondents expect that valuations will stay the same. Only 15% of PE MM fund managers expect decreasing valuations.
- The net balance has returned into positive territory, thereby signaling a **possible comeback of the upward pressure on portfolio company valuations**.

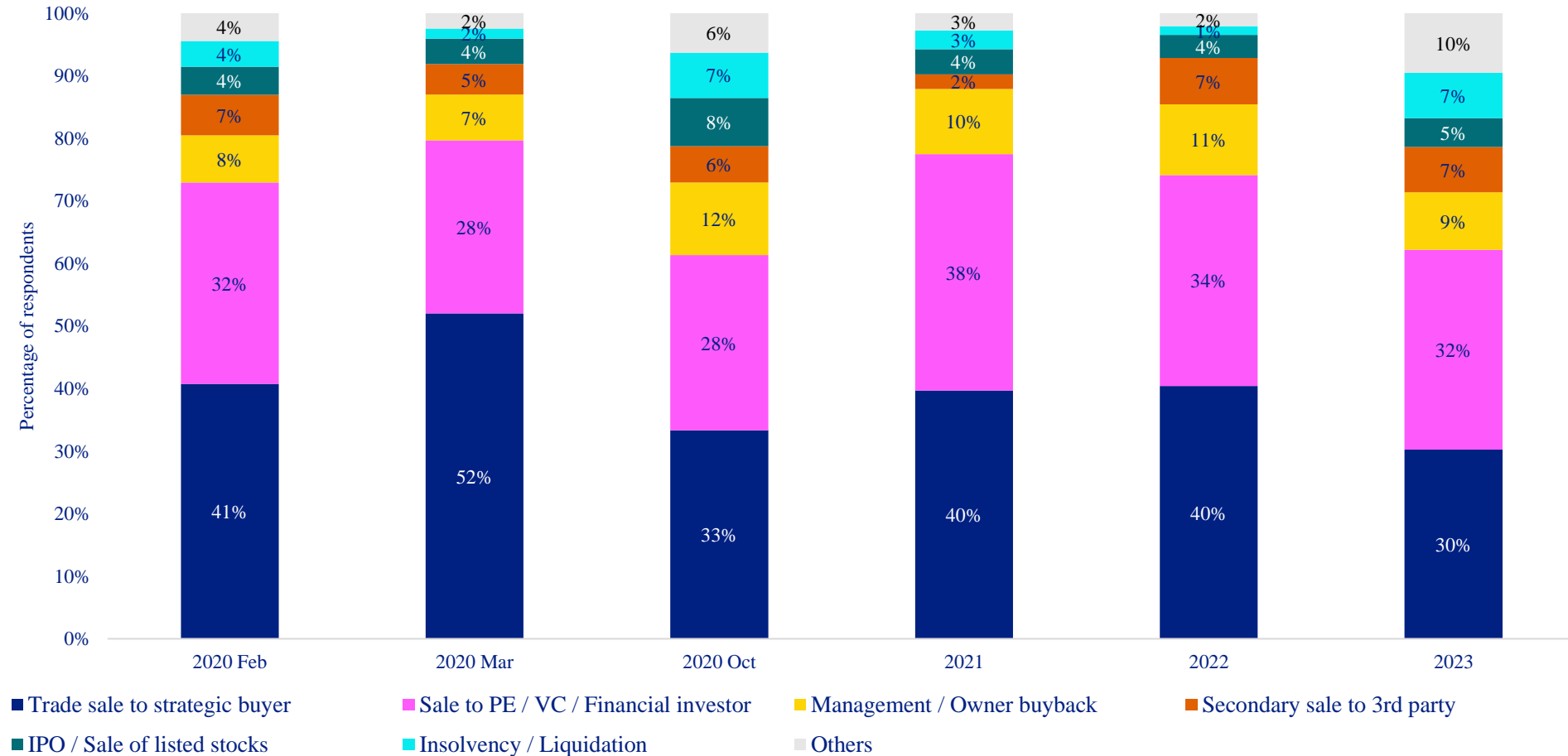
Q: “When you consider your market over the next 12 months, how do you expect the following items to develop?” Graph shows the responses for “Current valuations of portfolio companies”.

Exit routes

Sales to PE/Financial investors replaced Trade sales to strategic buyers as the most frequent exit route, while IPOs remained scarce and Insolvencies became more prevalent

Q: “Over the last 12 months, how many of your PE mid-market portfolio companies exited via the following exit routes?”

Note: The graph reports the resulting percentages of the respective exit routes, excluding the “no exit” option. The October 2020 survey wave asked about developments since March 2020.

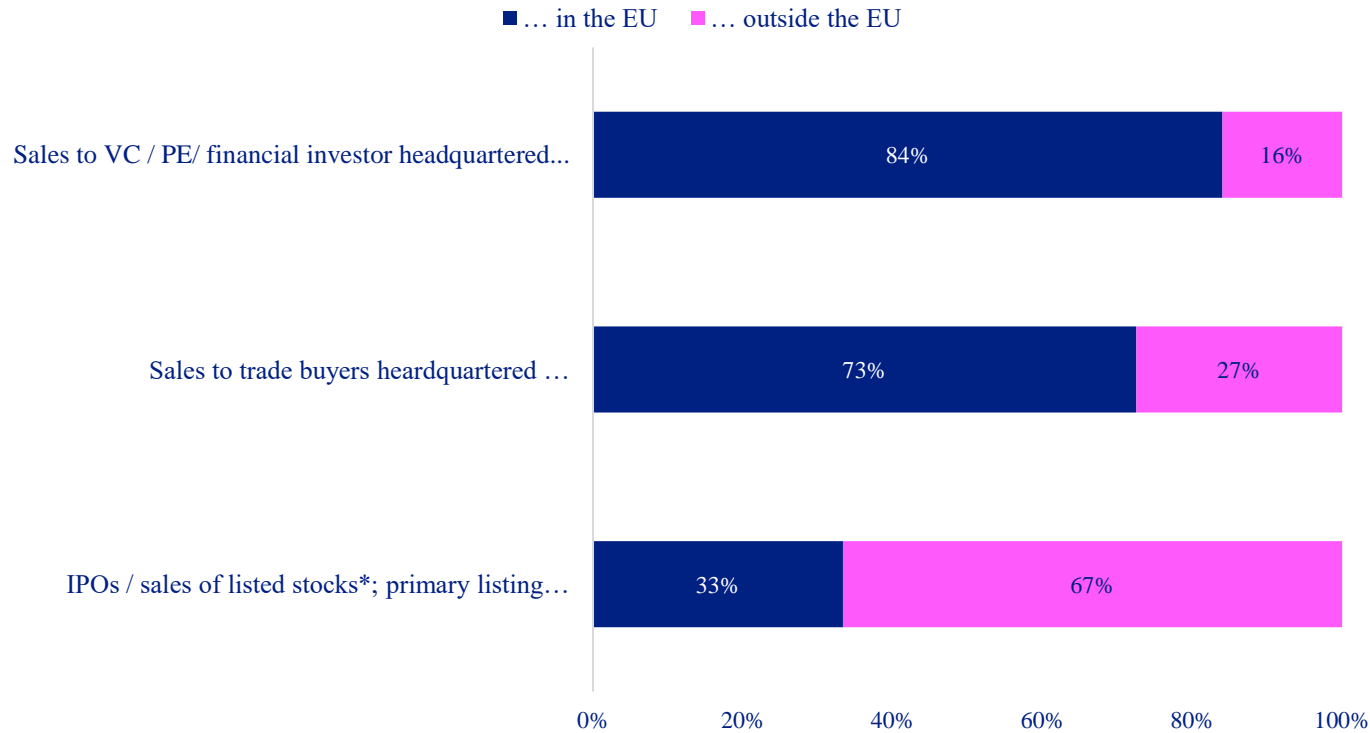


* These exit categories were introduced from “2020 Feb” survey wave onwards.

- The share of **sales to strategic buyers decreased** to the lowest value in the period analysed, while **sales to other PE funds or financial investors have become relatively more frequent**.
- The percentage of **insolvencies increased** to 7% in 2023, same as the one observed during the COVID-19 crisis.
- In the 2023 survey wave, most of the secondary sales to 3rd parties are sales to continuation funds, an exit route that is becoming more common for PE portfolio companies.

Exit routes – within or outside the EU?

Percentage of each exit route located...



*With the exception of IPOs,
exits are predominantly within the EU.*

- **Sales to VC / PE / financial investors and to trade buyers tend to be to acquirers headquartered in the EU.**
- These results are in contrast to those observed for the VC market, where a larger part of the exits is outside the EU. (See [EIF Working Paper 2023/93, EIF Venture Capital Survey 2023: Market sentiment, scale-up financing and human capital](#))
- The **highest share of IPOs / sales of listed stocks** of portfolio companies is with **primary listing outside the EU.***

**Note: The category IPOs / sales of listed stocks is based on only 3 companies.*

Q: “Please tell us, if your sales to trade buyers have been to strategic buyers headquartered within or outside the EU.”

Q: “Please tell us, if your IPOs / sales of listed stocks have been with primary listing within or outside the EU.”

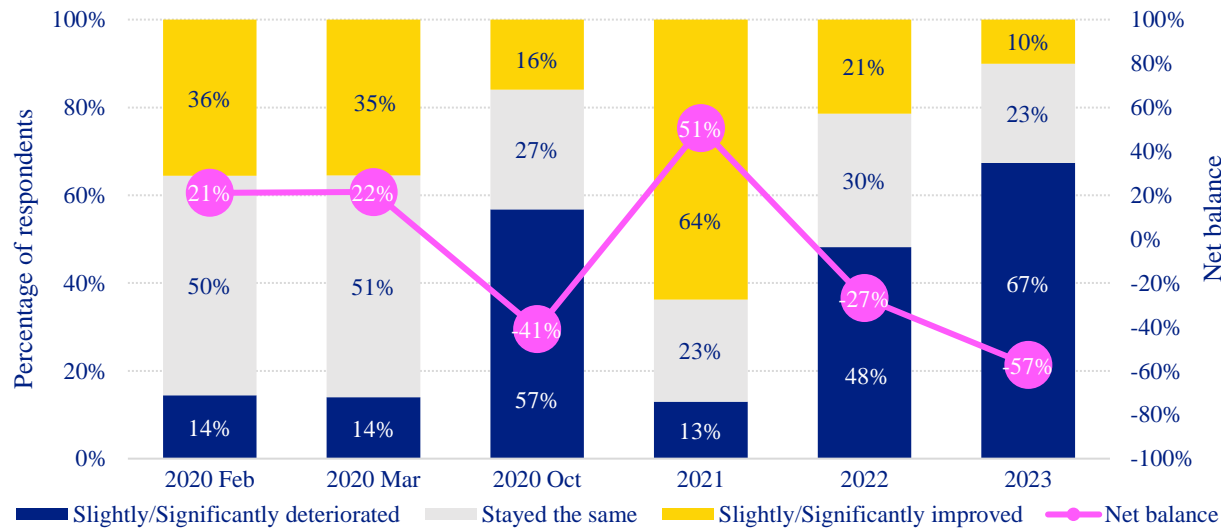
Q: “Please tell us, if your sales to other VC / PE firms have been to 3rd parties headquartered within or outside the EU.”

Q: “Please tell us, if your sales to financial institutions have been to investors headquartered within or outside the EU.”

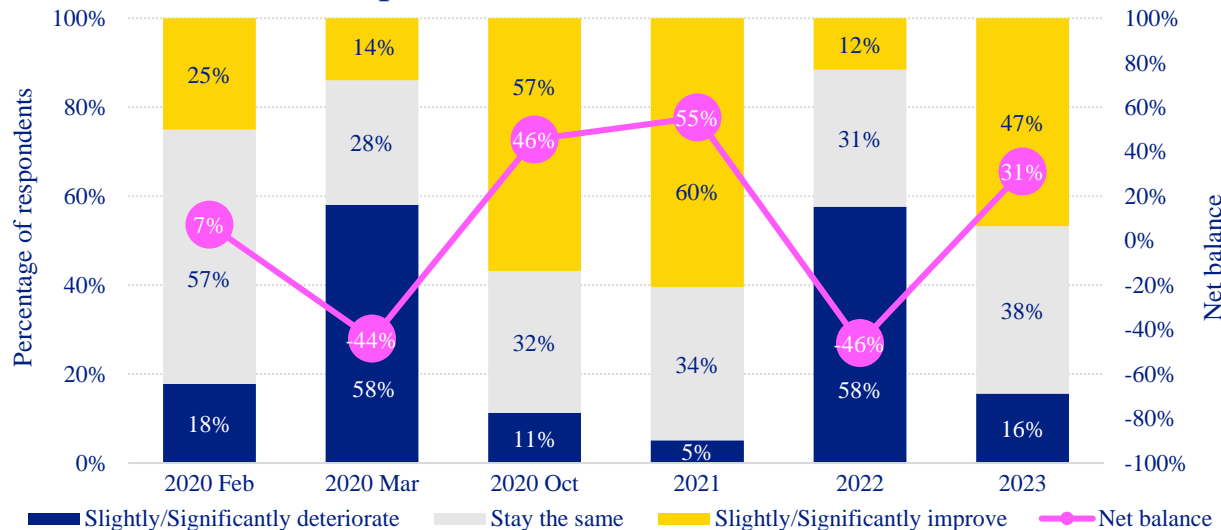
Note: The results may include portfolio companies located outside the EU prior to exit.

Exit environment

Current situation



Expectations for the next 12 months



In 2023, the exit environment deteriorated more than during the COVID-19 crisis, but investors anticipate an improvement.

- The **exit environment has weakened further** since 2022 and PE MM fund managers currently evaluate it **worse than during the COVID-19 crisis**.
- With an all-time high of 67%, the **vast majority of respondents stated that the exit environment has deteriorated** and only a small fraction of 10% sees improvements.

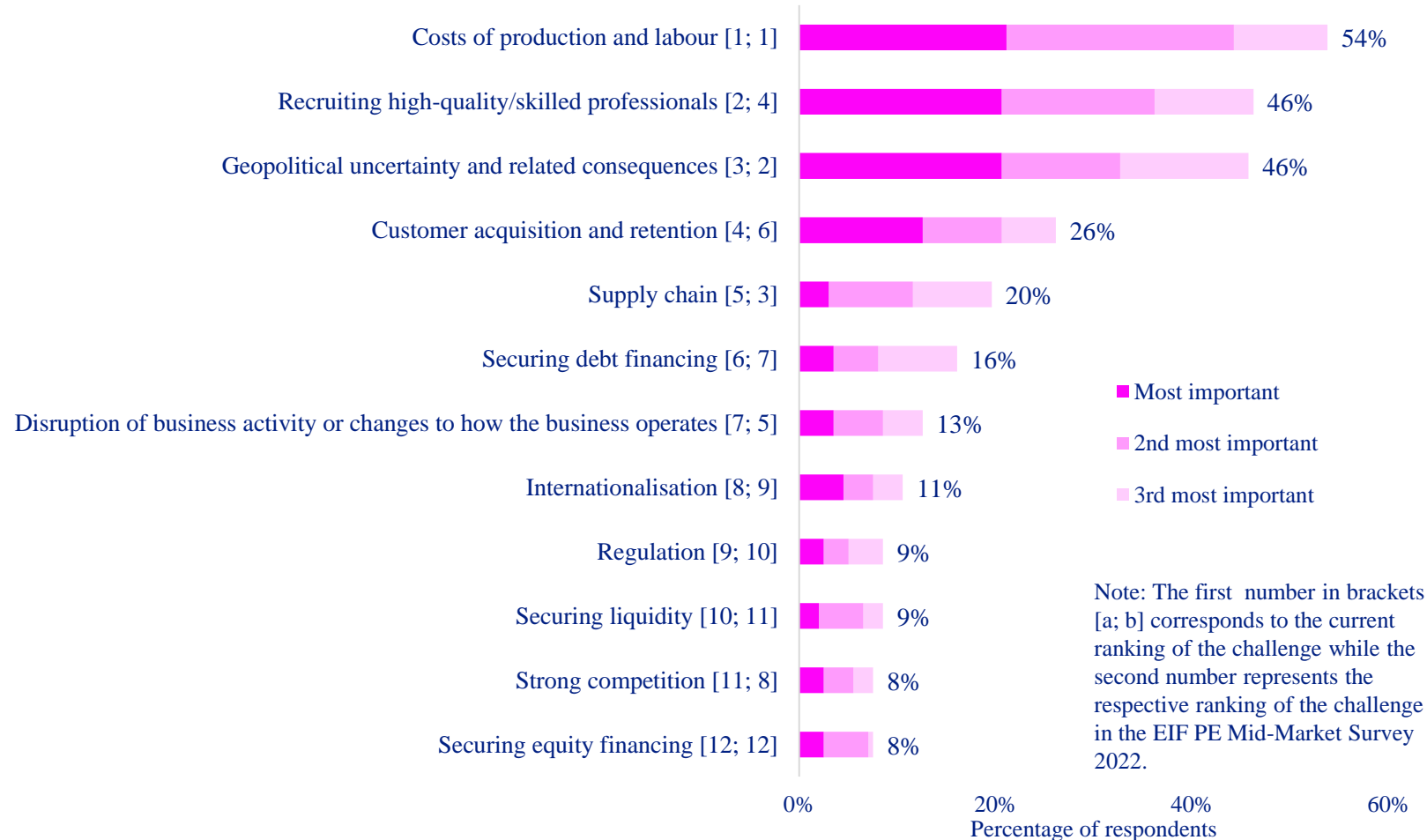
Q: “Over the last 12 months, how has the exit environment for your PE mid-market portfolio companies developed?”

Note: The October 2020 survey wave asked about developments since March 2020, while the other survey waves asked about developments over the last 12 months.

- In contrast to 2022, **nearly half of PE MM fund managers anticipate an improvement** of the exit environment in the near future.
- In addition, the share of respondents that expect the exit environment to deteriorate has decreased from last year’s all-time high of 58% to 16% this year.

Q: “Over the next 12 months, how do you expect the exit opportunities of your PE mid-market portfolio companies to develop?”

Biggest challenges faced by portfolio companies



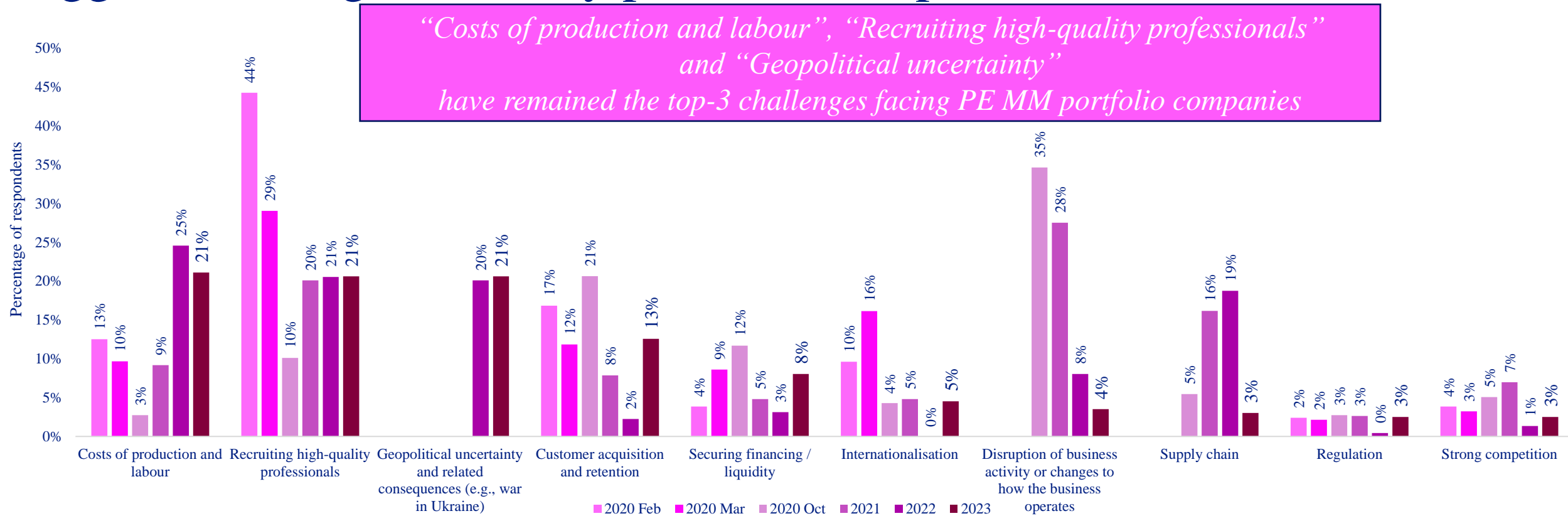
“Costs of production and labour” tops key challenges for portfolio companies for the second year in a row.

- **“Costs of production and labour”** has remained the top challenge facing portfolio companies in 2023, for the second consecutive year.
- **“Recruiting high-quality professionals”** is the second most important challenge and has become even more important this year. **“Customer acquisition and retention”** also gained in importance this year.
- **“Geopolitical uncertainty”** is still perceived as a key challenge for portfolio companies, ranked in the top-3.
- By contrast, **“Supply chain”**, **“Disruption of business activity”** and **“Strong competition”** became less important as challenges compared to 2022.

Q: “Please select the biggest challenges you currently see for your PE mid-market portfolio companies” (multiple selection possible)

Note 1: The graph shows the total percentage of respondents with respect to the three most important challenges. Note 2: Some categories were not available each year in the same way (e.g., the category “Supply chain” from previous years was split into “Supply chain disruptions and “Supply chain due diligence” in 2023). Note 3: This graph presents the results only for the year 2023.

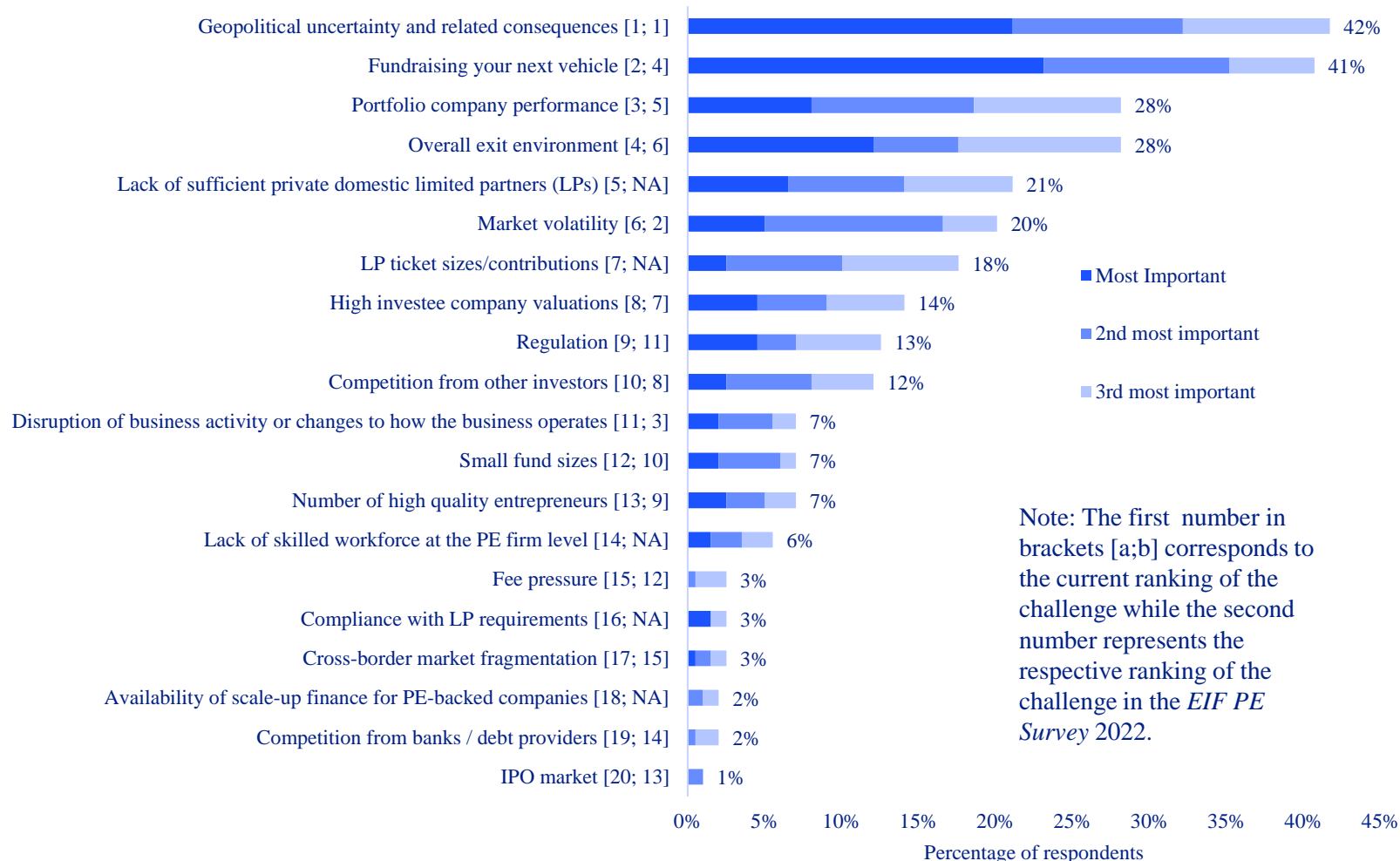
Biggest challenges faced by portfolio companies over time



Q: “Please select the biggest challenges you currently see for your PE mid-market portfolio companies.” Notes: 1. The graph shows the percentage of respondents that selected the respective challenge as the first most important in each survey wave. 2. Some categories were not available each year. 3. Some categories are aggregated in this chart (e.g., “Securing financing / liquidity” includes “Securing debt financing”, “Securing liquidity” and “Securing equity financing”).

- “Costs of production and labour”, “Recruiting high-quality professionals” and “Geopolitical uncertainty” top the list of the **most important challenges faced by PE firms’ portfolio companies in 2023**. These challenges have been key for portfolio companies for the past two years.
- “Customer acquisition and retention” re-gained importance as a challenge in 2023, while “Disruption of business activity” and “Supply chain” have become less important.
- Over 40% of respondents that selected “Securing financing / liquidity” referred to the challenge of “Securing debt financing”.

Biggest challenges currently seen in PE MM business



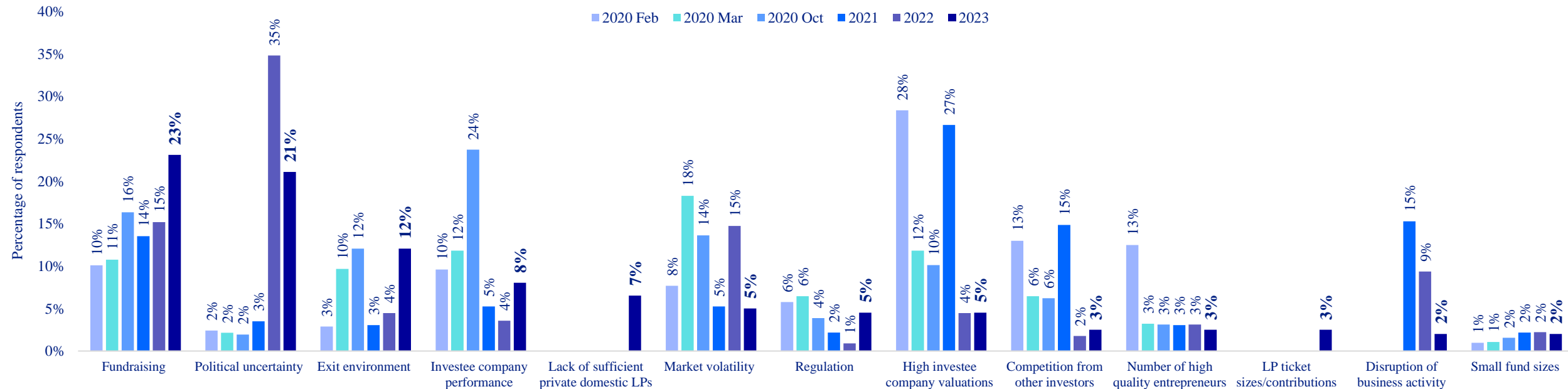
Geopolitical uncertainty remains the key challenge in PE MM business.

- “**Geopolitical uncertainty and related consequences**” remained the top challenge for PE MM business (in contrast to the VC business, where it became substantially less important).
- This was followed by “**Fundraising**”, “**Portfolio company performance**” and the “**Overall exit environment**” which became increasingly important as challenges; also in the case of VC.
- Linked to fundraising, “**Lack of sufficient domestic LPs**” and “**LP ticket sizes/contributions**” were **new challenges** introduced in this survey wave and emerged **in the top-10 challenges** highlighted by respondents.
- By contrast, “**Market volatility**” and “**Disruption of business activity**” (the second and third most important challenges in 2022, respectively) became **significantly less important** this year.

Q: “Please select the biggest challenges you currently see in the PE mid-market business.” (multiple selection possible) Note 1: Several categories were renamed or added over the years. For example, as of 2023, the categories “Availability of scale-up finance for venture-backed companies”, “Lack of skilled workforce at the VC firm level”, “Lack of sufficient private domestic limited partners (LPs)” and “LP ticket sizes/contributions” were introduced. Note 2: The graph shows the percentage of respondents that selected the respective item as their first, second or third most important challenge. Note 3: This graph presents the results only for the year 2023.

Biggest challenges faced by PE MM firms over time

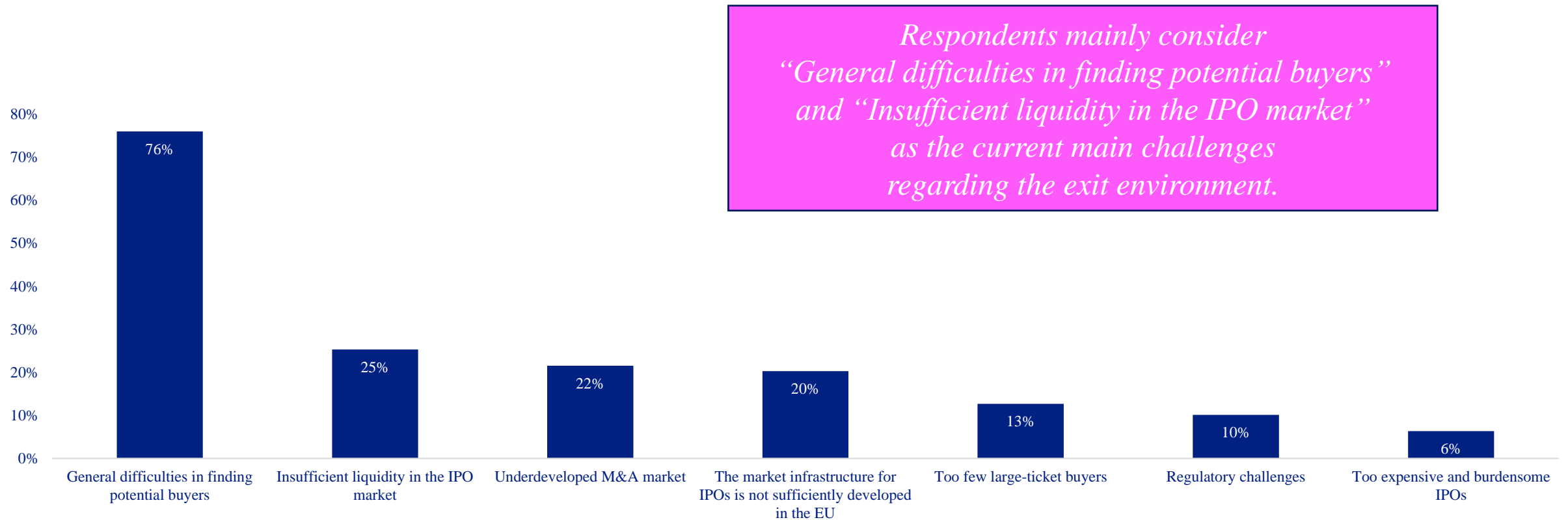
“Fundraising” replaced “Political uncertainty” as the first most important challenge faced by PE MM firms, and the “Exit environment” has strongly increased in importance as a challenge.



Q: “Please select the biggest challenges you currently see in your PE mid-market business.” Note 1: Several categories were renamed or added over the years. For example, as of 2023 the categories “Availability of scale-up finance for PE-backed companies”, “Lack of skilled workforce at the PE firm level”, “Lack of sufficient private domestic limited partners (LPs)” and “LP ticket sizes/contributions” were introduced. Note 2: The graph shows the percentage of respondents that selected the respective challenge as their first most important in each survey wave.

- **“Fundraising”** increased in relative importance as a key challenge for PE MM fund managers over time, and was most frequently stated by respondents as the *first* most important challenge in 2023. In addition, a considerable fraction of respondents selected the **“Lack of sufficient domestic LPs”** and **“LP ticket sizes/contributions”** (newly introduced categories in this survey wave), which are challenges that relate to fundraising as well as to scale-up financing.
- **“Political uncertainty”** ranks second in 2023, followed by the **“Exit environment”** and **“Investee company performance”**, which have both become much more important as challenges this year.

Challenges faced by PE MM firms in regards to the exit environment



Q: “What are the current main challenges regarding the exit environment?” (multiple selection possible)

Note: This question was asked only to those respondents who selected the “exit environment” among the biggest challenges in PE mid-market business in the preceding question.

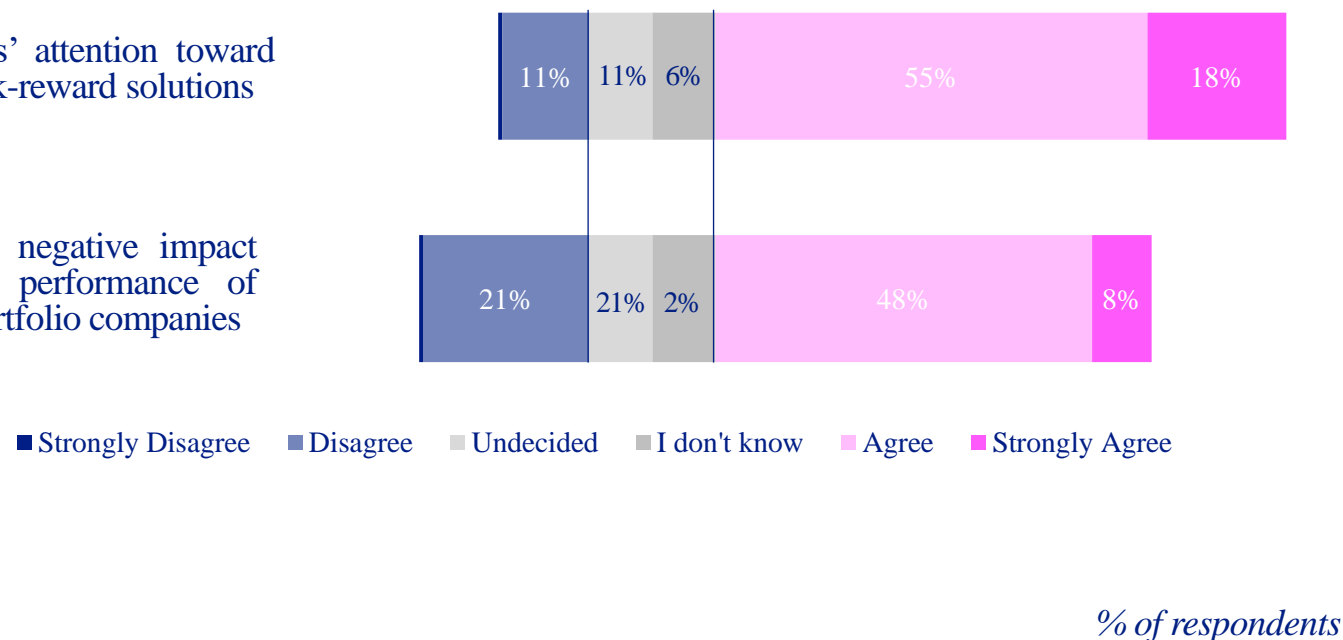
- **3 out of 4 respondents highlighted “General difficulties in finding potential buyers”** as the main challenge regarding the exit environment.
- Additional challenges mentioned by PE MM fund managers are **“Insufficient liquidity in the IPO market”, “Underdeveloped M&A markets”** as well as **“Insufficiently developed market infrastructure for IPOs in the EU”**.

Effect of rising interest rates

Rising interest rates will...

Shift LPs' attention toward better risk-reward solutions

Have a negative impact on the performance of your portfolio companies



Q: "Please indicate to what extent you agree or disagree with the following statements"

*Rising interest rates
are mainly expected to impact
LP investment preferences*

- Among the respondents, 73% expect that higher interest rates will **shift LPs' attention towards better risk-reward solutions** that would provide attractive yields at a lower risk.
- At the same time, 56% of the surveyed PE MM fund managers expect that rising interest rates will have a **negative impact** on their **portfolio companies' performance**.
- 1 in 5 respondents do not expect any negative impact of rising interest rates on portfolio companies' performance.

Impact of prolonged increase in interest rates

A prolonged increase in interest rates could...

Move investor preferences toward sectors and companies that are less sensitive to interest rate movements

60%

Mitigate investor appetite to invest in PE funds

52%

Decrease the valuation for PE fund

47%

Decrease investor appetite for acquisitions

42%

Decrease investor appetite for IPOs

15%

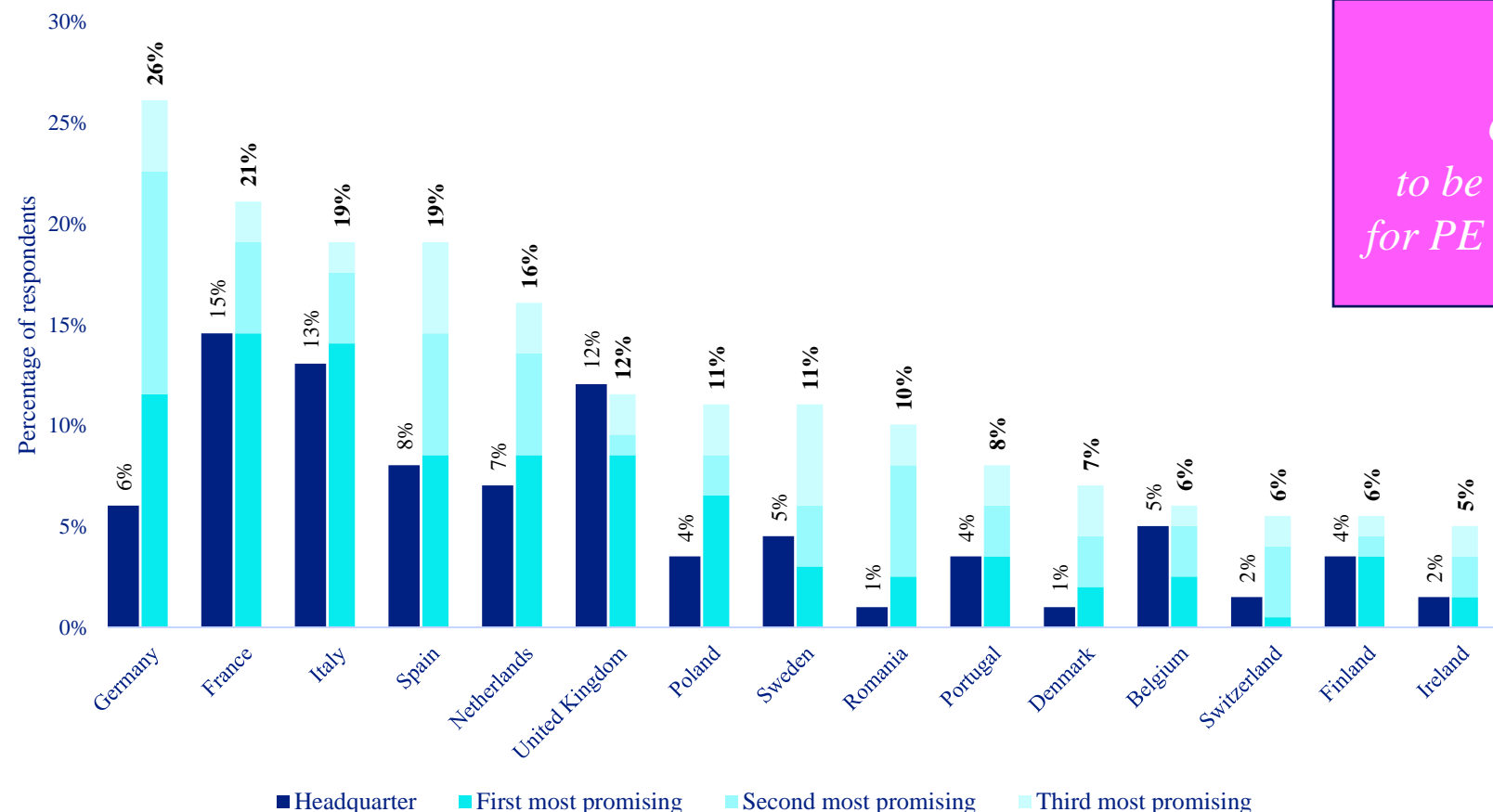
% of respondents

A prolonged increase in interest rates is expected to affect investors' preferences the most

- 3 in 5 PE MM fund managers state that a prolonged increase in interest rates could **shift investor preferences towards sectors and companies that are less sensitive to interest rate movements**.
- Approximately half of the respondents fear that a prolonged increase in interest rates could **mitigate investor appetite to invest in PE funds and decrease the valuations for PE funds**.

Q: "What type of impact could a prolonged increase in interest rates have?" (multiple selection possible)

Most promising countries for PE MM investments



*Respondents expect
Germany, France, Italy, and Spain
to be the most promising European countries
for PE MM investments over the coming months*

- **Germany, France, Italy and Spain** have been ranked as the most promising European countries for PE mid-market investments in the next 12 months.
- As regards the **first most promising countries**, **France and Italy** show the highest share of respondents.
- For **Germany**, the difference between the share of respondents that selected the respective country as the most promising and the share of respondents headquartered in the same country is particularly high.

Percentages in **black font** on top of the green bars show the aggregate percentage of respondents who have ranked the respective country in their top-3 choices.

Q: “In which country/geography is your firm headquartered?”

Q: “According to your expectation, please select those European countries (up to 3) that will be the most promising for PE mid-market investments over the next 12 months.”

Most promising countries for PE investments – reasons

Germany	<ul style="list-style-type: none"> • Deep talent pool, stable environment, and a vast number of SMEs with untapped growth potential. • Strong industrial base and opportunities in SMEs/midcaps in the German “Mittelstand”. • Emphasis on deep tech, healthcare, and public efforts in digitalization.
France	<ul style="list-style-type: none"> • Large, mature market with numerous investment opportunities. • Stable and resilient business-oriented economy with good government support and regulation. • Promising deeptech sector.
Italy	<ul style="list-style-type: none"> • Abundance of SMEs with growth potential and more investment opportunities due to reduced bank lending. • High-quality products, expertise, and export possibilities. • Re-shoring opportunities and economic revival led by the EU Recovery plan.

Spain	<ul style="list-style-type: none"> • Good, cost-effective skill base and low valuations. • Agile economy with low inflation, a positive macro outlook and a competitive export hub. • Extensive SME landscape with abundant deal flow and opportunities.
Netherlands	<ul style="list-style-type: none"> • Stable, reliable market with rapid rebound from crises. • Mature PE sector within a highly entrepreneurial and vibrant economy. • Diverse SME landscape and innovation focus.
UK	<ul style="list-style-type: none"> • Big market with many sellers, large investment opportunities available and abundant deal flow. • Developed ecosystem fostering innovation and entrepreneurial business culture. • Quality of management teams.

Q: “*Why do you consider this/these country/countries promising?*” (free-text question)

Note: We analyse only the top-six most promising countries in the preceding question.

Most promising sectors/industries in the near future



Key: AI: Artificial Intelligence; B2B: Business-to-Business; SaaS: Software as a Service.

Q: “Which sector/industry would you consider as the most promising for PE mid-market investments in the near future (3-5 years)?” Note: The graph was generated using Wordcloud whereby the bigger the font size the more frequently the respective answer was mentioned in the free-text field. The graph depicts the 40 most frequently mentioned sectors/industries.

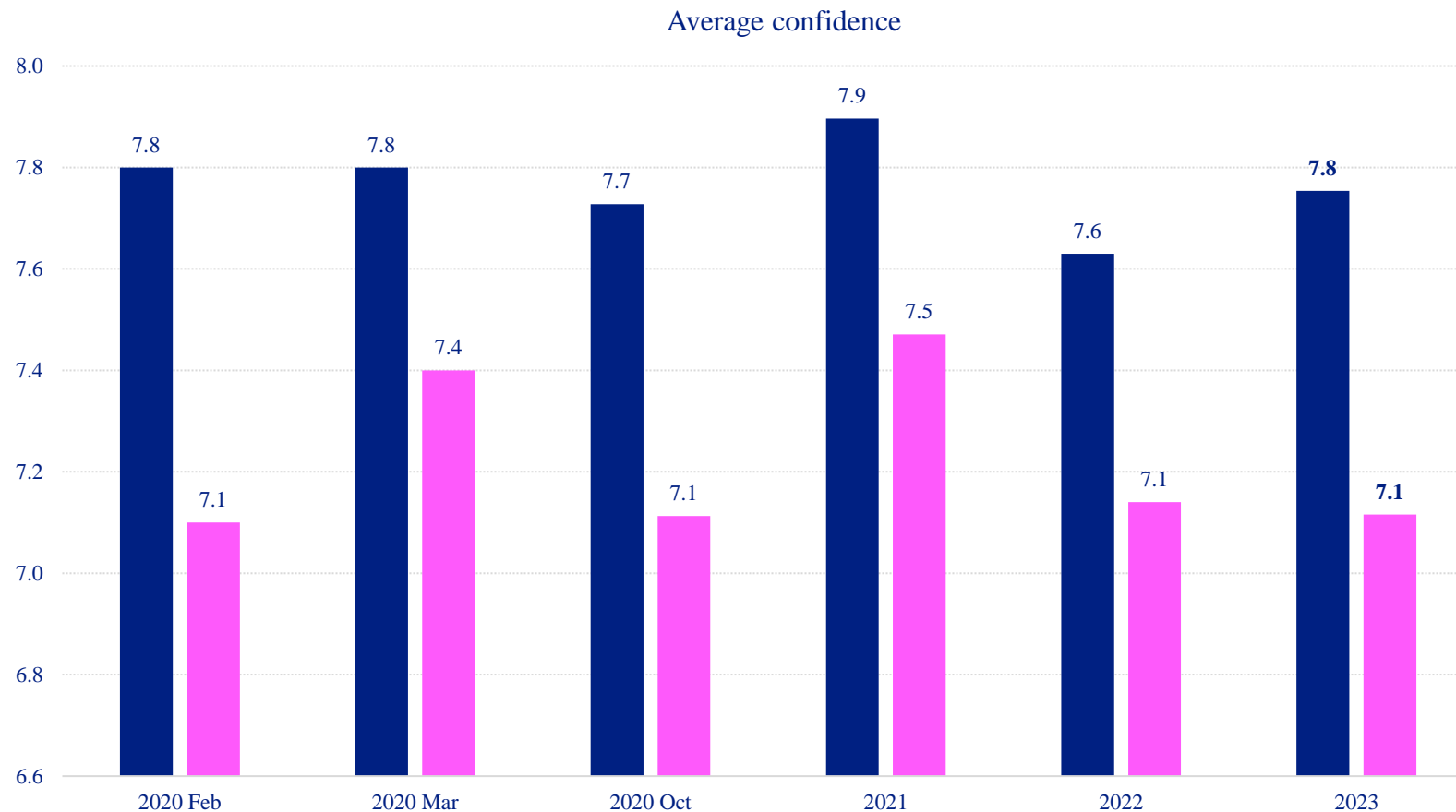
*Healthcare,
Business Services,
and Energy & Environment
are perceived as the areas
with the greatest investment potential*

- The investment potential of the **healthcare** sector (which increased particularly amid the COVID crisis) continues to be highlighted in this year’s survey results too; alongside **Business Services** (which have always been a key target industry for PE MM investments across the survey waves).
- At the same time, and in light of the challenging macroeconomic and geopolitical context, **Energy & Environment** continue to feature prominently, as survey participants highlight climate change and the transition to greener and more efficient energy sources.

PE mid-market industry growth prospects

On a scale of 1 to 10, how confident are you in the long term growth prospects of ...

- ... the PE mid-market industry in **your market**?
- ... the **European** PE mid-market industry?



Fund managers' confidence in the long-term growth prospects of the PE MM industry in their respective market improved in 2023

- **Fund managers' confidence in the long-term growth prospects of the PE mid-market industry in their respective market improved.**
- At the same time, **confidence in the long-term growth prospects of the European PE MM industry remained stable.**
- These results mirror fund managers' **optimistic expectations** for most of the *EIF PE MM Survey* market sentiment categories, **despite a very difficult current situation.**
- At the same time, the confidence levels are still far **above the average of the bandwidth** (1 to 10) from which respondents could choose their confidence value.

EIF PE MM Survey

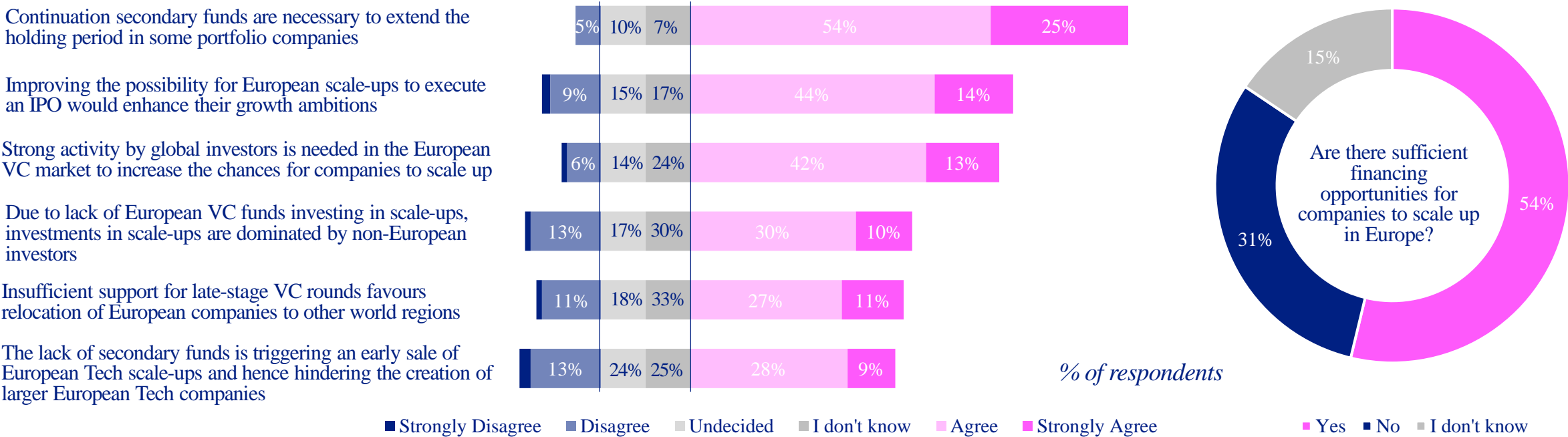
3 | *Scale-up financing & European strategic autonomy*

EIF Research & Market Analysis
Survey wave 2023



Scale-up financing

Although most fund managers perceive sufficient scale-up financing opportunities, the majority of respondents perceive a need for continuation secondary funds, improving possibilities to execute an IPO, and stronger activity by global investors



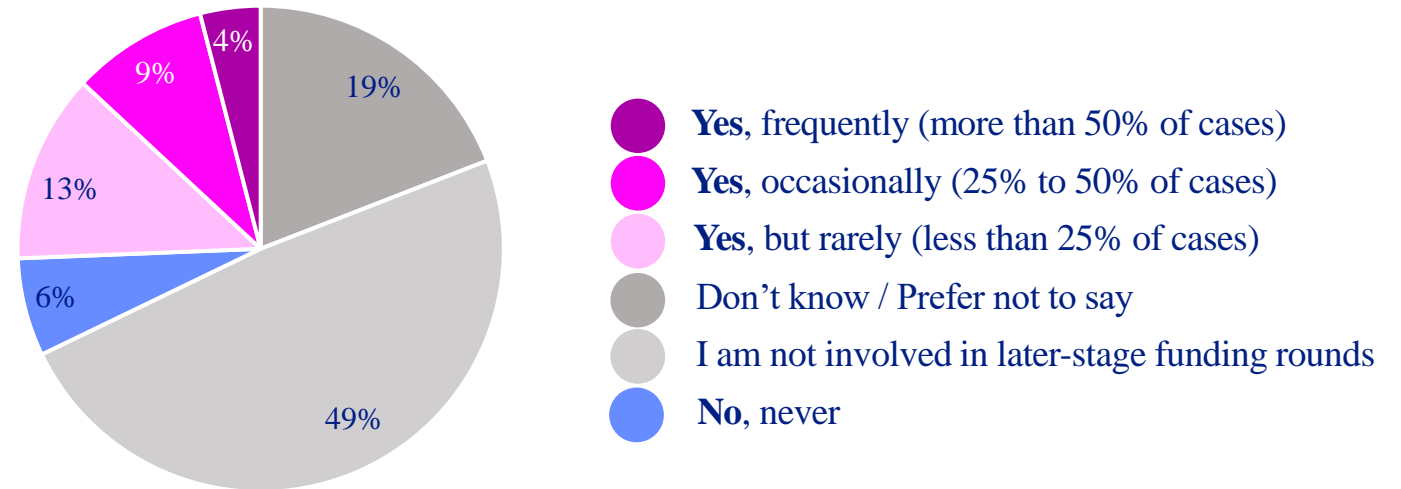
- Q: “Do you think that there are sufficient financing opportunities for companies to scale up in Europe?”

Q: “Please indicate to what extent you agree or disagree with the following statements.”

Q: “Do you see any other issue related to the financing of scale-up companies in Europe not mentioned above?”
- In the context of scale-up financing, 79% of respondents perceive **continuation secondary funds** as necessary to extend the holding period in some portfolio companies. **Improving possibilities to execute an IPO** is considered important to enhance the growth ambitions of European companies. Most respondents also agree that **strong activity by global investors** in European VC is needed for scale-up financing in Europe.
 - Respondents also mentioned other challenges such as the absence of a robust, integrated IPO market in Europe, extensive bureaucracy, as well as disparate legislation and regulatory frameworks across countries as additional factors complicating the financing of scale-ups.

Scale-up financing: *non-EU investors*

Only a small fraction of PE MM fund managers have frequently observed non-EU investors in later-stage venture funding rounds

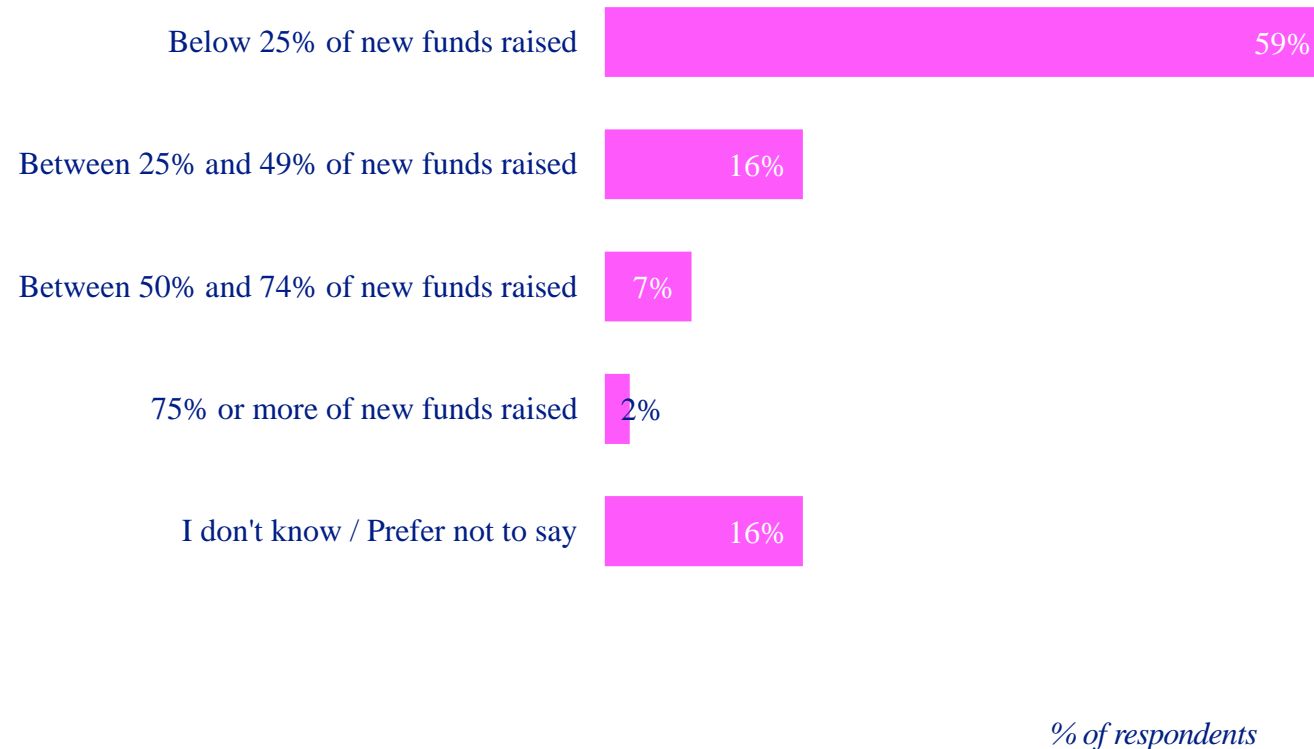


Q: "Have you observed non-EU lead investors in later-stage venture funding rounds for your EU companies?"

- Among PE MM fund managers, 4% have frequently observed non-EU lead investors in later-stage venture funding rounds. A larger share of respondents (22%) has occasionally or rarely observed such investors.
- Only 6% of respondents have never observed non-EU lead investors in later-stage venture funding.
- However, among all respondents, 49% are not involved in later-stage venture funding rounds, and an additional 19% stated that they either do not know or prefer not to provide a response.

Fundraising from non-European LPs

Non-European LPs provide ...



6 in 10 respondents perceive the share of fundraising from non-European LPs as below 25%

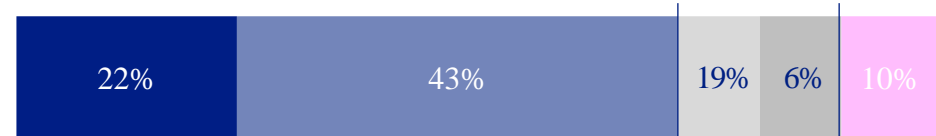
- 59% of respondents perceive the share of **new funds raised by foreign LPs** as less than 25%.
- Only 1 in 10 PE MM fund managers perceive the share of new funds raised by foreign LPs as 50% or higher.

Q: “Regarding PE fundraising in your reference market, how would you describe the current share of non-European LPs versus European LPs?”

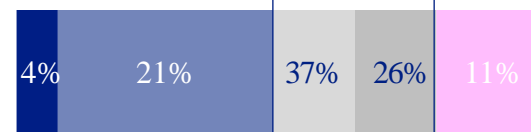
Presence of non-European LPs, fund managers, and role of Brexit

The presence of non-European LPs is not perceived as a threat to the PE MM industry

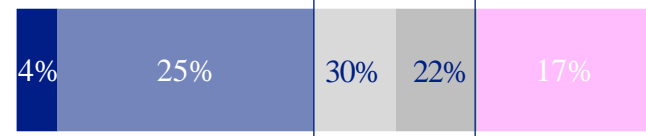
The presence of non-European LPs constitutes a threat to the PE industry in your reference market.



After Brexit, there is an increasing interest of UK limited partners to invest in funds launched by fund managers located in your reference market.



After Brexit, there is an increasing number of UK fund managers moving or opening a subsidiary in your reference market.



■ Strongly Disagree ■ Disagree ■ Undecided ■ I don't know ■ Agree ■ Strongly Agree

Q: "The presence of non-European LPs constitutes a threat to the PE industry in your reference market."

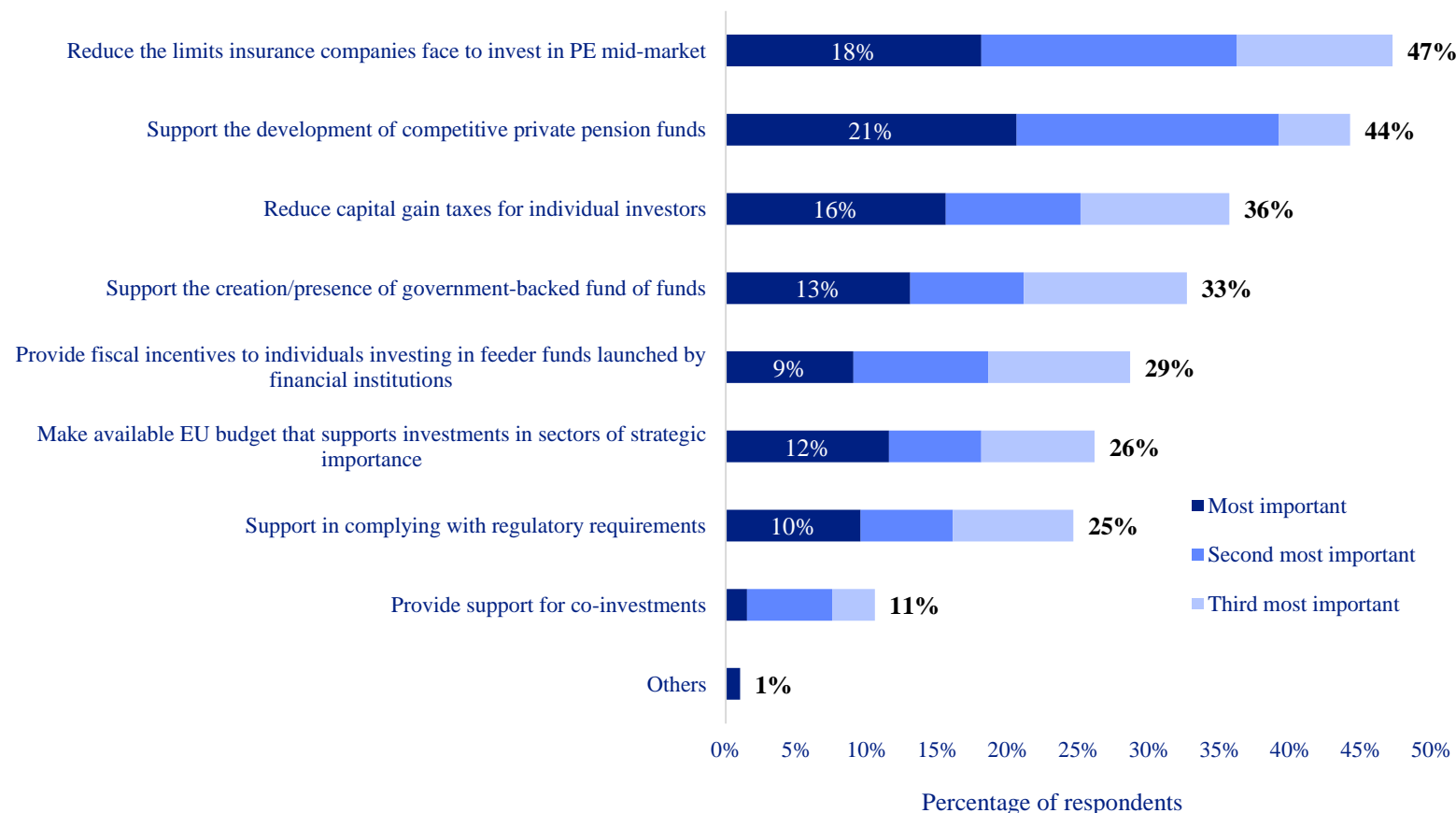
Q: "After Brexit, there is an increasing interest of UK limited partners to invest in funds launched by fund managers located in your reference market."

Q: "After Brexit, there is an increasing number of UK fund managers moving or opening a subsidiary in your reference market."

Q: "Which sectors would you consider most relevant to strengthen the EU strategic autonomy?"

- 65% of **respondents do not perceive** the presence of **non-European LPs** as a **threat to the PE industry**.
- 1 in 4 **respondents do not perceive an increasing interest of UK LPs** to invest in funds launched in the respondents' respective reference markets **after Brexit**. Almost 3 in 10 respondents do not perceive an increasing number of UK fund managers **moving or opening a subsidiary** in those markets.
- Respondents consider **tech, energy, healthcare, defense, semiconductors, and manufacturing** as the most relevant sectors to strengthen the **European strategic autonomy**

Policies to support the development of the PE mid-market industry



Note: Percentages in **black font** next to of the bars show the aggregate percentage of respondents who have ranked the respective policy measure in their top-3 selections. Reading example: For 47% of the respondents, “Reduce the limits insurance companies face to invest in PE mid-market” is among their top-3 suggested policy measures; for 18%, it is even the first most important suggested policy measure.

Q: “What policy measures would you suggest to support the development of the PE mid-market industry in your reference market?” (multiple selection possible); and then “rank them by importance.”

Note: The graph shows the total percentage of respondents with respect to the three most important policies.

Policies to attract insurance companies and private pension funds are the most frequently suggested measures to support the development of the PE mid-market industry

- **Reducing the limits insurance companies face to invest in PE mid-market and supporting the development of competitive private pension funds** are the most frequently suggested policy measures to support the development of the PE mid-market industry.
- PE MM fund managers also frequently suggested to **reduce capital gain taxes for individual investors** and to **support the creation/presence of government-backed funds of funds.**

EIF PE MM Survey

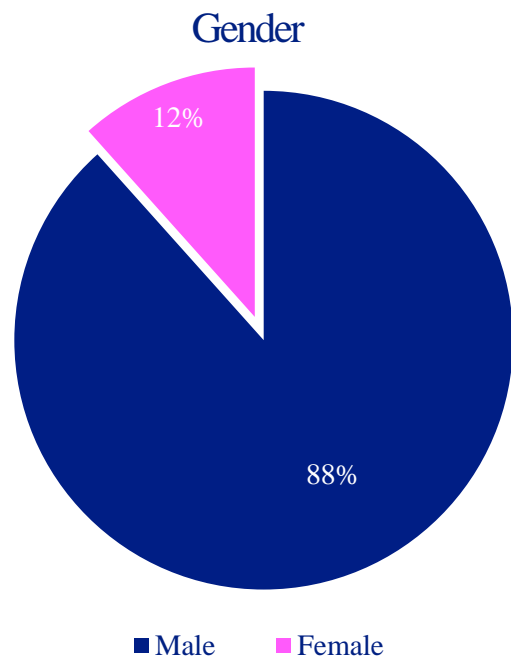
4 | *Human capital and PE firm characteristics*

EIF Research & Market Analysis

Survey wave 2023

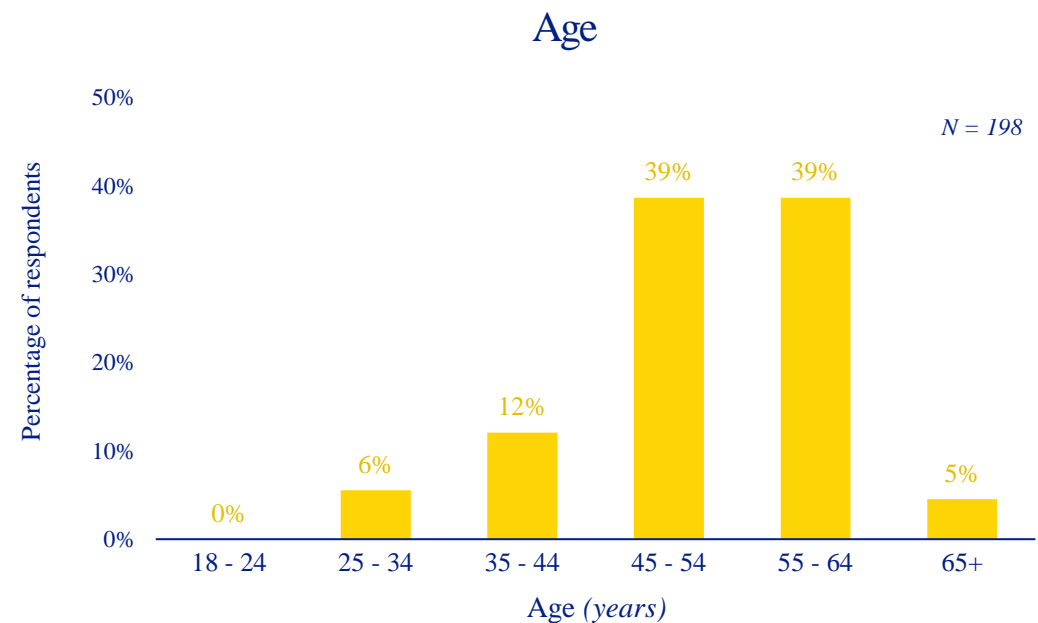


Respondents' human capital characteristics: *gender and age*



Q: "How do you identify?"

Almost 9 in 10 respondents are male.



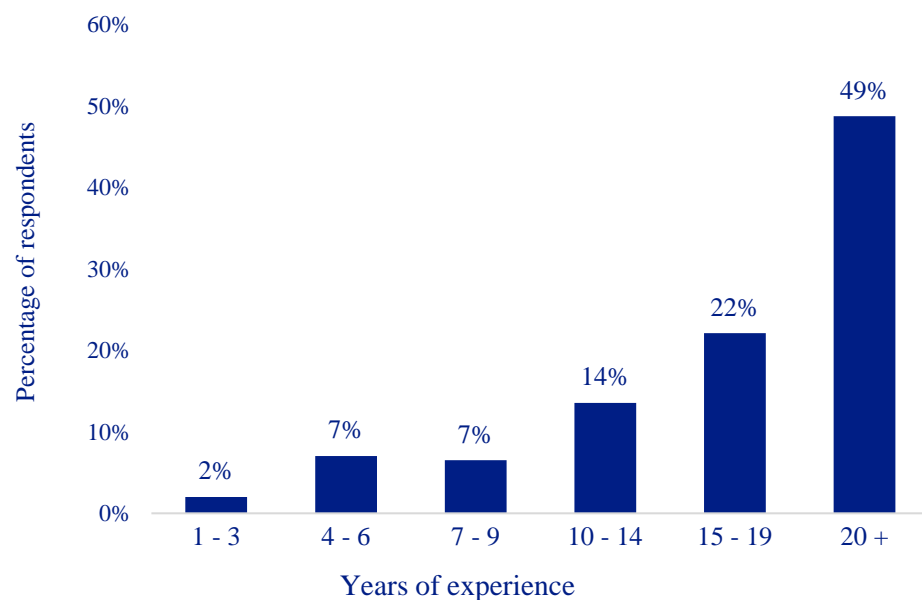
Q: "What is your age?"

Note: The response option "Prefer not to say" was excluded from the graph.

The vast majority (78%) of the respondents are between 45 and 64 years of age. Only about 6% are younger respondents, below 35 years old.

Respondents' human capital characteristics: *experience in PE*

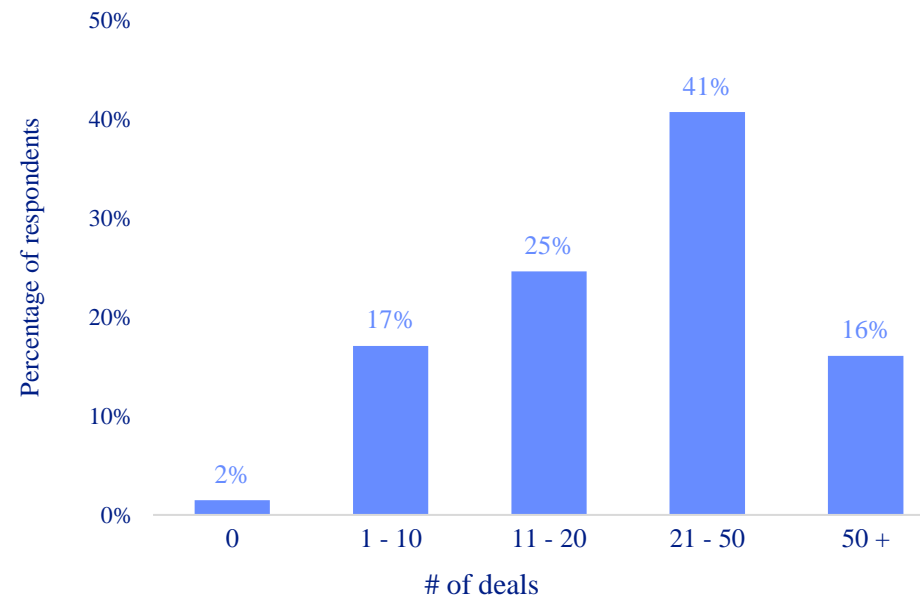
Years of experience in PE



Q: "In total, how many years of experience in investment-related activities in the PE industry do you have?"

The vast majority of respondents are experienced PE investors, with almost half of them having more than 20 years of experience.

Number of signed PE deals

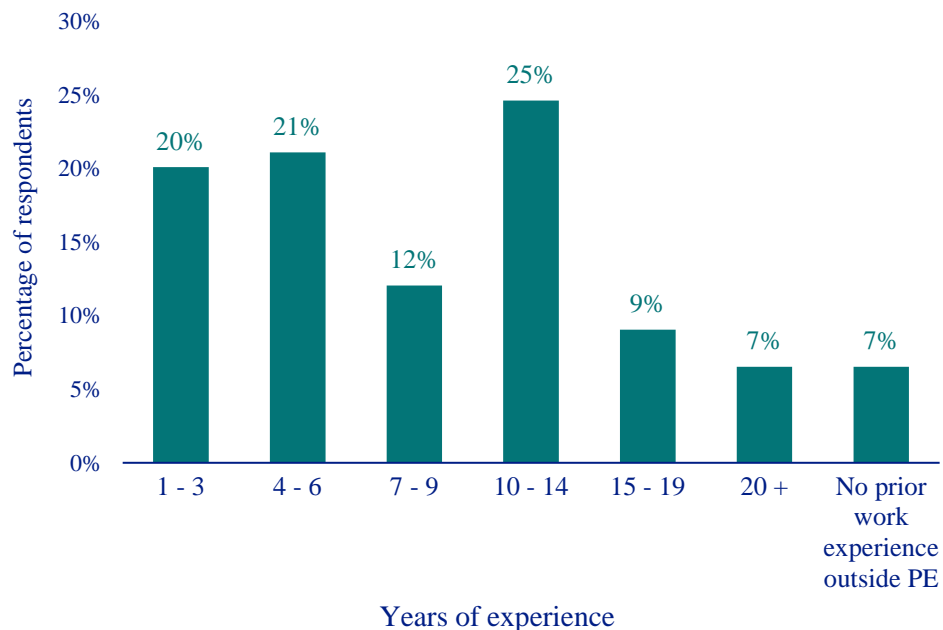


Q: "In total, in how many signed PE deals have you been involved in your career?"

Almost 6 in 10 respondents have been involved in 20 or more signed PE deals.

Respondents' human capital characteristics: *experience outside PE*

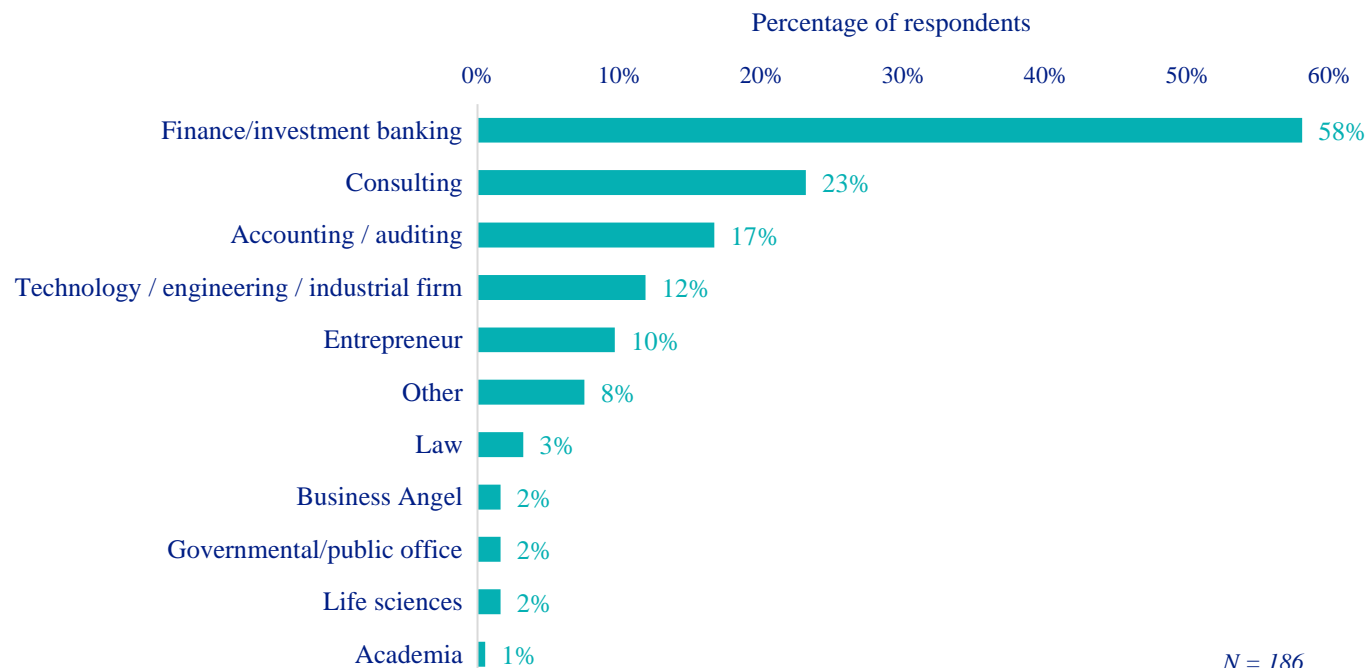
Years of experience outside PE



Q: "How many years of work experience outside the PE industry do you have?"

4 in 10 PE MM fund managers reported having more than 10 years of other experience outside the PE industry

Type of experience outside PE



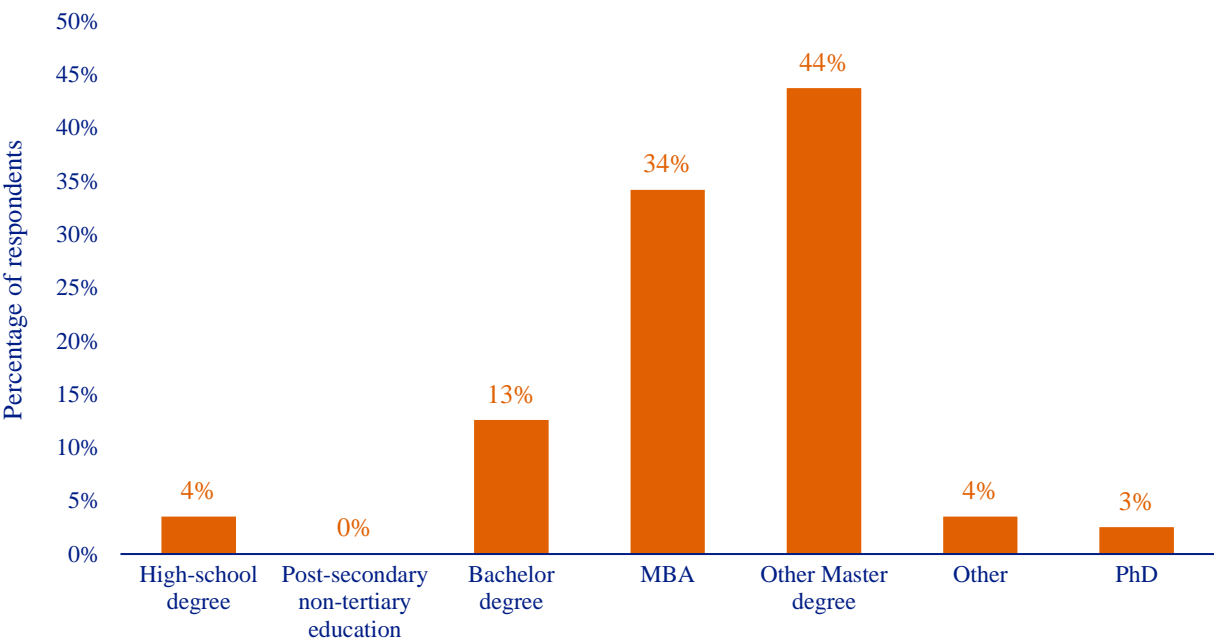
N = 186

Q: "Which of the following would best describe your type of work experience (outside the PE industry)?" (multiple selection possible)

Respondents are more often former investment bankers or consultants; only 1 in 10 are former entrepreneurs.

Respondents’ human capital characteristics: *education*

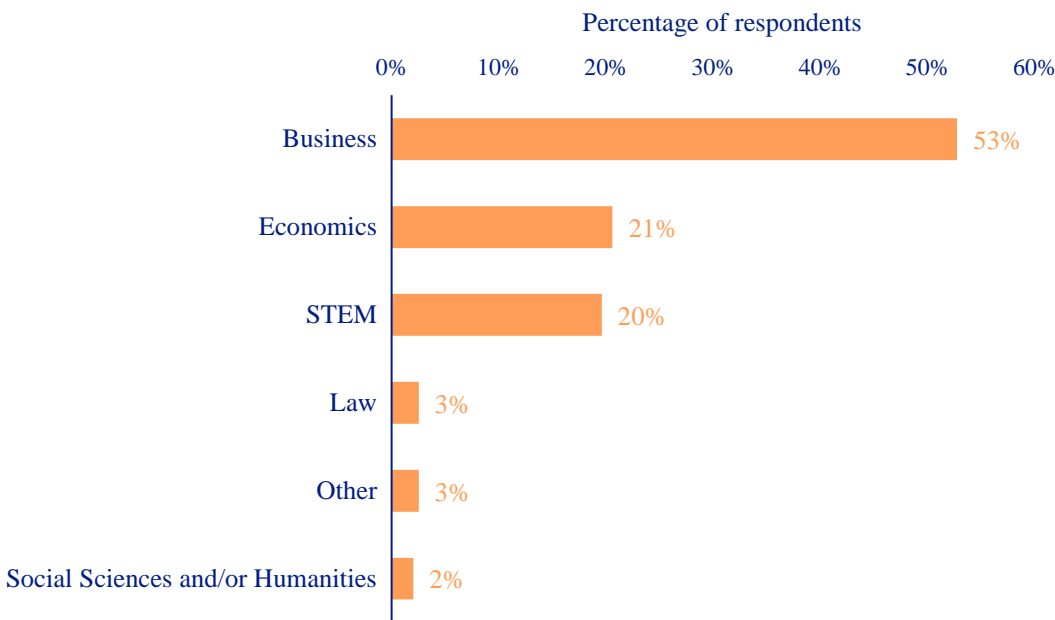
Level of education



Q: “What is your highest degree of education?”

PE MM fund managers are highly-educated investors, with 8 in 10 having a post-graduate qualification.

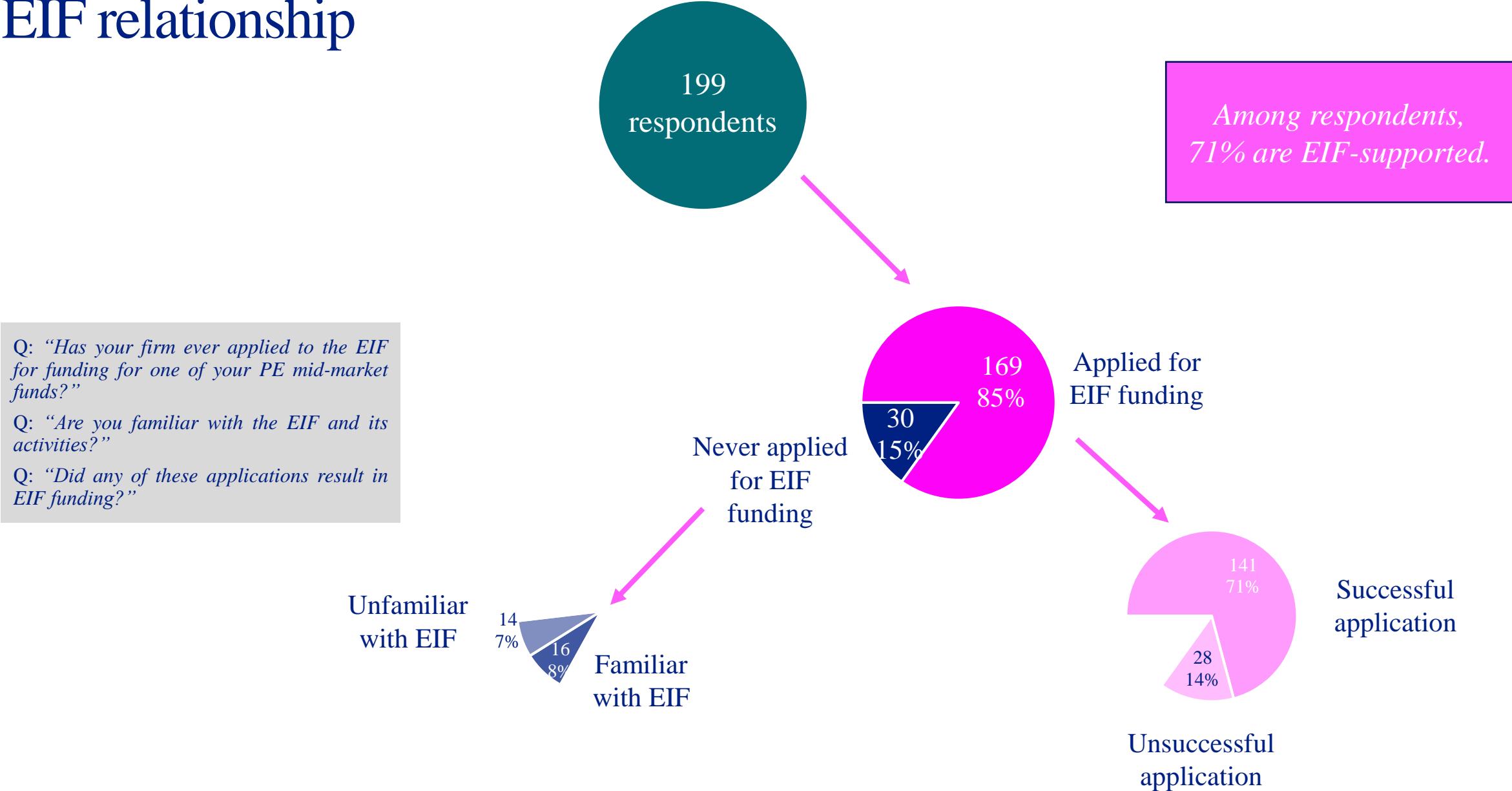
Focus of education



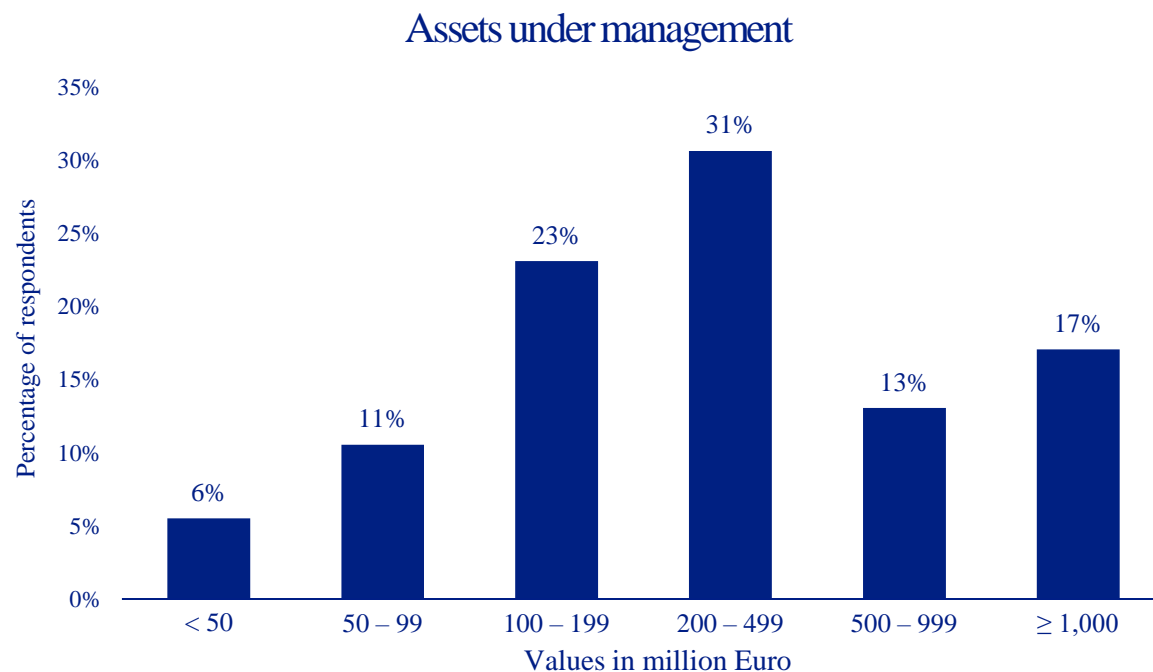
Q: “What was the main field in your education?”

More than half of PE MM fund managers hold a business degree.

EIF relationship

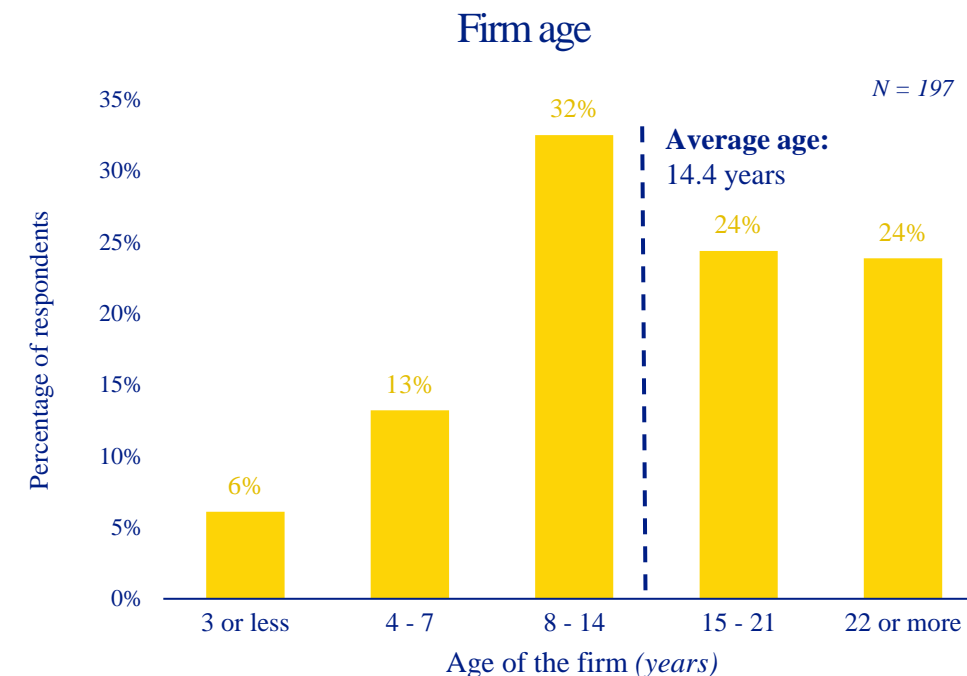


PE firm characteristics



Q: “What are your firm’s total approximate assets under management (defined as “the sum of capital committed in all active funds”)?”

6 in 10 respondents report assets under management greater than EUR 200m in their respective PE firms.



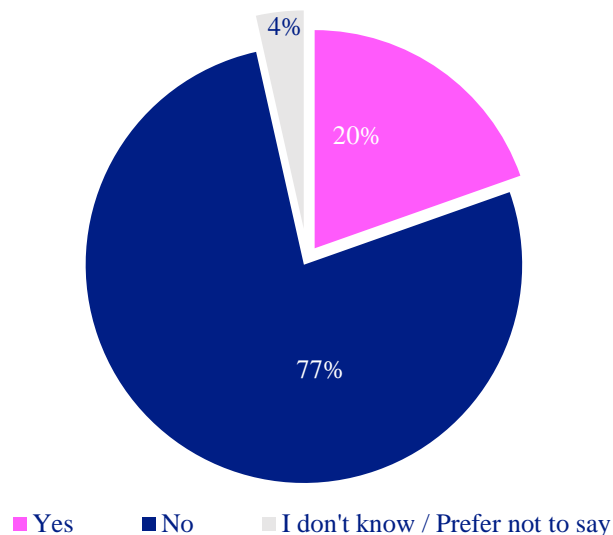
Q: “In what year was your firm established?”

Note: The response option “I don’t know / Prefer not to say” was excluded from the graph.

The average PE firm was established in 2008/09, making it on average 14.4 years old.

Fund-related characteristics

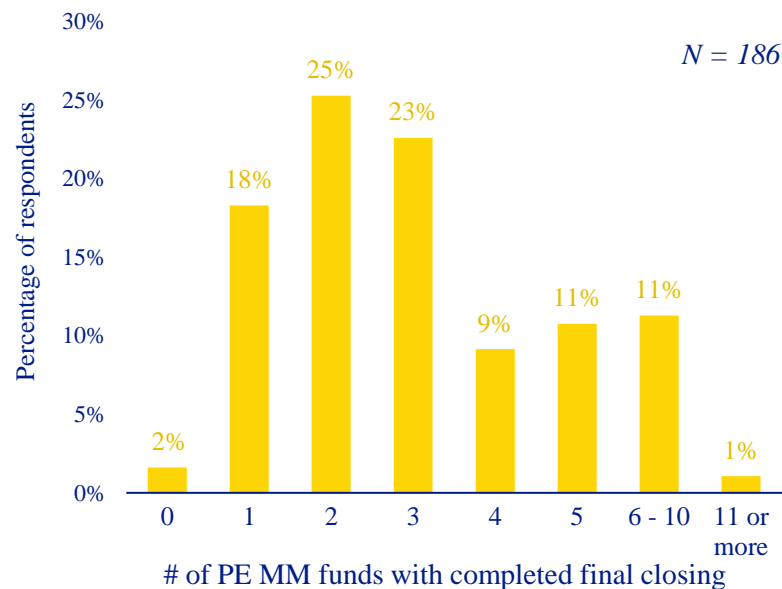
Team experience



Q: "Was the latest fund your PE firm raised also the first fund that your firm raised?"

For 1 in 5 respondents, their most recent fund was also the only one raised.

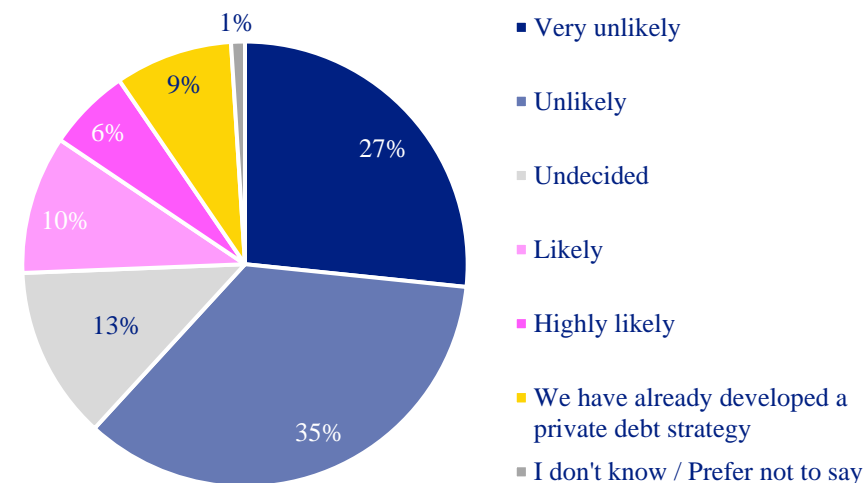
Number of PE MM funds with completed final closing



Q: "In total, for how many PE mid-market funds has your firm completed a final closing to date?"

Almost half of the surveyed PE firms have completed a final closing for two or three funds to date.

Probability of developing a private debt strategy

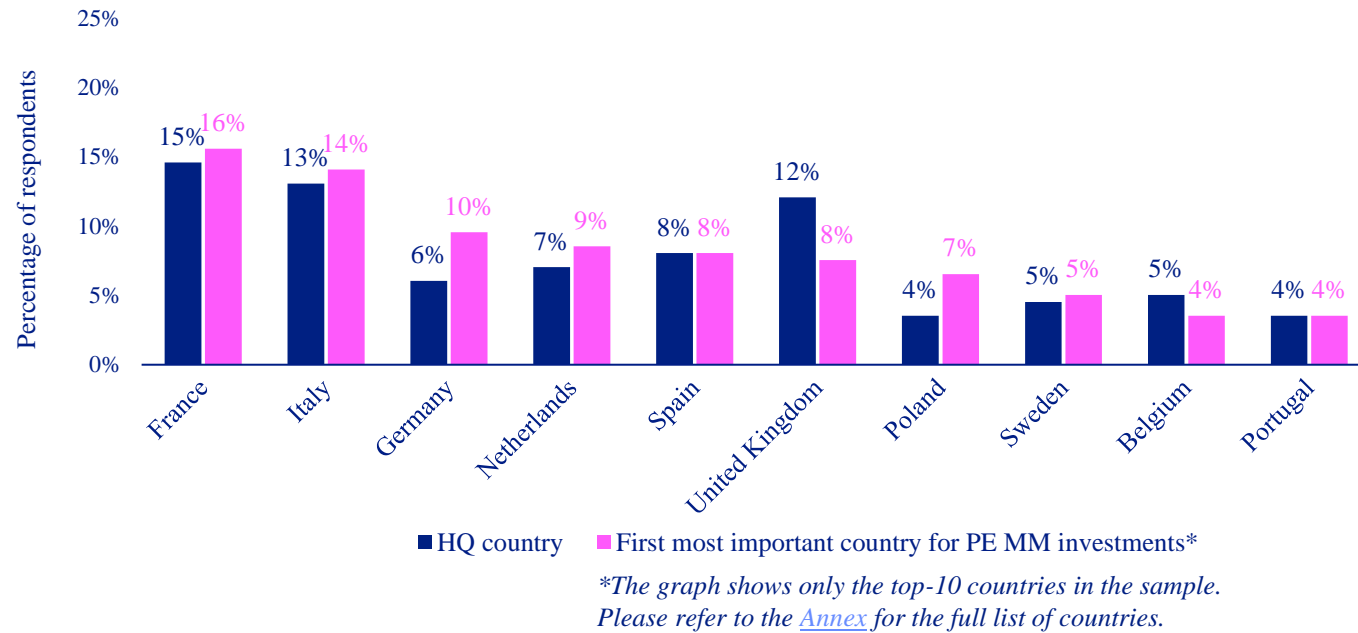


Q: "How likely would it be for your firm to develop a private debt strategy within the next 5 years?"

Approximately 6 in 10 respondents consider it unlikely to develop a private debt strategy within the next 5 years.

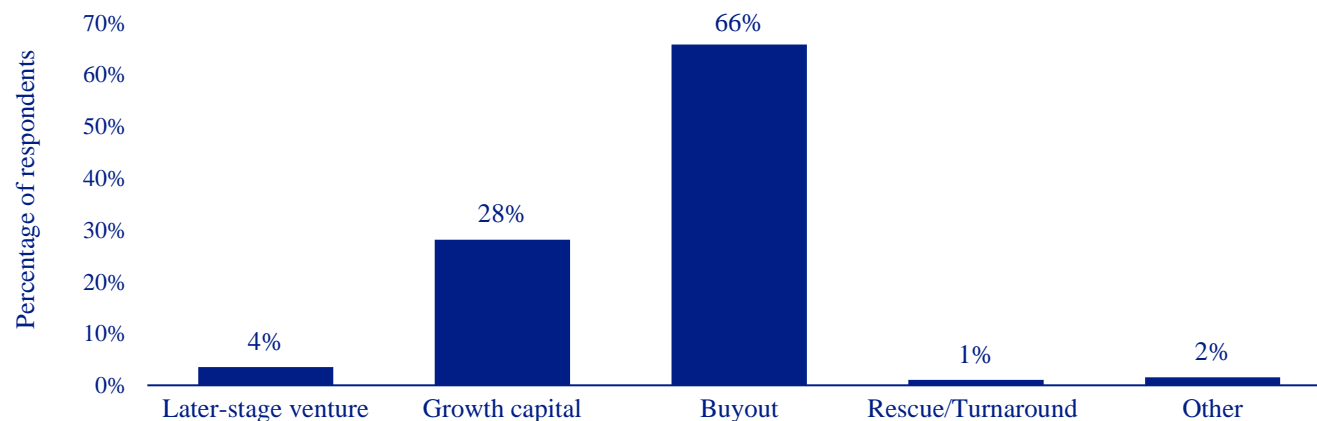
HQ & investment location / investment stage focus

Distribution of respondents by HQ country of PE firm



- **Almost 5 in 10 surveyed fund managers** are from PE firms headquartered in France (15%), Italy (13%), the UK (12%), and Spain (8%). (For further details on the survey design and sample construction, please see [Information about this study](#).)
- Overall, the frequency with which a country is selected as **the first most important country for investments is closely linked with the HQ country**.
- **Germany** is mentioned as the most important country for investments more often than would be expected from the frequency with which it is mentioned as a HQ country; this also applies for **Poland**, while the exact opposite is true for the **UK**.

Most important investment stage



Two-thirds of respondents focus on buyouts.

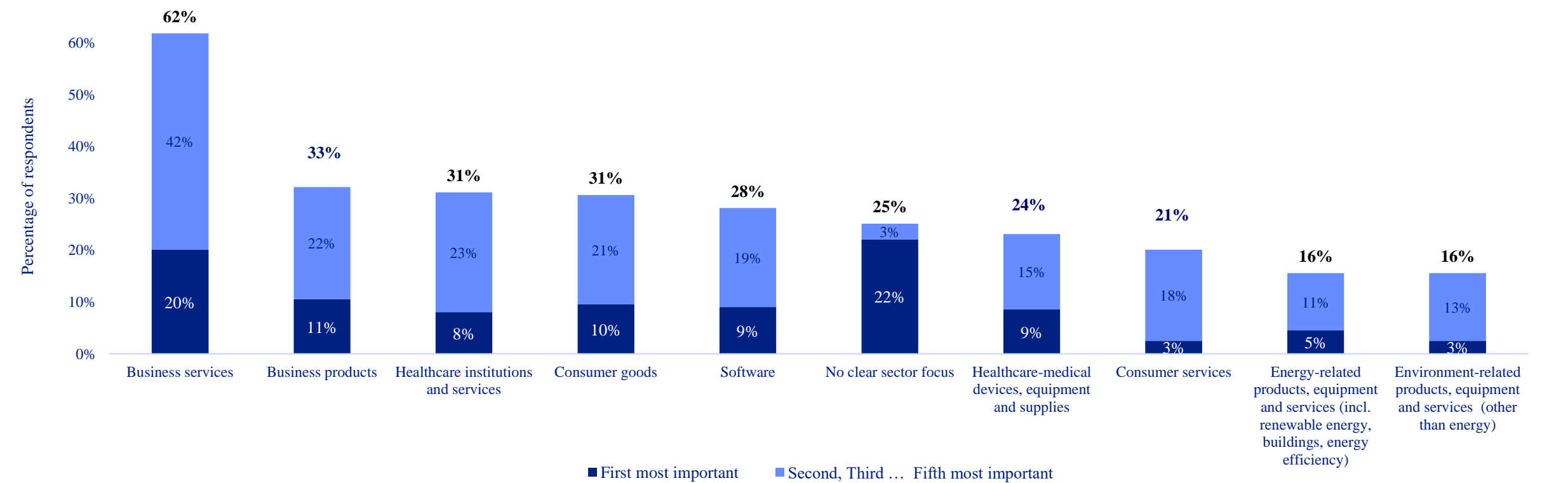
Q: "In which country/geography is your firm headquartered?"

Q: "Please select the most important countries in which your firm invests in PE mid-market." (multiple selection possible); and then "rank them by importance."

Q: "What is (are) the most important stage(s) in which your firm invests?"

Most important industries for PE MM investments

The most important industry for PE MM investments is Business services, followed by Business products, Healthcare institutions & services, and Consumer goods.

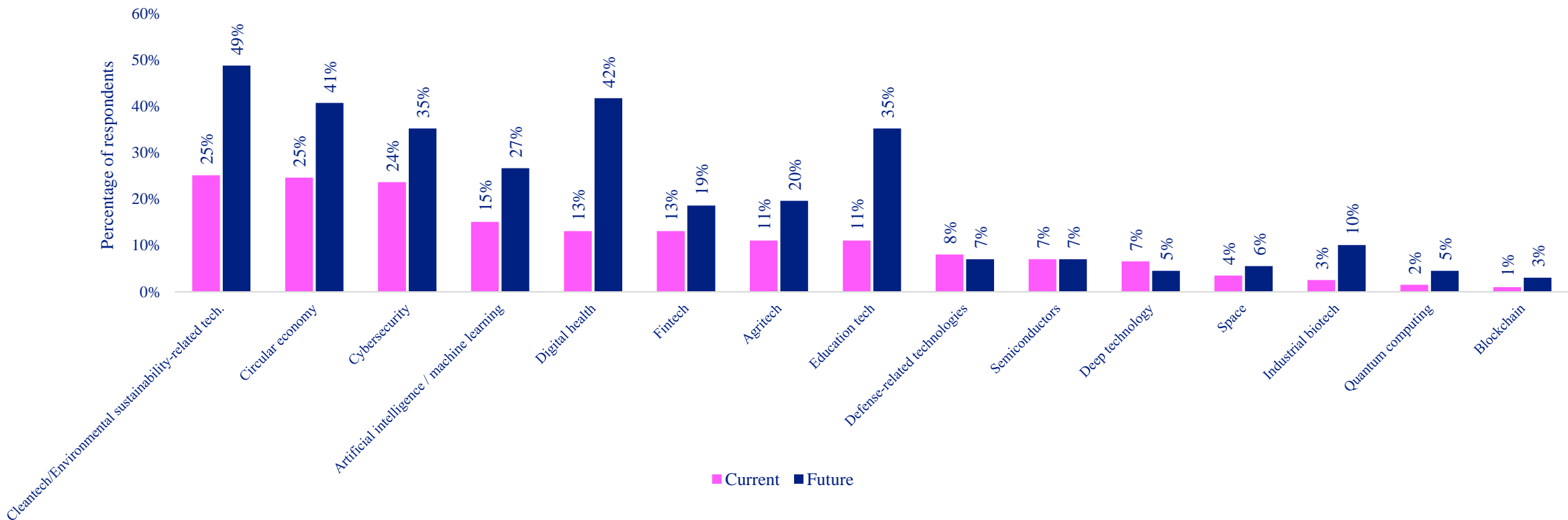


*Note: Percentages in **black font** on top of the bars show the aggregate percentage of respondents who have selected the respective industry. Reading example: 62% of PE MM fund managers invest in Business services; for 42%, it is even their first most important industry.*

Q: “Please select the most important industries in which your firm invests in PE mid-market.” (multiple selection possible); and then “rank them by importance.”

Focus of current & future investment portfolio

Respondents' current investment portfolios are more likely to include companies focusing on Cleantech, Circular economy, Cybersecurity, and Artificial intelligence. In the future, investments in Digital health and Education tech are also expected to increase.

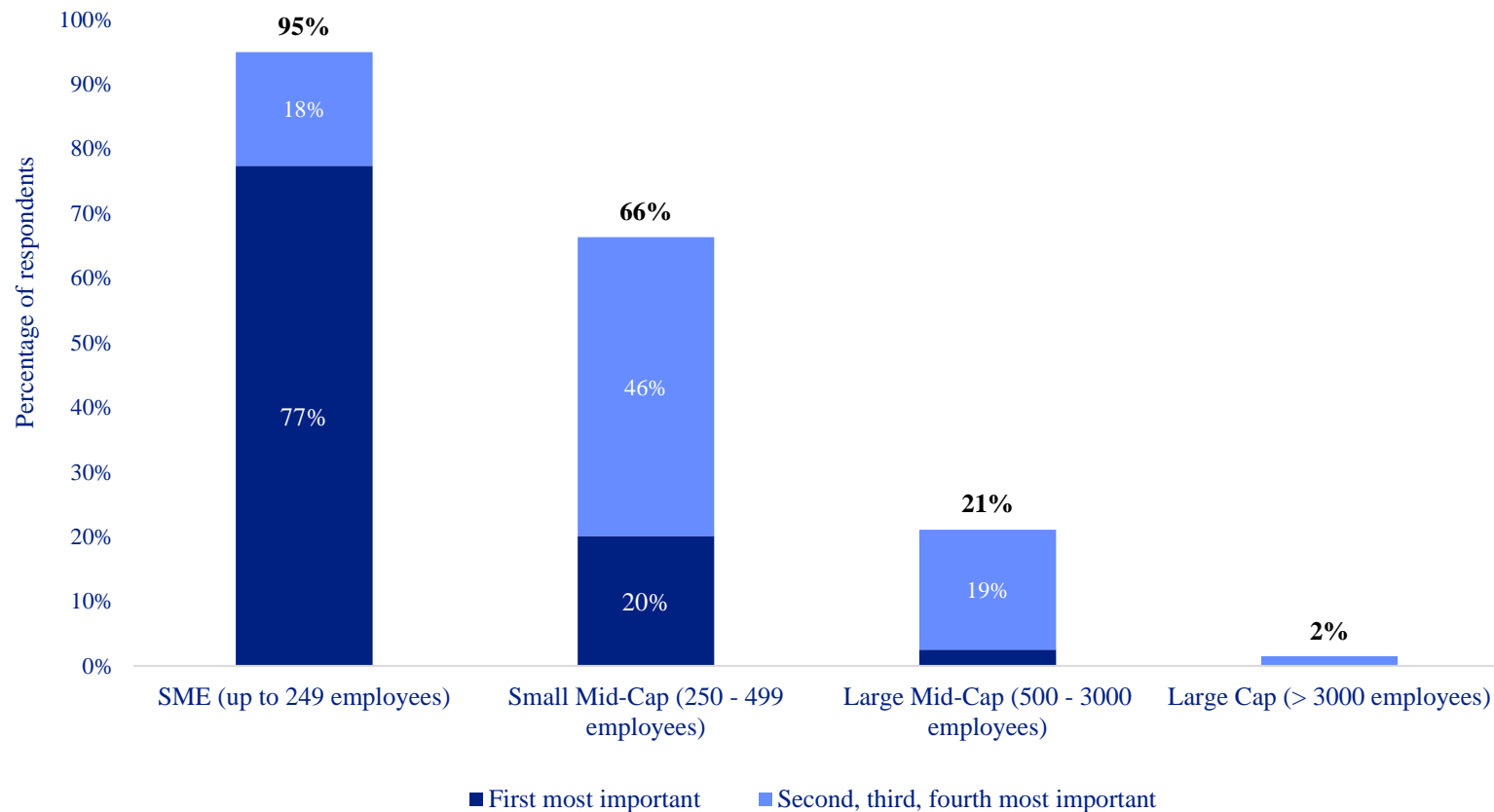


Q: “Does your current investment portfolio include at present a company focusing on the following themes?”

Q: "Does your investment portfolio aim to include in the future a company focusing on the following themes?"

Note: The response option “None of the above” was excluded from the graph.

Sizes of companies in which PE MM fund managers prefer to invest



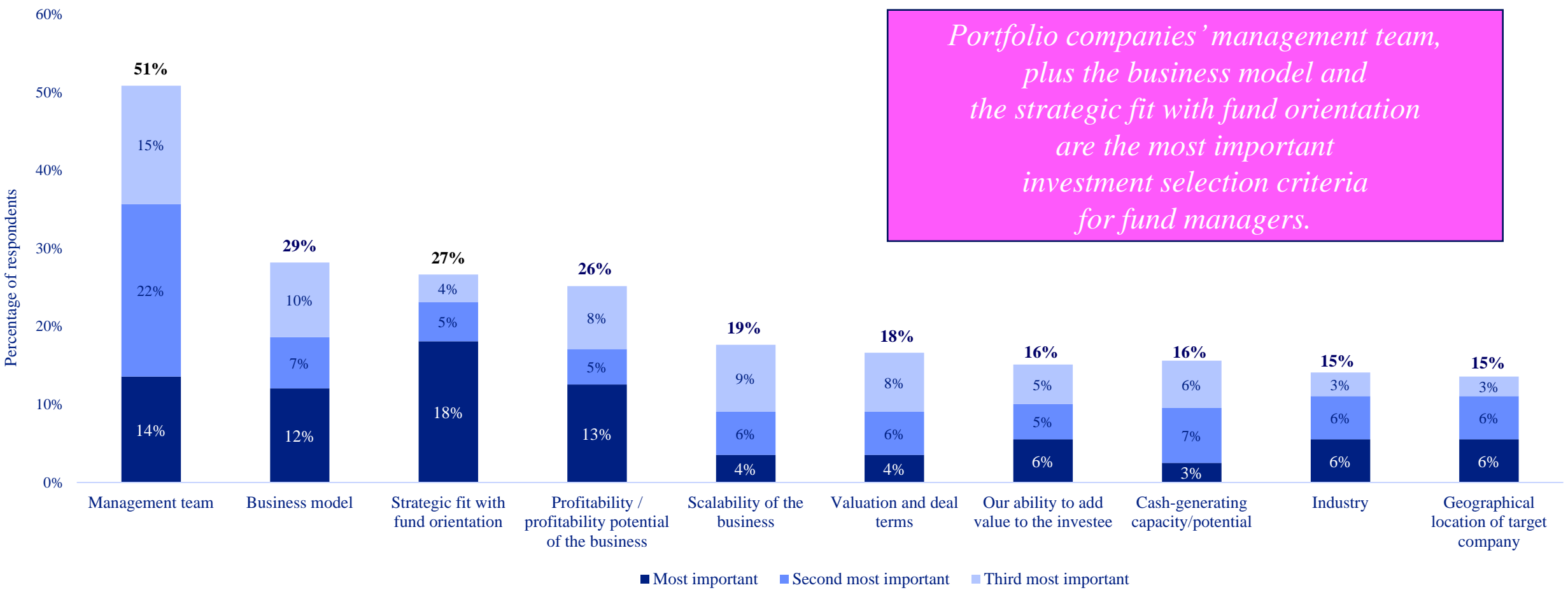
Note: Percentages in **black font** on top of the bars show the aggregate percentage of respondents who have selected the respective market segment. Reading example: 95% of PE MM fund managers invest in SMEs; for 77%, it is even their first most important investment target.

Q: “What are the sizes of companies in which your firm prefers to invest (enterprise sizes, by number of employees at the time of the first investment)?” (multiple selection possible); and then “rank them by importance.”

PE MM fund managers are predominantly targeting investments to SMEs.

- The vast majority of surveyed PE MM fund managers invest **mainly in SMEs**.
- In addition, a substantial share (20%) of PE MM fund managers stated that identified **Small Mid-Caps** as their most important target company size for investment.
- A small share of PE MM fund managers also invest in **Large Mid-Caps**, indicating participation in later funding rounds in scale-ups or in build-up processes.

PE MM investment selection criteria



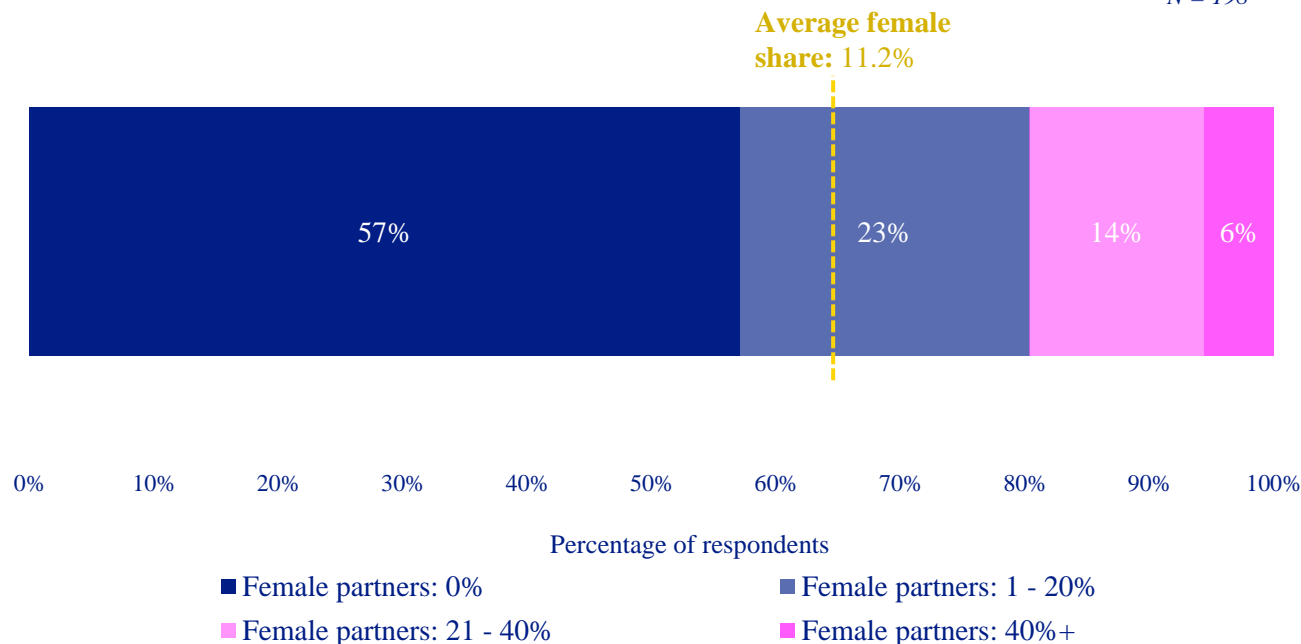
*Note: Percentages in **black font** on top of the bars show the aggregate percentage of respondents who have ranked the respective criterion in their top-3 selections. Reading example: For 51% of PE MM fund managers, “Management team” is among their top-3 criteria; for 14%, it is even the first most important criterion. The graph presents the 10 most important investment selection criteria as indicated by survey participants.*

Q: “Considering your firm’s overall activity in the PE mid-market, what are your most important investment selection criteria?” (multiple selection possible); and then “rank them by importance.”

Gender diversity: *at partner level*

Gender diversity at partner level

N = 198



Q: "How many partners (all types) are there in your firm?"

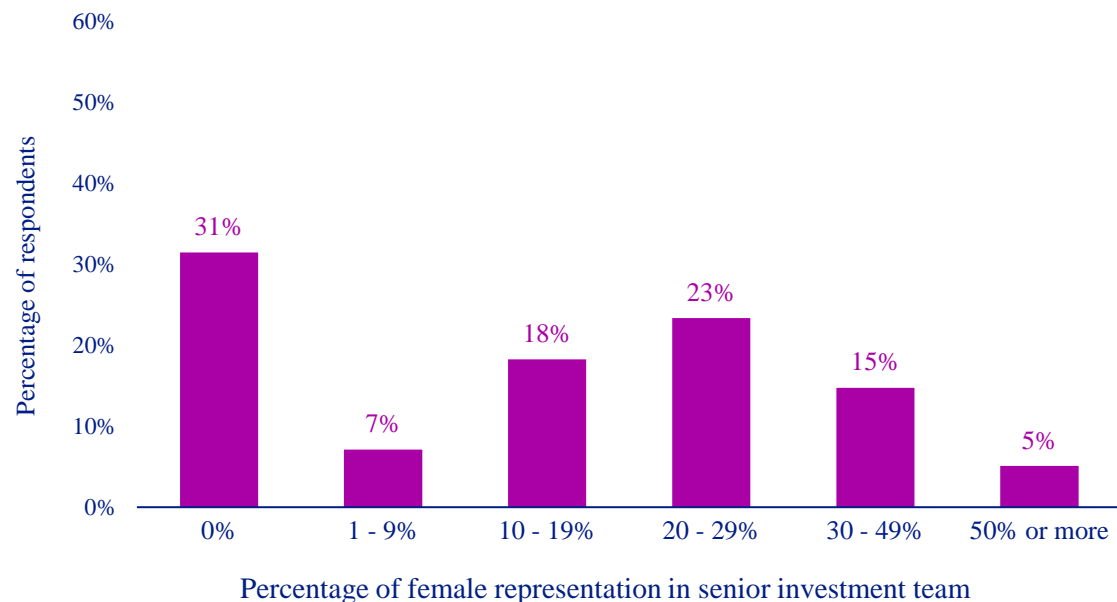
Q: "How many female partners (all types) are there in your firm?"

The vast majority (80%) of the PE teams are male-dominated, with 20% or less females as partners. No improvement is observed compared to 2022.

- **57% of respondents report no female partners at all** in the investment team of their respective PE funds. This percentage is identical to the one recorded in 2022.
- 14% report female representation at partner level between 20% and 40%.
- **Only about 1 in 20 report having a female partner share greater than 40%** in their investment team.
- The **average female representation** in the investment teams of surveyed PE firms is **11.2%**, slightly lower than the one (12.2%) recorded in 2022.

Gender diversity: *in investment-decision bodies*

Gender diversity in **senior investment team**

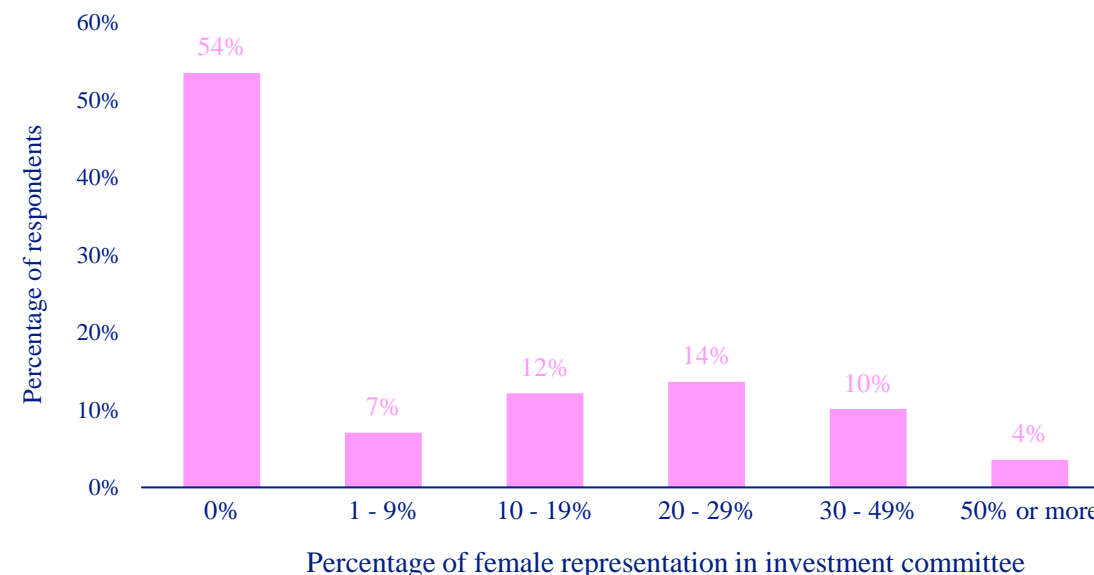


Q: "Please indicate the percentage of female representation in your firm's senior investment team."

Almost one-third of respondents report no female representation in the senior investment team of their respective PE firms.

- For almost 4 in 10 PE firms, female representation in the senior investment team is between 20% and 49%.

Gender diversity in **investment committee**



Q: "Please indicate the percentage of female representation in your firm's investment committee."


More than half of respondents report no female representation in the investment committee of their respective PE firms.

- In only about 1 in 4 PE firms, female representation in the investment committee is between 20% and 49%.

EIF PE MM Survey

5 | *Concluding remarks*

EIF Research & Market Analysis
Survey wave 2023



Policy implications

Policy solutions to strengthen market resilience and focus on structural weaknesses

- **In a market downturn, efficient public support is even more important**, to mitigate the impact of the crisis on the ecosystem.
- Policy solutions should be designed to **enhance the resilience of the European PE ecosystem to absorb shocks**, both current ones and future uncertainties. Public support should also focus on **helping to overcome structural market weaknesses**.
- Examples include policies fostering **deeper involvement of private long-term** investors, who would not readily leave during a crisis, but rather stay in the market even during downturns.
- With the PE fundraising environment significantly worsening, **strengthening the fundraising environment** should be one of the targets of future policy.
- Over the years and the various crises, the **PE ecosystem** has improved significantly and **has proven better resilience**, but there is still a lot of **room for development**.
- An efficient approach of providing public support and **crowding-in private resources** could help to **eliminate structural issues**.
- In such market conditions, an institution like the **EIF** **has an important role to play; intervening counter-cyclically** in case of market downturns and failures to **mitigate long-run risks**, in particular by designing and implementing financial instruments that **support longer-term Public Policy Goals**.
- Important examples are policies in the areas of **climate, environment, sustainability, ESG, human capital and skills** as well as **other areas of strategic importance to the EU**.

Considerable downturn might come to a halt

Market sentiment deteriorated

- The European PE markets **initially recovered quickly** from the shock of the pandemic and showed no signs of “long COVID”.
- Having said this, the sudden halt and resumption in demand following the **COVID-19** confinement measures resulted in significant supply chain issues, **igniting a rising trend in** import and producer prices, **inflation** as well as inflation expectations. These were **further fuelled by the surge in energy prices in the aftermath of the war in Ukraine**.
- In the context of high inflation, **monetary policy and financial market conditions have tightened**, with negative impacts on the fundraising and exit environment.
- In light of these developments, the survey findings clearly suggest that **market sentiment has further deteriorated**. The **macroeconomic uncertainties and monetary tightening** have had **considerable negative effects on** several aspects of the **European PE market**.

Challenges persist in PE mid-market, but expectations have improved

- The sentiment on the **fundraising environment has worsened further** and is **at record-low** since the start of our *EIF PE MM Survey* in 2020. At the same time, and contrary to VC, **geopolitical uncertainty and related consequences has remained the top challenge** for the PE MM industry. This echoes the results of the 2022 survey wave which had shown that the consequences of the energy crisis, inflationary pressures, rising interest rates, and supply chain disruptions had been affecting PE MM portfolios to a larger extent compared to VC-backed firms.
- Indeed, for the second year in a row, PE MM fund managers report important challenges for their investees, particularly with regard to the rising **costs of production and labour and recruitment of skilled professionals**.
- In contrast to the current record-negative sentiment, the **outlook** for the next 12 months is **more optimistic**. Notably, PE MM fund managers expect the fundraising environment, new investments, exit opportunities, and the development of their portfolios to improve over the next 12 months.
- Given that surveyed PEs’ expectations have become more positive for many of the market sentiment indicators in our survey, and that the macroeconomic environment is improving, **the crisis trough could have already been reached** and a moderate upturn could be expected.
- While compared to VCs, PE MM fund managers perceive better financing opportunities for scale-ups in Europe (reflecting perhaps the different nature of underlying PE portfolios in terms of maturity, investment phase, and other characteristics), they still call for **continuation secondary funds, improved possibilities for European companies to execute an IPO, and stronger activity by global investors** in the European VC market in order to enhance the growth ambitions of European scale-ups. Moreover, policies to attract insurance companies and private pension funds are the most frequently suggested measures to support the development of the PE mid-market industry.

Policy implications

Opportunities seen in every crisis

- Although at the very beginning of the **COVID-19 crisis**, it looked as if we would experience a doomsday scenario, the **PE mid-market identified opportunities** and even finally **partially benefitted from the crisis** – for example, by supporting companies providing innovative solutions in the area of **Healthcare**.
- In last year's challenging economic and geopolitical environment, following the Russian war of aggression against Ukraine and the subsequent energy price shock, **new promising sectors** emerged. This year too, **Energy & Environment** continue to feature prominently in the *EIF PE MM Survey* respondents' list of sectors that are most promising in the next 3-5 years, as survey participants highlight climate change and the transition to greener and more efficient energy sources.
- At the same time, competition for investees, the upward pressure on valuations, and transaction prices have decreased, which might be a needed **market correction** reducing the risk of overfunding, and could also provide **new opportunities**.


Permanent crisis and structural weaknesses

- From the Global Financial Crisis to the COVID-19 crisis and the current crisis driven by the Russian aggression against Ukraine, it seems that **permanent crisis mode** has been in effect for many years. Moreover, since almost two years, the difficult macroeconomic environment with tightening monetary and financial conditions has led to a **gloomy fundraising and exit environment**.
- While investors might be able to overcome the current market downturn in the medium-term, there are indications that the European PE mid-market might be suffering from **structural deficiencies of a longer-term nature**.
- Despite PE MM fund managers perceiving better financing opportunities for scale-ups in Europe than VCs, they still urge for **measures that would enable European companies to further scale-up and grow**.
- At the portfolio company level, rising costs aside, PE MM fund managers raise particular concerns about **recruiting of high-quality professionals**.

EIF PE MM Survey

6 | *Information about this study*

EIF Research & Market Analysis
Survey wave 2023



The EIF Equity Surveys

A unique source of information

- The *EIF Venture Capital Survey* and the *EIF Private Equity Mid-Market Survey* provide the opportunity to retrieve **unique market insight**.
- To the best of our knowledge, the combined *EIF VC Survey* and *EIF PE MM Survey* currently represent the **largest regular survey** exercise among GPs in Europe.

General survey approach

- The EIF equity surveys are **online surveys** of VC and Private Equity (PE) Mid-Market (MM) fund managers investing in Europe.
- Our surveys target **both EIF-supported as well as non-EIF supported** fund managers.
- All surveys are conducted on an **anonymous basis**.
- The vast majority of the respondents in the VC and PE MM surveys hold the position of CEO or Managing/General Partner, suggesting that their responses reflect the **views of the decision-makers** in the respective VC/PE firms.

Cooperation partners

- The already large outreach of the EIF surveys, which are **coordinated by EIF's Research & Market Analysis (RMA)**, and the high relevance of the questionnaire topics for both market participants and policy makers have further increased through **cooperations**, such as **with Invest Europe** – in particular for the *EIF VC Survey*, from 2021 onwards.

This study and beyond

Respondents and survey period

- This study is based on the *EIF PE Mid-Market Survey*.
- The 2023 wave of the *EIF PE MM Survey* includes anonymised responses from **199 PE mid-market fund managers** (from 173 PE firms).
- The headquarters of the PE firms contacted were predominantly in the EU 27 countries. Firms with headquarters outside of Europe were still included in the sample if they had an office in Europe and were active in the European PE mid-market sector.
- Responses were received between 25 July and 11 September 2023.

Topics

- The main **topics** covered in the 2023 survey are **market sentiment**, **scale-up financing**, **European strategic autonomy**, and the role of **human capital** (in particular **skills** and **diversity**).
- Since the market sentiment topic was also covered in all previous survey waves, we compare the results using a **time-series**.

Forthcoming

- All EIF survey-based studies (across all survey waves and asset classes) are regularly published in the **EIF Working Paper series**, available **here**:
<https://www.eif.org/research>
- **Forthcoming publications**, based on the *EIF PE MM Survey* as well as on the *EIF VC Survey*, will cover topics related to **Investing in Environment & Climate**, **ESG**, **Skills**, and **Gender diversity**.

How to read the results

General information

- Some results shown in this publication (e.g., some results about the respondents' human capital characteristics) are based on a number of respondents that is smaller than the overall number of *EIF PE MM Survey* 2023 respondents. This is either because some respondents selected the “I don't know / Prefer not to say” response option or because a filter question preceded the question under consideration. In these cases, the final number of respondents is indicated in the respective graphs. Further details are available upon request.
- Throughout the report, rounded percentages are shown and therefore, for example, may not always add up to 100%.
- “European strategic autonomy” and “EU strategic autonomy” are used interchangeably in the report.

Terminology: Survey waves

- Several analyses draw on the results of multiple *EIF PE MM Survey* waves, as outlined below:
 - “2023”: 25 July – 11 September 2023
 - “2022”: 14 July – 29 August 2022
 - “2021”: 7 July – 5 August 2021
 - “2020 Oct”: 8 October – 3 November 2020
 - “2020 Mar”: 1 March – 26 March 2020
 - “2020 Feb”: 13 February – 28 February 2020

Please note that the survey results for “2020 Feb” and “2020 Mar” are based on the first 2020 *EIF PE MM Survey* wave, which was performed between 13 February and 26 March 2020. To analyse the immediate effects of the COVID-19 crisis, the results of that survey wave were split into two response sets: (i) responses received in February, and (ii) responses received in March. See [EIF Working Paper 2020/064](#) for details.

Terminology: “net balances”

- The “**net balances**” shown in graphs refer to the percentage of respondents reporting a positive response minus the percentage of respondents reporting a negative response. (For example: In the question “Over the next 12 months, how do you expect the number of your new investments to develop?”, the net balance refers to the percentage of respondents expecting the number of their new investments to slightly/strongly increase minus the percentage of respondents expecting the number of their new investments to slightly/strongly decrease.)


List of acronyms

- AI: Artificial Intelligence
- AUM: Assets Under Management
- BA(s): Business Angel(s)
- Benelux: (the countries of) Belgium, Netherlands, Luxembourg
- bn: billion
- CEO: Chief Executive Officer
- CESEE: (countries in) Central, Eastern, South-Eastern Europe
- COVID(-19): Coronavirus disease pandemic
- DACH: (the countries of) Germany, Austria, Switzerland
- EIB: European Investment Bank
- EIF: European Investment Fund
- ESG: Environmental, Social, Governance
- EU: European Union
- EUR: Euro
- Feb: February
- GP(s): General Partner(s)
- HQ: Headquarter
- ICT: Information and Communications Technologies
- IPO: Initial Public Offering
- LP(s): Limited Partner(s)
- m: million
- M&A: Mergers and acquisitions
- Mar: March
- MBA: Master of Business Administration
- MBO: Management Buy-Out
- NAV: Net Asset Value
- Oct: October
- PE MM: Private Equity Mid-Market
- Q: Question
- Q4: Fourth quarter of a year
- PhD: Doctor of Philosophy
- RMA: Research & Market Analysis
- SME: Small and Medium-sized Enterprise
- STEM: Science, technology, engineering and mathematics
- UK: United Kingdom
- USA: United States of America
- VC: Venture Capital
- VCs: Venture Capital fund managers

EIF PE MM Survey

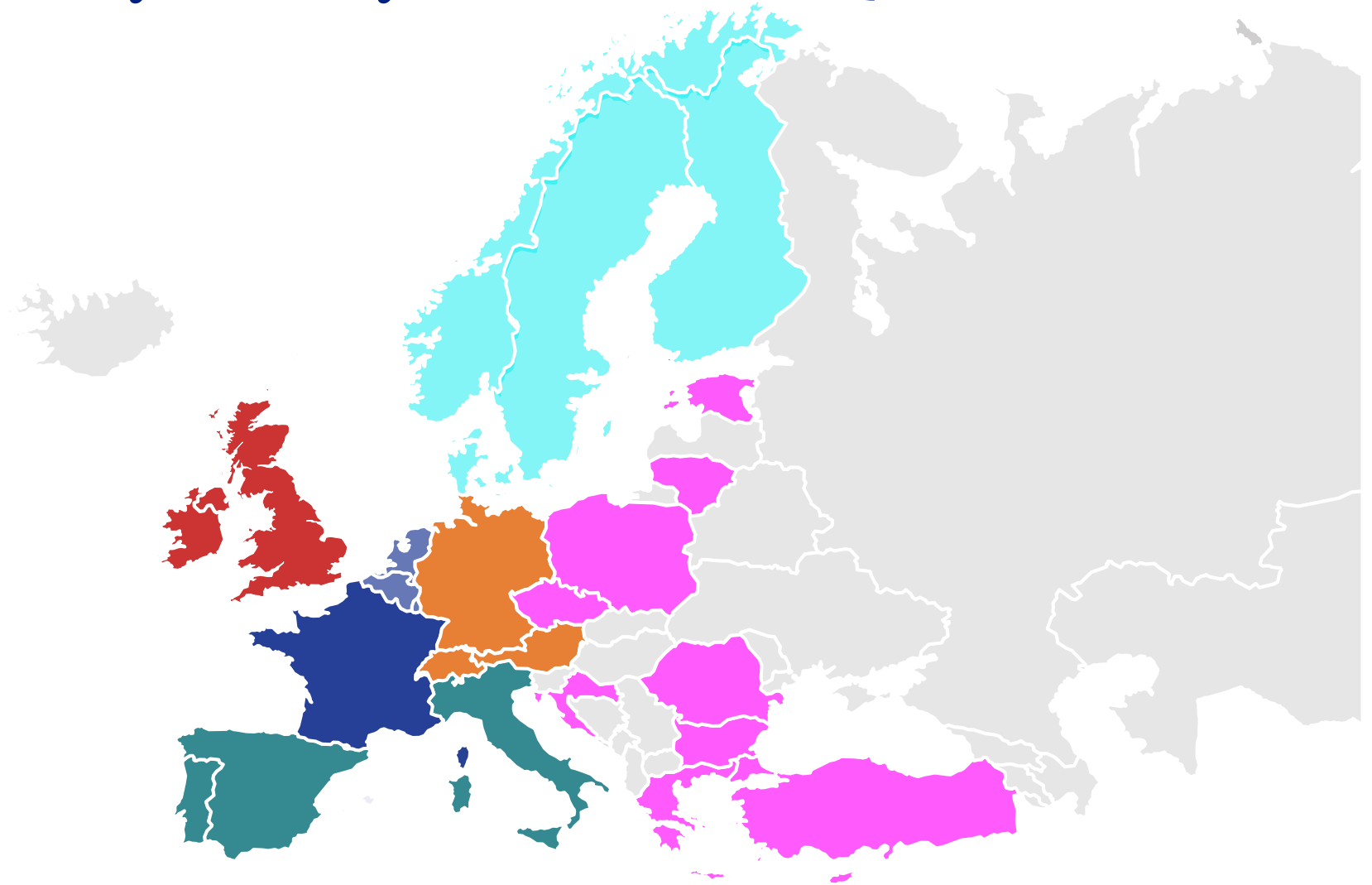
7 | *Annex*

EIF Research & Market Analysis
Survey wave 2023



Number of respondents by country of PE firm HQ

- Benelux [29]
Belgium, Luxembourg, Netherlands
- CESEE [26]
Bulgaria, Croatia, Cyprus, Czechia, Estonia, Greece, Lithuania, Poland, Romania, Türkiye
- DACH [17]
Austria, Germany, Switzerland
- France [29]
- Nordics [20]
Denmark, Finland, Norway, Sweden
- South [49]
Italy, Portugal, Spain
- UK & Ireland [27]
Ireland, United Kingdom
- Others [2]
USA



Q: “In which country/geography is your firm headquartered?”

Note: The list only mentions the countries with at least 1 respondent to the *EIF PE MM Survey*.

About ...

... the European Investment Fund

The European Investment Fund (EIF) is Europe's leading risk finance provider for small and medium sized enterprises (SMEs) and mid-caps, with a central mission to facilitate their access to finance. As part of the European Investment Bank (EIB) Group, EIF designs, promotes and implements equity and debt financial instruments which specifically target the needs of these market segments.

In this role, EIF fosters EU objectives in support of innovation, research and development, entrepreneurship, growth, and employment. EIF manages resources on behalf of the EIB, the European Commission, national and regional authorities and other third parties. EIF support to enterprises is provided through a wide range of selected financial intermediaries across Europe. EIF is a public-private partnership whose tripartite shareholding structure includes the EIB, the European Union represented by the European Commission and various public and private financial institutions from European Union Member States, the United Kingdom and Türkiye. For further information, please visit www.eif.org.

... EIF's Research & Market Analysis

Research & Market Analysis (RMA) supports EIF's strategic decision-making, product development and mandate management processes through applied research and market analyses. RMA works as internal advisor, participates in international fora and maintains liaison with many organisations and institutions.

... this Working Paper series

The EIF Working Papers are designed to make available to a wider readership selected topics and studies in relation to EIF's business. The Working Papers are edited by EIF's Research & Market Analysis and are typically authored or co-authored by EIF staff, or written in cooperation with EIF. The Working Papers are usually available only in English and distributed in electronic form (pdf).

The EIF Working Paper series is available at
www.eif.org/research

Would you like to be informed by email
when a new EIF Working Paper is available?

Subscribe to our mailing list here:
https://www.eif.org/news_centre/research/EIF_working_paper_alert.htm



EIF Working Papers

2023/095	EIF Private Equity Mid-Market Survey 2023: Market sentiment, scale-up financing and human capital
2023/094	Open banking and inclusive finance in the European Union: Perspectives from the Dutch stakeholder ecosystem.
2023/093	EIF Venture Capital Survey 2023: Market sentiment, scale-up financing and human capital
2023/092	The 2022 EIF SME Access to Finance Index - August 2023 update.
2023/091	Using machine learning to map the European Cleantech sector.
2023/090	Recent trends in EU corporate demography and policy.
2023/089	Entrepreneurial Finance and the Russian War against Ukraine: a Survey of European Venture Capital and Private Equity Investors.
2023/088	Fairness in algorithmic decision systems: a microfinance perspective.
2023/087	Female access to finance: a survey of literature.
2023/086	Determinants of EU Greentech investments: the role of financial market conditions.
2022/085	EIF Private Equity Mid-Market Survey 2022: Market sentiment and impact of the current geopolitical & macroeconomic environment.
2022/084	European Small Business Finance Outlook 2022.
2022/083	The 2021 EIF SME Access to Finance Index. October 2022 update.
2022/082	EIF VC Survey 2022: Market sentiment and impact of the current geopolitical & macroeconomic environment.
2022/081	EIF Business Angel Survey 2021/22: Market sentiment.
2022/080	EIF Private Debt Survey 2021 - ESG considerations in the lending strategy of private debt funds.
2022/079	EIF Private Debt Survey 2021 - Private Debt for SMEs - Market overview.
2021/078	EIF Private Equity Mid-Market Survey 2021: Market sentiment.
2021/077	EIF Private Equity Mid-Market Survey: Fund managers' perception of EIF's value added.
2021/076	The 2020 EIF SME Access to Finance Index - October 2021 update.
2021/075	European Small Business Finance Outlook.
2021/074	EIF Venture Capital Survey 2021: Market sentiment.
2021/073	EIF VC Survey Autumn 2020 - Regional analysis.
2021/072	Financial and social inclusion in Europe.

2021/071	EIF Venture Capital, Private Equity Mid-Market & Business Angels Surveys 2020: Market sentiment – COVID-19 impact – Policy measures.
2021/070	The impact of VC on the exit and innovation outcomes of EIF-backed start-ups.
2021/069	Scale-Up Financing and IPOs: Evidence From Three Surveys.
2020/068	The EIF SME Access to Finance Index - September 2020 update.
2020/067	European Small Business Finance Outlook 2020. The impact of COVID-19 on SME Financing markets.
2020/066	Measuring microfinance impact: A practitioner perspective and working methodology.
2020/065	The social return on investment (SROI) of four microfinance projects.
2020/064	The market sentiment in European Private Equity and Venture Capital: Impact of COVID-19.
2020/063	ESG considerations in Venture Capital and Business Angel investment decisions: Evidence from two pan-European surveys.
2020/062	The Business Angel portfolio under the European Angels Fund: An empirical analysis.
2019/061	European Small Business Finance Outlook.
2019/060	EIF Business Angels Survey 2019 - Market sentiment, public intervention and EIF's value added.
2019/059	EIF VC Survey 2019 - Fund managers' market sentiment and policy recommendations.
2019/058	EIF SME Access to Finance Index – June 2019 update.
2019/057	European Small Business Finance Outlook.
2019/056	The real effects of EU loan guarantee schemes for SMEs: A pan-European assessment.
2019/055	The European Venture Capital Landscape: an EIF perspective. Volume V: The economic impact of VC investments supported by the EIF.
2019/054	Econometric study on the impact of EU loan guarantee financial instruments on growth and jobs of SMEs.
2018/053	European Small Business Finance Outlook.
2018/052	The effects of EU-funded guarantee instruments of the performance of Small and Medium Enterprises - Evidence from France.
2018/051	EIF VC Survey 2018 - Fund managers' perception of EIF's Value Added.
2018/050	European Small Business Finance Outlook.
2018/049	EIF SME Access to Finance Index – June 2018 update.
2018/048	EIF VC Survey 2018 – Fund managers' market sentiment and views on public intervention.
2018/047	EIF SME Access to Finance Index.

2017/046	European Small Business Finance Outlook.
2017/045	The European venture capital landscape: an EIF perspective. Volume IV: The value of innovation for EIF-backed startups.
2017/044	Financing Micro Firms in Europe: An Empirical Analysis.
2017/043	European Small Business Finance Outlook.
2017/042	Credit Guarantee Schemes for SME lending in Western Europe.
2017/041	The European Venture Capital landscape: an EIF perspective. Volume III: Liquidity events and returns of EIF-backed VC investments.
2017/040	Financing Patterns of European SMEs Revisited: An Updated Empirical Taxonomy and Determinants of SME Financing Clusters.
2017/039	Guaranteeing Social Enterprises – The EaSI way.
2016/038	The European Venture Capital Landscape: an EIF perspective. Volume II: Growth patterns of EIF-backed startups.
2016/037	European Small Business Finance Outlook.
2016/036	The role of cooperative banks and smaller institutions for the financing of SMEs and small midcaps in Europe.
2016/035	European Small Business Finance Outlook.
2016/034	The European Venture Capital Landscape: an EIF perspective. Volume I: the impact of EIF on the VC ecosystem.
2016/033	Evaluating the impact of European microfinance. The foundations.
2015/032	European Small Business Finance Outlook.
2015/031	SME Securitisation – at a crossroads?
2015/030	Financing patterns of European SMEs: An Empirical Taxonomy.
2015/029	The Economic Impact of EU Guarantees on Credit to SMEs - Evidence from CESEE Countries.
2015/028	European Small Business Finance Outlook.
2015/027	Bridging the university funding gap: determinants and consequences of university seed funds and proof-of-concept Programs in Europe.
2014/026	European Small Business Finance Outlook.
2014/025	Institutional non-bank lending and the role of debt funds.
2014/024	European Small Business Finance Outlook.
2014/023	Pricing Default Risk: the Good, the Bad, and the Anomaly.
2014/022	Guidelines for SME Access to Finance Market Assessments.
2014/021	Financing the mobility of students in European higher education.
2013/020	European Small Business Finance Outlook.
2013/019	SME loan securitisation 2.0 – Market assessment and policy options.
2013/018	European Small Business Finance Outlook.
2013/017	Forecasting distress in European SME portfolios.

2012/016	European Small Business Finance Outlook.
2012/015	The importance of leasing for SME finance.
2012/014	European Small Business Finance Outlook.
2012/013	Progress for microfinance in Europe.
2011/012	European Small Business Finance Outlook 2/2011.
2011/011	Business Angels in Germany. EIF's initiative to support the non-institutional financing market.
2011/010	European Small Business Finance Outlook.
2011/009	The performance and prospects of European Venture Capital.
2010/008	Impact of Legislation on Credit Risk – How different are the U.K. and Germany?
2010/007	SME Loan Securitisation – an important tool to support European SME lending.
2010/006	Drivers of Private Equity Investment activity. Are Buyout and Venture investors really so different?
2010/005	Private Equity Market Outlook.
2010/004	Private Equity and Venture Capital Indicators – A research of EU-27 Private Equity and Venture Capital Markets.
2010/003	Private Equity Market in Europe – Rise of a new cycle or tail of the recession?
2009/002	Financing Technology Transfer.
2009/001	Microfinance in Europe – A market overview.



Scan above to
obtain a PDF
version of this
working paper

Follow our stories and work on social media



European Investment Fund



@eif4smes



@EIF_EU



engage.eif.org