

Brown, Alessio J. G.; Snower, Dennis J.

Working Paper

Incentives and complementarities of flexicurity

Kiel Working Paper, No. 1526

Provided in Cooperation with:

Kiel Institute for the World Economy – Leibniz Center for Research on Global Economic Challenges

Suggested Citation: Brown, Alessio J. G.; Snower, Dennis J. (2009) : Incentives and complementarities of flexicurity, Kiel Working Paper, No. 1526, Kiel Institute for the World Economy (IfW), Kiel

This Version is available at:

<https://hdl.handle.net/10419/28354>

Standard-Nutzungsbedingungen:

Die Dokumente auf EconStor dürfen zu eigenen wissenschaftlichen Zwecken und zum Privatgebrauch gespeichert und kopiert werden.

Sie dürfen die Dokumente nicht für öffentliche oder kommerzielle Zwecke vervielfältigen, öffentlich ausstellen, öffentlich zugänglich machen, vertreiben oder anderweitig nutzen.

Sofern die Verfasser die Dokumente unter Open-Content-Lizenzen (insbesondere CC-Lizenzen) zur Verfügung gestellt haben sollten, gelten abweichend von diesen Nutzungsbedingungen die in der dort genannten Lizenz gewährten Nutzungsrechte.

Terms of use:

Documents in EconStor may be saved and copied for your personal and scholarly purposes.

You are not to copy documents for public or commercial purposes, to exhibit the documents publicly, to make them publicly available on the internet, or to distribute or otherwise use the documents in public.

If the documents have been made available under an Open Content Licence (especially Creative Commons Licences), you may exercise further usage rights as specified in the indicated licence.



Incentives and Complementarities of Flexicurity

by Alessio J. G. Brown and Dennis J.
Snower

No. 1526 | June 2009

Kiel Working Paper No. 1526 | June 2009

Incentives and Complementarities of Flexicurity

Alessio J. G. Brown, Christian Merkl and Dennis J. Snower

Abstract:

This paper analyses how and to which degree the Danish flexicurity concept and its various elements achieve the renowned Danish miracle by evaluating their unemployment and inequality effects and their complementarities. We develop a microfounded model of searching workers and firms, calibrate it to Germany and perform the policy experiment of implementing the full Danish flexicurity set of policies (low employment protection, high unemployment benefits and workfare). Our results show that implementing the Danish flexicurity concept in Germany would reduce unemployment and earnings inequality substantially. Furthermore our analysis illustrates that the Danish flexicurity policies have some apparent complementarities in Germany - the reduction of unemployment effect is nearly 40% greater when the policies are implemented in conjunction than in isolation.

Keywords: flexicurity; workfare, firing costs; employment; unemployment;

JEL Codes: J64, J65, E24, J22, J32

Alessio J. G. Brown

Kiel Institute for the World Economy
24100 Kiel, Germany
Telephone: +49 431 8814 259
E-mail: alessio.brown@ifw-kiel.de

Prof. Dennis J. Snower, Ph.D.

Kiel Institute for the World Economy
24100 Kiel, Germany
Telephone: +49 431 8814 235
E-mail: president@ifw-kiel.de

The responsibility for the contents of the working papers rests with the author, not the Institute. Since working papers are of a preliminary nature, it may be useful to contact the author of a particular working paper about results or caveats before referring to, or quoting, a paper. Any comments on working papers should be sent directly to the author.

Coverphoto: uni_com on photocase.com

1 Introduction

The Danish miracle of low and stable unemployment has been attributed to the Danish labour market policy of flexicurity, which combines very flexible labour markets, i.e. low job security, with generous unemployment support and active labour market policies. Consequently, the Danish flexicurity has drawn substantial attention and been praised as a role model by the ILO (e.g. Auer, 2000, Auer and Casez, 2003 and Egger et al., 2003) and by the OECD (e.g. OECD, 2004b). Also the European Commission has embraced the broader concept of flexicurity by developing guidelines for national flexicurity reforms.¹

This paper analyzes how and to which degree the Danish flexicurity concept and its various elements achieve a low unemployment rate and thus, a higher employment security. Since the various policy components of flexicurity interact with each other, it is essential not to examine these policies in isolation, but to evaluate their relative importance by exploring their complementarities and substitutabilities. This analysis will provide significant insights on the role and composition of flexicurity in achieving low unemployment as well as for the implementation of the Danish model in other countries.

To understand the interactions between these three components of flexicurity we develop a microfounded model of searching workers and employing firms, calibrate it to Germany and perform the policy experiment of implementing the full Danish Flexicurity set of policies in Germany, namely low employment protection, high unemployment benefits and active labour market policies, specifically workfare activation requirements, which are seen as the decisive element (Andersen and Svarer, 2007 and 2008). We analyze the unemployment and inequality effects of the set of policies as well as the single policies and their complementarities.

Flexible labour markets enable firms to adapt flexibly to face the challenge of world competition. In exchange for their job security workers receive generous unemployment support (income security) which is combined with workfare policy to strengthen employment incentives and ensure workers' employment. This set of policies not only implies strong economic complementarities, as our analysis shows, but also entails political complementarities in the sense that the ability to gain political consent for one policy depends on the acceptance of other policies (see Orszag and Snower, 1998). Political implementation of broad labour market reforms is often opposed to if the burden is placed narrowly on a specific group of workers. The joint implementation of the flexicurity policies directly addresses distributional consequences of more flexible labour markets, which are spread through the whole workforce, by providing more generous income support. These political complementarities might generate stronger support for this reform. At the same time the active labour market policies, esp. the workfare activation requirements put workers' employment incentives back in place and generate strong economic complementarities and, thus, enable the sustainability of the flexicurity policy.

Our results show that implementing the Danish flexicurity concept in Germany would reduce unemployment by 50% and would significantly reduce earnings inequality. Furthermore our analysis illustrates that the Danish flexicurity policies have some apparent complementarities in Germany, in the sense that the reduction of unemployment effect is approx. 40% greater when the policies are implemented in conjunction than in isolation. The strongest economic complementarities in reducing unemployment are generated by the joint implementation of higher unemployment benefits and the introduction of workfare. Flexible firing rules and workfare are not complementary at all, while flexible firing rules and higher unemployment benefits are weak.

¹Specifically, the European Commission has developed a common set of flexicurity principles, endorsed by the European Council (European Commission, 2007 and Council of the European Union, 2007) to guide national reforms as well as flexicurity pathways (European Expert Group on Flexicurity, 2007) as different avenues member countries can follow to reform their labour markets.

The remainder is structured as follows: Section 2 discusses the flexicurity concept, its transferability and relates our work to the existing literature. Section 3 presents the theoretical labour market model. Section 4 calibrates the model for Germany, shows and discusses the single and joint effects of the flexicurity policies and their complementarities. Finally, Section 5 concludes.

2 Flexicurity

Danish flexicurity is seen as variant of a wider concept which encompasses various existing combinations.² Wilthagen and Tros (2004) summarize the various dimensions of flexibility (external numerical, internal numerical, functional and flexible pay) and security (job security, income security, employment and combination security³) in a matrix. While the discussion on flexicurity triggered a vast literature on this topic, it has not resulted in a consensus definition. It is either seen as a result of the evolution of labour market institutions and social dialogue (Bredgaard et al., 2006, Madsen, 2006b) or as a policy strategy (Wilthagen, 1998, Wilthagen and Rogowski, 2002, Wilthagen and Tros, 2004, Wilthagen et al., 2004).

The flexicurity concept originated in the Netherlands in the mid 1990s when labour market regulation was reformed. The reform introduced flexible and atypical employment contracts which were entitled to similar social security and working condition rights as for standard employment contracts.⁴ As the Dutch version, Danish flexicurity focuses on external numerical flexibility and stemmed from a social dialogue. Danish flexicurity is a result of the combination of three central components, which form a “golden triangle” (Madsen, 2004):

1. very flexible labour markets, resulting from low employment protection for all employees - high external numerical flexibility,
2. extensive unemployment benefits providing income security to the unemployed - up to a replacement rate of 90% for low-skilled workers and
3. active labour market policies aimed at bringing workers back into employment - by strengthening employment incentives via activation and workfare requirements, by facilitating reintegration as well as by skills upgrading.⁵

Generally the idea behind flexicurity is that the two components flexibility and security are complementary policies. As Andersen and Svarer (2007) though point out these two elements have been part of the existing policy framework in Denmark since the mid 1970s, when unemployment was high and persistent. The low unemployment rate was achieved only when in the mid 1990s these two features were augmented by a third, namely active labour market policies, especially the introduction of workfare activation requirements.⁶ This policy implied a shift from a focus on income security to one on employment security or as Torfing (1999) names it, a shift from a safety-net to a trampoline, which ensured the transition back to employment. Employment incentives were strengthened by reducing the 9 years of passive unemployment benefit entitlement successively to four years, with maximally 1 year of passive entitlement which is not renewable through activation as before.⁷

²For examples see e.g. Auer and Cazes (2003), Wilthagen and Tros (2004) and European Expert Group on Flexicurity (2007).

³I.e., the ability to combine work and private life.

⁴For the Dutch flexicurity see Wilthagen (1998), Wilthagen and Tros (2004), Van Oorschot (2004), Maarten (2008).

⁵Andersen and Svarer (2007) and Madsen (2008) point out these three key elements are aided by the other arms of the extensive Danish welfare state, e.g. a comprehensive educational service, encompassing adult vocational training and education, a well-functioning childcare system and publicly financed health care.

⁶For the Danish flexicurity and the labour market reforms see among many others Auer and Cazes (2003), Andersen and Svarer (2007), Zhou (2007), Madsen (2006a, b) and (2007).

⁷In line with this rights and duties approach benefit entitlements are lost if workers do not accept activation

Andersen and Svarer (2007) underline the point that this reform and the introduction of workfare had a decisive effect on unemployment and motivated by the Danish flexicurity Andersen and Svarer (2008) look exclusively at the sole role of workfare on unemployment within a search and matching framework with exogenous separations. It is admissible to use the search and matching framework of Mortensen and Pissarides (1999) to analyze labour market policies, provided that these policies have no significant influence on the matching process itself. However, it seems implausible that active labour market policies should have no effect on the matching process. To avoid running afoul of the Lucas Critique, we do not take this short-cut but derive the policy effects microfoundedly from the intertemporal maximization of economic agents and model their incentives explicitly. Additionally, while examining the interplay between all elements of the Danish flexicurity, we use an endogenous job destruction rate. Clearly, omitting this feature would bias the results.

In international comparisons the Danish employment security was perceived very high (Auer and Cazes, 2003) and at the same time the Danish flexicurity generated the lowest European inequality (Dennis and Guio, 2004). Consequently the issue of transferability of Danish flexicurity receives a lot of attention. Some authors (Bredgaard et al, 2005, and Andersen and Svarer, 2007) regard the transfer of Danish flexicurity into other countries as a quick and dirty copy-and-paste approach which neglects complex political, historical and social preconditions.⁸ We wish to point out that balancing flexible firing rules and workfare requirements with higher unemployment benefits provides the ability to gain political consent for the full set of policies. And in the lines of Coe and Snower (1997) thereby, the flexicurity concept as a broad labour market reform policy exploits the political complementarities among individual policy measures. The focus in this paper though lies on the economic complementarities of the flexicurity policies.

In a political-economic model Boeri et al.(2006) analyze the emergence of labour market institutions, specifically, combinations of employment protection legislation strictness and generosity of unemployment benefits. They report that a flexicurity composition arises when wage differentials are significant or the unemployment benefit system sufficiently generous and progressive to generate consent to such a flexicurity policy strategy. The authors though completely neglect active labour market policies which according to Andersen and Svarer (2007) and many others were the decisive component in achieving Denmark's low unemployment rate.

Algan and Cahuc (2006) argue that the feasibility of the Danish flexicurity model is strongly dependent on the public-spiritedness of the workers. They theoretically analyze the implication of feelings of guilt due to workers cheating on unemployment benefits for the design of labour market institutions. They illustrate that the higher these feelings of guilt, the lower will be the employment protection, the higher the unemployment benefits and the higher the labour market participation. Furthermore, in their empirical analysis the authors show that civic attitudes depend on cultural values and thus, can not be easily changed by reforming labour market institutions. They thereby conclude that the implementation of flexicurity necessitates a comprehensive policy, thereby affecting civic behaviour of its citizens. The authors did not take into account the third element of the Danish flexicurity model, the active labour market policy, especially the activation requirements we consider in our analysis, which completes a comprehensive flexicurity policy package which could change civic behaviour.

Also Zhou (2007) addresses the question whether it is feasible and desirable to transfer the Danish flexicurity model to other countries. He empirically examines to what extend the components of flexicurity have contributed to the low unemployment rate. Regarding the single effects of the components the author qualitatively achieves similar results as in our analysis,

offers.

⁸Further transferability issues as optimal sequencing and institutional capacity are pointed out by Wilthagen (2005) and Zhou (2007).

but he completely disregards any complementarities in his analysis. In the theoretical model of Zhou (2008) and (2007) the author adopts a simple theoretical two equation model which he calibrates to the French economy to analyze the feasibility of financing the Danish concept. He concludes that the implementation from a high unemployment level is very costly and implies very limited short-run reductions of unemployment. In contrast to his analysis our approach employs a richer and microfounded model which also incorporates the government budget but in which the transition probabilities between the various labour market states depend on workers' incentives. This model will enable us to analyze the effect of the single policies and their complementarities on workers' employment incentives, thereby, their transitions and finally, the feasibility of the Danish flexicurity concept in Germany.

In the following Section we will derive this model.

3 The Model

We construct a Markov model of the labour market in which the dynamics of employment and unemployment are determined by transition probabilities among various labour market states. We derive these transition probabilities from optimization principles.

Our model is meant to be both rich enough to capture endogenous wage bargaining, hiring and firing as well as household search, but it also aims to be simple enough to generate straightforward, intuitively transparent, policy guidelines. Accordingly, our model involves some judicious compromises between analytical simplicity and the depiction of heterogeneous labour market behaviour of workers and firms. The model structure is closely related to Brown et al. (2007a),⁹ specifically, it extends their firm side and wage bargaining with household search, as in Brown et al. (2008).

Specifically, our model contains workers in three labour market states:

1. the *employed* (N),
2. the *unemployed* (U), who are not activated, yet,
3. the *activated* (A), who are unemployed workers in activation, specifically in workfare programmes.

Our model describes labour market activity for workers as a Markov process involving these three states. Apart from the probability of activation which is a policy variable, the transition probabilities among these states are derived from microeconomic foundations.

We assume constant returns to labour. Let $q\epsilon^N$ be the labour productivity of an employee, where ϵ^N is the work effort of the employed worker.¹⁰ The firm faces a random cost ε_t , which is iid across workers and time. This cost may be interpreted as, say, an operating cost or a negative productivity shock. Its mean is normalized to zero and its cumulative distribution $\Gamma(\varepsilon_t)$ is time-invariant.

Workers' instantaneous utility $v_t(c_t, l_t)$ depends on consumption c_t and leisure l_t , where the time endowment is normalized to 1. For simplicity we assume that workers consume all their income. Employed workers receive a wage w_t and pay payroll taxes with a rate of τ_t and unemployed workers receive unemployment benefits b_t . Employed workers provide work effort ϵ^N , which creates disutility as it restricts the available time for leisure. Unemployed workers divide their time between leisure and job search e_t^U . Activated unemployed workers

⁹See also Snower and Merkl (2006). Lechthaler et al. (2008) included this model into a DSGE framework.

¹⁰We follow the notational convention that only those variables have time subscripts that actually vary through time in our model.

(A) in addition to searching for a job e_t^A have to provide the required workfare effort ϵ^A .¹¹ Furthermore, in line with Andersen and Svarer (2008) we allow the utility function of employed workers (N) to differ from the unemployed's (U , A) to capture potential stigmatisation effects of unemployment.

Agents in our model pursue the following sequence of decisions. First the government sets its policy variables and balances its budget. Second, workers make their search decision. Third, the operating costs are revealed. Then, wages are determined through bargaining and fourth, firms make their employment decisions.

3.1 Government Budget

Our model considers 4 instruments of government policy:

- (i) a proportional payroll tax, with a tax rate τ_t , paid by all employed workers, set to balance the governments' budget,
- (ii) unemployment benefits b_t , paid to all unemployed workers,
- (iii) legislation on the flexibility of the labour market, i.e. firing costs f_t , at no expense,
- (iv) active labour market policy¹² in form of workfare activation, specifically, unemployed workers are required to participate in workfare programmes to remain eligible for unemployment benefits, with an activation probability α_t and a work requirement ϵ_t^A which creates some costs κ_t ¹³ per activated worker.¹⁴

Assuming a constant labour force L the government budget is given by

$$n_t w_t \tau_t = (a_t + u_t) b_t + a_t \kappa_t \quad (1)$$

where w_t is the wage, n_t , u_t , a_t the rate of workers employed, passively unemployed and activated, respectively.

3.2 Transitions Among Labour Market States

The transitions among the labour market states are summarized in Figure 4.1.¹⁵ For analytical simplicity, we choose to describe these transitions in terms of a small number of transition variables.

The unemployed (U) are matched with probability μ^U and then become employed; alternatively if they are not matched with probability $(1 - \mu^U)$ they are activated with probability α ¹⁶ and enter workfare programmes; with the probability $(1 - \alpha)(1 - \mu^U)$ they remain unemployed on passive benefits. The activated workers are matched with probability μ^A and then become employed (N); with probability $(1 - \mu^A)$ they are not hired and remain unemployed and in activation. At the end of a period, new hires turn into insiders. As insiders, they lose their jobs with probability ϕ and then become unemployed; with probability $(1 - \phi)$ they are retrained.¹⁷

¹¹Thus, leisure time is the time which is not spent working, being on workfare or searching for a job: $l_t^A = 1 - \epsilon_t^A - e_t^A$, $l_t^N = 1 - \epsilon_t^N$, $l_t^U = 1 - e_t^U$.

¹²For simplicity in our model active labour market policy does not affect workers' human capital, thereby we bias the model against us.

¹³For simplicity we assume that the effort on workfare does not influence the cost of workfare.

¹⁴We assume that workers who are activated will always accept going on workfare since otherwise they would suffer severe reductions in unemployment benefits.

¹⁵To simplify notation, we suppress the subscripts referring to time (t) here.

¹⁶Frederiksson and Holmud (2006) argue that a fixed time duration of activation can be approximated by a stochastic transition into activation.

¹⁷Entrants turn into insiders at the end of a period. In case they are fired at the beginning of the next period these entrants have been insiders just for an instant.

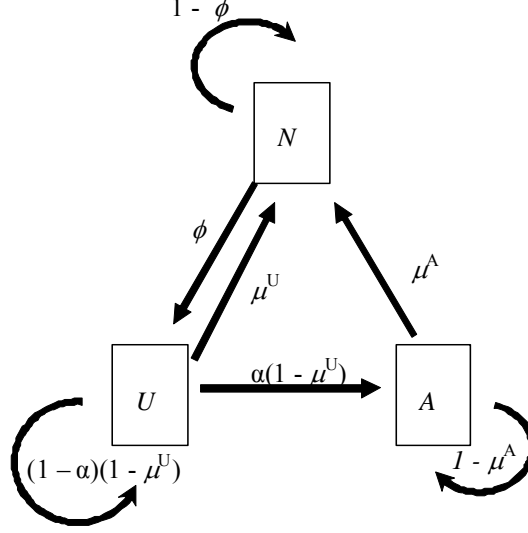


Figure 1: Labour market flows.

Thus the labor market system in period t may be described as follows:

$$S_t = T_t S_{t-1} \quad (2)$$

where S_t is a vector of the labor market states:

$$S_t = (N_t^I, N_t^E, U_t, A_t)' \quad (3)$$

and T_t is a Markov matrix of transition probabilities:

$$T_t = \begin{pmatrix} (1 - \phi_t) & \mu_t^U & \mu_t^A \\ \phi_t & (1 - \alpha_t)(1 - \mu_t^U) & 0 \\ 0 & \alpha_t(1 - \mu_t^U) & (1 - \mu_t^A) \end{pmatrix} \quad (4)$$

We now proceed to derive the transition probabilities from microeconomic foundations.

3.3 Households' Search Decisions

As noted, workers' utility v_t depends on consumption and leisure. As pointed out above workers can be employed (N) or unemployed and when unemployed, they can be on passive benefits (U) or activated in workfare programmes (A). The passive unemployed (U) and the activated unemployed (A) workers determine the amount of effort e_t^U , e_t^A they expend in searching for a job. The probability of an unemployed or activated unemployed worker being employed depends on his search intensity (i.e. the length of time unemployed workers spent searching). The harder unemployed search for a job relative to the other workers the more likely they are to find a firm, which is hiring.¹⁸ Thus, an unemployed worker's job expected finding probability $E_t(\mu_t^U)$ is

$$E_t(\mu_t^U) = \zeta \frac{e_{t-1}^U}{\bar{e}_{t-1}} E(\eta_t), \quad (5)$$

and an activated unemployed worker's expected job finding probability μ_t^A is

¹⁸There is no on-the-job search.

$$E_t(\mu_t^A) = \zeta \frac{e_{t-1}^A}{\bar{e}_{t-1}} E(\eta_t), \quad (6)$$

where η_t is the expected firm's hiring rate, ζ is a scale parameter and \bar{e}_t is the average amount of job search effort:

$$\bar{e}_t = \frac{\left(\sum_{i=1}^{U_t} e_{t,i}^U + \sum_{j=1}^{A_t} e_{t,j}^A \right)}{(U_t + A_t)} = \frac{(u_t e_t^U + a_t e_t^A)}{u_t + a_t} \quad (7)$$

and where U_t is the number of unemployed job searchers and A_t the number of activated job searchers and $u_t = \frac{U_t}{L}$ and $a_t = \frac{A_t}{L}$ are the respective rates given the constant labour force L . Thereby each household takes \bar{e}_t as exogenously given when it makes its search decision.¹⁹

Workers choose the search effort which maximizes their expected present value of lifetime utility taking into account the effects of their leisure choices on the job finding rates.

A unemployed worker maximizes his expected present value of utility $E(V_t^U)$ over his search effort e_t^U :

$$E_t(V_t^U) = \max_{e_t^U} v_t^U(b_t, 1 - e_t^U) + \delta E_t \left(\begin{array}{c} \mu_{t+1}^U(e_t^U) V_{t+1}^N + (1 - \mu_{t+1}^U(e_t^U)) \alpha_{t+1} V_{t+1}^A \\ + (1 - \mu_{t+1}^U(e_t^U)) (1 - \alpha_{t+1}) V_{t+1}^U \end{array} \right), \quad (8)$$

where v_t is the contemporaneous utility, which depends on consumption and leisure, δ is the discount factor, $E_t(V_{t+1}^U)$ and $E_t(V_{t+1}^A)$ an employed worker's and an activated unemployed workers's present value of utility in $t + 1$, respectively, which are:

$$E_t(V_{t+1}^N) = E_t(v_{t+1}^N(w_{t+1}(1 - \tau_{t+1}), 1 - \epsilon^N)) + \delta E_t((1 - \phi_{t+2}) V_{t+2}^N + \phi_{t+2} V_{t+2}^U), \quad (9)$$

$$E_t(V_{t+1}^U) = E_t(v_{t+1}^U(b_{t+1}, 1 - e_{t+1}^U)) + \delta E_t \left(\begin{array}{c} \mu_{t+2}^U(e_{t+1}^U) V_{t+2}^N \\ + (1 - \mu_{t+2}^U(e_{t+1}^U)) \alpha_{t+2} V_{t+2}^A \\ + (1 - \mu_{t+2}^U(e_{t+1}^U)) (1 - \alpha_{t+2}) V_{t+2}^U \end{array} \right), \quad (10)$$

and

$$E_t(V_{t+1}^A) = E_t(v_{t+1}^A(b_{t+1}, 1 - e_{t+1}^A - \epsilon_{t+1}^A)) + \delta E_t(\mu_{t+2}^A(e_{t+1}^A) V_{t+2}^N + (1 - \mu_{t+2}^A(e_{t+1}^A)) V_{t+2}^A). \quad (11)$$

Along the same line, an activated unemployed worker maximizes his present value of utility $E_t(V_t^A)$ over search effort e_t^A :

$$E_t(V_t^A) = \max_{e_t^A} v_t^A(b_t, 1 - e_t^A - \epsilon_t^A) + \delta E_t(\mu_{t+1}^A(e_t^A) V_{t+1}^N + (1 - \mu_{t+1}^A(e_t^A)) V_{t+1}^A). \quad (12)$$

¹⁹Note that we are assuming that the effort decisions of an entrant affects the probability of getting hired (relative to the probability that other job searchers get hired), but it does not affect the productivity of the entrants, once they are at work. In other words, the unemployed's effort decision affects the probability of getting hired, but not the productivity on the job.

The first-order conditions for these decision problems for the passive and activated unemployed, respectively, are:

$$-v_{e_t^U} = \frac{\delta \zeta E_t(\eta_{t+1})}{\bar{e}_t} E_t(V_{t+1}^N - \alpha_{t+1} V_{t+1}^A - (1 - \alpha_{t+1}) V_{t+1}^U)^{20} \quad (13)$$

$$-v_{e_t^A} = \frac{\delta \zeta E_t(\eta_{t+1})}{\bar{e}_t} E_t(V_{t+1}^N - V_{t+1}^A). \quad (14)$$

In other words, the marginal utility of leisure must be set equal to the discounted marginal job finding propensity $\left(\frac{\zeta \delta E_t(\eta_{t+1})}{\bar{e}_t}\right)$ times the *reward for seeking a job*. This reward is the difference between the expected present value of lifetime utility of being employed $E_t(V_{t+1}^N)$ and the present value of lifetime utility of not finding a job. For activated workers the latter value corresponds to the the expected present value of lifetime utility of being an activated unemployed worker $E_t(V_{t+1}^A)$, and for not activated unemployed workers it is equal to the weighted average of the expected present value of lifetime utility of a passive and an activated unemployed $E_t(V_{t+1}^N - \alpha_{t+1} V_{t+1}^A - (1 - \alpha_{t+1}) V_{t+1}^U)$. The weights are given by the respective probabilities of being activated and remaining on passive benefits. Given diminishing marginal utility of leisure, the optimal leisure depends inversely on the reward for seeking a job.

Once workers have decided on their search effort, the idiosyncratic operating cost is revealed and insiders bargain for wages.

3.4 Wage Determination

For simplicity, let the wage w_t be the outcome of a Nash bargain between the median insider and her firm. Our wage bargaining model is analogous to the median voter model, where the utility of the median voter is maximized. The firm bargains with a union which maximizes the utility of the median insider. When the bargaining decision takes place, nobody has been fired yet. The median insider is the worker who is situated exactly in the middle of the distribution and who faces no risk of dismissal at the negotiated wage. She has average operating costs normalized to zero. The wage is renegotiated in each period t .

Under bargaining agreement, the insider receives the wage $w_t(1 - \tau_t)$ where τ_t is the payroll tax rate, and has some disutility from regular employment ϵ^N , and the firm receives the expected profit $(q\epsilon^N - w_t)$ in each period t . Thus the expected present value of the insider's utility $E_t(V_t^I)^{21}$ under bargaining agreement is

$$E_t(V_t^I) = v_t(w_t(1 - \tau_t), 1 - \epsilon^N) + \delta E_t((1 - \phi_{t+1}) V_{t+1}^I + \phi_{t+1} V_{t+1}^U) \quad (15)$$

where ϕ_{t+1} is the firing rate and V_{t+1}^U the expected present value of a unemployed workers' returns. The expected present value of firm's returns under bargaining agreement are

$$E_t(\Pi_t) = (\epsilon^N q - w_t) + \delta E_t((1 - \phi_{t+1}) \Pi_{t+1} - \phi_{t+1} f_{t+1}) \quad (16)$$

where f_t are firing costs.

²⁰This can also be written as $-v_{e_t^U} = \frac{\delta \zeta \eta_{t+1}}{\bar{e}_t} (V_t^N - V_t^U - \lambda_t (V_t^A - V_t^U))$. In absence of workfare, for $\lambda_t = 0$ this reduces to $-v_{e_t^U} = \frac{\delta \zeta \eta_{t+1}}{\bar{e}_t} (V_t^N - V_t^U)$.

²¹Please note that V_t^I , the expected present value of utility of an insider, is equal to V_t^N , that of an employed worker, as for simplicity there is no productivity differential between entrants and insiders.

Under disagreement insiders workers go on strike and cause a cost $-\theta f_t$ with $0 \leq \theta \leq 1$ to the firm up to short of inducing dismissal,²² and the insider's fallback income is assumed for simplicity to be equal to the unemployment benefits b_t . Under disagreement the firm (goes to a secondary, temporary market and) tries to hire temporarily activated workers (in partial replacement of the workers on strike).²³ As it has to search for these workers, hiring of temporary workers takes place with the probability χ .

Assuming that disagreement in the current period does not affect future returns,²⁴ the present values of utility under disagreement for the insider are

$$E_t(V_t^I) = v_t(b_t, 1) + \delta E_t((1 - \phi_{t+1}) V_{t+1}^I + \phi_{t+1} V_{t+1}^U) \quad (17)$$

and for the firm are

$$E(\Pi_t^I) = -\theta f_t + \chi(\epsilon^A q - b_t) + \delta E_t((1 - \phi_{t+1}) \Pi_{t+1}^I - \phi_{t+1} f_{t+1}). \quad (18)$$

Thus, the insider's bargaining surplus is

$$E_t(V_t^I) - E_t(V_t^U) = v_t(w_t(1 - \tau_t), 1 - \epsilon^N) - v_t(b, 1) \quad (19)$$

and the firm's surplus is

$$E_t(\Pi_t) - E_t(\Pi_t^I) = \epsilon^N q - w_t + \theta f_t - \chi_t(\epsilon_t^A q - b_t) \quad (20)$$

The negotiated wage maximizes the Nash product (Λ):

$$\Lambda_t = (v_t^N(w_t(1 - \tau_t), 1 - \epsilon^N) - v_t^U(b_t, 1))^\gamma (\epsilon^N q - w_t + \theta f_t - \chi(\epsilon^A q - b_t))^{1-\gamma}, \quad (21)$$

where γ represents the bargaining strength of the insider relative to the firm, and satisfies:

$$1 = \frac{v_{t,w_t}^N \gamma (\epsilon^N q - w_t + \theta f_t - \chi_t(\epsilon_t^A q - b_t))}{(1 - \gamma)(v_t(w_t(1 - \tau_t), 1 - \epsilon^N) - v_t^U(b_t, 1))} \quad (22)$$

3.5 Firms' Hiring and Firing Decisions

First consider the *firing rate* ϕ_t for *insiders*. An insider is associated with the wage w_t and the firing cost f_t . Let the time discount factor be δ . Recalling that the insider's productivity is $\epsilon^N q$, the expected present value of profit generated by an insider, after the random cost ε_t at time t is observed, is²⁵

$$E_t(\pi_t^I) = (\epsilon^N q - w_t - \varepsilon_t) + \sum_{i=t+1}^{\infty} \delta^i \left((1 - \phi_i)^i (\epsilon^N q - w_i - E_i(\varepsilon_i | \varepsilon_i < \nu_i^I)) - \phi_i f_i (1 - \phi_i)^{i-1} \right), \quad (23)$$

so that

²²This cost may be generated through activities such as picket lines, work-to-rule, sabotage, etc. Employed workers have an incentive to impose this cost if these activities per se are costless to them (but of course costly to the firm). The reason is that reducing the firm's fallback profit raises the bargaining rent, some of which is captured by the workers. However the incumbent workers have no incentive to drive the firm's fallback profit below $-f_t$, for then the firm would find it worthwhile to fire them.

²³For this to happen, the following must hold $\epsilon^A q - b > 0$.

²⁴Once an agreement has been reached, insiders go back to work and temporarily hired workers, who are in activation, are fired.

²⁵In the first period, profit is $(q\epsilon^N - w_t - \varepsilon_t)$; in the second period, the insider is retained with probability $(1 - \phi_t)$ and the insider is fired with a probability of ϕ_t and so on.

$$E_t(\pi_t^I) = \frac{\epsilon^N q - w_t - \delta \phi_t f_t - \delta(1 - \phi_t) E_t(\varepsilon_t | \varepsilon_t < \nu_t^I)}{1 - \delta(1 - \phi_t)} - \varepsilon_t. \quad (24)$$

The expected incentive to retain the insider (ν_t^I) is defined as the difference between the expected gross profit from retaining the insider $\left(E_t(\pi_t^I) = \frac{\epsilon^N q - w_t - \delta \phi_t f_t - \delta(1 - \phi_t) E_t(\varepsilon_t | \varepsilon_t < \nu_t^I)}{1 - \delta(1 - \phi_t)} \right)$ ²⁷ and the expected profit from firing him ($-f_t$), i.e. this *insider retention incentive* is

$$\nu_t^I = \frac{\epsilon^N q - w_t + (1 - \delta) f_t - \delta(1 - \phi_t) E_t(\varepsilon_t | \varepsilon_t < \nu_t^I)}{1 - \delta(1 - \phi_t)} \quad (25)$$

An insider is fired in period t when the realized value of the random cost ε_t is greater than the insider employment incentive:²⁸ $\varepsilon_t > \nu_t^I$. Since the cumulative distribution of the operating cost is $\Gamma(\varepsilon_t)$, the insider's firing rate is

$$\phi_t = 1 - \Gamma(\nu_t^I) \quad (26)$$

Next consider the *hiring rate* η_t for *unemployed and unemployed, activated workers*. The expected present value of profit generated by an *entrant* (a worker who has been hired after being unemployed), after the random cost ε_t at time t is observed, is

$$E_t(\pi_t^E) = (\epsilon^N q - w_t - \varepsilon_t - h) + \sum_{i=t+1}^{\infty} \delta^i \left((1 - \phi_i)^i (\epsilon^N q - w_i - E_i(\varepsilon_i | \varepsilon_i < \nu_i^U)) - \phi_i f_i (1 - \phi_i)^{i-1} \right), \quad (27)$$

where h is the hiring cost, so that

$$E_t(\pi_t^E) = \frac{\epsilon^N q - w_t - \delta \phi_t f_t - \delta(1 - \phi_t) E_t(\varepsilon_t | \varepsilon_t < \nu_t^U)}{1 - \delta(1 - \phi_t)} - \varepsilon_t - h. \quad (28)$$

The expected incentive to hire an entrant (ν_t^E) is defined as the difference between the expected gross profit from employing the entrant²⁹ and the expected profit from not doing so (i.e. zero). Thus the *unemployed hiring incentive* is

$$\nu_t^E = \frac{\epsilon^N q - w_t - \delta \phi_t f_t - \delta(1 - \phi_t) E_t(\varepsilon_t | \varepsilon_t < \nu_t^U)}{1 - \delta(1 - \phi_t)} - h \quad (29)$$

An unemployed worker is hired in period t when the realized value of the random cost ε_t is less than the entrant hiring incentive:³⁰ $\varepsilon_t < \nu_t^E$. Thus the hiring rate for unemployed (passive and activated) is

$$\eta_t = \Gamma(\nu_t^E). \quad (30)$$

²⁶ $E_t(\varepsilon_t | \varepsilon_t < \nu_t^I)$ is the expected value of the operating cost conditional on being retained.

²⁷ The "gross" profit is expected profit generated by retaining him, without accounting for the operating cost.

²⁸ Equivalently, the insider is fired when the profit from retaining the insider is less than the firing cost: $\frac{\epsilon^N q - w_t - \delta \phi_t f_t - \delta(1 - \phi_t) E_t(\varepsilon_t | \varepsilon_t < \nu_t^I)}{1 - \delta(1 - \phi_t)} - \varepsilon_t < -f_t$.

²⁹ This "gross" profit is the expected profit generated by hiring an unemployed worker, without taking the operating cost into account.

³⁰ Equivalently, the entrant is hired when the profit from employing this worker is greater than the hiring cost: $\frac{\epsilon^N q - w_t - \delta \phi_t f_t - \delta(1 - \phi_t) E_t(\varepsilon_t | \varepsilon_t < \nu_t^U)}{1 - \delta(1 - \phi_t)} - \varepsilon_t > h$.

3.6 Employment, Unemployment and the Labour Market Equilibrium

The change in employment (ΔN_t) is the difference between the outflow from the total unemployment pool ($\mu_t^U U_{t-1} + \mu_t^A A_{t-1}$) and the outflow from the employment pool ($\phi_t N_{t-1}$): $\Delta N_t = \mu_t^U U_{t-1} + \mu_t^A A_{t-1} - \phi_t N_{t-1}$. Assuming a constant labour force L and defining the employment rate to be $n_t = N_t/L_t$, we obtain the following *employment dynamics equation*:³¹

$$n_t = \mu_t^U u_{t-1} + \mu_t^A a_{t-1} + (1 - \phi_t) n_{t-1} \quad (31)$$

The passive unemployed comprise those workers who were unemployed in the previous period and who have neither been hired or activated in the current period and those who have been fired. Thus the passive *unemployment dynamics equation* is

$$u_t = (1 - \mu_t^U) (1 - \alpha_t) u_{t-1} + \phi_t n_{t-1} \quad (32)$$

The activated unemployment rate is the difference between 1 and the aggregate employment and unemployment rates:

$$\begin{aligned} a_t &= 1 - n_t - u_t \\ &= (1 - \mu_t^U) \alpha_t u_{t-1} + (1 - \mu_t^A) a_{t-1}. \end{aligned} \quad (33)$$

The labour market equilibrium is the solution of the system comprising

- the employment and unemployment dynamics, eqs. 31, 32, 33,
- the firing and hiring rate as well as the job finding rates, eqs. 26, 30, 5, 6,
- the entrant hiring incentive and the insider retention incentive, eqs. 29, 25,
- the search equations, eqs. 13, 14, 7,
- the negotiated wage, eq. 22, and
- the government budget constraint (eq. 1).

We now proceed to calibrate the model above for German data and analyze the effectiveness of Danish flexicurity on unemployment and inequality. We will proceed as follows: first, the calibration, then the numerical results and an intuitive discussion of the policy effects.

4 Quantitative Evaluation

In this Section we evaluate the unemployment and inequality effects of implementing the Danish flexicurity concept in Germany. Our analysis shows that, for reasonable parameter values, the Danish flexicurity policy has huge incentive effects and sizeable complementarities in terms of unemployment. For our purpose, we specify particular functional forms for the behavioural relations above and calibrate the resulting model.

³¹Note that $\Delta n_t = \mu_t^U (1 - n_{t-1} - a_{t-1}) + \mu_t^A (1 - n_{t-1} - u_{t-1}) - \phi_t n_{t-1}$.

4.1 Specification

We start by specifying the functional forms: We assume a logistic distribution for the operating cost ε_t , such that the time-invariant cumulative density function is

$$\Gamma(\nu_t^{I,E}) = \left(\frac{1}{1 + e^{-(\nu_t^{I,E} - E(\varepsilon_t))/s}} \right); \quad (34)$$

recall that due to normalisation $E(\varepsilon_t)$ is zero, s is the scale parameter of the distribution. In line with Andersen and Svarer (2008) and Fredriksson and Holmlund (2006) workers' utility is additively separable as well as logarithmic in consumption and leisure and the function differs between employed and unemployed (non-activated and activated) workers:

$$v_t^{U,A}(c_t^{U,A}, l_t^{U,A}) = \ln c_t^{U,A} + \ln l_t^{U,A} \quad (35)$$

$$v_t^N(c_t^N, l_t^N) = \ln x c_t^N + \ln l_t^N, \quad (36)$$

where $x > 1$ is a non-monetary payoff from employment.³³ This yields the wage

$$w_t = \frac{\gamma ((\epsilon^N - \chi_t \epsilon_t^A) q + \theta f_t + \chi b_t)}{(1 - \gamma) \ln(\frac{x w_t (1 - \tau_t)(1 - \epsilon^N)}{b_t}) + \gamma}. \quad (37)$$

For these functional forms, we now proceed to calibrate the resulting model.

4.2 Calibration

The period of analysis is one quarter. The quarterly interest rate r is set to yield a rate of 3% per year, which corresponds to the average money market rate over the last 10 years in Germany,³⁴ and we set the discount factor to $\delta = \frac{1}{1+r}$. Hiring costs are set to 60% of quarterly productivity as used by Mortensen and Pissarides (1999).³⁵

We apply institutional features of the German labour market by calibrating the unemployment benefit in the steady state to $b_0 = \beta_0 w_0 (1 - \tau_0)$ with a net replacement rate for Germany of $\beta_0 = 0.62$ ³⁶ and quarterly firing costs relative to the wage to $f_0 = \rho_0 w_0$ with $\rho_0 = 2.4$, in line with yearly values provided by Chen and Funke (2003) and Bentolila and Bertola (1990).³⁷

The unemployment rate is set to the standardized unemployment rate of Germany 2005, namely 0.095, see OECD (2007). Given this unemployment rate the quarterly job finding rate $\mu u_0 = 32\%$, taken from Wilke's (2005) Kaplan-Meier functions for Germany, yields a steady state firing rate of $\phi_0 = \frac{\mu u}{n} = 3.4\%$. The free parameter $s = 1.68$ of the CDF of the operating costs and $\zeta = 0.36$ are set to match the job finding and the firing rate and generate a long-run wage elasticity of labour demand, which is within the range of -0.1 and -1.3 found for Germany, see Riphahn et al. (1999), specifically of -0.86 .

Andersen and Svarer (2008) assume that workers spend 60% of their time at work (ϵ^N). The relative time use for effort and leisure of employed workers per weekday for Western Europe

³³Thus, the utility of consumption for unemployed differs from that of employed. This can be interpreted e.g. as the converse of the circumstance that being unemployed negatively affects workers' subjective well being (stigmatising effects), see Krueger and Mueller (2008) also for previous research on this topic. Separability implies that leisure does not depend on current income.

³⁴See Deutsche Bundesbank (2008).

³⁵These costs consist of 30% recruiting and 30% training costs; see Mortensen and Pissarides (1999).

³⁶For simplicity, we took the unweighted average across six family types as well as over the initial period of unemployment and long-term unemployment for 2005, see OECD (2008).

³⁷Please note that variables and parameters with subscript "0" denote the value at the calibrated steady state for Germany, i.e. before any flexicurity policy exercise.

from Krueger and Mueller (2008) suggests a value for ϵ^N of 69%,³⁸ while the relative allocation in Freeman and Schettkat (2005) points at a value between 61-64%.³⁹ Similarly, from the relative time use for effort and leisure of unemployed workers we can determine the effort of unemployed workers: the analysis of Krueger and Mueller (2008) suggests a value of 10%⁴⁰ and Freeman and Schettkat (2005) offer values from 11% to 18%.⁴¹ In line with these studies we set $\epsilon^N = 65\%$ and $e_0^U = 15\%$. These values then yield the value for the utility parameter of $x \approx 1.84$. Furthermore, for simplicity q is normalized to 1 and we use a bargaining power γ equal to 0.6 which corresponds to the average of the values estimated for union bargaining power in Germany by Dumont et al. (2006). This in turn determines a value for $\theta \approx 0.03$. The resulting elasticity of the wage to firing costs with a value of 0.05 is very conservative compared to the results from van der Wiel (2008), which suggest a value of 0.1.⁴²

With this calibration our model generates reasonable values for various elasticities which can be found in the literature: our calibration yields an elasticity of unemployment duration to unemployment benefits of -0.5 , Hornstein et al. (2005) referring to various studies report values between -0.1 and -1 .⁴³ Furthermore, the amplification mechanism of our calibrated model with an elasticity of unemployment to productivity of approximately -5 is nearer to the data than e.g. the standard search and matching model.⁴⁴

Before the policy exercises a tax rate of $\tau_0 \approx 0.06$ balances the government's budget.

In the following policy exercise we apply Danish values to the policy variables: the net replacement rate will be increased to the Danish level of $\beta_1 = 0.69$.⁴⁵ The firing cost parameter ρ for the policy exercise is set to $\rho_1 = 0.3$, which is suggested by the relative value (50%) of the employment protection indice of Denmark relative to Germany by the OECD (2004b) for regular employment as well as by Lazear (1990) in terms of severance pay.⁴⁶

Andersen and Svarer (2007) point out that unemployed workers receive an activation offer not later than after 12 months of unemployment, thus we set $\lambda_1 = 0.25$. Furthermore, we assume that workfare requirements correspond to the work effort of employed workers, thus, we set $\epsilon_1^A = \epsilon^N = 65\%$ and will assume that the cost of workfare is comparable to the one

³⁸Employed workers spend 395 minutes per weekday on the effort considered here - 395 for work and 0 for job search - and 179 minutes for leisure and socialising, see Table 3 from Krueger and Mueller (2008). Thus, employed workers divide their time in 69% effort and 31% leisure.

³⁹Here we compare market work and leisure for women and men, respectively. Western Europe here comprises Netherlands, Italy and Austria. Freeman and Schettkat (2001) provide values for Germany but do not distinguish between employed and unemployed.

⁴⁰Unemployed workers from Western Europe spend 33 minutes on effort - 19 for work and 14 for job search - and 313 minutes for leisure and socialising, see Table 3 from Krueger and Mueller (2008). Thus, workers divide their time in approximately 1:9 into effort and leisure.

⁴¹Again we compare market work and leisure for women and men, respectively.

⁴²Van der Wiel (2008) estimated that the reduction of the period of notice of 3.4 months by one month leads to a wage reduction of 3%. This suggests an elasticity of 0.1

⁴³Furthermore, our calibrated model implies a wage elasticity to productivity of 0.43 which matches approximately Hagedorn and Manovskii (2008)'s estimate for the cyclicalitity of wages of 0.45, though for the US.

⁴⁴Shimer (2005) shows that while for the U.S. unemployment is 10 times more volatile than productivity, the search and matching model can only generate a value of 0.5.

⁴⁵For simplicity, we took the unweighted average across six family types and over the initial period of unemployment and long-term unemployment for 2005, see OECD (2008). Madsen (2007) and Andersen and Svarer (2007) illustrate that unemployment benefits amount to 90 % of previous earnings but face an absolute ceiling implying that gross compensation rates decline rapidly with previous income once the limit is reached.

⁴⁶This value might well be to high: Emerson (1988), Bertola (1990) and Garibaldi (1998) rank Denmark in terms of employment protection far above Germany near the UK. Bentolila and Bertola (1990) suggest a firing cost value for the UK which is one third of the value for Germany. Various indices on employment protection provide ranges for the relative values of firing costs of Denmark from 0% to 80% of the German value: the World Bank (2008) 0.3 (difficulty of firing) or 0 (firing costs); Belot et al. (2007) 0.6 (for regular jobs) and 0.3 (for overall protection); OECD (2004) 0.6 or 0.7 for overall strictness (version 1 or 2); Botero et al. (2004) 0.8 (employment laws index); Garibaldi (1998) 0.4 (strictness of procedural constraints).

applied in Denmark, thus, we choose a cost per activated worker κ_1 equal to 2.5% in line with Andersen and Svarer (2008).⁴⁷

The only parameter where to the best of our knowledge the literature does not supply any estimates is χ which determines the wage effect of workfare. We will set this parameter to replicate the unemployment rate of Denmark to evaluate the strength of this channel, but we will provide a robustness analysis. Tables 1, 2 and 3 summarize the calibrated parameters, the values of the variables in the calibrated steady state and the flexicurity policy parameters.

Parameter	Description	Value
δ	discount factor	0.99237
ϵ^N	work effort	0.65
h	hiring cost in terms of productivity	0.6
p	quarterly productivity	1
r	quarterly interest rate	0.0074
s	scale parameter of the operating costs distribution	1.68
θ	parameter determining the wage effect of firing costs	0.03
ζ	job finding rate parameter	0.36
x	utility parameter	1.84
β_0	net replacement rate	0.62
ρ_0	firing cost parameter relative to the wage	2.4
τ_0	tax rate	0.06

Table 1: Parameter values.

Variable	Description	Value
ϕ_0	firing rate	3.4%
μu_0	job finding rate	32%
u_0	unemployment rate	9.5%
e_0^U	search effort	0.15

Table 2: Steady state labour market values.

Parameter	Description	Value
β_1	flexicurity net replacement rate	0.69
ϵ_1^A	work effort in workfare	0.65
κ_1	cost per activated worker	0.025
λ_1	probability of activation	0.25
ρ_1	flexicurity firing cost parameter relative to the wage	1.2
χ_1	wage effect of workfare parameter	0.4

Table 3: Flexicurity policy parameters.

4.3 Results and Intuition

As pointed out above we apply policy variables which match the Danish flexicurity approach in line with Andersen and Svarer (2008). Assuming a probability for a firm of finding an activated

⁴⁷They argue that this corresponds to a cost of workfare in Denmark of around 3% of GDP. They point out that if the activation results in output, it could be interpreted as the net cost per activated worker.

unemployed worker of $\chi_1 = 40\%$ the flexicurity approach of adopting Denmark's level of unemployment benefit, employment protection and introducing workfare reduces unemployment by 50%, yielding an unemployment rate of 4.8% which is equal to Denmark's 2007 unemployment rate, OECD (2007), and reduces inequality, in terms of the Gini coefficient⁴⁸ from 3.4% to 1.6%; see Table 4. In the following we will discuss the single effects and complementarities leading to these results.

Flexicurity Instrument	% Change of Unemployment	Gini Coeff.
Workfare Introduction (α_1, ϵ_1^A)	-85%	0.5%
Firing Cost Reduction (ρ_1)	-16%	2.8%
Unemployment Benefit Increase (β_1)	65%	5.4%
Joint effect	-50%	1.6%

Table 4: Single and joint effects of the flexicurity instruments on unemployment and inequality.

4.3.1 Single Effects

Reducing Firing Costs

Figure 4.2 displays the effects of reducing the firing costs parameter ρ_1 .⁴⁹ Reducing firing costs reduces the *insider retention incentive* and increases the *outsider hiring incentive* and thereby, increases the firing rate as well as the hiring rate. The resulting direct effect on unemployment is ambiguous, which is commonly pointed out in the literature, e.g. Nickell (1997) and Bentolila and Bertola (1990). At the same time lower firing costs though lower the wage and consequently increase both retention and hiring incentives. This indirect wage effect of reducing firing costs counterbalances the positive direct effect on the firing rate and strengthens the positive direct effect on the hiring and thereby on the job finding rate. In our empirical exercise the indirect effect on the firing rate outweighs the respective direct effect, thereby the firing rate falls, and this in sum leads to a reduction of the unemployment rate.⁵⁰

Furthermore, our empirical exercise indicates that a reduction of firing costs induces households to search more for jobs. The reason is that lower wages lead to a reduction of the *reward for searching for a job*, thereby, providing less incentives to search.⁵¹ This wage effect outweighs the direct positive effect resulting from strategic complementarities, namely households search more when facing a higher hiring rate and a lower firing rate.

The Gini coefficient is lower with lower firing costs since inequality is reduced directly through a lower wage and indirectly through lower unemployment.

Increasing Unemployment Benefits

Raising unemployment benefits to the Danish level of a replacement rate of $\beta_1 = 0.69$ leads to an increase of unemployment by 65% (see Figure 4.3) and increases inequality to a Gini coefficient of 5.4%.⁵²

⁴⁸Note that the Gini coefficient generated here is lower than in reality, as our model does not generate income differentials, does not distinguish ability groups and does not take non-wage related inequalities into account.

⁴⁹Recall that $f_1 = \rho_1 w_0$. We reduce ρ for a given calibrated wage of the prepolicy steady state, which is equivalent to reducing f .

⁵⁰The stronger effect of lower firing costs on firings relative to hirings is in line with empirical results by Messina and Valanti (2007) showing that firing costs have stronger effects on job destruction relative to creation.

⁵¹This effect is counterbalanced by a lower tax on wages resulting from lower unemployment.

⁵²Recall that $b_1 = \beta_1 w_0 (1 - \tau_0)$. We reduce the net replacement rate β for the calibrated wage w_0 and tax rate τ_0 of the prepolicy steady state.

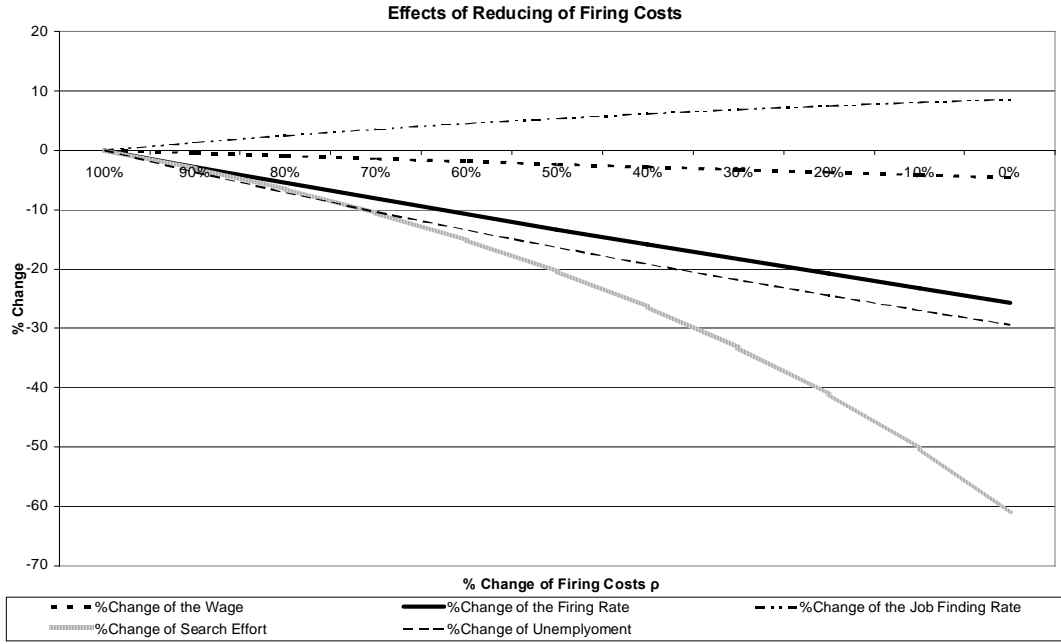


Figure 2: The effects of percentage changes of the firing costs parameter ρ on unemployment u , firing rate ϕ , the job finding rate μ , the wage w and search effort ϵ^U .

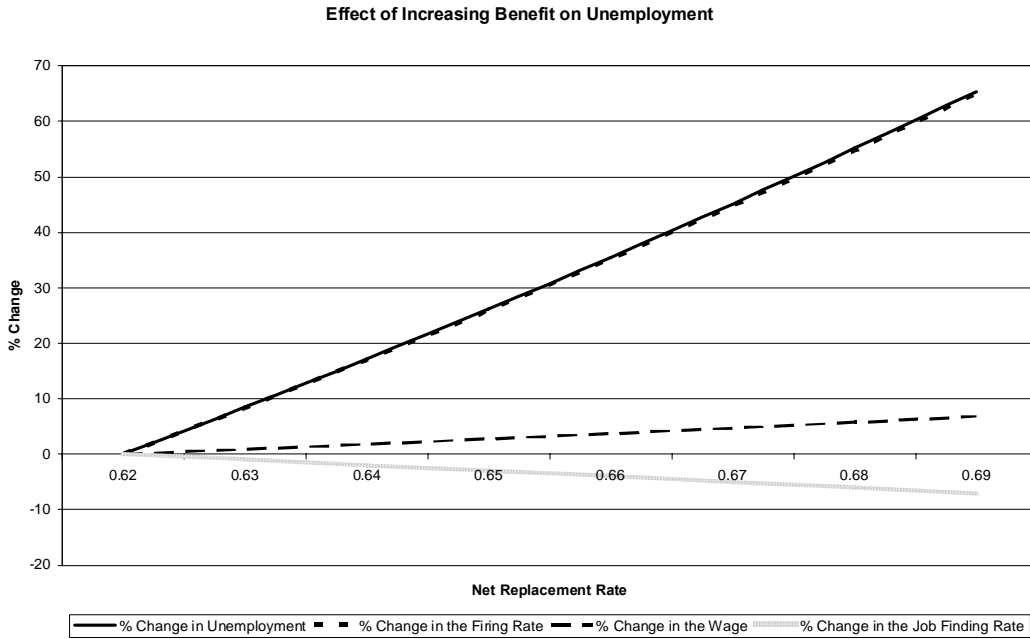


Figure 3: The effects of changes in the replacement rate β on unemployment u , firing rate ϕ , the job finding rate μ and the wage w .

The effect is straightforwardly due to the resulting higher wage, which reduces firms' *unemployed hiring incentive and insider retention incentive*. Thereby employment falls. At the same time higher unemployment benefits reduce the *reward for searching for a job*. This results since the increase in unemployment benefits and the resulting increase in taxes as well as the lower hiring and higher firing rates raise the present value of utility of an unemployed worker relative to that of an employed worker - despite the wage increase. Thus, workers search less.

Furthermore, increasing unemployment benefits to the Danish level increases inequality mainly due to higher unemployment which reduces the group receiving the higher income.

Introducing Workfare

As pointed out in the previous Section we introduce the Danish workfare requirements in line with Andersen and Svarer (2008). Assuming a probability for a firm, whose workers are on strike, of temporarily employing activated unemployed of $\chi_1 = 40\%$ the introduction of workfare reduces unemployment by 85% and thereby significantly reduces inequality, the Gini coefficient falls to 0.5%. For an increasing value of ϵ_1^A Figure 4.4 illustrates the three effects of workfare, which are also commonly reported in the literature.⁵³ The locking-in effect, namely that workers' employment probability is reduced while they are on workfare, since they have less time to search for a job, is reflected by the decreasing search effort of activated workers with increasing work effort on workfare. The so-called threat effect, which refers to the fact that unemployed workers exit unemployment more quickly before being activated, since remaining in unemployment becomes less attractive relative to employment,⁵⁴ is revealed by the increasing search effort of unemployed workers. Furthermore, also employed workers react to the introduction of workfare - they bargain a lower wage.⁵⁵

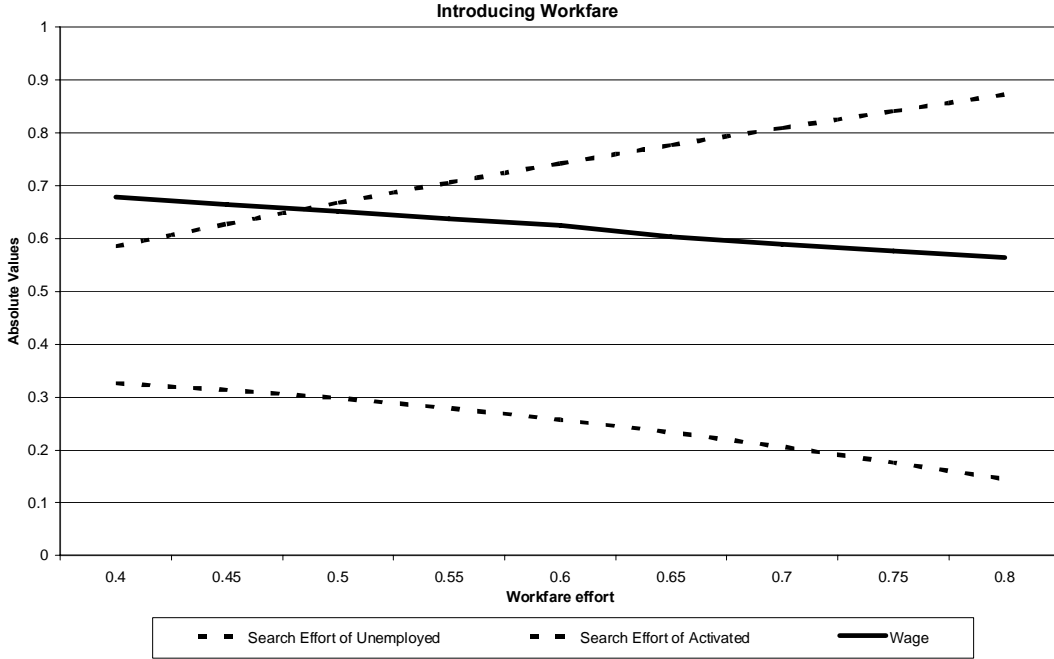


Figure 4: The effects of increasing workfare effort ϵ_1^A with $\lambda = 0.25$ on wage and search effort of the unemployed and the activated, reflecting wage, threat and locking-in effect, respectively.

The reason for the reduction in the negotiated wage lies in the fact that firms whose workers are on strike draw back on activated workers. Clearly, via the wage reduction, the introduction of workfare raises firms' *unemployed hiring incentive* and *insider retention incentive*. Thereby due to workfare indirectly more workers are hired and less fired and thus, employment falls.

⁵³See Andersen and Svarer (2007), (2008). The following results are in line with Andersen and Svarer (2008).

⁵⁴See Svarer (2007) and Rosholm and Svarer (2008) for empirical analyses of the threat effect.

⁵⁵We assume that the active labour market policy (ALMP) is represented by workfare and this instrument does not have any effect on workers's productivity. Thus, our model does not take the post-programme effect into account. This effect refers to the better employment probability after having taken part in the ALMP. By omitting this positive effect, we bias our analysis against ALMP. The model adopted here could easily be extended to incorporate other instruments.

Since to the best of our knowledge the empirical literature does not supply any estimates for χ (wage effect of workfare), in Table 5 we provide the unemployment and inequality results for alternative values of this parameter. The weaker the wage effect the weaker is the unemployment reducing effect of this policy as well as of the full set of flexicurity policies. Since according to Andersen and Svarer (2007) the wage effect is one of the the dominant channels of workfare, the value adopted for χ seems reasonable.

χ - Value	Effect of			
	Workfare		Flexicurity	
	on Unemployment	on Inequality	on Unemployment	on Inequality
0.1	−26%	2.5	16	3.8
0.2	−50%	1.7	−13%	3.1
0.3	−70%	1	−29%	2.3
0.4	−85%	0.5	−50%	1.6
0.5	−94%	.2	−68%	1.0
0.6	−98%	0.1	−82%	0.6

Table 5: The unemployment and inequality effects of workfare and the full set of flexicurity policies for various values of the wage effect of workfare.

The direct effect of workfare on the household side is the relative increase of the reward for seeking a job for all unemployed, especially for the activated as illustrated in Figure 4.5.

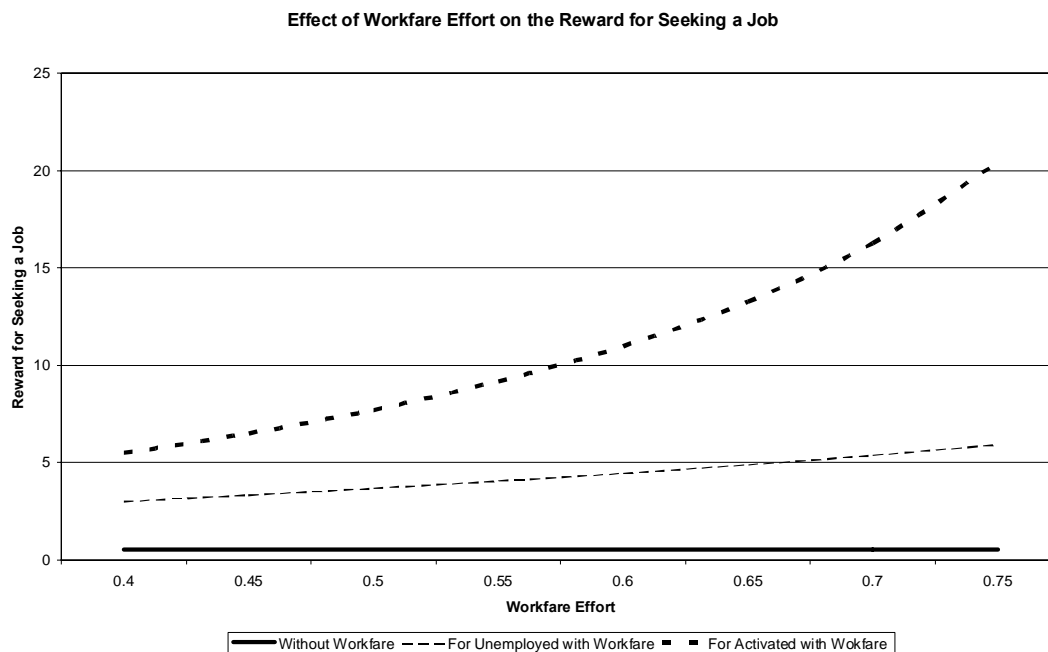


Figure 5: The effect of increasing workfare effort on the reward for seeking a job for passive and activated unemployed workers in comparison to the reward in absense of workfare.

The higher reward amplified by a higher hiring rate as in eqs. 13, 14 leads to a reduction of leisure time. This increased effort though only translates into higher search effort for the not yet activated unemployed workers (threat effect), since the activated workers need to incur work effort on workfare, in line with our specification of the utility function and calibration, they

have less time to search for a job (locking-in effect). This locking-in effect manifests itself via eq. 6, whereby the relatively less hard a worker searches for a job the respectively lower will be his job finding rate. Thereby, while the hiring rate increases, only unemployed, non-activated workers' job finding rate rises, the job finding rate for activated workers falls, in despite of a much higher reward for seeking a job because they search less than the not activated workers.

Despite of the cost of workfare, the tax rate falls since employment increase and unemployment decreases.

4.3.2 Joint Effects and Complementarities

As can be seen from Table 4, the flexicurity group of labour market policies we are considering here are complementary for Germany in the sense that the unemployment effect of each policy is greater when implemented in conjunction with the other policies than in isolation (Coe and Snower, 1997), or in other words the effectiveness of one policy depends on the implementation of other policies (Orszag and Snower, 1998).⁵⁶ As pointed out by Coe and Snower, who analyzed policy complementarities in a static world, a wide range of labour market institutions have complementary effects on unemployment and thus, labour market policies targeted at reforming these institutions are also complementary.

The three flexicurity instruments have some apparent complementarities. Implementing the three instruments jointly leads to a percentage reduction of unemployment which is 39% (size of the complementarity in %) higher than summing up the respective single effects.⁵⁷

Policy	Sum of Single Effects	Joint Effect	Complementarity
<i>Flexicurity</i>	-36%	-50%	39%
Workfare (α_1, ϵ_1^A) and Higher Benefits (β_1)	-20%	-36%	83%
Lower Firing Costs (ρ_1) and Higher Benefits (β_1)	49%	38%	22%
Workfare (α_1, ϵ_1^A) and Lower Firing Costs (ρ_1)	-100%	-90%	-10%

Table 6: Unemployment effects of various combinations of the flexicurity instruments.

Table 6 illustrates the unemployment effects of the flexicurity policies as well as pairwise combinations of the three policies. The strongest economic complementarities in reducing unemployment are generated by the joint implementation of higher unemployment benefits and the introduction of workfare. Flexible firing rules and workfare are not complementary at all, while flexible firing rules and higher unemployment benefits are. In the following we will discuss these complementarities generated by the policies.

Increasing Unemployment Benefits and Reducing Firing Costs

As pointed out above higher unemployment benefits increase the unemployment rate, but implementing them with lower firing costs jointly increases the unemployment rate by less than when implementing them separately. Thus, for the above calibrated model for Germany these two policies are complementary in terms of reducing unemployment. This implies that a

⁵⁶Formally presented by Coe and Snower (1997) as follows: a set of policy instruments $x_i, i = 1, \dots, n$, has complementary effects on a policy objective y when $\frac{\partial^2 y}{\partial x_i \partial x_j} > 0$ for $i \neq j$.

⁵⁷We measure the size of the complementarity in percentage terms as Oskamp and Snower (2008), as the relative difference between the joint effect and the sum of the single effects of the set of policies under consideration. In other words the percentage reduction in the total unemployment rate is 14 percentage points higher.

reduction of firing costs has a bigger employment effect if unemployment benefits are high. The reason is the following: high firing costs and high unemployment benefits give leverage to each other. Higher unemployment benefits reduce firms' hiring and retention incentives and thereby, leverage the effect of firing costs in reducing these incentives. This interaction also holds vice versa, while firing costs reduce firms' hiring incentives, they thereby magnify the weakening of the reward for seeking a job. Thereby, the positive impact on unemployment of increasing the replacement rate when firing costs are high - due to the high leverage effect - can not be compensated by the negative impact of reducing firing costs when replacement rates are low. The joint implementation of low firing costs and a high replacement rate avoids this leverage effect.⁵⁸

Increasing Unemployment Benefits and Introducing Workfare

The strongest complementarity is reached when higher unemployment benefits and workfare requirements are implemented jointly.

The joint introduction of these two policies could not be justified by the concept of political complementarities, see Orszag and Snower (1998), which arise when the ability to gain voters' approval for a policy depends on the implementation of another policy. Similarly, Andersen and Svarer (2007) illustrate that the strong egalitarian foundations of the Danish welfare system ruled out general reductions in unemployment benefits to strengthen incentives.

On the economic side one could expect a reduction of unemployment benefits and workfare instruments to be equivalent from an utility perspective and thereby, make a distinction unnecessary. But as pointed out by Andersen and Svarer (2008), the labour market effects of these two policies are distinct and will differ across the three groups of workers, namely employed, unemployed and activated. This is so for several reasons. First, employed workers' contemporaneous (consumption) utility is affected by both policies - in both cases indirectly via the wage. But while a reduction in benefits has the same effect on unemployed and activated workers, this is not the case for workfare policies. The reason is that workfare has no direct effect on the instantaneous utility of the unemployed, but on the activated workers'. Furthermore, benefit changes and workfare requirements affect search incentives differently. The reason is that workfare requirements affect the marginal cost of search directly, whereas benefits have an effect via an income effect.

The strong complementarity is based on these effects of the two instruments. Analogous to the above joint implementation of reduced firing costs and increased unemployment benefits, an introduction of workfare requirements has much stronger effects when the disincentive effects due to unemployment benefits are high. While the disincentive effects are the same, workfare has much stronger effects on unemployment than the flexible firing rules, thereby also the complementarity is stronger.

Reducing Firing Costs and Introducing Workfare

While being powerful tools to reduce unemployment, clearly, flexible firing rules and workfare requirements are weak substitutes in this respect, since the reduction of unemployment is reduced by 10% if both instruments are implemented jointly compared to summing up the single effects. As pointed out above, these policies have stronger effects when the disincentive for workers and firms to match are high. Since workfare has strong effects on unemployment

⁵⁸Alternatively, one can argue via the tax-benefit multiplier: since all workers behave the same and reduce their search effort due to a rise in unemployment benefits, their behaviour does not affect their job finding probability and the only channel through which the unemployment benefits changes unemployment is via the wage. A benefit increase implies a higher tax rate, which raises the wage even more and leads to higher unemployment, which in turn necessitates a higher tax rate and so on. A reduction of the firing costs weakens this tax-benefit multiplier, via its employment enhancing effect it reduces the tax rate.

and increases firms' and workers' incentive effects, a reduction of firing cost does not contribute to the reduction of unemployment as it would do in the absence of workfare.

Flexicurity

As illustrated above the unemployment effect of the joint implementation of the three flexicurity instruments for Germany implies a complementarity of these instruments of 39%. To understand how this complementarity of all three instruments can be rationalized it is useful to compare their unemployment effect with the sums of the effects of the pairwise joint implementation and the respective single third instrument, as presented in Table 7:

Policy	Joint Effect
<i>Flexicurity</i> ($\alpha_1, \epsilon_1^A, \beta_1$ and ρ_1)	-50%
Sum of Pairwise and Single Effects	
Workfare and Higher Benefits (α_1, ϵ_1^A and β_1) + Lower Firing Costs (ρ_1)	-52%
Lower Firing Costs and Higher Benefits (ρ_1 and β_1) + Workfare (α_1, ϵ_1^A)	-47%
Workfare and Lower Firing Costs (α_1, ϵ_1^A and ρ_1) + Higher Benefits (β_1)	-25%

Table 7: Unemployment effects of various joint implementations of flexicurity instruments.

These results underline our previous argumentation. First, the sum of the effects of the pairwise implementation of workfare and high unemployment benefits (α_1, ϵ_1^A and β_1) and the single effects of a reduction of firing costs (ρ_1) is greater than the effect of flexicurity, since the former includes the high complementarity between workfare and high unemployment benefits but not the substitutability between workfare and the firing cost reduction. Second, flexicurity has a stronger effect on unemployment than the sum of the combination of low firing costs and high benefits, which implies only a weak complementarity, together with workfare. Third, the combination of the pairwise introduction of workfare and lower firing costs (α_1, ϵ_1^A and ρ_1) and the single implementation of higher unemployment benefits has a much smaller unemployment mitigation effect since it only takes into account the substitutability between the former two instruments

Finally, our analysis replicates the Danish experience,⁵⁹ whereby the workfare component is the decisive element in generating the economic effectiveness of the flexicurity policy.

5 Concluding Remarks

This paper analyzes the channels and complementarities of the Danish flexicurity concept in reducing unemployment and inequality. We perform the experiment of implementing Danish flexicurity in Germany using a calibrated, microfounded model, which is derived from the agents' labour market incentives.

This policy experiment replicates the Danish miracle in Germany and illustrates the strong complementarities of nearly 40% underlying the Danish flexicurity concept when implemented in Germany. Furthermore, our results emphasize the strong role of workfare policies in setting employment incentives right.

Our results underline the need for fundamental labour market reforms with a set of broad and deep policies which imply strong economic complementarities and at the same time encompass political complementarities by taking distributional objectives into account thereby facilitating the consent for implementing the reforms.

⁵⁹See Andersen and Svarer (2007) and (2008).

The flexicurity policy enables firms to adapt to the global market, supports workers and at the same time enhances their adaptability, which is strongly required in the new wave of globalisation.⁶⁰ Thereby, this reform policy with a focus on employment security is a viable and option for Germany which tends to emphasize income and job security.

References

- [1] Andersen, Torben M. and Svarer, Michael (2008), The Role of Workfare in Striking a Balance between Incentives and Insurance in the Labour Market, CESifo Working Paper 2267, April 2008.
- [2] Andersen, Torben M. and Svarer, Michael (2007), Flexicurity - Labour Market Performance in Denmark, CESifo Economic Studies 53, 3, pp. 389-429.
- [3] Auer, Peter (2000), Employment Revival in Europe. Labour Market Success in Austria, Denmark, Ireland and the Netherlands, ILO: Geneva.
- [4] Auer, Peter and Cazes, Sandrine, (2003), Employment Stability in an Age of Flexibility: Evidence from Industrialized Countries, ILO: Geneva.
- [5] Belot, Michèle, Boone, Jan and Van Ours, Jan (2007), Welfare-Improving Employment Protection, *Economica* 74, pp. 381–396.
- [6] Bentolila, Samuel and Bertola, Giuseppe (1990), Firing costs and labor demand: How bad is eurosclerosis?, *Review of Economic Studies* 57, 4, pp. 381–402.
- [7] Bertola, Giuseppe (1990), job Security, Employment and Wages, *European Economic Review* 34, pp. 851-886.
- [8] Boeri, Tito, Conde-Ruiz, José Ignacio and Galasso, Vincenzo (2006), The Political Economy of Flexicurity, FEDEA Working Paper 15.
- [9] Botero, Juan C., Djankov, Simeon, La Porta, Rafael, Lopez-De-Silanes, Florenico, Schleifer, Andrei (2004), The Regulation of Labor, *The Quarterly Journal of Economics* 119, 4, pp. 1339-1382.
- [10] Bredgaard, Thomas, Larsen, Flemming and Madsen, Per Kongshøj (2006), Opportunities and Challenges for Flexicurity - the Danish Example, *Transfer* 12, 1, pp. 61-8.
- [11] Brown, Alessio J.G., Orszag, J. Michael and Snower, Dennis J. (2008), Unemployment Accounts and Employment Incentives, *European Journal of Political Economy* 24, 3, pp. 587-604.
- [12] Brown, Alessio J.G., Merkl, Christian, and Snower, Dennis J. (2006), Comparing the Effectiveness of Employment Subsidies, Kiel Institute for the World Economy Working Paper 1302.
- [13] Algan, Yann and Cahuc, Pierre (2006), Civic Attitudes and the Design of Labor Market Institutions: Which Countries Can Implement the Danish Flexicurity Model?, IZA Discussion Paper No. 1928.

⁶⁰See Snower et al. (2009).

- [14] Chen, Yu-Fu, Funke, Michael (2005), Non-Wage Labour Costs, Policy Uncertainty and Labour Demand – A Theoretical Assessment, *Scottish Journal of Political Economy* 52, 5, pp. 687-709.
- [15] Coe, David T. and Snower, Dennis J. (1997), Policy Complementarities: The Case for Fundamental Labor Market Reform, *International Monetary Fund Staff Papers* 44 , 1, pp. 1-35.
- [16] Dennis, Ian and Guio, Anne-Catherine (2004), Population and Social Conditions, Statistics in Focus 16/2004, Eurostat: Luxemburg.
- [17] Deutsche Bundesbank (2008), Time series of money market rates, online resource: <http://www.bundesbank.de/statistik>.
- [18] Dumont, Michel, Raypy, Glenn and Willeme, Peter (2006), Does internationalization affect union bargaining power? An empirical study for five EU countries, *Oxford Economic Papers* 58, pp. 77–102.
- [19] Egger, Philippe, Sengenberger, Werner, Auer, Peter, Simoni, Marco and Vargha, Corinne (2003), Decent Work in Denmark. Employment, Social Efficiency and Economic Security, ILO: Geneva.
- [20] Emerson, Michael (1988), Regulation or Deregulation of the Labour Market, *European Economic Review* 32, pp. 755-817.
- [21] European Commission (2007), Communication from the Commission to the European Parliament, the Council, the European Economic and Social Committee and the Committee of the Regions: Towards Common Principles of Flexicurity: More and Better Jobs Through Flexibility and Security; Brussels, COM (2007) 359, Office for Official Publications of the European Communities: Luxembourg.
- [22] European Expert Group on Flexicurity (2007), Flexicurity Pathways - Turning hurdles into stepping stones. Report by the European Expert Group on Flexicurity, Expert Report to the European Commission, Brussels.
- [23] Fredriksson, Peter, Holmlund, Bertil (2006), Optimal Unemployment Insurance Design: Time Limits, Monitoring, or Workfare?, *International Tax and Public Finance* 13, 5, pp. 565-585.
- [24] Freeman, Richard B. and Schettkat, Ronald (2005), Marketization of household production and the EU-US gap in work, *Economic Policy*, Vol. 20, 41, pp.5-50.
- [25] Freeman, Richard B. and Schettkat, Ronald (2001), Marketization of production and the US-Europe employment gap, *Oxford Bulletin of Economics and Statistics*, Vol. 63, special issue, pp.647-670.
- [26] Garibaldi, Pietro (1998), Job flow dynamics and firing restrictions, *European Economic Review* 42, pp. 245-275.
- [27] Hagedorn, Marcus; Manovskii, Iouri (2008), The cyclical behavior of equilibrium unemployment and vacancies revisited, ECB Working paper 853.
- [28] Hornstein, Andreas, Krusell, Per and Violante, Giovanni L. (2005), Unemployment and vacancy fluctuations in the matching model: inspecting the mechanism, *Economic Quarterly*, 91 (3), pp. 19-50.

- [29] Keune Maarten (2008), Flexicurity: a Contested Concept at the Core of the European Labour Market Debate, *Intereconomics* 43, 2, pp. 92-98.
- [30] Krueger, Alan B. and Mueller, Andreas, The lot of the unemployed : a time use perspective, IZA Discussion Paper 3490, IZA: Bonn.
- [31] Lazear, Edward (1990), Job Security Provisions and Employment, *The Quarterly Journal of Economics* 105, 3, pp. 699-726.
- [32] Lechthaler, Wolfgang, Merkl, Christian and Snower, Dennis J. (2008), Monetary Persistence and the Labor Market: A New Perspective, Kiel Working Paper 1409.
- [33] Madsen, Per Kongshøj (2008), Flexicurity in Danish - A Model for Labour Market Reform in Europe?, *Intereconomics*, 43, 2, pp. 74-78.
- [34] Madsen, Per Kongshøj (2007), Distribution of Responsibility for Social Security and Labour Market Policy, Country Report: Denmark, Amsterdam Institute for Advance Labour Studies Working Paper 07/51: Amsterdam.
- [35] Madsen, Per Kongshøj (2006a), Flexicurity - A New Perspective on Labour Markets and Welfare States in Europe, CARMA Research Paper 2006:03, CARMA Aalborg University: Aalborg.
- [36] Madsen, Per Kongshøj (2006b), How Can It Possibly Fly? The Paradox of a Dynamic Labour Market in a Scandinavian Welfare State, in: Campbell, John L., Hall, John.A. and Pedersen, Ove K. (eds.), *National Identity and a Variety of Capitalism: The Case of Denmark*, McGill University Press: Montreal, pp. 321-355.
- [37] Madsen, Per Kongshøj (2004), The Danish Model of "Flexicurity": Experiences and Lessons, *Transfer* 10, 2, pp. 187-207.
- [38] Messina, Julián and Vallanti, Giovanna (2007), Job flow dynamics and firing restrictions: evidence from Europe, *The Economic Journal* 117, 521, pp. 279-301.
- [39] Mortensen, Dale T. and Pissarides, Chirstopher A. (1999), New developments in models of search in the labor market. In O. C. Ashenfelter and D. Card (eds.), *Handbook of Labor Economics*, Vol. 3B. Amsterdam: Elsevier Science, pp. 2567-627.
- [40] Nickell, Stephen (1997), Unemployment and Labor Market Rigidities : Europe versus North America, *Journal of Economic Perspectives* 11, 3, pp. 55-74.
- [41] OECD (2008), www.oecd.org/els/social/workincentives.
- [42] OECD (2007), *Employment Outlook*, OECD: Paris.
- [43] OECD (2004), *Employment Outlook*, OECD: Paris.
- [44] Orszag, J. Michael and Snower, Dennis J. (1998), Anatomy of Policy Complementarities, *Swedish Economic Policy Review* 5, 2, pp. 303-343.
- [45] Oskamp, Frank and Snower, Dennis J. (2008), Interactions between Employment and Training Policies, Kiel Working Paper 1389, June 2008.
- [46] Pissarides, Christopher A. (2000), *Equilibrium Unemployment Theory*, MIT Press: Cambridge.

- [47] Riphahn, Regina, Thalmeier, Anja, Zimmermann, Klaus (1999), Schaffung von Arbeitsplätzen für Geringqualifizierte, *IZA-Research Report 2*, IZA: Bonn.
- [48] Rosholm, Michael and Svarer, Michael (2008), The threat effect of active labour market programmes, *The Scandinavian Journal of Economics* 110, 2, pp. 385-401.
- [49] Shimer, Robert (2005), The cyclical behavior of equilibrium unemployment and vacancies, *American economic review* 95 (1), pp. 25-49.
- [50] Snower, Dennis J. and Merkl, Christian (2006), The Caring Hand that Cripples: The East German Labor Market after Reunification, *American Economic Review*, 96 (2), pp. 375-382.
- [51] Snower, Dennis J., Brown, Alessio J.G. and Merkl, Christian, and (2009), Globalisation and the Welfare State: A Review of "Can Germany Be Saved?", *Journal of Economic Literature* 47, 1, pp. 136-158.
- [52] Svarer, Michael (2008), The effect of sanctions on the job finding rate : evidence from Denmark, IZA Discussion Paper 3015, IZA: Bonn.
- [53] Torfing, Jacob (1999), Workfare with Welfare: Recent Reforms of the Danish Welfare State, *Journal of European Social Policy* 9, 1, pp. 5-28.
- [54] Van der Wiel, Karen (2008), Better Protected, Better Paid: Evidence on How Employment Protection Affects Wages, IZA Discussion Paper 3352.
- [55] Wilke, Ralf A. (2005), New estimates of the duration and risk of unemployment for West-Germany, *Schmollers Jahrbuch* 125, 2, pp. 207-237.
- [56] Wilthagen, Ton (1998), Flexicurity – A New Paradigm for Labour Market Policy Reform?, Social Science Research Center Discussion Paper 98-202, WZB: Berlin.
- [57] Wilthagen, Ton and Rogowski, Ralf (2002), Legal Regulation of Transitional Labour Markets, in: Schmid, Günther and Gazier, Bernard (eds.), *The Dynamics of Full Employment: Social Integration through Transitional Labour Markets*, Elgar: Cheltenham, pp. 233-273,
- [58] Wilthagen, Ton and Tros, Frank (2004), The Concept of “Flexicurity”: A New Approach to Regulating Employment and Labour Markets, *Transfer* 10, 2, pp. 166-187.
- [59] Wilthagen, Ton, Tros, Frank and Lieshout, Harm A. M. van (2004), Towards "Flexicurity"? : Balancing Flexibility and Security in EU Member States, *European Journal of Social Security* 6, 2, pp. 113-136.
- [60] World Bank (2008), *Doing Business 2009*, Palgrave Macmillan: Washington D.C..
- [61] Wim Van Oorschot (2004), Flexible Work and Flexicurity Policies in the Netherlands. Trends and Experiences, *Transfer* 10, 2, pp. 208-225.
- [62] Zhou, Jianping (2008), Denmark’s Flexicurity Model: The Answer for Europe?, *Intereconomics*, 43 (2), pp. 78-82.
- [63] Zhou, Jianping (2007), Danish for All? Balancing Flexibility with Security: The Flexicurity Model, IMF Working Paper 07/36.