

Wang, Tianyu; Sun, Ruochen; Sindelar, Jody L.; Chen, Xi

Working Paper

Occupational Differences in the Effects of Retirement on Hospitalizations for Mental Illness among Female Workers: Evidence from Administrative Data in China

IZA Discussion Papers, No. 16545

Provided in Cooperation with:

IZA – Institute of Labor Economics

Suggested Citation: Wang, Tianyu; Sun, Ruochen; Sindelar, Jody L.; Chen, Xi (2023) : Occupational Differences in the Effects of Retirement on Hospitalizations for Mental Illness among Female Workers: Evidence from Administrative Data in China, IZA Discussion Papers, No. 16545, Institute of Labor Economics (IZA), Bonn

This Version is available at:

<https://hdl.handle.net/10419/282672>

Standard-Nutzungsbedingungen:

Die Dokumente auf EconStor dürfen zu eigenen wissenschaftlichen Zwecken und zum Privatgebrauch gespeichert und kopiert werden.

Sie dürfen die Dokumente nicht für öffentliche oder kommerzielle Zwecke vervielfältigen, öffentlich ausstellen, öffentlich zugänglich machen, vertreiben oder anderweitig nutzen.

Sofern die Verfasser die Dokumente unter Open-Content-Lizenzen (insbesondere CC-Lizenzen) zur Verfügung gestellt haben sollten, gelten abweichend von diesen Nutzungsbedingungen die in der dort genannten Lizenz gewährten Nutzungsrechte.

Terms of use:

Documents in EconStor may be saved and copied for your personal and scholarly purposes.

You are not to copy documents for public or commercial purposes, to exhibit the documents publicly, to make them publicly available on the internet, or to distribute or otherwise use the documents in public.

If the documents have been made available under an Open Content Licence (especially Creative Commons Licences), you may exercise further usage rights as specified in the indicated licence.

DISCUSSION PAPER SERIES

IZA DP No. 16545

Occupational Differences in the Effects of Retirement on Hospitalizations for Mental Illness among Female Workers: Evidence from Administrative Data in China

Tianyu Wang
Ruochen Sun
Jody L. Sindelar
Xi Chen

OCTOBER 2023

DISCUSSION PAPER SERIES

IZA DP No. 16545

Occupational Differences in the Effects of Retirement on Hospitalizations for Mental Illness among Female Workers: Evidence from Administrative Data in China

Tianyu Wang

Renmin University of China

Ruochen Sun

University of Pennsylvania

Jody L. Sindelar

Yale University and IZA

Xi Chen

Yale University and IZA

OCTOBER 2023

Any opinions expressed in this paper are those of the author(s) and not those of IZA. Research published in this series may include views on policy, but IZA takes no institutional policy positions. The IZA research network is committed to the IZA Guiding Principles of Research Integrity.

The IZA Institute of Labor Economics is an independent economic research institute that conducts research in labor economics and offers evidence-based policy advice on labor market issues. Supported by the Deutsche Post Foundation, IZA runs the world's largest network of economists, whose research aims to provide answers to the global labor market challenges of our time. Our key objective is to build bridges between academic research, policymakers and society.

IZA Discussion Papers often represent preliminary work and are circulated to encourage discussion. Citation of such a paper should account for its provisional character. A revised version may be available directly from the author.

ISSN: 2365-9793

IZA – Institute of Labor Economics

Schaumburg-Lippe-Straße 5–9
53113 Bonn, Germany

Phone: +49-228-3894-0
Email: publications@iza.org

www.iza.org

ABSTRACT

Occupational Differences in the Effects of Retirement on Hospitalizations for Mental Illness among Female Workers: Evidence from Administrative Data in China

Retirement, a major transition in the life course, may affect many aspects of retirees' well-being, including health and health care utilization. Leveraging differential statutory retirement age (SRA) by occupation for China's urban female workers, we provide some of the first evidence on the causal effect of retirement on hospitalizations attributable to mental illness and its heterogeneity. To address endogeneity in retirement decisions, we take advantage of exogeneity of the differing SRA cut-offs for blue-collar (age 50) and white-collar (age 55) female urban employees. We apply a Fuzzy Regression Discontinuity Design (RDD) around the SRA cut-offs using nationally representative hospital inpatient claims data that cover these workers. We show that blue-collar females incur more hospitalizations for mental illness after retirement, while no similar change is found for white-collar females. Conditional on blue-collar females being hospitalized, probabilities of overall and ER admissions due to mental illness increase by 2.3 and 1.2 percentage points upon retirement, respectively. The effects are primarily driven by patients within the categories of schizophrenia, schizotypal and delusional disorders; and neurotic, stress-related and somatoform disorders. Moreover, the 'Donut' RDD estimates suggest that pent-up demand at retirement unlikely dominates our findings for blue-collar females. Rather, our results lend support to their worsening mental health at retirement. These findings suggest that occupational differences in mental illness and related health care utilization at retirement should be considered when optimizing retirement policy schemes.

JEL Classification: I11, J26, J14, I18, H55

Keywords: mental illness, behavioral disorders, retirement, inpatient care, blue-collar females, white-collar females

Corresponding author:

Xi Chen
Department of Health Policy and Management
Department of Economics
Yale University
New Haven, CT 06520
USA
E-mail: xi.chen@yale.edu

1 Introduction

Retirement represents a major transition in life that may affect health and well-being. Relative to the growing evidence of retirement on cognitive health, physical health and mortality (e.g., Coe and Lindeboom 2008; Coe et al. 2012; Celidoni et al. 2017; Lei and Liu 2018; Hagen 2018; Fitzpatrick and Moore 2018), its toll on mental health is less known (WHO 2017). It is well documented that in western countries, mental illness may lead to large lifetime medical costs, disability and death, and low quality of life (Kessler et al. 2008; National Research Council and Institute of Medicine 2009; Byers et al. 2012; MacEwan et al. 2016; Seabury et al. 2019).

This paper examines the impact of retirement policies on mental illness treatment in China. Retirement in China offers an interesting case because the country not only has the largest older population globally which is still growing but also a unique, statutory retirement age (hereafter SRA) policy. China's SRA policy differs for males and females and varies by occupation for females but not for males. Specifically, the SRA for all males is 60 but is 55 for white-collar females (WCF, composed of government employees or managers in private companies), and 50 for blue-collar females (BCF). We take advantage of medical claims data from the Urban Employee Basic Medical Insurance (UEBMI), which provides good coverage to formally employed people who enroll. UEBMI enrollees usually have higher insurance benefits in retirement than they did before retirement. These claims data enable us to track medical care use closely with retirement status.

Females are generally more prone to mental health problems than their male counterparts. Importantly, by studying within a female-only population, various factors are more comparable, e.g., underlying tendencies to suffer from mental health problems. Focusing on females with differing, exogenous retirement ages in the same system and using claims data allow us to identify the causal effect of retirement on inpatient care for mental illness within female populations.

Retirement may affect mental health in offsetting ways. On the positive side, retirement may eliminate work stress and grant more time for both medical and non-medical health investments (Midanik et al. 1995; Johnston and Lee 2009; Kolodziej and García-Gómez 2019; Eibich 2015; Westerlund et al. 2009). However, retirement may also harm mental health through lower income (Bonsang et al. 2012), stress of

increased social isolation, greater caregiving burdens (Vo et al. 2015), and loss of purpose, work role identity, and life structures (Dave, Kelly, and Spasojevic 2007; Ashforth et al. 2008; Heller-Sahlgren 2017; Shiba et al. 2017).

Deterioration in retirees' mental health may increase the demand for mental health treatment. Retirement may also increase mental illness treatment through lower opportunity cost of time (Zhou et al., 2021), and lower price due to increased insurance reimbursement rates (Feng et al., 2020). However, lower income (Conde-Ruiz et al., 2013), and changes in other care-seeking constraints can also impact. The net effect of these multiple impacts is unclear a priori (Butterworth et al. 2006; Drentea 2002; Jokela et al. 2010; Mein et al. 2003). Some studies find no effect of retirement on mental health care (Blake and Garrouste 2019; Byles et al. 2016; Coe and Zamarro 2011; Lindeboom, Portrait, van den Berg 2002; Neuman 2008).

BCF typically work in jobs that are more physically demanding but less mentally demanding than those of WCF, and they tend to have a lower locus of control in these occupations (Frost and Clayson 1991). WCF likely have access to more resources throughout their lives and at retirement, and thus may cope with retirement better, but may experience a stronger psychological shock due to a greater diminishment in self-esteem. Studies suggest that those in physically straining jobs (e.g., blue-collar jobs) show improved physical health upon retirement, while retirement benefits mental health among those retiring from mentally straining jobs (likely white-collar jobs) (Eibich 2015) and those already in frail mental health (Kolodziej and García-Gómez 2019; Mazzonna and Peracchi 2017). Thus, it is important to separately assess the impacts of retirement on BCF versus WCF.

A common difficulty in estimating the impact of retirement on post-retirement health and related treatment is that worker mental or physical health may itself affect the decision to retire. For instance, workers in poor health may retire earlier than healthy workers (McGarry 2004). This endogeneity complicates the identification of the causal effect of retirement (Oksanen et al. 2011; Olesen et al. 2015). Existing causal studies often exploit variations in financial retirement incentives (Heller-Sahlgren 2017; Charles 2004) and in retirement policies (Hagen 2018). To estimate the causal impact of retirement, we implement a non-parametric fuzzy regression discontinuity design (RDD) leveraging the exogenously determined and varying SRAs for female workers by occupation. The large sample size of our claims data allows for small bandwidths

and therefore close comparisons around the two SRAs for females, thus aiding in identification. Our unique data set also allow us to focus on more severe mental illness that leads to hospitalizations. These severe mental illnesses are generally more clinically complicated and persistent. The treatment and management of severe mental illnesses are usually associated with direct costs in health care spending and indirect socio-economic costs to the patient and the society (McEvoy, 2007).

The remaining paper is organized as follows. Section 2 introduces the dataset; Section 3 lays out our empirical approach; Section 4 presents the results; and Section 5 concludes and discusses policy implications of our findings.

2 Data

This study utilizes medical claims data for inpatient care in 2017-2019 obtained through the Data Center for High-Quality Hospital Management at Peking University Institute for Global Health and Development. The Center integrates data on healthcare services and management of representative hospitals in China for health policy and management research. The data cover hospital admission and discharge of all patients, providing accurate information on length of stay (LOS), disease categories (uniformly recorded in ICD-10 codes), health care utilization, age, insurance type, occupation, gender, and retirement status of the patients. Lin et al. (2022) introduces our data in greater detail.

The original data contains enrollees of New Rural Cooperative Medical Insurance (NRCMI) and UEBMI. We focus on urban female employees around retirement age as BCF and WCF are subject to the differential SRAs under UEBMI. We restrict the sample to two years around both the age 50 cut-off (for BCF) and the age 55 cut-off (for WCF) to obtain a 2-year narrow bandwidth with great comparability around each cut-off (Table 1). This yields a total of 986,817 females who were hospitalized, i.e., 423,709 around age 50 (column 1 and 2, Panel A) and 563,108 around age 55 (column 4 and 5, Panel A), among all female employees in the same age ranges. 15,339 females, i.e., 6,613 around age 50 (column 1 and 2, Panel B and C) and 8,726 around age 55 (column 4 and 5, Panel B and C), are hospitalized with mental illness and behavioral disorders (ICD-10 F00-F99) as their primary diagnoses. The sample selection procedure is shown in Figure S1.

Panel A Table 1 presents summary statistics on mental illness admissions, including those through ER, among all disease admissions, prior to and after the two SRAs for females. Panel B Table 1 shows the number of mental illness admissions by subcategory. The most common subcategories of mental illness around SRAs are: neurotic, stress-related, and somatoform disorders (F40-F48); followed by schizophrenia (F20-F29); and mood disorders (F30-F39). Seven less frequent subcategories of mental illness grouped as the “other mental illness” category include organic (including symptomatic) mental disorders (F00-F09); mental and behavioral disorders due to psychoactive substance use (F10-F19); behavioral syndromes associated with physiological disturbance and physical factors (F50-F59); disorders of adult personality and behavior (F60-F69); mental retardation (F70-F79); disorders of psychological development (F80-F89); and behavioral and emotional disorders with onset usually occurring in childhood and adolescence (F90-F99). Panel C Table 1 presents summary statistics on length of stay for mental illness admissions.

3 Methods

This study employs a Regression Discontinuity Design (hereafter RDD) to estimate changes in hospital admissions due to mental illness around the two SRAs. In the RDD, retirement (‘treatment status’) is a function of reaching the SRA retirement age cut-offs for BCF and WCF separately (assignment variables). The treatment effect of retirement is identified by comparing values of outcome variables above and below the two SRA thresholds. The RDD strategy using the exogenous SRAs helps address the concern of endogenous retirement decisions, such as poor mental health affecting the decision to retire. This approach is widely used in policy evaluations (Lee and Lemieux 2010). A key assumption is that the outcome variables of interest would trend smoothly in the absence of the retirement.

The large sample size allows estimation using 2-year bandwidths around each SRA, which enhances comparability across the cut-offs by occupation. Although retirement is “statutory” at the age cutoffs, some may still retire prior to or after the SRAs. Thus, a Fuzzy RDD is estimated as not all females retire at the policy stipulated SRAs (e.g., non-compliers). We exclude the observations located exactly at the two SRAs.

The most straightforward way to estimate the treatment effect in a Fuzzy RD setting is to use the Wald estimate, i.e. dividing the outcome variable by the change in treatment status.

$$LATE_o = \frac{\lim_{\varepsilon \rightarrow 0^+} E(Y_{io} | Age_{io} = SRA_o + \varepsilon) - \lim_{\varepsilon \rightarrow 0^-} E(Y_{io} | Age_{io} = SRA_o + \varepsilon)}{\lim_{\varepsilon \rightarrow 0^+} E(R_{io} | Age_{io} = SRA_o + \varepsilon) - \lim_{\varepsilon \rightarrow 0^-} E(R_{io} | Age_{io} = SRA_o + \varepsilon)} \quad (1)$$

where o is a dichotomous variable indicating $\{White\ Collar, Blue\ Collar\}$. $LATE_o$ is the occupation-specific local average treatment effect of retirement. Y_{io} denotes a series of outcome variables of mental health service utilization for individual i in occupation o . R_{io} is a dummy variable equal to 1 if the individual i in occupation o is retired. In practice, we estimate local polynomial regressions of Y and R to measure the discontinuities of mental health service utilization and retirement status.

Since the inpatient database only observes those admitted to hospitals, we follow Card et al. (2008) and assume that the distribution of the underlying populations is smooth around the cut-off ages 50 and 55. Our empirical test in Figure S2 of Appendix 1 lends support to this assumption. Given this assumption, Appendix 1 further illustrates that the discontinuity of the observed number of admissions can be attributed to the discontinuity of probability of admission around SRAs and that it is estimable using a reduced form RDD, as we will show in Panel A of Table 2.

4 Results

4.1 Main Results

To validate the identification assumption, we first test discontinuity in the retirement rate at the SRAs. The results show sharp increases in the probability of retirement at both ages 50 and 55. Specifically, females' retirement rate significantly rises by 12.2 percentage points (hereafter pp) at age 50 and 6.37 pp at age 55 (Figure 1).

We next evaluate changes in the monthly volume of mental illness-related hospitalizations for females using reduced-form estimations (Table 2 Panel A). The results indicate changes in the total number of monthly hospitalizations and the emergency room (ER) admissions due to mental illness at the two SRAs. The volume of monthly admissions due to mental illness rises by 20.7% at age 50, i.e., the SRA for

BCF. However, at age 55, i.e., the SRA for WCF, the volume of monthly admissions due to mental illness only insignificantly rises by 2.5%. In addition, changes in mental illness admission from ER differ between groups. Specifically, BCF show a 16.6% increase in ER admissions, while there is no significant change for WCF. Thus, Panel A shows that BCF suffer more at their SRA of 50 from overall mental illness admissions, including more ER admissions.

Based on patient-level data, our fuzzy RDD estimates (Table 2 Panel B) show that the probability of mental illness hospitalization increases by 2.3 pp for BCF, while there is no significant change for WCF. For ER admission, results indicate that the proportion of mental illness admissions through ER increases by 1.2 pp for BCF only. Again, the visualized RDD estimates show that BCF at age 50 utilize more inpatient care for mental illness upon retirement (Figure 2), while WCF at age 55 do not exhibit significant changes (Figure 3).

We next use RDD to evaluate how retirement affects LOS per admission for mental illness, as displayed in Panel C of Table 2. LOS per admission tends to be longer after retirement, especially for BCF at age 50, though both estimates are statistically insignificant. As suggested by summary statistics in Panel C of Table 1, the slight increase in LOS could be driven by the rise in LOS for schizophrenia (F20-F29) but partially offset by the declined LOS for other mental illness (F00-F19; F50-F99).

4.2 Other Findings and Robustness

We further consider how retirement may differentially affect subcategories of mental illness. Table 3 shows the RDD estimates on the probability of hospitalization across mental illness categories. First, admissions due to schizophrenia, schizotypal and delusional disorders significantly increase at both SRAs. Other categories of mental illness are relatively shorter-term disorders, and retirement for BCF at age 50 has significant impacts on these hospitalizations. More specifically, the effect is mainly driven by neurotic, stress-related, and somatoform disorders category. The onset of various types of mental illness can be very different in the life course. Mental health disorders may be affected differently in part due to the fact that, while many people first develop mental disorders in young adulthood, many have a much later onset timing (Solmi et al. 2021).

We conduct a series of robustness checks. First, we test pseudo-SRA cutoffs to confirm that the significant discontinuities in retirement rate and mental illness admissions we identify for BCF are not coincidence. Reassuringly, results in Table S1 show no significant increase in the probability of retirement at the pseudo-SRA cutoffs 48 and 49. Changes in mental illness admissions at the pseudo cut-off ages for BCF are also negligible. Both suggest that our identified main effects in Table 2 are plausibly causal. Second, our main results still hold after adopting a rectangular kernel function to the RDD estimations that assigns equal weight to observations away from the cut-offs to minimize extreme values around the SRA cutoffs (see Table S2). Third, we control for the number of chronic conditions contained in the patient's secondary diagnoses though control variables are not necessary for RDD. The results remain the same as when there are no control variables (see Table S3). Fourth, we examine the continuity of the SRA non-applicable group at around 50 and 55 years of age as a placebo test. The reduced form RD results show almost no discontinuities in the monthly volume of mental illness-related hospitalizations and the probability of mental illness hospitalization (see Table S4).

4.3 Potential Mechanisms

The observed increase in mental healthcare utilization at retirement is the net effect of the changes in health conditions and health care seeking behavior. Changes in health conditions at retirement may be shaped by aging per se, changes in physical and social environment (both may be due to no longer being at the workplace), and changes in health behaviors. Health seeking behavior post-retirement may be due to declines in income and opportunity cost of time, and slightly more generous health insurance coverage after retirement.

Given that we use a narrow (i.e., 2-year) bandwidth in the main RD estimations, the estimated effects are likely driven by changes in diagnosis and treatment decisions as the change in health conditions, especially in mental health, would not be seen immediately post-retirement; they take longer to occur. Retirement could also change, either rapidly or slowly, health status through lifestyle choices and health behaviors. Our results of rising percentage of mental illness admissions through ER upon retirement may occur because the urgent need for treatment for some mental health conditions (even a pre-existing ones) and may be less subject to easing of time

constraints or price constraints. Moreover, delayed diagnosis and treatment for an underlying mental health condition pre-retirement could worsen the mental health problem and result in more immediate use of diagnosis and treatment post-retirement.

One important potential mechanism to explain the immediate increase in health care utilization at retirement is pent-up demand, i.e., women may have needed or wanted care prior to retirement but found it difficult to obtain due to the higher opportunity cost of time and/or less generous health insurance coverage prior to retirement. This pent-up demand has been found after Medicare enrollment (Schimmel 2005). In China, the generosity of UEBMI medical care coverage increases modestly after retirement for both blue-collar and white-collar workers, thus people may delay treatment until retirement. The more binding budget constraint overall (including less generous health insurance coverage for BCF than for WCF before and after retirement) and earlier SRA may promote more pent-up demand from BCF than from WCF. In contrast, the larger opportunity cost of time while working may incentivize more pent-up demand from WCF. Overall, the relative impact of pent-up demand between BCF and WCF prior to retirement remains undetermined a priori, thus needs empirical analyses.

To estimate the extent of pent-up demand, we apply the “donut” RDD approach that excludes observations very close to the cutoff (Almond and Doyle 2011; Barreca et al. 2011). Specifically, we remove observations less than three months before or after retirement and re-estimate using the remaining sample; pent-up demand would most likely occur shortly after the relaxation of time and changes in insurance coverage due to retirement. If the new estimates are similar without observations “close” around the age cutoff, this suggests negligible pent-up demand.

The donut RDD results are shown in Table 4. Panel A in Table 4 shows that the increase in total volume of mental illness hospitalizations for BCF at age 50 remains significant with even a slightly larger effect size compared to baseline estimates in Table 2. This suggests that pent-up demand may not be the main reason behind the rising mental illness hospitalizations for BCF around age 50. The larger impact on admissions from ER for BCF adds to evidence that pent-up demand may not be the most prevailing cause, since ER admissions are presumably related to more severe conditions and are therefore less likely postponed. That said, postponed care before retirement, if any, may also lead to more severe mental health conditions and therefore

ER admissions. Panel B in Table 4 shows that the probability of mental illness admissions and its admissions through ER increase significantly for BCF but not for WCF, which presents the same pattern as the non-donut RDD in Table 2 and rules out the possibility of pent-up demand dominating the results. However, the donut RD results for different categories of mental illness show that the impacts of retirement on schizophrenia at age 50 are almost entirely due to the pent-up demand (Table S5).

Out-of-pocket (OOP) rates of medical spending differ by prefectural city, depending in large part on the local fiscal condition, and may affect the decision to be treated as well as the extent of pent-up demand. Table S6 shows re-estimation of the main results after classifying subsamples by the OOP rate of medical expenditures at the city level. For BCF, the average OOP rate two years around the SRA (age 50) was 18.3 percent, which was slightly higher than 17.5 percent for WCF two years around their SRA (age 55). RDD estimates showed a significant increase in the probability of being hospitalized due to mental illness in cities with below average OOP rate for BCF, while no such effect existed for cities with above average OOP rate. By contrast, the probabilities of mental illness hospitalizations through ER significantly increased for blue-collar patients, whatever their city-level OOP rates. This finding verifies that higher OOP rate may discourage inpatient care for mental illness in general but had limited influence on mental illness admission through ER.

5 Conclusions and Discussion

Conclusions

Using by far the largest set of Chinese inpatient medical records, this study offers novel evidence of the short-run effect of retirement on mental illness hospitalizations and explores some potential mechanisms underlying occupational differences. We find significant increase in mental illness admissions at the SRA (50) for BCF only. Reduced form estimates suggest that admissions through ER increase by 16.6%, shortly after age 50 for these BCF. The fuzzy RDD estimates suggest that the probability of mental illness admissions increases by 2.3 pp at age 50, and the probability of mental illness admissions through ER increases by 1.2 pp. Interestingly, only BCF experience slight rise in LOS per admission.

These findings are consistent with the idea that some BCF may experience worsening mental health problems with age. This combined with more generous

coverage of treatment post-retirement may account for an increased use of treatment post retirement. Other possible mechanisms for the increase in hospitalizations after retirement include that: women have more time to focus on their mental health problems; family members may spend more time with the women and thus identify issues that merit treatment; or women may be informed about their mental illness when seeking general medical care after retirement and obtain information about mental health treatment opportunities.

Overall, we find no significant rise in mental illness admissions for WCF, except for the category of: schizophrenia, schizotypal and delusional disorders. There are several possible reasons: WC jobs may be more mentally stressful, so retirement may relieve stress and mental health problems for WCF; WCF are older at retirement and could have already addressed age-related mental problems; and they tend to have more resources which might protect them from symptoms of some mental disorders. Because BCF have less generous coverage than WCF, they may have obtained less treatment or of a lower quality treatment prior to retirement.

What we add

We complement and extend the retirement literature in three main aspects. First, China's differing SRA policies between WCF and BCF women offer an opportunity to examine retirement's impact by age and occupation. We advance the literature on retirement in China by examining the differential SRAs for BCF (age 50) and WCF (age 55). Other studies based on household social surveys or smaller-scale medical claims data have insufficient statistical power to implement a RDD at both SRAs, especially for the smaller group of WCF at age 55 (Zhang et al. 2018; Zhou et al. 2021). Our findings for the first time suggest large retirement impacts on mental illness hospitalizations for BCF, but not for WCF.

Second, many existing studies focus on high-income countries. To our knowledge, this is the first study to use causal inference methods to identify the causal effect of retirement on mental illness hospitalizations in China, a developing country. The large-scale administrative data with rich information on disease coding also offers a unique opportunity to examine various types of mental illness by occupation. In particular, we show that the effects on mental illness hospitalizations are primarily driven by BCF

patients suffering from the categories of: schizophrenia, schizotypal or delusional disorders; and neurotic, stress-related, or somatoform disorders.

Third, our use of medical records suffers less from recall bias and other measurement errors relating to self-reports, as would be found in conventional survey data. However, social stigma or lack of knowledge may result in under-diagnosis of mental illness when using either type of data.

Limitations

While our medical records allow for rigorous analyses with strong data, there are limitations. First, our approach cannot fully distinguish the aging effect from the occupation effect as the two job categories (BCF vs. WCF) and two SRAs are inextricably linked. Second, we cannot separate suffering from mental health problems from seeking treatment for problems. Third, hospitalization records tend to include patients with more advanced mental illness (Bauhoff 2011), and our large medical claims data have the appropriate statistical power to identify them; patients suffering less severe conditions may be underrepresented. However, the relatively well-insured population of urban workers in our sample may mitigate the concern as they tend to have better access to hospital care and afford more medical costs; and the hospital is the first point of contact in China (not a primary care physician), thus hospitalizations should capture all patients who seek inpatient care for mental illness; Fourth, medical records lack patient-level data on factors such as socioeconomic status, health prior to retirement, and other patient characteristics, which limit our examination of additional mechanisms.

Policy implications

This study yields suggestions for improving retirement and other policies relating to mental illness and its treatment. Even prior to our analyses, one obvious point is that the SRAs seem too low to support the financial stability of the retirement plan in China's population, especially for BCF. The current SRAs in China were established in the 1950s, when life expectancy at birth was only around 43 years in China (Fang and Feng 2018). With the continued rise in life expectancy in China, and many other countries (WHO 2020), coupled with rapid population aging, there are concerns about the long-term solvency of public pension programs.

A second point relates to the findings of possible worsening of mental illness among BCF after retirement. BCF usually have lower earnings, earlier retirement, and subsequent lower income, and less generous health insurance coverage compared to WCF. Addressing their mental health problems prior to retirement would benefit BCF and may allow for a later SRA.

Reductions in workplace stress, more generous coverage of medical problems before retirement, and provision of information by the government to increase awareness of mental health problems could promote early detection and allow earlier treatment.

While raising SRAs of retirement would enhance the solvency of pension funds, especially for BCF whose current SRA can be too early, a recent study in Germany finds negative effects of increasing retirement age to 60 or older on mental health (Barschkett et al. 2022). As BCF in China retire at least ten years earlier than in Germany, more research is needed to evaluate optimal retirement age for Chinese workers that balances concerns over pension solvency, individuals' retirement preparation, and health loss.

A broader implication is that although mental health issues are important, they typically receive inadequate attention in low-and middle-income countries (LMICs). By 2050, more than 80 percent of the world's older individuals will be living in LMICs where awareness, prevention and treatment of mental illness remain low; fortunately to these is growing (Collins et al. 2011; Suzman et al. 2015). However, social stigma and lack of knowledge and low resources suppress the use of needed mental health services in LMICs (Hsieh and Qin 2018). As the population continues to age across many LMICs, mental health issues will be more prominent and will need to be addressed through retirement and other government policies and programs.

Acknowledgement

We are grateful to a NIH/NIA Career Development Award (K01AG053408, 2017–2022); a NIH/NIA Research Award (R01AG077529, 2022-2027); Claude D. Pepper Older Americans Independence Center at Yale School of Medicine, funded by the National Institute on Aging (P30AG021342); and Social Science Foundation of Beijing (No. 18YJC024), for their financial support. The funders had no role in the study design; data collection, analysis, or interpretation; in the writing of the report; or in the decision to submit the article for publication. The authors are responsible for all remaining errors. The IZA Discussion Paper Series serves as a preprint server to deposit latest research for feedback.

Conflict of interest: The authors have no conflict of interest.

References

- Almond, Douglas, and Joseph J. Doyle. 2011. "After Midnight: A Regression Discontinuity Design in Length of Postpartum Hospital Stays." *American Economic Journal: Economic Policy* 3(3):1–34. doi: 10.1257/pol.3.3.1.
- Ashforth, B.E., Harrison, S.H., Corley, K.G., 2008. Identification in organizations: an examination of four fundamental questions. *J. Manag.* 34 (3), 325–374.
- Barreca, Alan I., Melanie Guldi, Jason M. Lindo, and Glen R. Waddell. 2011. "Saving Babies? Revisiting the Effect of Very Low Birth Weight Classification." *Quarterly Journal of Economics* 126(4):2117–23. doi: 10.1093/qje/qjr042.
- Barschkett, Mara., Geyer, Johannes., Haan, Peter., Hammerschmid, Anna. 2022. The effects of an increase in the retirement age on health: Evidence from administrative data. *The Journal of the Economics of Ageing*, 100403, doi: 10.1016/j.jeoa.2022.100403.
- Bauhoff, Sebastian. 2011. "Systematic Self-Report Bias in Health Data: Impact on Estimating Cross-Sectional and Treatment Effects." *Health Services and Outcomes Research Methodology* 11(1–2):44–53. doi: 10.1007/s10742-011-0069-3.
- Blake, and Garrouste. 2019. "Collateral Effects of a Pension Reform in France." *Annals of Economics and Statistics* (133):57. doi: 10.15609/annaconstat2009.133.0057.
- Bonsang, Eric, Stéphane Adam, and Sergio Perelman. 2012. "Does Retirement Affect Cognitive Functioning?" *Journal of Health Economics* 31(3):490–501. doi: 10.1016/j.jhealeco.2012.03.005.
- Butterworth, Peter, Sarah C. Gill, Bryan Rodgers, Kaarin J. Anstey, Elena Villamil, and David Melzer. 2006. "Retirement and Mental Health: Analysis of the Australian National Survey of Mental Health and Well-Being." *Social Science and Medicine* 62(5):1179–91. doi: 10.1016/j.socscimed.2005.07.013.
- Byers, A.L., Covinsky, K.E., Barnes, D.E., Yaffe, K., 2012. Dysthymia and depression increase risk of dementia and mortality among older veterans. *Am. J. Geriatr. Psychiatry* 20, 664–672.
- Byles, Julie E., Kha Vo, Peta M. Forder, Louise Thomas, Emily Banks, Bryan Rodgers, and Adrian Bauman. 2016. "Gender, Mental Health, Physical Health and Retirement: A Prospective Study of 21,608 Australians Aged 55–69 Years." *Maturitas* 87:40–48. doi: 10.1016/j.maturitas.2016.02.011.
- Card, David, Carlos Dobkin, and Nicole Maestas. 2008. "The Impact of Nearly Universal Insurance Coverage on Health Care Utilization: Evidence from Medicare." *American Economic Review* 98(5):2242–58. doi: 10.1257/aer.98.5.2242.
- Celidoni, Martina, Chiara Dal Bianco, and Guglielmo Weber. 2017. "Retirement and Cognitive Decline. A Longitudinal Analysis Using SHARE Data." *Journal of Health Economics* 56:113–25. doi: 10.1016/j.jhealeco.2017.09.003.
- Charles, Kerwin K. 2004. Is Retirement Depressing?: Labor Force Inactivity and Psychological Well Being in Later Life. *Research in Labor Economics*. 23: 269–299.

- Coe, Norma B., Hans Martin von Gaudecker, Maarten Lindeboom, and Jürgen Maurer. 2012. "The Effect of Retirement on Cognitive Functioning." *Health Economics (United Kingdom)* 21(8):913–27. doi: 10.1002/hec.1771.
- Coe, Norma B., and Maarten Lindeboom. 2008. *Does Retirement Kill You? Evidence from Early Retirement Windows*.
- Coe, Norma B., and Gema Zamarro. 2011. "Retirement Effects on Health in Europe." *Journal of Health Economics* 30(1):77–86. doi: 10.1016/j.jhealeco.2010.11.002.
- Collins, P.Y., Patel, V., Joestl, S.S., March, D., Insel, T.R., Daar, A.S., Bordin, I.A., Costello, E.J., Durkin, M., Fairburn, C., et al., 2011. Grand challenges in global mental health. *Nature* 475 (7354), 27–30.
- Conde-Ruiz, J. I., Galasso, V., & Profeta, P. (2013). The Role of Income Effects in Early Retirement. *Journal of Public Economic Theory*, 15(3), 477-505.
- Dave, Dhaval, Inas Rashad Kelly, and Jasmina Spasojevic. 2007. "The Effects of Retirement on Physical and Mental Health Outcomes." *Ssrn*. doi: 10.2139/ssrn.1024475.
- Drenea, Patricia. 2002. Retirement and Mental Health. 2002;14(2):167-194. doi:10.1177/089826430201400201
- Eibich, Peter. 2015. "Understanding the Effect of Retirement on Health: Mechanisms and Heterogeneity." *Journal of Health Economics* 43:1–12. doi: 10.1016/j.jhealeco.2015.05.001.
- Fang, Hanming and Feng, Jin, 2018. The Chinese Pension System. *NBER Working Paper No. w25088*.
- Feng, J., Song, H., & Wang, Z. (2020). The elderly's response to a patient cost-sharing policy in health insurance: evidence from China. *Journal of Economic Behavior & Organization*, 169, 189-207.
- Fitzpatrick, Maria D., and Timothy J. Moore, 2018. The mortality effects of retirement: Evidence from social security eligibility at age 62. *Journal of Public Economics*. 157: 121-137. <http://doi.org/10.1016/j.jpubeco.2017.12.001>
- Frost, T. F., & Clayson, D. E. 1991. The measurement of self-esteem, stress-related life events, and locus of control among unemployed and employed blue-collar workers. *Journal of Applied Social Psychology*, 21(17), 1402–1417. Doi: 10.1111/j.1559-1816.1991.tb00478.x
- Hagen, Johannes. 2018. "The Effects of Increasing the Normal Retirement Age on Health Care Utilization and Mortality." *Journal of Population Economics* 31(1):193–234. doi: 10.1007/s00148-017-0664-x.
- Heller-Sahlgren, Gabriel. 2017. "Retirement Blues." *Journal of Health Economics* 54:66–78. doi: 10.1016/j.jhealeco.2017.03.007.
- Hsieh, Chee Ruey, and Xuezheng Qin. 2018. "Depression Hurts, Depression Costs: The Medical Spending Attributable to Depression and Depressive Symptoms in China." *Health Economics (United Kingdom)* 27(3):525–44. doi: 10.1002/hec.3604.

- Johnston, David W., and Wang Sheng Lee. 2009. "Retiring to the Good Life? The Short-Term Effects of Retirement on Health." *Economics Letters* 103(1):8–11. doi: 10.1016/j.econlet.2009.01.015.
- Jokela, Markus, Jane E. Ferrie, David Gimeno, Tarani Chandola, Martin J. Shipley, Jenny Head, Jussi Vahtera, Hugo Westerlund, Michael G. Marmot, and Mika Kivimäki. 2010. "From Midlife to Early Old Age: Health Trajectories Associated with Retirement." *Epidemiology* 21(3):284–90. doi: 10.1097/EDE.0b013e3181d61f53.
- Kessler, Ronald C., Steven Heeringa, Matthew D. Lakoma, Maria Petukhova, Agnes E. Rupp, Michael Schoenbaum, Philip S. Wang, and Alan M. Zaslavsky. 2008. *The Individual-Level and Societal-Level Effects of Mental Disorders on Earnings in the United States: Results from the National Comorbidity Survey Replication*. Vol. 165.
- Kolodziej, Ingo W. K., and Pilar García-Gómez. 2019. "Saved by Retirement: Beyond the Mean Effect on Mental Health." *Social Science and Medicine* 225:85–97. doi: 10.1016/j.socscimed.2019.02.003.
- Lee, David S., and Thomas Lemieux. 2010. "Regression Discontinuity Designs in Economics." *Journal of Economic Literature* 48(2):281–355. doi: 10.1257/jel.48.2.281.
- Lei, Xiaoyan, and Hong Liu. 2018. "Gender Difference in the Impact of Retirement on Cognitive Abilities: Evidence from Urban China." *Journal of Comparative Economics* 46(4):1425–46. doi: 10.1016/j.jce.2018.01.005.
- Lin, Zhuoer, Fang Ba, Heather Allore, Gordon G. Liu, and Xi Chen. 2022. Geographic Variation in Inpatient Care Utilization, Outcomes and Costs for Dementia Patients Aged 65 Years or Older – China, 2017-2019. In press. *China CDC Weekly*. Vol.4, November.
- Lindeboom, Maarten, France Portrait, and Gerard J. van den Berg. 2002. "An Econometric Analysis of the Mental-Health Effects of Major Events in the Life of Older Individuals." *Health Economics* 11(6):505–20. doi: 10.1002/hec.746.
- MacEwan, Joanna P., Seth Seabury, Myrlene Algbogun, Siddhesh Kamat, Emma Eijndhoven, Clement Francois, Crystal Henderson, and Leslie Citrome. 2016. "Pharmaceutical Innovation in the Treatment of Schizophrenia and Mental Disorders Compared with Other Diseases." *Innovation in Clinical Neuroscience* 13:17–26.
- Mazzonna, Fabrizio, and Franco Peracchi. 2017. "Unhealthy Retirement?" *Journal of Human Resources* 52(1):128–51. doi: 10.3368/jhr.52.1.0914-6627R1.
- McEvoy, J. P. (2007). The costs of schizophrenia. *Journal of Clinical Psychiatry*, 68, 4.
- Mein, G., P. Martikainen, H. Hemingway, S. Stansfeld, and M. Marmot. 2003. "Is Retirement Good or Bad for Mental and Physical Health Functioning? Whitehall II Longitudinal Study of Civil Servants." *Journal of Epidemiology and Community Health* 57(1):46–49. doi: 10.1136/jech.57.1.46.
- Midanik, Lorraine T., Krikor Soghikian, Laura J. Ransom, Irene S. Tekawa, and " Kaiser. 1995. *BRIEF REPORT The Effect of Retirement on Mental Health and Health Behaviors: The Kaiser Permanente Retirement Study*. Vol. 50.
- National Research Council and Institute of Medicine, 2009. In: O'Connell, M.E., Boat, T., Warner, K.E. (Eds.), *Preventing Mental, Emotional, and Behavioral Disorders Among Young People: Progress and Possibilities*. National Academies Press, Washington.

- Neuman, Kevin. 2008. "Quit Your Job and Get Healthier? The Effect of Retirement on Health." *Journal of Labor Research* 29(2):177–201. doi: 10.1007/s12122-007-9036-8.
- Oksanen, Tuula, Jussi Vahtera, Hugo Westerlund, Jaana Pentti, Noora Sjösten, Marianna Virtanen, Ichiro Kawachi, and Mika Kivimäki. 2011. "Is Retirement Beneficial for Mental Health? Antidepressant Use before and after Retirement." *Epidemiology* 22(4):553–59. doi: 10.1097/EDE.0b013e31821c41bd.
- Olesen, Kasper, Naja Hulvej Rod, Ida E. H. Madsen, Jens Peter Bonde, and Reiner Rugulies. 2015. "Does Retirement Reduce the Risk of Mental Disorders? A National Registry-Linkage Study of Treatment for Mental Disorders before and after Retirement of 245 082 Danish Residents." *Occupational and Environmental Medicine* 72(5):366–72. doi: 10.1136/oemed-2014-102228.
- Rathod, S., Pinninti, N., Irfan, M., Gorczynski, P., Rathod, P., Gega, L., & Naeem, F. (2017). Mental Health Service Provision in Low- and Middle-Income Countries. *Health services insights*, 10, 1178632917694350. <https://doi.org/10.1177/1178632917694350>.
- Schimmel, J. L. (2005). *The effect of health insurance on the health, health care, and labor market outcomes of the near-elderly: Evidence from the Health and Retirement Study*. University of Michigan.
- Seabury, Seth A., Sarah Axeen, Gwyn Pauley, Bryan Tysinger, Danielle Schlosser, John B. Hernandez, Hanke Heun-Johnson, Henu Zhao, and Dana P. Goldman. 2019. "Measuring the Lifetime Costs of Serious Mental Illness and the Mitigating Effects of Educational Attainment." *Health Affairs* 38(4):652–59. doi: 10.1377/hlthaff.2018.05246.
- Shiba, Koichiro, Naoki Kondo, Katsunori Kondo, and Ichiro Kawachi. 2017. "Retirement and Mental Health: Dose Social Participation Mitigate the Association? A Fixed-Effects Longitudinal Analysis." *BMC Public Health* 17(1). doi: 10.1186/s12889-017-4427-0.
- Solmi, M., Radua, J., Olivola, M., Croce, E., Soardo, L., Salazar de Pablo, G., Il Shin, J., Kirkbride, J. B., Jones, P., Kim, J. H., Kim, J. Y., Carvalho, A. F., Seeman, M. V., Correll, C. U., & Fusar-Poli, P. 2021. Age at onset of mental disorders worldwide: Large-scale meta-analysis of 192 epidemiological studies. *Molecular Psychiatry*. <https://doi.org/10.1038/s41380-021-01161-7>.
- Suzman, R., Beard, J.R., Boerma, T., Chatterji, S., 2015. Health in an ageing world—what do we know? *Lancet* 385 (9967), 484–486.
- Vo, Kha, Peta M. Forder, Meredith Tavener, Bryan Rodgers, Emily Banks, Adrian Bauman, and Julie E. Byles. 2015. "Retirement, Age, Gender and Mental Health: Findings from the 45 and Up Study." *Aging and Mental Health* 19(7):647–57. doi: 10.1080/13607863.2014.962002.
- Westerlund, Hugo, Mika Kivimäki, Archana Singh-Manoux, Maria Melchior, Jane E. Ferrie, Jaana Pentti, Markus Jokela, Constanze Leineweber, Marcel Goldberg, Marie Zins, and Jussi Vahtera. 2009. "Self-Rated Health before and after Retirement in France (GAZEL): A Cohort Study." *The Lancet* 374:1889–96. doi: 10.1016/S0140.
- World Health Organization (WHO). 2017. Depression and Other Common Mental Disorders: Global Health Estimates.

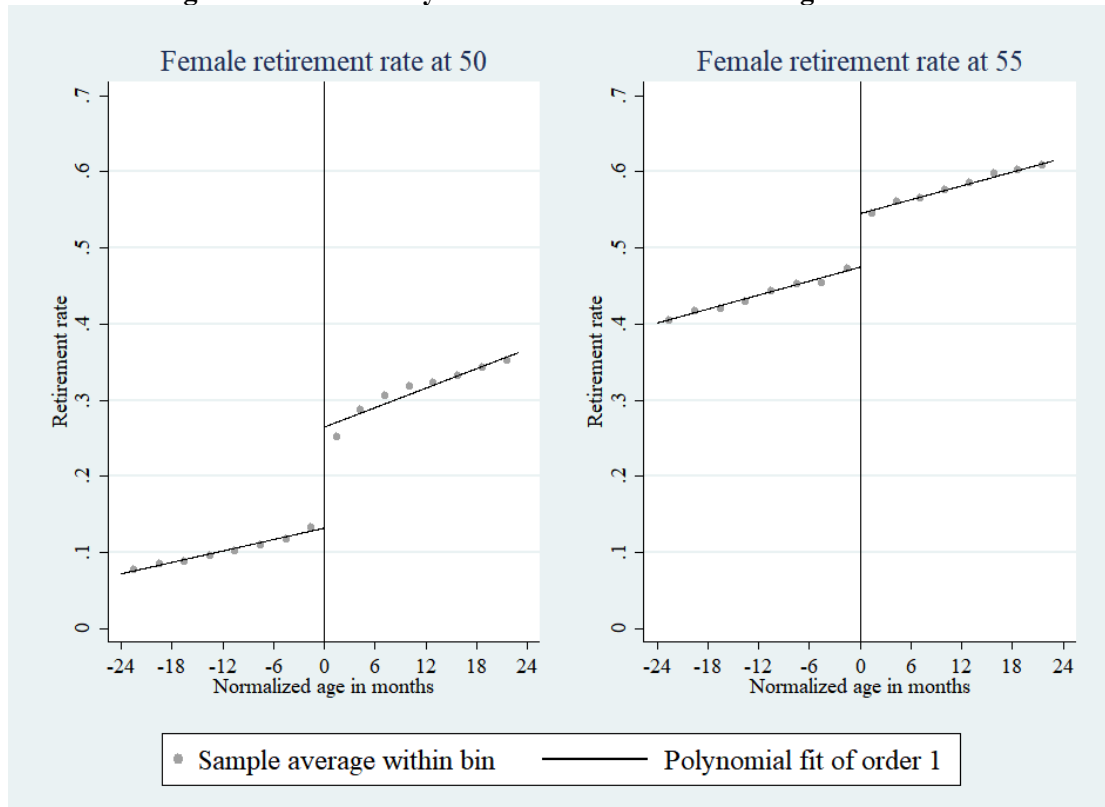
World Health Organization (WHO). 2020. The Global Health Observatory.
<https://www.who.int/data/gho/data/indicators/indicator-details/GHO/gho-ghe-hale-healthy-life-expectancy-at-birth>

Zhang, Yi, Martin Salm, and Arthur van Soest. 2018. “The Effect of Retirement on Healthcare Utilization: Evidence from China.” *Journal of Health Economics* 62:165–77. doi: 10.1016/j.jhealeco.2018.09.009.

Zhou Q, Eggleston K, Liu GG. Healthcare utilization at retirement in China. *Health Economics*. 2021 Nov; 30(11):2618-2636. doi: 10.1002/hec.4400.

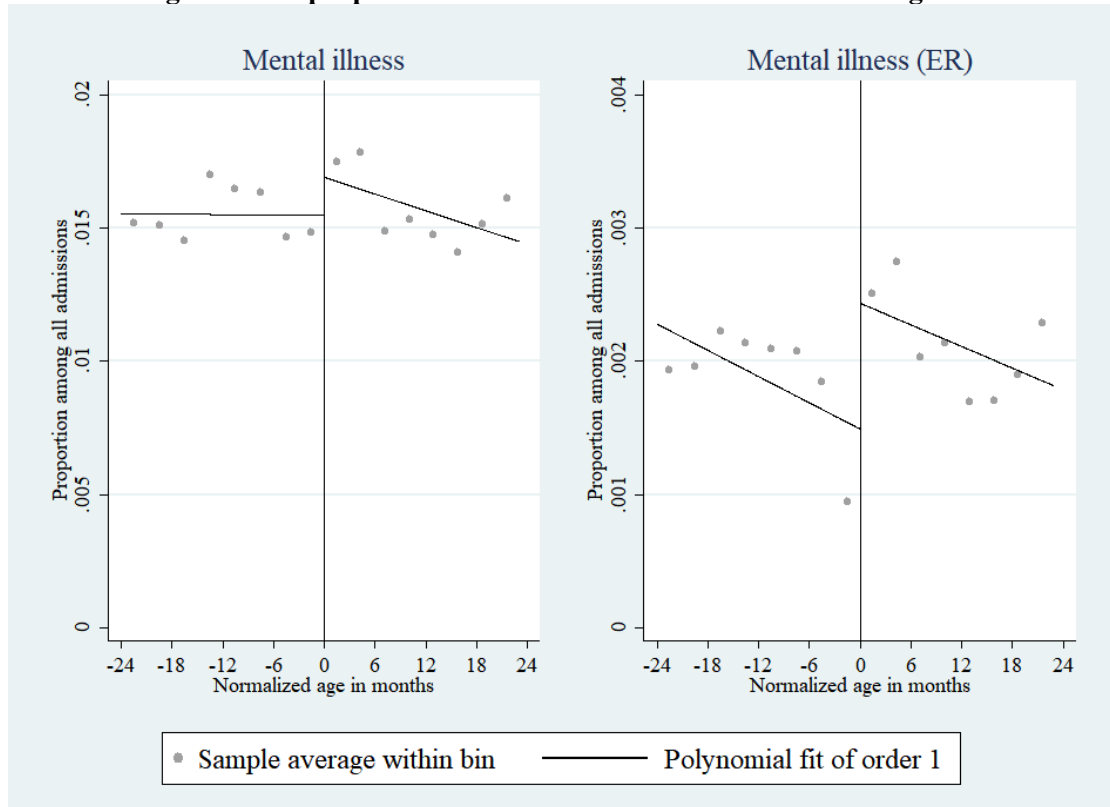
Figures and Tables

Figure 1 Discontinuity of retirement rates around ages 50 and 55



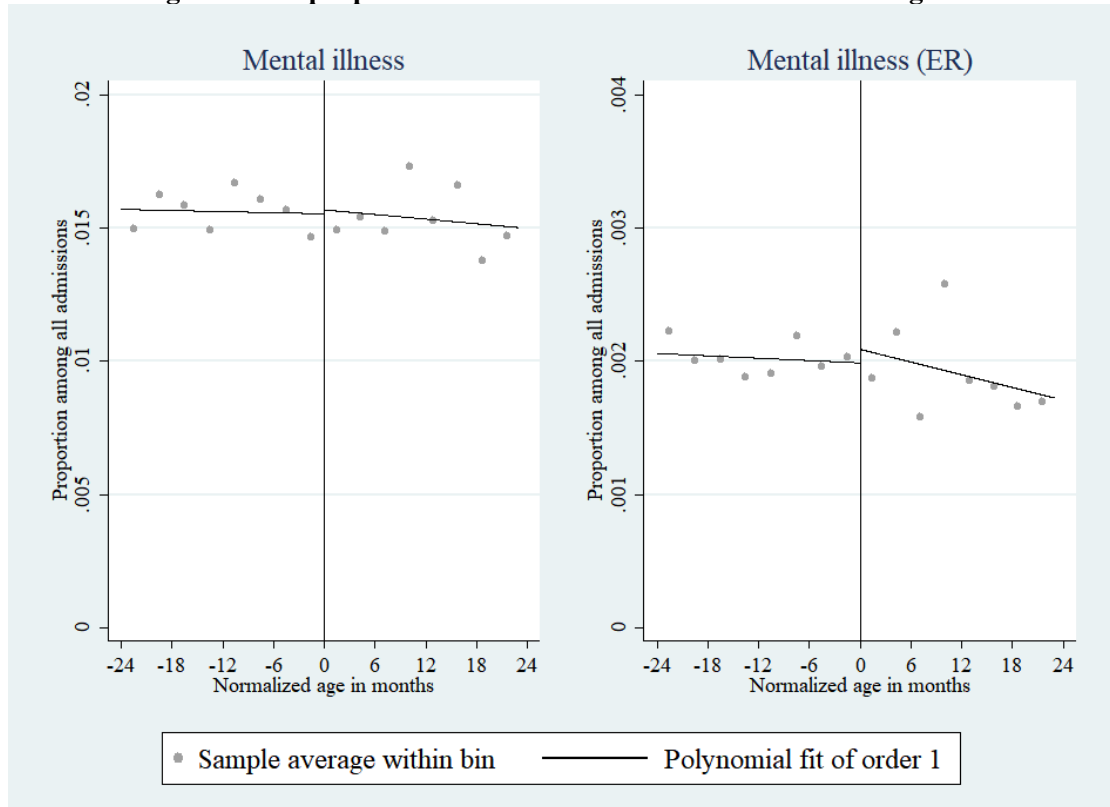
Notes: [1] The dots represent average retirement rate for each one-quarter-bin. [2] The left and right graphs are plotted using all women around the ages of 50 and 55, respectively. [3] The observations is 423,709 (left figure) and 563,108 (right figure).

Figure 2 The proportion of mental illness admission around ages 50



Notes: [1] The dots represent average proportion among all admissions within one-quarter-bin. [2] Left-side panel plots the proportion of all hospitalizations, including admission through ER and through outpatient department, that are primarily due to mental illness; the right-side panel plots the proportion of all hospitalizations that are primarily due to mental illness admitted through ER only.

Figure 3 The proportion of mental illness admission around ages 55



Notes: [1] The dots represent average proportion among all admissions within one-quarter-bin. [2] Left-side panel plots the proportion of all hospitalizations for mental illness, including hospitalization admitted through ER and through outpatient department, the right-side panel plots the proportion of hospitalizations for mental illness admitted through ER.

Table 1 Summary Statistics of Mental Illness Types and Other Outcomes

Variables	Patient Characteristics Around Age 50 (SRA of blue-collar females)			Patient Characteristics Around Age 55 (SRA of white-collar females)		
	(1)	(2)	(3)	(4)	(5)	(6)
	[48,50)	[50,52)	Difference	[53,55)	[55,57)	Difference
Panel A. Proportion of Mental Illness and Behavioral Disorders among All Admissions¹						
Mental illness (0/1) (%)	1.527 (12.263)	1.561 (12.397)	0.034 (0.038)	1.543 (12.326)	1.509 (12.191)	-0.034 (0.033)
Mental illness through ER (0/1) (%)	0.194 (4.397)	0.218 (4.659)	0.024 (0.014)	0.207 (4.546)	0.196 (4.418)	-0.011 (0.012)
# Mental illness through ER ²	391	463	72	566	543	-23
Obs. = # All disease admissions	206,314	217,395	11,081	279,551	283,557	4,006
Panel B. Number of Mental Illness and Behavioral Disorders by subcategory³						
Schizophrenia, schizotypal and delusional disorders (F20-F29)	736 (0.361)	619 (0.289)	-117*** (-0.072)	673 (0.244)	806 (0.289)	133** (0.045)
Mood (affective) disorders (F30-F39)	455 (0.211)	507 (0.231)	52 (0.021)	564 (0.196)	627 (0.220)	63 (0.024)
Neurotic, stress-related and somatoform disorders (F40-F48)	1,839 (0.874)	2,101 (0.954)	262** (0.080)	2,864 (1.008)	2,663 (0.906)	-201*** (-0.102)
Other mental illness (F00-F19; F50-F99)	167 (0.081)	189 (0.086)	22 (0.005)	264 (0.094)	265 (0.093)	1 (-0.001)
Obs. = # Mental illness admissions⁴	3,197	3,416	219	4,365	4,361	-4
Panel C. Length of Stay by Mental Illness and Behavioral Disorders⁵						
Overall length of stay (LOS)	13.171 (9.800)	12.242 (9.150)	-0.932*** (0.324)	11.739 (8.371)	11.845 (8.517)	0.106 (0.252)
Schizophrenia, schizotypal and delusional disorders (F20-F29)	23.506 (9.411)	24.056 (9.056)	0.550 (0.567)	22.411 (8.520)	22.728 (9.131)	0.317 (0.519)
Mood (affective) disorders (F30-F39)	18.035 (9.592)	18.121 (9.489)	0.086 (0.649)	18.404 (9.620)	19.223 (8.313)	0.819 (0.539)
Neurotic, stress-related and somatoform disorders (F40-F48)	9.266 (6.629)	9.370 (6.826)	0.104 (0.216)	9.142 (6.378)	9.448 (6.391)	0.306 (0.173)
Other mental illness (F00-F19; F50-F99)	13.500 (9.227)	12.713 (7.782)	-0.787 (0.928)	13.580 (7.770)	14.300 (9.375)	0.720 (0.777)
Obs. = # Mental illness admissions	3,197	3,416	219	4,365	4,361	-4

Notes: The classification of disease categories is according to ICD-10. *, **, and *** in the two columns of differences represent statistical differences below and above the age cut-offs at 10%, 5%, and 1% significance level, respectively.

[1] The mean and standard deviation for each outcome is presented.

[2] The total number of mental health ER admissions is 1,963.

[3] The number and proportion (% in parentheses) of mental illness admissions by subcategory among all admissions are presented.

[4] The total number of mental health inpatient admissions is 15,339.

[5] The mean and standard deviation for length of stay by subcategory of mental illness are presented.

Table 2 Main Regression Results (RDD Estimates)

	BC Females (50)	WC Females (55)
Panel A: Log number of mental illness admissions at <i>the monthly level</i> (Reduced form)		
Log No. of monthly mental illness admissions	0.207*** (0.056)	0.025 (0.056)
Log No. of monthly mental illness admissions through ER	0.166*** (0.058)	-0.040 (0.180)
Obs. = # Months	48	48
Panel B: Proportion of mental illness <i>among all admissions</i>		
Probability of mental illness	0.023*** (0.007)	-0.000 (0.011)
Probability of mental illness admissions through ER	0.012*** (0.002)	-0.001 (0.004)
Obs. = # All disease admissions	423,709	563,108
Panel C: Length of stay <i>for mental illness</i>		
Length of Stay	2.648 (5.789)	0.314 (3.870)
Obs. = # Mental illness admissions	6,613	8,726

Notes: [1] The RDD results are based on triangle kernel, and local linear regressions. [2] The classification of disease categories is according to ICD-10. [3] *, **, and *** represent statistical significance at 10%, 5%, and 1% level, respectively. [4] Panel A estimates RDD using monthly aggregated admissions, i.e., 2 years before / after each retirement cut-off age (in total 48 months). [5] Patients can be admitted to a hospital through ER or outpatient department, the former often means a worsened health condition.

Table 3 Additional Regression Analysis – Probability of Being in Each Subcategory of Mental Illness among All Disease Admissions (RDD Estimates)

Disease Category	BC Females (50)	WC Females 55
Schizophrenia, schizotypal and delusional disorders (F20-F29)	0.0072** (0.0033)	0.0108** (0.0043)
Mental illness without long-term disorders	0.0160*** (0.0061)	-0.0108 (0.0100)
Mood (affective) disorders (F30-F39)	0.0039 (0.0025)	-0.0005 (0.0042)
Neurotic, stress-related and somatoform disorders (F40-F48)	0.0108** (0.0054)	-0.0065 (0.0088)
Other mental illness (F00-F19; F50-F99)	0.1361 (0.2212)	-0.0040 (0.0027)
Obs. = # All disease admissions	423,709	563,108

Notes: [1] The outcome is the probability of hospitalization due to the specific disease category. [2] The statistics are based on a 2-year bandwidth. [2] The classification of disease categories is according to ICD-10. Seven sub-categories of mental illness, including organic mental disorders (F00-F09), mental and behavioral disorders due to psychoactive substance use (F10-F19), behavioral syndromes associated with physiological disturbance and physical factors (F50-F59), disorders of adult personality and behavior (F60-F69), mental retardation (F70-F79), disorders of psychological development (F80-F89), and behavioral and emotional disorders with onset (F90-F99), are grouped in the “other mental illness” owing to too few observations. [3] Mental illness without long-term disorders means mental illness other than Schizophrenia, schizotypal and delusional disorders. [4] *, **, and *** represent statistical significance at 10%, 5%, and 1% level, respectively.

Table 4 ‘Donut’ RDD Estimates (excluding 3-month pre- and post- the SRAs)

	Female (50)	Female (55)
Panel A: Log number of mental illness admission at <i>the monthly level</i> (Reduced form)		
Log No. of monthly mental illness admissions	0.216** (0.086)	0.030 (0.062)
Log No. of monthly mental illness admissions through ER	0.496*** (0.164)	0.094 (0.197)
Obs. = # Months	42	42
Panel B: Probability of mental illness <i>among all admission</i>		
Probability of mental illness	0.016** (0.008)	-0.006 (0.014)
Probability of mental illness admissions through ER	0.005* (0.003)	0.002 (0.005)
Obs. = # All disease admissions	369,809	487,623
Panel C: Length of stay <i>for mental illness</i>		
Length of Stay	3.149 (8.775)	4.532 (2.928)
Obs. = # Mental illness admissions	5,735	7,613

Notes: [1] The results are based on triangle kernel, and local linear regressions. [2] The classification of disease categories is according to ICD-10. [3] *, **, and *** represent statistical significance at 10%, 5%, and 1% level, respectively. [4] Patients can be admitted to a hospital through ER or outpatient department, the former often means a worsened health condition. [5] The observations in each panel are less than that in Table 2 because the observations for the three months before and after the SRAs are removed for ‘Donut’ RDD estimations.

Appendix

Appendix 1

As inpatient medical records only observe those admitted to hospitals, we follow Card et al. (2008) to assume that the distribution of the underlying populations is smooth around the cut-off ages 50 and 55. This assumption is backed by our empirical test findings in Figure S2 below.

Specifically, the populations of age q in occupation o are denoted as N_{qo} and following the age trend function:

$$\log(N_{qo}) = h(q, o) \quad (2)$$

The logarithmic probability of hospitalization for individuals with age q and occupation o is

$$\log(P_{qo}) = g(q, o) + \pi D_{qo} + v_{qo} \quad (3)$$

where $g(q, o)$ is a smooth age profile that varies by occupation and D_{io} is an indicator variable equal to 1 if the individual i in occupation o is older than the occupation-specific retirement age MRA_o .

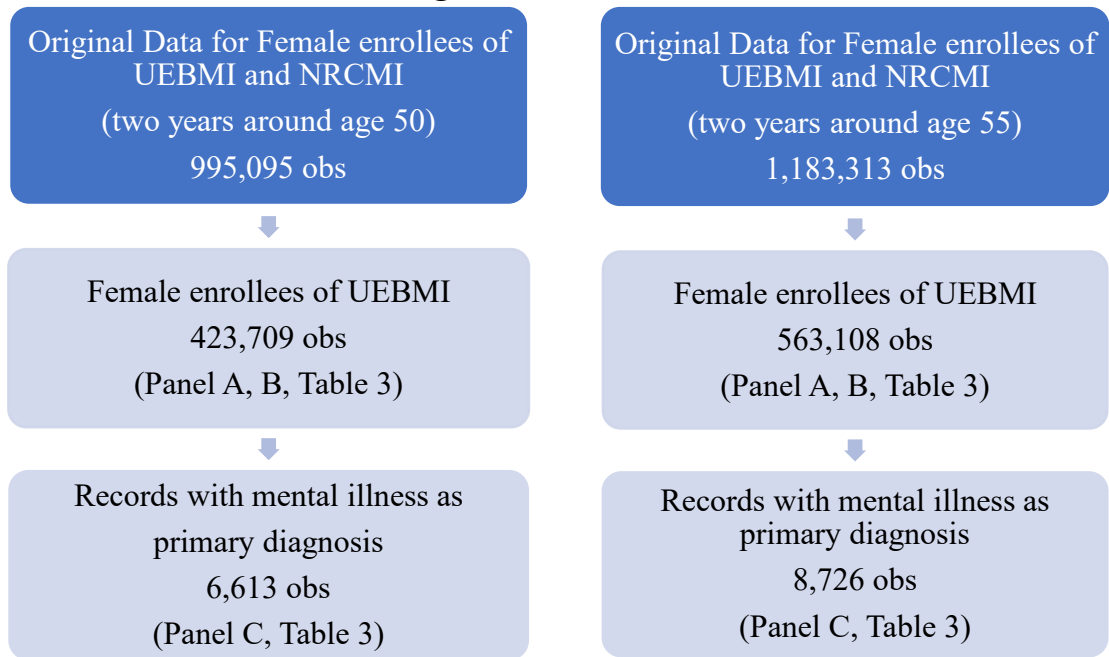
For age q and occupation o , the ratio of the observed number of admission A_{qo} and underlying population N_{qo} is a natural estimate of P_{qo} .

$$\log(P_{qo}) = \log(A_{qo}/N_{qo}) + \varepsilon_{qo} \quad (4)$$

Combining the equations above, the discontinuity of the observed number of admissions can be attributed to the discontinuity of log probability of admission around SRAs, which can be estimated via a reduced-form RDD, as we show in Panel A of Table 2.

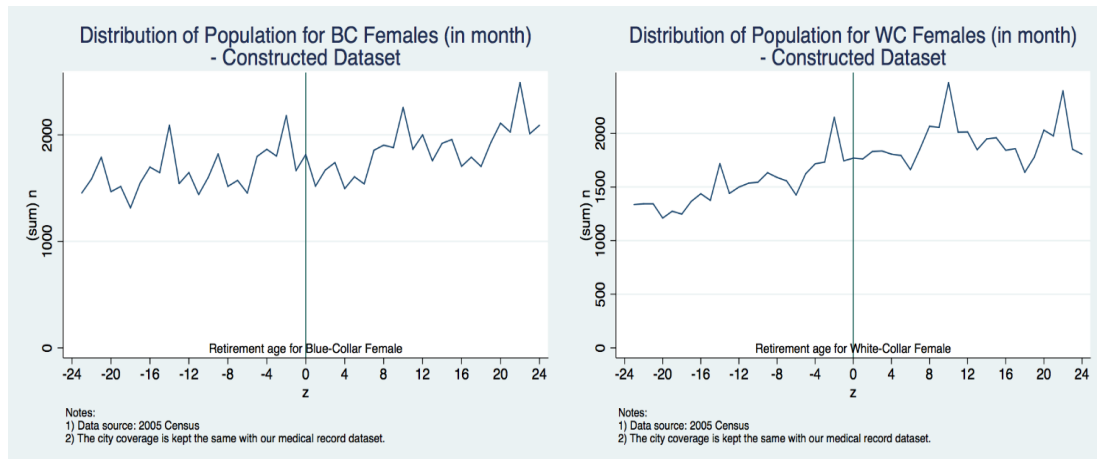
$$\log(A_{qo}) = h(q, o) + g(q, o) + \pi D_{qo} + v_{qo} - \varepsilon_{qo} \quad (5)$$

Figure S1 Flow Chart



Notes: [1] All samples are restricted to two years around the SRAs. [2] UEBMI = Urban Employee Basic Medical Insurance; NRCMI = New Rural Co-operative Medical Insurance.

Figure S2 Testing smoothness of the underlying female population around ages 50 and 55



Source: 2005 Chinese Mini-Census Data.

Notes:

[1] The dataset is processed in the following steps. First, we retain the birth cohorts that match our medical records. While the mini-Census was administered in 2005, the claims data cover 2017-2019. We next calculate their age in 2018 and center the age at each SRA. To simulate the three-year coverage (2017-2019) to make the underlying population conceptually similar to our claims data, we re-do the previous steps – calculate their age in 2017 and 2019, respectively, and center the age at each SRA. Finally, we combine the three datasets with respective age in 2017, 2018, 2019, centered the age at each SRA. This newly constructed dataset approximates our claims data in terms of city coverage, birth cohorts, and centered age.

[2] The vertical lines in this figure represent SRAs at which people in the 2005 mini-Census reach retirement age in 2017, 2018 or 2019.

[3] Within the 2-year time window before and after retirement age, the number of underlying population (measured in the birth month) is stable in general, although there appear to be some seasonal fluctuations. Although there is an increasing trend and some seasonal fluctuations in the graph, no discontinuity is found around age 50 or age 55. This test confirms that the discontinuities in retirement and mental health admissions that we observe are not due to changes in underlying populations. In other words, the discontinuities in observed number of admissions can be attributable to the abrupt changes in log probability of admission around SRAs, as explained in Appendix 1.

Table S1 Changes in retirement rate and mental illness admission around pseudo retirement age cut-offs

	Pseudo Retirement Age	
	2-year bandwidth	1-year bandwidth
	48	49
Retirement rate	0.0009 (0.0030)	0.0040 (0.0049)
Log No. of monthly mental illness admission	0.053 (0.070)	0.123 (0.097)
Probability of mental illness admissions	0.0007 (0.0008)	0.0017 (0.0012)
Obs.	394,645	207,803

Notes: [1] The estimations are based on triangle kernel, and local linear regressions. [2] The classification of disease categories is according to ICD-10. [3] *, **, and *** represent statistical significance at 10%, 5%, and 1% level, respectively.

Table S2 RDD estimates with alternative kernel function

	Female (50)	Female (55)
Panel A: Log number of mental illness admission at <i>the monthly level</i> (Reduced form)		
Log No. of monthly mental illness admissions	0.1442*** (0.0578)	0.0569 (0.0580)
Log No. of monthly mental illness admissions through ER	0.5728*** (0.1666)	0.0540 (0.1587)
Obs. = # Months	48	48
Panel B: Proportion of mental illness <i>among all admission</i>		
Probability of mental illness	0.0117** (0.0058)	0.0019 (0.0096)
Probability of mental illness admissions through ER	0.0073*** (0.0021)	0.0011 (0.0035)
Obs. = # All disease admissions	423,709	563,108
Panel C: Length of stay <i>for mental illness</i>		
Length of Stay	-1.0013 (4.5033)	3.7172 (3.0863)
Obs. = # Mental illness admissions	6,613	8,726

Notes: [1] The results are based on rectangular kernel, and local linear regressions. [2] The classification of disease categories is according to ICD-10. [3] *, **, and *** represent statistical significance at 10%, 5%, and 1% level, respectively. [4] Patients can be admitted to a hospital through ER or outpatient department, the former often means a worsened health condition.

Table S3 RDD Estimates controlling for the number of chronic conditions

	BC Females (50)	WC Females (55)
Panel A: Proportion of mental illness <i>among all admissions</i>		
Probability of mental illness	0.023*** (0.007)	-0.000 (0.011)
Probability of mental illness admissions through ER	0.012*** (0.002)	-0.001 (0.004)
Obs. = # All disease admissions	423,709	563,108
Panel B: Length of stay <i>for mental illness</i>		
Length of Stay	2.570 (5.788)	0.315 (3.870)
Obs. = # Mental illness admissions	6,613	8,726

Notes: [1] The RDD results are based on triangle kernel, and local linear regressions. “Partial out” method is used to include control variable in the RDD estimates, i.e., regress the outcome variables in Panel A and Panel B on the number of chronic conditions and use the residual as a new dependent variable. [2] The classification of disease categories is according to ICD-10. [3] *, **, and *** represent statistical significance at 10%, 5%, and 1% level, respectively. [4] Panel A estimates RDD using monthly aggregated admissions, i.e., 2 years before / after each retirement cut-off age (in total 48 months). [5] Patients can be admitted to a hospital through ER or outpatient department, the former often means a worsened health condition.

Table S4 Reduced form RDD Estimates for SRA non-applicable groups

	Age 55	Age 50
Log No. of monthly mental illness admission	0.0832* (0.0479)	0.0705 (0.0597)
Log No. of monthly mental illness admission through ER	0.0427 (0.1354)	0.0700 (0.151)
Obs. = # Months	48	48
Probability of mental illness	0.0002 (0.0005)	0.0009 (0.0006)
Probability of mental illness admissions through ER	-0.0000 (0.0002)	0.0001 (0.0003)
Obs.=# All disease admissions	906,915	739,813

Notes: [1] The SRA non-applicable groups refer to white collar and rural residents (enrollees of NRCMI) at 50 and retirees and rural residents at 55. We define white collar as self-reported occupation as civil servants, professionals, staff, and business managers. [2] The results are based on a two-year bandwidth, rectangular kernel, and local linear regression. [3] The classification of disease categories is according to ICD-10. [4] *, **, and *** represent statistical significance at 10%, 5%, and 1% level respectively.

Table S5 Donut RDD Estimates for Probability of Being in Each Subcategory of Mental Illness among All Disease Admissions

	Donut RD Estimates	
	Female (50)	Female (55)
Schizophrenia, schizotypal and delusional disorders (F20-F29)	-0.0003 (0.0034)	0.0125** (0.0057)
Mood (affective) disorders (F30-F39)	0.0002 (0.0029)	0.0022 (0.0053)
Neurotic, stress-related and somatoform disorders (F40-F48)	0.0126** (0.0059)	-0.0142 (0.0113)
Other mental illness (F00-F19; F50-F99)	0.0033* (0.0017)	-0.0068** (0.0033)
Obs. = # All disease admissions	369,809	487,623

Notes: [1] The results are based on triangle kernel, and local linear regressions. [2] The classification of disease categories is according to ICD-10. [3] *, **, and *** represent statistical significance at 10%, 5%, and 1% level, respectively.

Table S6 Sub-sample Results by out-of-pocket (OOP) rate (RDD Estimates)

	BC		WC	
	Females (50)		Females (55)	
	Below average OOP rate	Above average OOP rate	Below average OOP rate	Above average OOP rate
Probability of mental illness among all admissions	0.033*** (0.010)	0.008 (0.009)	0.026* (0.015)	-0.039** (0.016)
Probability of mental illness (ER) among all admissions	0.014*** (0.003)	0.008** (0.004)	0.004 (0.005)	-0.010 (0.007)
observations	258,992	164,717	348,780	214,328
	423,709		563,108	

Notes: [1] The out-of-pocket rate is measured at the prefectural city-level using billing information in the data. The mean rates of out-of-pocket expenditure in [48,52] and [53,57] are 0.183 and 0.175, respectively. [2] The results are based on triangle kernel, and local linear regressions. [3] The classification of disease categories is according to ICD-10. [4] *, **, and *** represent statistical significance at 10%, 5%, and 1% level, respectively. [5] Patients can be admitted to a hospital through ER or outpatient department, the former often means a worsened health condition.