

Abdelshafy, Ali; Walther, Grit

Working Paper

Analyzing current carbon capture, utilization and storage (CCUS) research and pilot projects in the European cement sector

OIES Paper: CM, No. 06

Provided in Cooperation with:

The Oxford Institute for Energy Studies, Oxford

Suggested Citation: Abdelshafy, Ali; Walther, Grit (2023) : Analyzing current carbon capture, utilization and storage (CCUS) research and pilot projects in the European cement sector, OIES Paper: CM, No. 06, ISBN 978-1-78467-215-7, The Oxford Institute for Energy Studies, Oxford

This Version is available at:

<https://hdl.handle.net/10419/280127>

Standard-Nutzungsbedingungen:

Die Dokumente auf EconStor dürfen zu eigenen wissenschaftlichen Zwecken und zum Privatgebrauch gespeichert und kopiert werden.

Sie dürfen die Dokumente nicht für öffentliche oder kommerzielle Zwecke vervielfältigen, öffentlich ausstellen, öffentlich zugänglich machen, vertreiben oder anderweitig nutzen.

Sofern die Verfasser die Dokumente unter Open-Content-Lizenzen (insbesondere CC-Lizenzen) zur Verfügung gestellt haben sollten, gelten abweichend von diesen Nutzungsbedingungen die in der dort genannten Lizenz gewährten Nutzungsrechte.

Terms of use:


Documents in EconStor may be saved and copied for your personal and scholarly purposes.


You are not to copy documents for public or commercial purposes, to exhibit the documents publicly, to make them publicly available on the internet, or to distribute or otherwise use the documents in public.

If the documents have been made available under an Open Content Licence (especially Creative Commons Licences), you may exercise further usage rights as specified in the indicated licence.

August 2023

Analyzing current carbon capture, utilization and storage (CCUS) research and pilot projects in the European cement sector






The contents of this paper are the author's sole responsibility. They do not necessarily represent the views of the Oxford Institute for Energy Studies or any of its members.

Copyright © 2023
Oxford Institute for Energy Studies
(Registered Charity, No. 286084)

This publication may be reproduced in part for educational or non-profit purposes without special permission from the copyright holder, provided acknowledgement of the source is made. No use of this publication may be made for resale or for any other commercial purpose whatsoever without prior permission in writing from the Oxford Institute for Energy Studies.

ISBN 978-1-78467-215-7



Contents


Contents	ii
Figures	ii
Tables	ii
1. Introduction	1
2. Decarbonization technologies in the cement sector	1
3. The role of research and pilot projects in technology development	3
4. CCUS pilot project in the European cement sector	5
4.1 Longship project	6
4.2 Horizon 2020 projects.....	7
4.3 Upcoming & recently-launched large-scale projects (Private & Innovation Fund).....	10
4.4 Carbonation and mineralization projects (National Fund)	11
5. Discussion and conclusions	12
References	14
Annex	27

Figures

Figure 1: The cement production process	2
Figure 2: Innovation modes of clean technologies	3
Figure 3: Technology development, learning investment and future benefit.....	4
Figure 4: The Longship project.....	7
Figure 5: Example of a Horizon project’s consortium (LEILAC 1).	8
Figure 6: Example of a Horizon project’s consortium (Cleanker)	9
Figure 1A: Amine scrubbing carbon capture process.....	27
Figure 2B : Oxyfuel combustion	28
Figure 3A: The calcium looping technology.....	28
Figure 4A: Cryogenic carbon capture.....	29
Figure 5A: The LEILAC technology	30
Figure 6A: Mineralization/carbonation process	30

Tables

Table 1: Policies and mechanisms used for promoting clean technologies	5
--	---



1. Introduction

Reaching carbon neutrality necessitates radical changes in terms of energy sources and industrial technologies. While some sectors such as transportation and heating will be able to mitigate their emissions via renewable energies in the form of electricity or green hydrogen, the industrial sector faces a major challenge where emissions cannot be avoided using carbon-free energy sources only. Some industries such as cement and lime emit significant amounts of process emissions, which will continue to be generated regardless of the type of energy source employed. These process emissions are classified as “hard-to-abate” and will need to be permanently sequestered via carbon capture, utilization and storage (CCUS) technologies. The CCUS value chain is characterized by a multitude of technological options, most of which are already in use. Nonetheless, current CCUS industrial applications remain limited and deploying them on a large scale will be influenced by various techno-economic aspects as well as their respective policies.

Novel technologies such as CCUS normally experience successive innovation modes before they reach high technological maturity and commercial adoption. In this regard, several mechanisms and strategies can be used to promote CCUS technologies and upgrade them from their current demonstration phase to market development and commercial diffusion. Such tools can be classified in various ways (e.g. market-pull vs. technology-push; market-based vs. voluntary, etc.). Research and pilot projects are an effective technology-push tool to decrease the relevant uncertainties, risks and costs and increase the technology readiness level. In recent years, different CCUS demonstration projects have been implemented and financed differently. This study investigates the role of these projects in the future deployment of CCUS technologies, with focus on the cement sector specifically. As this paper focuses on CCUS technologies which have not yet reached high maturity levels, CO₂ transportation and geological storage have been omitted. The discussions center around CO₂ capture technologies and further sheds light on the potential for CO₂ utilization for permanent sequestration such as carbonation and mineralization.

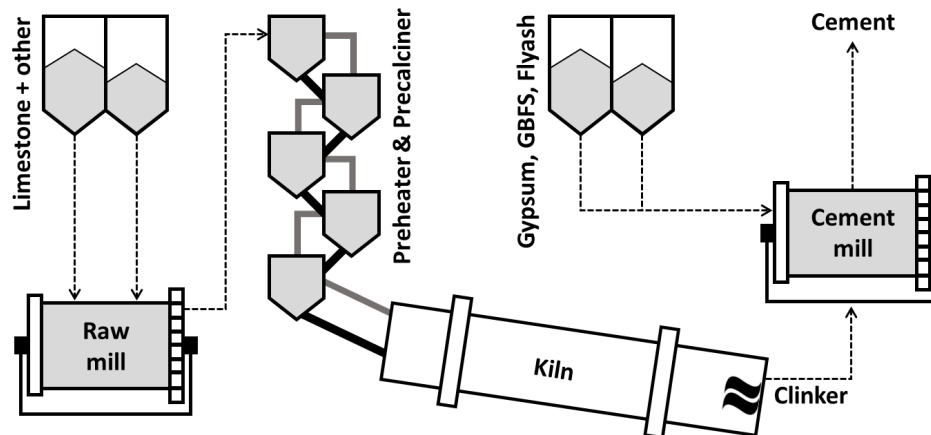
Overall, this study aims to evaluate the status quo of decarbonization of the cement sector via CCUS and to discuss the required future activities and measures to enhance the technology’s integration into the sector. As such, the paper first provides an overview of existing decarbonization technologies in cement production (Section 2). Section 3 then describes a theoretical background on technology innovation modes, the role of pilot and research projects in developing a technology learning curve, and relevant policies. Subsequently, Section 4 presents different CCUS projects in the European cement sector from a techno-economic perspective, and highlights the similarities and differences in terms of funding and supporting mechanisms. Section 5 concludes with lessons for deriving future strategies and underlines challenges and opportunities of developing similar projects in other regions.

2. Decarbonization technologies in the cement sector

Cement production is responsible for six percent of global greenhouse gas (GHG) emissions, rendering the sector the second largest industrial emitter after steel (Bataille, 2019). Cement’s carbon footprint averages 0.59 tonne of CO₂ per tonne of cement (IEA, 2021; OWD, 2020), which varies due to different production technologies, fuel mixes, efficiency measures and cement types in each region. While the cement production process is simpler than other emission-intensive industries, its decarbonization can be more challenging. As shown in Figure 1, the production process begins with limestone, which is mixed and grinded with other input materials to prepare the raw material. Input materials are then transferred to the kiln, where temperatures can reach 1450° C, in order to produce clinker. In modern cement plants, the input materials pass through a preheater and precalciner before reaching the kiln. These represent additional modules that can be added to increase energy efficiency and consequently decrease heat consumption. The main reaction in the kiln is called calcination, which is the transformation process of calcium carbonates (CaCO₃) to calcium oxides (CaO). This process is responsible for the major part (roughly two thirds) of production emissions (CaCO₃ + Heat → CaO + CO₂) (≈ 525 kg CO₂/ton clinker) (Schorcht et al., 2013; ETSAP, 2010). The rest of the direct emissions

(approximately one third) can be attributed to the fuel consumption (≈ 3.7 GJ/ton clinker) (IEA, 2022). Finally, cement is produced by grinding and mixing the clinker with other materials such as gypsum and granulated blast furnace slag. The cement production is also responsible for additional indirect emissions due to electricity consumption (≈ 110 kWh/ton cement) (VDZ, 2018).

Figure 1: The cement production process.




Source: based on Kogut et al. (2021)

As process emissions are intrinsically associated with the calcination process, mitigating them can be only achieved via CCUS. CCUS refers to the technique of capturing the CO_2 , transporting it and eventually using or storing it. The carbon capture process is an indispensable phase in the CCUS industrial system due to the low CO_2 concentration in the flue gas. It is relatively more expensive than the following steps (i.e. transportation and utilization or storage) and is also associated with various techno-economic challenges, as discussed in a previous OIES Energy Insight paper (Abdelshafy et al., 2022). Some carbon capture techniques have been recognized as suitable technological options for the cement industry, including amine scrubbing, oxyfuel combustion, calcium looping and direct separation. As such, CCUS research and pilot projects in the cement industry have focused on using these technologies.¹

Carbon capture technologies vary significantly in terms of concepts (Abdelshafy et al., 2022), efficiencies, energy requirements (Jensen, 2015; Palma, 2020; Gardarsdottir et al., 2019), technology readiness level (TRL) (Kearns et al., 2021), and capital and operational costs (CAPEX and OPEX) (Anantharaman et al., 2018). For example, amine scrubbing has a high TRL, is already used in some CCS projects, and can utilize the waste heat available in the cement plant (Bellona, 2020). However, the technology is very expensive. Some technologies are expected to be cheaper, but there are challenges with their upscaling (e.g. LEILAC) or they have not been proven at an industrial scale yet. Other technologies (e.g. oxyfuel) are reliable and could be cost efficient. Nonetheless, the final CO_2 purity may not be suitable and an additional module (compression and purification unit) may be needed. To that extent, pros and cons of each technology must be considered and a comprehensive analysis is required. Moreover, as most technologies to be discussed are still under development, there is an evident discrepancy in the literature regarding various techno-economic aspects, even for the same technology. It should be also highlighted that not all available information can be fully reliable as each technology developer or provider normally praises its own technology. Hence, any information, numbers or values regarding superiority should not be adopted without caution.

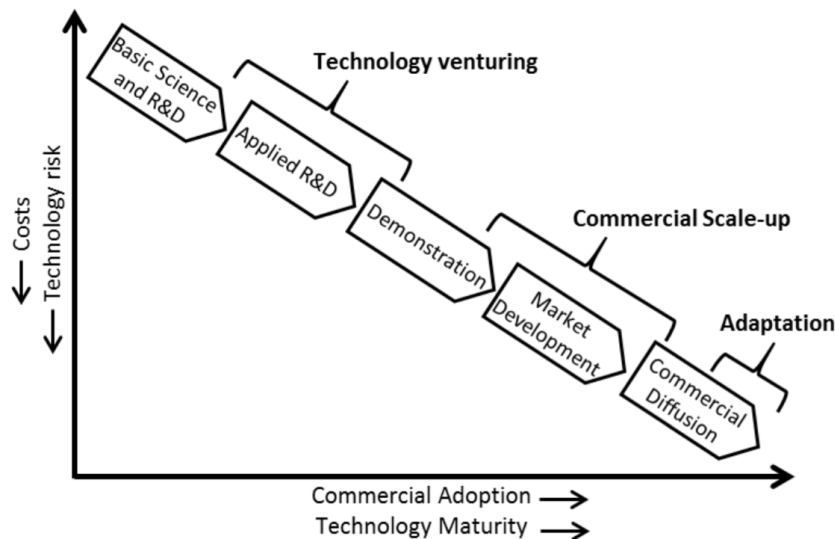
¹ A brief technical background on each technology is provided in the annex of this paper.



3. The role of research and pilot projects in technology development


Any technology normally passes through various stages and innovation modes before it becomes commercially available in the market (IRENA, 2013). As shown in Figure 2, a technology’s lifecycle can be classified into five phases: (1) basic science and research & development, (2) applied research and development, (3) demonstration, (4) market development, and (5) commercial diffusion. These phases can be also grouped into three ‘innovation modes’: technology venturing, commercial scale-up, and adaptation (where low costs and risk & high maturity are reached). Technology venturing refers to the activities and efforts that are carried out to move the technology from the research and development phases to demonstration. At this phase, the technology is normally associated with low maturity levels, while associated risks and costs are high. Thereafter, the commercial scale-up phase prepares the technology for commercial diffusion. Here, technology risks are lower but economic uncertainties are high. Finally, adaptation is the phase when the technology enters a new market. Numerically, the technological maturity is indicated by the TRL scale which is a widely-used KPI and ranges between 1 and 9 (GAO, 2023).

Figure 2: Innovation modes of clean technologies



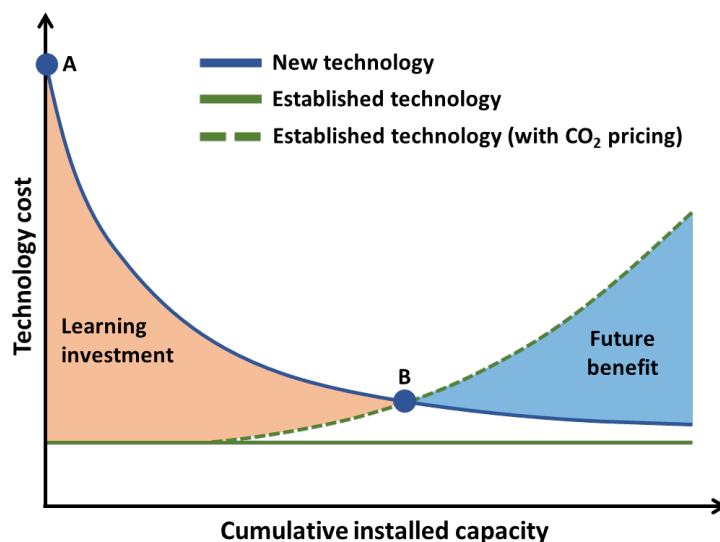
Source: adapted from IRENA (2013).

The reason behind these developments is that “good designs are not always enough”, where technologies are only proven and improved by actual operations (i.e. learning by doing) (Feroli et al., 2009). The first version of any technology or plant, “First-of-a-kind” (FOAK), is usually more expensive and risky than the following ones, “Nth-of-a-kind” (NOAK), in terms of both CAPEX and OPEX (Rubin, 2019; Rubin et al., 2021). In terms of CAPEX, new technologies require more construction time, design margins, redundancy and spare items. Furthermore, new technologies are associated with peculiar designs, nonstandard items, materials and contracts (i.e. there are no economies of scale). Special measures and analyses are also needed to ensure the safety of the design and operations. Correspondingly, acquiring the required permits is more challenging. Such elements have a significant effect on CAPEX. For example, process contingency costs represent more than 40% of the capital costs of a new technology, whereas this figure can be less than 10% for a mature technology (Theis, 2019). Similar figures are also relevant for the different CCUS technologies discussed in this paper (Gardarsdottir et al., 2019). Similarly, the operational costs of FOAK are higher for various reasons. For instance, new technologies can require new materials or chemicals, which may not be available on a commercial scale. The performance of these inputs may also not be guaranteed. Assumptions regarding fixed operational costs (e.g. maintenance, labor, etc.) may also higher and more conservative for new technologies.



This subsequently highlights the importance of the “learning curve”. A technology learning curve shows the relationship between technology cost and its cumulative installed capacity. Specifically, the learning rate can be defined as “the relative cost reduction (in %) after each doubling of cumulative production” (Ferioli et al., 2009). Existing technologies with high levels of maturity took a long time to experience such innovation modes and develop their own learning curves. These developments took place within conventional market conditions and without an urgent need to reach certain milestones at specific times. This is in contrast to the development of decarbonization technologies: with an aim to reach carbon neutrality within the next three decades or so, relevant technologies need to reach a meaningful level of maturity and achieve low costs as quickly as possible. However, this represents a major challenge from an economic perspective. The real costs of negative externalities due to the environmental impacts (GHG emissions) are not already reflected in the carbon prices or taxes (Ferioli et al., 2009). Moreover, such costs cannot be introduced promptly due to social and economic reasons (e.g. carbon leakage). Therefore, on the one hand, the technology needs to be demonstrated and used to develop a learning curve, otherwise costs will not decrease. On the other hand, the industrial sector cannot adopt breakthrough clean technologies such as CCUS (especially at current high costs) as they will not be able to retrieve costs back via higher prices. As such, government intervention is required to address such a market failure. Figure 3 depicts the stages of this development.


Figure 3: Technology development, learning investment and future benefit



Source: based on Wiesenthal et al. (2012); Neuhoff (2005); Grubb (2004).

The blue curve represents the learning curve of the new technology (e.g. cement production + with CCUS). In the beginning, the technology is at its highest cost (point A), for instance when a FOAK plant is deployed. The green curve illustrates the cost of the established technology (e.g. cement production without CCUS), which is significantly lower than the new technology. The incremental increase of the environmental costs in the form of higher CO₂ prices will result in the dotted green curve. As depicted, two areas can be identified on the curve: the learning investment and the future benefit. As the cumulative installed capacity of the new technology increases, the technology cost decreases. A cost difference between the new and established technologies remains until both the blue and green curves intersect. Herein, the area between both curves before the intersection point is called the learning investment, which refers to the additional expenditures needed for learning by doing (Grubb, 2004; Wiesenthal et al., 2012), while future benefits are represented by the area following the breakeven point (point B). Expectedly, higher CO₂ prices which occur earlier in this process would result in lower investments and higher benefits (Neuhoff, 2005).

Following on this, the subsequent question is “who should bear the learning investment?”. Compared with other industries, such as information technology, required decarbonization investments can be too high, and therefore are too risky. Here, governmental intervention is indispensable for providing an



enabling environment for investment (Hansen et al., 2017). Based on the specific objectives and the TRL of decarbonization technologies, there are various options and forms for such interventions (Grubb, 2004). Generally, different policies can be classified into two major categories: technology-push vs market-pull² (Table 1) (Groba and Breitschopf, 2013).

Technology-push policies focus on supply by means of decreasing the cost of developing the technology, which is necessary at early stages of innovation (Nuñez-Jimenez et al., 2022; Brem and Voigt, 2009). For example, public funding can be an effective approach for decreasing technology costs and investment risks. On the contrary, market-pull policies aim at increasing demand, which also results in further technology developments. Hence, market-pull options are more suitable after the technology has reached a higher level of maturity. Other examples include imposing specific standards and carbon pricing such as introducing a carbon tax, amongst others. As the paper focuses on technology-push policies, and more specifically on the R&D and demonstration projects, the following section presents the major milestones that have so far been reached in decarbonizing the cement sector in Europe. This subsequently demonstrates the upcoming steps and areas of focus for CCUS technology deployment in the sector.

Table 1: Policies and mechanisms used for promoting clean technologies


Market-pull policies				
Market-based	Technology-specific			Non-technology-specific
		Price-driven	Quantity-driven	
	Investment incentives	Investment subsidies	Tendering systems	
Generation incentives	Feed-in tariffs			
Command and control	Technology and performance standards			
Voluntary	Investment promotion			Voluntary agreement
	Generation promotion			
Technology-push policies				
Publicly funded R&D projects				
Tax credits to invest in R&D				
Education & training				

Source: based on Groba and Breitschopf (2013).

4. CCUS pilot project in the European cement sector

There are several research and pilot projects that focus on CCUS in Europe. Here we discuss the projects that focus on the cement sector and also show the wide range of investigated technologies, partnerships, funding schemes and budgets. Compared with nationally-funded projects, European projects usually have larger scales due to the size of their funding schemes. Also, consortiums normally include several stakeholders and different countries, which ensures know-how dissemination. The EU framework programme for research and innovation is one of the most renowned EU funding schemes. Its most recent two program versions are (1) Horizon 2020, which ran between 2014 and 2020 with a budget of approximately 80 billion EUR, and (2) Horizon Europe, which started in 2021 and will last till 2027 (budget 95 billion EUR) (EC, 2021). The program's objectives are translated in detailed structure and a series of funding mechanisms and sub-programs. These programs have three main pillars or priorities – excellent science, industrial leadership, and societal challenges, each of which is further divided into subcategories (EC, 2018, 2014). While elaborating on the targets and mechanisms of these programs remains out of this paper's scope, it is noteworthy that they provide significant consideration

² Market-pull policies can be also grouped into technology-specific and non-technology-specific, or market-based, command & control, and voluntary.



to themes of climate, industrial transformation and decarbonization. As such, various CCUS projects have been funded by the program (as presented later). The program also allows for public-public partnerships, i.e. co-funding via EU and other governments (e.g. ERA-NET Co-fund) (ERA Learn, 2022). As an example, ACT³, an ERA-NET co-fund, is an important international initiative that aims at promoting CCUS technologies (Cordis, 2022b; ACT, 2022a) which has so far funded more than 30 CCUS projects (ACT, 2022b).

Another crucial EU funding scheme is the Innovation Fund, which is exclusively dedicated for promoting low-carbon and green technologies (European Commission, 2022a). It is one of the largest global funding schemes that focus on carbon neutrality, and mainly targets four fields: energy-intensive industries, production and use of renewable energies, energy storage, and carbon capture and utilization/storage (Kitscha, 2022). The Innovation Fund is financed by revenues from the EU-ETS with an estimated budget of 38 billion EUR until 2030. The fund supports two types of projects: large-scale (i.e. CAPEX > 7.5million EUR) and small-scale (CAPEX < 7.5million EUR). As will be discussed later, the capital expenditures of the supported large-scale projects in the first two calls are significantly higher than 7.5million EUR. In the first call, 7 large-scale projects were granted 1.1 billion EUR (Marcu et al., 2022). This amount was enhanced by 60% in the second call (1.8 billion EUR) to support 17 large-scale projects (Trendafilova, 2022; European Commission, 2022g). In these two calls, several CCUS projects have been accepted which focus on a wide range of aspects and operations along the CCUS supply chain (GCCSI, 2022).

In contrast, the scale of CCUS projects supported by national funding schemes are mostly smaller than European ones; however, there are examples of generous national and regional funds such as the Longship project in Norway (discussed later). From a broader perspective, there are numerous national programs that support research activities on decarbonization, which also include CCUS. For instance, various CCUS projects in Ketzin pilot site (close to Berlin) were supported by the German federal ministry of education and research (BMBF) and the Germany federal ministry of Economics and Energy⁴ (Ketzin, 2022). Some regions and federal states also support similar projects and research activities. For example, the SCI4climate.NRW project focuses on decarbonizing heavy industries in the German federal state of North Rhine Westphalia (NRW) and was financed by the state's ministry of economic affairs, innovation, digitalization and energy (SCI4climate.NRW, 2022). There are also some national research programs or calls that focus exclusively on CCUS research. For example, CLIMIT is a dedicated national program for CCS research in Norway (CLIMIT, 2022). It should be also noted that, although the majority of CCS projects are funded publicly, the private sector still burdens expenses, either within the publicly-funded projects or through research activities that are entirely financed by the companies. Both paradigms are also presented and discussed in the following examples.


4.1 Longship project

The **Longship CCS project** aims at capturing CO₂ from two industrial sites in Norway and store it permanently in an offshore reservoir (around 3 km below seabed) (Lepic, 2021). The project is the first CCS project to cover the whole CCUS value chain (Gassnova, 2020; Bellona, 2020). In total, 800,000 tCO₂ can be captured from Norcem's cement plant in Brevik and the waste incineration plant of Hafslund Oslo Celsio⁵ in Oslo (400,000 tCO₂ each) (Figure 4). According to the announced plans, the project should be commissioned in 2024 (Gassnova, 2020). The cement plant of Norcem in Brevik is going to adopt a post-combustion capture technology (amine scrubbing), which will be provided by Aker Carbon Capture. The project is considered as the coronation of several preparations in the last two decades. For example, various desk analyses and small-scale tests have been carried out in the cement plant in Brevik since 2005 in order to investigate the technology and assess its techno-economic feasibility (Bjerge and Brevik, 2014; Brevik, 2022). On the national level, Norwegian advancements in the field of CCS have also been very distinct and effective. For example, the Technology Centre Mongstad (TCM)

³ ACT stands for Accelerating CCS Technologies

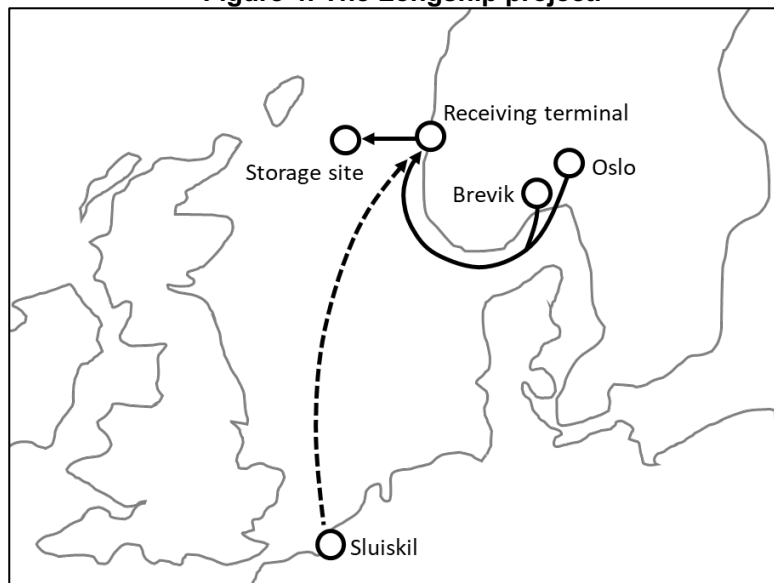
⁴ Now: the Germany federal ministry of Economics and climate protection (BMWK)

⁵ Formerly Fortum Oslo Varme



was established in 2012, representing the largest carbon-capture testing center to date (ClimateChance, 2021). Government support covers roughly two thirds⁶ of the Longship project costs in the first phase (Knudsen et al., 2022). Such significant amount of public financial support (18 billion NOK \approx 1.8 billion USD) is unprecedented for a climate project in Norway, likely also in comparison to many other countries (NMPE, 2021; Lopic, 2021). Moreover, the state also acts as an intermediary⁷ between CO₂ emitters and the Northern Lights project, and takes the burdens on significant risks (e.g. CO₂ leakage) (NMPE, 2020).

Figure 4: The Longship project.



Source: BrevikCCS (2022).

4.2 Horizon 2020 projects

There are various Horizon 2020 projects that focused on CCUS in the cement industry. First, there is **CEMCAP** (CO₂ capture from cement production), a project which aimed at identifying and analyzing carbon capture technologies suitable for the cement industry and provide the required techno-economic analysis needed for the large-scale projects. In this project, five technologies were selected to be investigated in detail, mainly via desk analysis (amine scrubbing, chilled ammonia, oxyfuel, membrane-assisted CO₂ liquefaction and calcium looping). Knowledge dissemination has been very important in this project. The analyses were both copious and informative, with several scientific studies published based on the project's outcomes, including: (Lena et al. 2019; Ditaranto and Bakken 2019; Alonso et al. 2017; Voldsund et al. 2019; Gardarsdottir et al. 2019). The extensive simulation and desk assessments of the mentioned technologies can be considered a comprehensive reference.⁸ The project's budget was 10million EUR, of which roughly 90% was covered by the EU and 700k EUR was a contribution from the Swiss Government (Cordis, 2022c; CEMCAP, 2022b). The project included 15 partners⁹ and lasted 42 months (2015-2018).


Second, **LEILAC** (Low Emissions Intensity Lime and Cement), which is the only pilot-scale project that demonstrates the direct-separation capture technology discussed earlier. The first phase (LEILAC 1)

⁶ There is a discrepancy about the exact governmental support

⁷ There is actually no direct contract between the emitters and Northern Lights project

⁸ A full list of the project's reports and publications can be found on the project's website (CEMCAP, 2022a).

⁹ Italcementi Group (now Heidelberg Materials), NORCEM, Heidelberg Materials (formerly HeidelbergCement), GE, GE power, IKN, Thyssenkrupp, SINTEF, ECRA, TNO, ETH Zürich, University of Stuttgart, Politenco di Milano, CSIC and VDZ



has been a Horizon 2020 project with 11 partners¹⁰ and a duration of approximately 5 years (2016-2021) (Figure 5). Within this phase, the technology developed by Calix was tested in Lixhe (Belgium) with a capture capacity of 25,000 tCO₂ per year (Beumelburg, 2021). The project budget was roughly 21million EUR, of which more than 50% was funded by the EU (Cordis, 2022f). The success of the first pilot project led to the initiation of the second phase (LEILAC 2), which is also funded as a Horizon 2020 project. LEILAC 2 aims at scaling up the capture capacity four times to reach 100,000 tons of CO₂ per year, which corresponds to one fifth of the cement plant that hosts the project (Heidelberg Materials' plant in Hanover). Moreover, the project aims to assess storage options and the possibility of using more types of energy inputs (i.e. electrification, alternative and renewable fuels) (Coppenholle and van der Meer, 2021). The overall budget is estimated to be more than 1.5 times the amount of the first project (approximately 35million EUR), of which the EU will contribute 16million EUR (Cordis, 2022g). Similar to the first phase, the project encompasses several industrial and academic partners¹¹ and is supported by 6 entities¹² (LEILAC, 2022).

Figure 5: Example of a Horizon project's consortium (LEILAC 1).



Source: Cordis (2022f).


Third, **ACCSESS** project (providing access to cost-efficient, replicable, safe and flexible CCUS), which was launched in 2021 and will last for four years. The project activities focus on CCUS in different industries from an interdisciplinary perspective, which is why the consortium include a wide range of stakeholders¹³. The total cost is approximately 18.5million EUR, of which 15million EUR are provided by the EU (Cordis, 2022a). The project activities are classified into three areas: (1) conventional cement kiln & new capture technology, (2) conventional capture technique & new cement kiln, and (3) concrete carbonation (ACCSESS, 2022d). The novel carbon capture technology is a combination of two new concepts: enzymatic solvent and rotary packed bed (RPB) absorber. Due to the low regeneration

¹⁰ Heidelberg Materials, CEMEX, Lhoist, PSE, Quantis, Tarmac, The Carbon Trust, TNO, Calix, Solvay, and Imperial College London

¹¹ Heidelberg Materials, CEMEX, BGR, The Centre for Research and Technology Hellas, CIMPOR-Indústria de Cimentos, ENGIE Laborelec, Calix, The Geological Survey of Belgium, IKN GmbH, Lhoist, Politecnico di Milano and the Port of Rotterdam

¹² GCCA, GCCSI, CEMBUREAU, ECRA, University of Clausthal and EuLA

¹³ SINTEF, Stora Enso, Heidelberg Materials, Hafslund Oslo Celsio, SEIPEM, Prospin, Neustark, Linde, KHD Humboldt Wedag, Equinor, Total Energies, Technology Centre Mongstad, VBSA, ETH Zürich, VDZ, Fraunhofer IAO, Chalmers University of Technology, Heriot-Watt University



temperatures of the enzymatic solvent (up to 80°C) and the compact size of the RPB absorber, energy and costs savings can be achieved (ACCSESS, 2022b).

The project offers an exemplary model of the synergies between several industrial partners and effective distribution of roles. This is clearly manifested in the project's roadmap to upgrade the TRL of the new capture technology to reach TRL 7 (ACCSESS, 2022a). The lab-scale RPB technology is to be tested by Prospin in Poland and the Saipem solvent will be tested in the waste-to-energy plant of Hafslund Oslo Celsio in Oslo, Norway. Afterwards, both technologies are to be commissioned in Technology Centre Mongstad (Norway). Finally, two pilot-scale test campaigns are planned to be carried out for six months in the pulp and paper mill of Stora Enso in Skutskär (Sweden) and the cement plant of Heidelberg Materials in Góraźdźe (Poland) (ACCSESS, 2022c).

Fourth, the **Cleanker** project (clean clinker production by looping process), which aims at demonstrating a calcium-looping capture technology at TRL 7. The project investigates an integrated configuration of the technology which is provided by IKN and tested in the Vernasca cement plant of Buzzi Unicem (Italy). The technology also uses an oxyfuel combustion during the calcination process in order to obtain a pure CO₂ stream (Fantini, 2019). Moreover, the project aims at testing different types of raw meals and demonstrating carbon sequestration via mineralization (Fernandez et al., 2019; Yörük et al., 2020; Magli, 2021). Besides the technical assessments, the project also investigates the economic and environmental aspects (Sessa and Kounina, 2019; Fantini, 2018) and considers the subsequent phases after CO₂ capture (i.e. transportation and storage) (Shogenova et al., 2021; Shogenova et al.). The consortium comprises 13 stakeholders¹⁴ that represent 5 EU countries¹⁵ and various profiles (academia, industrial associations and companies) (Figure 6). The project started in 2017 and is planned to be accomplished in the first quarter of 2023. The total budget is 9.2million EUR, of which approximately 9million EUR is an EU contribution and the rest is provided by the Chinese Government (Cordis, 2022e). A full list of the project's reports and publications can be found on the EU CORDIS platform (Cordis, 2022d).


Figure 6: Example of a Horizon project's consortium (Cleanker)



Source: Cordis (2020).

¹⁴ Leap, CSIC, VDZ, Politecnico di Milano, Tallinn University of Technology, Lappeenranta University of Technology, University of Stuttgart, Tsinghua University, Quantis, IKN, Buzzi Unicem, Heidelberg Materials and Amici della Terra

¹⁵ Including two stakeholders from Switzerland and China



Other projects have been financed via the ACT co-fund, such as **AC²OCem** project (Accelerating Carbon Capture using Oxyfuel technology in Cement production) (AC²OCem, 2022c). As the Oxyfuel technology has been also investigated in other previous and ongoing projects, the analyses do not start from scratch but rather address the knowledge gaps and build on existing know-how. The project activities, which include analytical and experimental assessments, should support increasing the TRL of the 1st generation oxyfuel to reach 8 (currently 6) and the TRL of the 2nd generation to reach 6 (currently 2). For the 1st generation technology, the analyses focus on designing and optimizing the retrofitting of existing cement plants. Here, the project considers two actual case studies: Lägerdorf cement plant of LafargeHolcim in Germany and Slite cement plant of Heidelberg Materials in Sweden (Kroumian et al., 2021). The pilot-scale experiments of the 2nd generation have also been carried out at the institute of combustion and power plant technology (IFK) – University of Stuttgart (Volosund et al., 2021). Particularly, this project investigates using 100% alternative fuels, which can lead to negative emissions if bio-based energy sources are used (AC²OCem, 2022c). Also, similar to other projects, minimizing the energy consumption as well as CAPEX and OPEX is one of the main project's objectives (Maier, 2019). The respective consortium comprises 11 stakeholders¹⁶ from five countries (Germany, France, Greece, Norway and Switzerland) (AC²OCem, 2022b). The project started at the end of 2019 with a duration of 3.5 years and a budget of roughly 4.3million EUR. Approximately 3million EUR have been provided by the ACT program and the rest secured via private financing and financial support from the governments of the participating countries (AC²OCem, 2022a; VDZ, 2022).


Another ACT project is **ANICA**, which focuses on an advanced indirectly heated carbonate looping process (Ströhle et al., 2021). The technology is based on heating the calciner indirectly by means of heat pipes (Greco-Coppi et al., 2021a; Konstantina et al., 2021). Similar to AC²OCem, the project also includes both analytical assessments and experimental analyses, which aim at reducing the capture costs and improving the technology to reach TRL 6 (ANICA, 2022d). Besides modelling and process simulation, the concept has been tested in a pilot plant with a capacity of 300 kW_{th} at TU Darmstadt (ANICA, 2022a; Ströhle, 2020). Additionally, the project provides a design of 20 MW_{th} demonstration plant, which is needed to increase the TRL (ANICA, 2022b). The project also focuses on using alternative and biogenic fuels, which can lead to negative emissions and cost savings (Greco-Coppi et al., 2021b). The possibility of integrating the direct separation concept (LEILAC) is also investigated (ANICA, 2022c). Moreover, the analyses include techno-economic and environmental assessments of different scenarios and conditions (Rolfe et al., 2022). The consortium of ANICA consists of twelve stakeholders¹⁷ from three countries (Germany, Greece and the UK), and its duration and budget are analogous to AC²OCem (ACT, 2019).

4.3 Upcoming & recently-launched large-scale projects (Private & Innovation Fund)

Recently, some pilot- and industrial-scale CCUS projects have been announced in the cement sector, which demonstrate the momentum and techno-economic advancements that the preceding research projects have achieved. Although there is still no detailed information or reports on these new projects, available announcements and descriptions already provide some insights on how they are going to develop in the coming decades. For instance, the **Catch4climate** is a joint venture that was recently established in order to demonstrate the pure-oxyfuel technology at a pilot scale (Catch4climate, 2022). The capacity of the test kiln is approximately 165,000 t/y, which is under construction in the Mergelstetten cement plant of Schwenk (Henrich, 2021). The required investments are more than 100million EUR, which are going to be covered by four European cement producers (i.e. Heidelberg Materials, Dyckerhoff, Schwenk, Vicat) (Thormann, 2021). The pure-oxyfuel technology (polysius) is provided by Thyssenkrupp Industrial Solutions (ThyssenKrupp, 2022). According to the announced plans, the project will operate within the next two years (Kaschke, 2021).

¹⁶ University of Stuttgart, SINTEF, NTNU, VDZ, CERTH, Thyssenkrupp, Heidelberg Materials, LafargeHolcim, Titan, Air Liquide and Total.

¹⁷ TU Darmstadt, University of Erlangen–Nuremberg, VDZ, Dyckerhoff, Lhoist, SUEZ Recycling, ESTRA, Ulster university, Calix, CERTH and CaO Hellas.




There are also five relevant large-scale projects that have been selected for the Innovation Fund. First, the **GO4ECOPLANET** project in the cement plant of LafargeHolcim in Kujawy (Poland). The total project costs are approximately 4.7 billion EUR, of which 260 million EUR are capital costs and 265 million EUR are provided by the EU (European Commission, 2022e). The project should sequester more than 10 Mt CO₂ in the first decade of operations, using the CryoCap FG technology developed by Air Liquide which is a combination of both adsorption (Pressure Swing Adsorption/PSA) and cryogenic carbon capture techniques (Rodrigues et al., 2021; Global Cement, 2022). The captured CO₂ will be transported to Danzig via railway and then shipped to the North Sea for geological storage.

The second project is **Carbon2Business (C2B)**, which will be implemented in Lägerdorf cement plant of LafargeHolcim (Germany). In total, the project will cost roughly 6 billion EUR, of which 410 million EUR are capital costs and 110 million EUR are the EU contribution (European Commission, 2022c). Based on the official announcement, the second-generation oxyfuel technology will be used and approximately 13 Mt CO₂ will be sequestered in the first ten years of operations. The project location should also allow future synergies within the potential industrial cluster of Westküste 100 (e.g. CCU) (Holcim Deutschland, 2022; Westküste, 2022). Third, there is the **CaICC** project in the lime plant of Lhoist in Réty (France). The project will also adopt the cryogenic technology (Cryocap) of Air Liquide and is planned to sequester 5.8 Mt of CO₂ (European Commission, 2022d). The captured CO₂ is planned to be transported by a pipeline to Dunkirk and then via shipping to the North Sea for geological storage. The total project costs are expected to be more than 3 billion EUR, of which 200 million EUR are capital costs and 125 million EUR will be provided by the EU.

Fourth, the **ANRAV project** in Devnya cement plant of Heidelberg Materials (Bulgaria) is expected to sequester 7.8 Mt CO₂ in the first decade of operations. In terms of technology, not a lot of technical information is currently published on the project. According to the EU innovation fund platform, the project will demonstrate a hybrid capture technology concept (i.e. Oxyfuel and Amine) and will be supported by 190 million EUR from the EU (European Commission, 2022b). The company also announced that the captured CO₂ will be transported via a pipeline to be geologically stored in the Black Sea (Beumelburg, 2022). Finally, the **K6 program** in the cement plant of EQIOM (CRH) in Lumbres (Hauts de France) France will use two technologies (i.e. oxyfuel and cryogenic carbon capture) and eliminate 8.1 Mt of CO₂ in the first decade of operations (European Commission, 2022f). The project partner Air Liquide is going to supply the oxygen and provide its cryogenic technology (Cryocap) (AirLiquide 2022). The project's location (Northern France) will also facilitate transporting the captured CO₂ to the North Sea to be geologically stored. Moreover, it will also allow synergies with the potential CO₂ hub in Dunkirk. The total costs of both the K6 program and the ANRAV project are not announced, but will likely be in the range of costs of other Innovation Fund projects (i.e. billions). The K6 program is going to receive approximately 150 million EUR as an EU contribution.

4.4 Carbonation and mineralization projects (National Fund)

Although the majority of projects focus on carbon capture, there are some European and national projects that have been dedicated to CO₂ sequestration via carbonation and mineralization. An example is **CO2MIN** which is a BMBF project that investigated the potential of mineralization from an interdisciplinary perspective for three years (2017-2020) (BMBF, 2017). The project had three stakeholders (Heidelberg Materials, IASS Potsdam and RWTH Aachen University) and a budget of approximately 2.9 million EUR. The project generated a wide-range of analyses such as optimizing the mineralization process design (Bremen et al., 2022), techno-economic modelling and cost analyses (Strunge et al., 2022b; Strunge, 2021), environmental assessment (Ostovari et al., 2021), policy analysis (Olfe-Kräutlein et al., 2021), and studying the perception of the relevant stakeholders, and providing a multi-criteria decision analysis (Strunge et al., 2022a). The **C²inCO₂** is a more recent BMBF project that focuses on carbonating recycled concrete and subsequently using it (Schmitt, 2020). The project started in 2020 and will last till 2023, with a budget of 3.2 million EUR (BMBF, 2020). As the project aims at investigating all relevant upstream and downstream operations, the consortium is



composed of seven stakeholders¹⁸ that represent the whole value chain (Fraunhofer, 2021; CO2WIN, 2020). According to the announced plans, the analyses shall include (1) improving the recycling process in order to yield a concrete waste stream with a higher quality, (2) investigating the carbonation process and using the carbonated outcomes in the cement production, and (3) conducting a life cycle assessment.

FastCarb is another project that has also focused on carbonating recycled concrete (Torrenti et al., 2022). The project had 23 stakeholders¹⁹ and was supported by the French Government (FastCarb, 2021b). The analyses were carried out in both lab and industrial scales to address various knowledge gaps. The lab experiments aimed at demonstrating the concept and assessing the impacts of the relevant factors on the carbonation performance (e.g. water content, physical properties, CO₂ concentration, kinetics, etc.) (Sereng et al., 2020; Sereng et al., 2021). Industrial-scale trials were also conducted in two cements plants (Créchy & Val d'Azergues) via retrofitting and using existing equipment (Izoret et al., 2023). Additionally, life cycle assessment and cost analysis were also conducted in order to study the environmental impact the economic feasibility (FastCarb, 2021a). Another project is **RECODE** (Horizon, 2020), which focused on a different carbonation technique (RECODE, 2022b). The analyses focused on the potentials of using the flue gas of the cement plant to produce calcium carbonates nanoparticles and other chemical products (RECODE, 2020). The project ran for 5 years (2017-2022) with a consortium²⁰ of 13 stakeholders (6 EU countries) and a budget of approximately 8million EUR, which was fully covered by the EU (Cordis, 2022h).²¹

5. Discussion and conclusions

The paper investigated several projects that cover various types of technologies and also different funding schemes and paradigms (e.g. EU, national and industrial). These projects do not only provide important scientific outcomes, but their wide variety also offers a unique opportunity to empirically study their development and impact on technology deployment. Although it is not easy to determine the usefulness of each project individually or track the exact trajectory of their technology's development, their respective TRL increase in the past years demonstrates the overall value and effectiveness of these projects. Analyzing the large number of projects that have been financed and carried out in the last decade is of importance to derive and improve R&D strategies, not only in Europe but also in other regions. It is important to note that such projects and funding programs should not be isolated from other policies and tools (e.g. Carbon Border Adjustment Mechanism and Carbon Contracts for Difference) or other relevant lending and investment programs (e.g. InvestEU, NextGenerationEU) (Janda and Sajdikova, 2022). Each of these aims at addressing a specific challenge or market failure, but they jointly provide the required enabling environment for relevant technologies to be developed and deployed at scale.


Admittedly, such number, scale and types of projects may not be found in other regions outside the EU, even in other developed and industrialized economies. Investigating *why* that is the case remains beyond the scope of this paper, but there are some obvious factors behind this phenomenon. First, there is a high public awareness and an interest from EU citizens (taxpayers) in environmental themes, which places pressure on policymakers. This has recently clearly manifested in a multitude of EU and national environmental policies (e.g. the green deal and the European climate law). Second, companies dare to invest in developing and testing these technologies as there is a good level of mutual trust

¹⁸ Fraunhofer IBP, Heidelberg Materials, Thyssenkrupp, Loesche GmbH, Sika, Bauhaus University Weimar, RWTH Aachen University

¹⁹ Université Gustave Eiffel, CSTB, Cerema, CERIB, ATILH, CEMEX, Ciments Calcia, CLAMENS, EQIOM, LAFARGE France, SNBPE, UNPG, VICAT, Saint-Gobain, FFB, Nicolas Jacquemet EIRL, Ecole des Ponts ParisTech, ESTP, GeM, Icube, LASIE, EPAMARNE

²⁰ Fondazione Istituto Italiano di Tecnologia (IIT), Avantium, Certh, European Research Institute of Catalysis, DVGW, KIT, Politecnico di Torino, RUG, Hysytech, Iolitec Ionic Liquids Technologies, Uab Modernios e-Technologijos, MTM and Titan cement

²¹ A full list of outcomes (reports and publications) can be found on the project's website (RECODE 2022a).



between the policymakers and the industrial system. Even more, there is perhaps a strong notion that the announced targets have to be, or will be, achieved, where today's investments will yield future savings and benefits. Third, time/urgency is one of the main challenges associated with the energy transition. If carbon neutrality were to be met in the coming three decades, any potential useful technology, implemented in any of the major emitting sectors, should not be disregarded.

Fourth, low-carbon technologies offer new business models and opportunities. For example, the Norwegian CCS activities (e.g. Longship) should not only be seen from an environmental lens. The potential economic benefits which can be accrued, including creating job opportunities and becoming a prospective carbon hub, can be an additional motive to promote the CCS supply chain and relevant research activities and technologies (Knudsen et al., 2022). Another significant aspect which is explicitly relayed by the Norwegian Government is the importance of the project and the whole CCS supply chain in the production of blue hydrogen (NMPE, 2021). Such notion or conception should be also clear for other countries which have significant reserves of hydrocarbons (e.g. Saudi Arabia/gulf region). On the one hand, CCS can transform fossil energy resources to clean energy carriers (i.e. blue hydrogen), at least as an intermediate solution in the short- and mid-term. On the other hand, depleted oil and gas fields are also ideal candidates (and also cheaper than other alternatives) for storing hard-to-abate CO₂ (e.g. from the cement industry), not only from national producers but also cross-border ones

Along the CCS supply chain, carbon capture is considered as the main bottleneck towards the technology's deployment, due to its high costs and techno-economic uncertainties. This is why a large number of CCS projects have been focusing on developing capture technologies in order to make them cheaper and more reliable. In the same context, the majority of these projects have been publicly funded and supported as an effective technology-push policy. It should be highlighted that governmental support should not only be limited to the financial aspects. As some of these projects and technologies are being established for the first time, the flexibility and understanding of the relevant governmental bodies are also mandatory (e.g. for permitting) (Climate Group, 2021). Policymakers and strategists should be also aware of the temporal dimension of these undertakings as a long time will be needed until such sophisticated technologies reach a high TRL. For example, projects under the EU Innovation Fund are going to be operational by the end of this decade.

It is clear that main industrial partners in the aforementioned projects are large and multinational companies. These operators can benefit from economies of scale by allocating the financial and know-how resources that will support many plants. Here, lessons and know-how can be transferred to other plants and subsidiaries of the same company. In comparison, smaller companies may not afford that. It is thus unclear whether smaller companies which are involved in the cement business in some European countries, such as in Germany, would be capable of surviving without support for such expensive research activities and required investments. The industrial sector cannot, and should not, bear the costs of increasing the TRL of all these technologies from 1 to 9. Each project type and funding scheme can be considered as a filtration phase for the next one. The number and types of technologies decreases once the technologies move from the lab-scale to the pilot- and industrial scale. This is also evident in the number of projects (and their budgets) within the different funding schemes presented earlier. Each project is normally based on previous activities and a former project (with a smaller budget). For example, the EU contribution per project in its Innovation Fund is around ten times the contribution per project in the Horizon 2020 projects. However, the number of projects is significantly lower due to the need to demonstrate the technology on a larger scale. Overall, this paper highlighted how a technology, CCUS in this case, needs to pass through various development and innovation phases before it is demonstrated and approved – depending on its various degrees of costs and risks – and should represent a starting point for further research on CCUS developments in the cement sector in other regions of the world.



References

Abdelshafy, Ali; Lambert, Martin; Walther, Grit (2022): The role of CCUS in decarbonizing the cement industry: A German case study. The oxford Institute for Energy Studies. Available online at <https://a9w7k6q9.stackpathcdn.com/wpcms/wp-content/uploads/2022/05/Insight-115-The-role-of-CCUS-in-decarbonizing-A-german-case-study-.pdf>, checked on 1/3/2022.

Abu-Zahra, M.R.M.; Sodiq, A.; Feron, P.H.M. (2016): Commercial liquid absorbent-based PCC processes. In : Absorption-Based Post-combustion Capture of Carbon Dioxide: Elsevier, pp. 757–778.

AC²OCem (2022a): AC²OCem - Accelerating Carbon Capture using Oxyfuel technology in Cement production. Available online at <https://ac2ocem.eu-projects.de/ACOCem/General-Overview>, checked on 12/28/2022.

AC²OCem (2022b): AC²OCem - Partners. Available online at <https://ac2ocem.eu-projects.de/Partners>, checked on 1/22/2023.

AC²OCem (2022c): Accelerating Carbon Capture Using OxyFuel Technology in Cement Production. Available online at <https://ac2ocem.eu-projects.de/>, checked on 1/22/2023.

ACCSESS (2022a): ACCSESS presented at RPB Colloquium 2022. Available online at <https://www.projectaccess.eu/2022/07/27/access-presented-at-rpb-colloquium-2022/>, checked on 1/12/2023.

ACCSESS (2022b): CO₂ Capture Piloting: Sub-Project 1: CO₂ capture Piloting is led by Saipem, the owner of the “CO₂ solutions by Saipem” capture technology. Available online at <https://www.projectaccess.eu/sp1-co2-capture-piloting/>, checked on 1/12/2023.

ACCSESS (2022c): Innovation 1: Piloting of environmentally benign enzymatic solvent combined with an RPB absorber. Available online at <https://www.projectaccess.eu/piloting-of-environmentally-benign-enzymatic-solvent-combined-with-an-rpb-absorber/>, checked on 1/20/2023.

ACCSESS (2022d): Innovation 3: Development of a radically new cement kiln integrated with amine capture. Available online at <https://www.projectaccess.eu/development-of-a-radically-new-cement-kiln-integrated-with-amine-capture/>, checked on 1/20/2023.

ACT (2019): Projects supported under the ACT2 Call. Available online at <http://www.act-ccs.eu/act2>, checked on 1/22/2023.

ACT (2022a): About ACT. Available online at <https://www.act-ccs.eu/about-us>, checked on 1/6/2023.

ACT (2022b): Projects supported by ACT. Available online at <https://www.act-ccs.eu/projects>, checked on 1/6/2023.


AirLiquide (2022): Air Liquide and EQIOM project in Northern France selected by the European Innovation Fund. Available online at <https://www.airliquide.com/group/press-releases-news/2022-04-01/air-liquide-and-eqiom-project-northern-france-selected-european-innovation-fund>, checked on 12/28/2022.

Alonso, Mónica; Álvarez Criado, Yolanda; Fernández, José Ramón; Abanades, Carlos (2017): CO₂ Carrying Capacities of Cement Raw Meals in Calcium Looping Systems. In *Energy Fuels* 31 (12), pp. 13955–13962. DOI: 10.1021/acs.energyfuels.7b02586.

Anantharaman, R.; Berstad, D.; De Lena, E.; Fu, C.; Osk Gardarsdottir, S.; Jamali, A. et al. (2018): CEMCAP comparative tech-economic analysis of CO₂ capture in cement plants.

ANICA (2022a): ANICA: WP2 – Pilot Testing. Available online at <https://act-anica.eu/wp2/>, checked on 1/22/2023.

ANICA (2022b): ANICA: WP5 – Design of a Fluidized Bed Demonstration Plant. Available online at <https://act-anica.eu/wp5-design-of-a-fb-demo-plant/>, checked on 1/22/2023.



ANICA (2022c): ANICA: WP6 – Direct Separation Roadmap. Available online at <https://act-anica.eu/wp6-direct-separation-roadmap/>, checked on 1/22/2023.

ANICA (2022d): The IHCaL Process. Available online at <https://act-anica.eu/the-ihcal-process/>, checked on 1/22/2023.

Arias, B.; Diego, M. E.; Méndez, A.; Alonso, M.; Abanades, J. C. (2018): Calcium looping performance under extreme oxy-fuel combustion conditions in the calciner. In *Fuel* 222, pp. 711–717. DOI: 10.1016/j.fuel.2018.02.163.

Arias, Borja; Alonso, Mónica; Abanades, Carlos (2017): CO₂ Capture by Calcium Looping at Relevant Conditions for Cement Plants: Experimental Testing in a 30 kW th Pilot Plant. In *Ind. Eng. Chem. Res.* 56 (10), pp. 2634–2640. DOI: 10.1021/acs.iecr.6b04617.

Baker, Richard W.; Freeman, Brice; Kniep, Jay; Huang, Yu Ivy; Merkel, Timothy C. (2018): CO₂ Capture from Cement Plants and Steel Mills Using Membranes. In *Ind. Eng. Chem. Res.* 57 (47), pp. 15963–15970. DOI: 10.1021/acs.iecr.8b02574.

Bataille, Chris (2019): Low and zero emissions in the steel and cement industries: Barriers, technologies and policies. Available online at https://www.oecd.org/greengrowth/GGSD2019_IssuePaper_CementSteel.pdf, checked on 1/27/2023.

Baxter, Larry; Baxter, Andrew; Burt, Stephanie (2009): Cryogenic CO₂ Capture as a Cost-Effective CO₂ Capture Process. Available online at <https://citeseerx.ist.psu.edu/document?repid=rep1&type=pdf&doi=824f037a51495904588e66fbfeb2a13d094af1e>, checked on 1/3/2023.

Baxter, Larry; Stitt, Kyler; Russel, Chris; Harmon, Daisy (2018): Cryogenic carbon capture development. Available online at <https://www.netl.doe.gov/sites/default/files/netl-file/L-Baxter-SES-BYU-Cryogenic-Capture-Development.pdf>, checked on 1/3/2023.

Bellona (2020): Norway's Longship CCS project. Available online at https://network.bellona.org/content/uploads/sites/3/2020/10/Longship-Briefing_Bellona-1.pdf, checked on 1/4/2023.

Beumelburg, Christoph (2021): Next industrial scale-up of a CO₂ capture technology: LEILAC 2 pilot project will be located at HeidelbergCement's Hanover cement plant. Available online at <https://www.heidelbergmaterials.com/en/pr-01-02-2021>, checked on 1/5/2023.

Beumelburg, Christoph (2022): Pioneering CCUS in Bulgaria: HeidelbergCement's ANRAV project selected by EU Innovation Fund. Available online at <https://www.heidelbergmaterials.com/en/pr-12-07-2022>, checked on 12/28/2022.

Bjerge, Liv-Margrethe; Brevik, Per (2014): CO₂ Capture in the Cement Industry, Norcem CO₂ Capture Project (Norway). In *Energy Procedia* 63, pp. 6455–6463. DOI: 10.1016/j.egypro.2014.11.680.

BMBF (2017): CO₂Min - CO₂ - Capturing durch mineralische Rohstoffe zur Erzeugung marktfähiger Produkte. Bundesministerium für Bildung und Forschung (BMBF). Available online at https://co2-utilization.net/fileadmin/user_upload/Projektblatt_Stoffliche_Nutzung_CO2_final.pdf, checked on 1/12/2023.

BMBF (2020): C²inCO₂: Calcium Carbonation for industrial use of CO₂ (The Federal Ministry of Education and Research - BMBF). Available online at https://co2-utilization.net/fileadmin/user_upload/PRO_CO2-Win_C2inCO2_ENG.pdf, checked on 1/12/2023.

Bouma, Richard; Vercauteren, Frank; van Os, Peter; Goetheer, Earl; Berstad, David; Anantharaman, Rahul (2017): Membrane-assisted CO₂ Liquefaction: Performance Modelling of CO₂ Capture from Flue Gas in Cement Production. In *Energy Procedia* 114, pp. 72–80. DOI: 10.1016/j.egypro.2017.03.1149.



Brem, Alexander; Voigt, Kai-Ingo (2009): Integration of market pull and technology push in the corporate front end and innovation management—Insights from the German software industry. In *Technovation* 29 (5), pp. 351–367. DOI: 10.1016/j.technovation.2008.06.003.

Bremen, Andreas M.; Strunge, Till; Ostovari, Hesam; Spütz, Hendrik; Mhamdi, Adel; Renforth, Phil et al. (2022): Direct Olivine Carbonation: Optimal Process Design for a Low-Emission and Cost-Efficient Cement Production. In *Ind. Eng. Chem. Res.* 61 (35), pp. 13177–13190. DOI: 10.1021/acs.iecr.2c00984.

Brevik, Per (2022): Brevik CCS - Carbon capture at Norcem Brevik (UNECE CCS-panel). Available online at <https://unece.org/sites/default/files/2022-04/Brevik%20HeidelbergCement.pdf>, checked on 1/4/2023.

BrevikCCS (2022): Brevik CCS - Facts. Available online at <https://www.brevikccs.com/en/facts>, checked on 1/8/2023.

catch4climate (2022): Unser Projekt: Mit catch4climate CO₂ abscheiden und nutzbar machen. Available online at <https://catch4climate.com/>, checked on 1/19/2023.

CEMCAP (2022a): CEMCAP (Results). Available online at <https://www.sintef.no/projectweb/cemcap/results/>, checked on 1/17/2023.

CEMCAP (2022b): This is CEMCAP. Available online at <https://www.sintef.no/projectweb/cemcap/>, checked on 1/5/2023.

Climate Group (2021): Capturing cement's carbon: piloting LEILAC technology in Belgium and Germany. Available online at <https://www.theclimategroup.org/our-work/resources/capturing-cements-carbon-piloting-leilac-technology-belgium-and-germany>, checked on 1/11/2023.

ClimateChance (2021): The Longship project: CCS to decarbonize heavy industries. Available online at https://www.climate-chance.org/wp-content/uploads/2022/04/bs2021_cas-detude_industrie_longship_eng.pdf, checked on 1/4/2023.

CLIMIT (2022): About the CLIMIT programme. Available online at <https://climit.no/en/about-the-climit-programme/>, checked on 1/5/2023.

CO₂WIN (2020): C²inCO₂: Calcium Carbonation for industrial use of CO₂. Available online at <https://co2-utilization.net/en/projects/co2-mineralization/c2inco2/>, checked on 1/12/2023.

Coppenholle, Koen; van der Meer, Rob (2021): CCUS as a business opportunity. Available online at https://bibm.eu/wp-content/uploads/2021/11/Koen-Coppenholle_CCUS-as-a-business-opportunity.pdf, checked on 12/28/2022.

Cordis (2020): Periodic Reporting for period 2 - CLEANKER (CLEAN clinKER production by Calcium looping process). Available online at <https://cordis.europa.eu/project/id/764816/reporting>, checked on 1/8/2023.


Cordis (2022a): ACCSESS: Providing access to cost-efficient, replicable, safe and flexible CCUS. Available online at <https://cordis.europa.eu/project/id/101022487>, checked on 1/12/2023.

Cordis (2022b): ACT: Accelerating CCS technologies as a new low-carbon energy vector. Available online at <https://cordis.europa.eu/project/id/691712>, checked on 1/6/2023.

Cordis (2022c): CEMCAP: CO₂ capture from cement production. Available online at <https://cordis.europa.eu/project/id/641185>, checked on 1/5/2023.

Cordis (2022d): CLEAN clinKER production by Calcium looping process: Results/Deliverables. Available online at <https://cordis.europa.eu/project/id/764816/results>, checked on 1/29/2023.

Cordis (2022e): Cleanker: CLEAN clinKER production by Calcium looping process. Available online at <https://cordis.europa.eu/project/id/764816>, checked on 1/8/2023.



Cordis (2022f): LEILAC: Low Emissions Intensity Lime and Cement. Available online at <https://cordis.europa.eu/project/id/654465/de>, checked on 1/4/2023.

Cordis (2022g): Low Emissions Intensity Lime and Cement 2: Demonstration scale. Available online at <https://cordis.europa.eu/project/id/884170>, checked on 1/5/2022.

Cordis (2022h): RECODE: Recycling carbon dioxide in the cement industry to produce added-value additives: a step towards a CO₂ circular economy. Available online at <https://cordis.europa.eu/project/id/768583>, checked on 1/17/2023.

Diego, M. E.; Arias, B.; Abanades, J. C. (2016): Analysis of a double calcium loop process configuration for CO₂ capture in cement plants. In *Journal of Cleaner Production* 117, pp. 110–121. DOI: 10.1016/j.jclepro.2016.01.027.

Ditaranto, Mario; Bakken, Jørn (2019): Study of a full scale oxy-fuel cement rotary kiln. In *International Journal of Greenhouse Gas Control* 83, pp. 166–175. DOI: 10.1016/j.ijggc.2019.02.008.

EC (2014): Horizon 2020: The new EU framework programme for research and innovation 2014-2020 (European Commission). Available online at https://wayback.archive-it.org/12090/20181221014038/http://ec.europa.eu/programmes/horizon2020/sites/horizon2020/files/281113_Horizon%202020%20standard%20presentation.pdf, checked on 1/6/2023.

EC (2018): A new horizon for Europe : impact assessment of the 9th EU framework programme for research and innovation (European Commission): Publications Office.

EC (2021): Horizon Europe: The EU research & innovation programme 2021 - 2027. Available online at https://research-and-innovation.ec.europa.eu/system/files/2022-06/ec_rtd_he-investing-to-shape-our-future_0.pdf, checked on 1/6/2023.

ERA Learn (2022): Partnerships in Horizon Europe and Horizon 2020 - ERA-NET Cofund. Available online at <https://www.era-learn.eu/support-for-partnerships/cofunded-p2p/era-net-cofund>, checked on 1/6/2023.

ETSAP (2010): Cement production. IEA ETSAP – International Energy Agency – Energy Technology Systems Analysis Programme.


European Commission (2022a): Innovation Fund - Progress Report (Report from the commission to the European parliament and the council). Available online at <https://op.europa.eu/en/publication-detail/-/publication/126a0d43-2745-11ed-8fa0-01aa75ed71a1/language-en>, checked on 12/28/2022.

European Commission (2022b): Innovation Fund: Driving clean innovative technologies towards the market - ANRAV-CCUS - an innovative stakeholder supported CCUS value chain to realize the first CCUS cluster in Eastern Europe, supporting the Balkan region to reach its climate goals by 2030. Available online at https://climate.ec.europa.eu/system/files/2022-12/if_pf_2022_anrav_en.pdf, checked on 12/28/2022.

European Commission (2022c): Innovation Fund: Driving clean innovative technologies towards the market - B2B-Carbon2Business. Available online at https://climate.ec.europa.eu/system/files/2022-12/if_pf_2022_c2b_en.pdf, checked on 12/28/2022.

European Commission (2022d): Innovation Fund: Driving clean innovative technologies towards the market - CalCC – First industrial-scale carbon capture for lime production integrated with transport of CO₂ to coastal hub and shipping to geological storage in the North Sea. Available online at https://climate.ec.europa.eu/system/files/2022-12/if_pf_2022_calcc_en.pdf, checked on 12/29/2022.

European Commission (2022e): Innovation Fund: Driving clean innovative technologies towards the market - GO4ECOPLANET - KUJAWY (Go4ECOPLANET project, Carbon Capture and Storage project in Kujawy Cement Plant in Poland). Available online at https://climate.ec.europa.eu/system/files/2022-12/if_pf_2022_go4_en_0.pdf, checked on 12/29/2022.



European Commission (2022f): Innovation Fund: Driving clean innovative technologies towards the market - K6 program. Available online at https://climate.ec.europa.eu/system/files/2022-07/if_pf_2022_k6_en.pdfhttps://climate.ec.europa.eu/system/files/2022-07/if_pf_2022_k6_en.pdf, checked on 12/28/2022.

European Commission (2022g): Press release - Innovation Fund: EU invests €1.8 billion in clean tech projects. Available online at https://ec.europa.eu/commission/presscorner/detail/en/ip_22_4402, checked on 1/8/2023.

Fang, Mengxiang; Zhu, Dechen (2016): Chemical Absorption. In Wei-Yin Chen, Toshio Suzuki, Maximilian Lackner (Eds.): Handbook of Climate Change Mitigation and Adaptation. New York, NY: Springer New York, pp. 1–109.

Fantini, Martina (2018): EU research project CLEANKER Technology, progress and project perspectives. Available online at https://www.sintef.no/globalassets/project/cemcap/presentasjoner/17-oct-2018/4_eu_research_project_cleanker_technology_progressproject-perspectives_m.fantini.pdf, checked on 1/29/2023.

Fantini, Martina (2019): Clean clinker production by calcium looping process. Available online at <http://www.cleanker.eu/the-project/project-contents>, checked on 1/29/2023.

FastCarb (2021a): FastCarb: Axis 2 - Industrial approach. Available online at <https://fastcarb.fr/en/program/axis-2-industrial-approach/>, checked on 1/18/2023.

FastCarb (2021b): FastCarb: Partners. Available online at <https://fastcarb.fr/en/partners/>, checked on 1/18/2023.

Feroli, F.; Schoots, K.; van der Zwaan, B.C.C. (2009): Use and limitations of learning curves for energy technology policy: A component-learning hypothesis. In *Energy Policy* 37 (7), pp. 2525–2535. DOI: 10.1016/j.enpol.2008.10.043.

Fernandez, Jose Ramon; Turrado, Sandra; Abanades, Juan Carlos (2019): Calcination kinetics of cement raw meals under various CO₂ concentrations. In *Reaction chemistry & engineering* 4 (12), pp. 2129–2140. DOI: 10.1039/C9RE00361D.

Font-Palma, Carolina; Cann, David; Udemu, Chinonyelum (2021): Review of Cryogenic Carbon Capture Innovations and Their Potential Applications. In *C (Journal of Carbon Research)* 7 (3), p. 58. DOI: 10.3390/c7030058.


Fraunhofer (2021): C² in CO₂ – carbonizing calcium for using CO₂ in industry. Available online at <https://www.ibp.fraunhofer.de/en/projects-references/carbonizing-calcium-for-using-co2-in-industry.html>, checked on 1/17/2023.

GAO (2023): Technology readiness assessment guide: Best practices for evaluating the readiness of technology for use in acquisition programs and projects (U.S. Government Accountability Office). Available online at <https://www.gao.gov/assets/gao-20-48g.pdf>, checked on 1/27/2023.

Gardarsdottir, Stefania; Lena, Edoardo de; Romano, Matteo; Roussanaly, Simon; Voldsund, Mari; Pérez-Calvo, José-Francisco et al. (2019): Comparison of Technologies for CO₂ Capture from Cement Production—Part 2: Cost Analysis. In *Energies* 12 (3), p. 542. DOI: 10.3390/en12030542.

Gassnova (2020): Developing Longship: Key lessons learned (experiences from the Norwegian full-scale CCS demonstration project). Available online at <https://gassnova.no/app/uploads/2020/11/Gassnova-Developing-Longship-FINAL-1.pdf>, checked on 1/4/2023.

GCCSI (2022): Global status of CCS 2022 - Global CCS Institute report. Available online at <https://status22.globalccsinstitute.com/wp-content/uploads/2022/10/Global-Status-of-CCS-2022-Report-Final-compressed.pdf>, checked on 12/28/2022.



Gerdemann, Stephen J.; O'Connor, William K.; Dahlin, David C.; Penner, Larry R.; Rush, Hank (2007): Ex situ aqueous mineral carbonation. In *Environmental science & technology* 41 (7), pp. 2587–2593. DOI: 10.1021/es0619253.

Global Cement (2022): Building CO₂ infrastructure in Europe. Available online at <https://www.globalcement.com/news/itemlist/tag/Go4ECOPlanet>, checked on 1/19/2023.

Greco-Coppi, Martin; Hofmann, Carina; Ströhle, Jochen; Walter, Diethelm; Epple, Bernd (2021a): Efficient CO₂ capture from lime production by an indirectly heated carbonate looping process. In *International Journal of Greenhouse Gas Control* 112, p. 103430. DOI: 10.1016/j.ijggc.2021.103430.

Greco-Coppi, Martin; Hofmann, Carina; Ströhle, Jochen; Walter, Diethelm; Epple, Bernd (2021b): Efficient CO₂ Capture from Lime Production by an Indirectly Heated Carbonate Looping Process. In *SSRN Journal*. DOI: 10.2139/ssrn.3817331.

Groba, Felix; Breitschopf, Barbara (2013): Impacts of renewable energy policy and use on innovation - A literature review. Available online at https://www.diw.de/documents/publikationen/73/diw_01.c.426553.de/dp1318.pdf, checked on 1/13/2023.

Grubb, Michael (2004): Technology Innovation and Climate Change Policy : An Overview of Issues and Options . In *Keio economic studies* 41 (2), pp. 103–132.

Hansen, Erik G.; Ludeke-Freund, Florian; Quan, Xiaohong; West, Joel (2017): Beyond technology push vs. demand pull: The evolution of solar policy in the U.S., Germany and China. In : 2017 IEEE Technology & Engineering Management Conference (TEMSCON). 2017 IEEE Technology & Engineering Management Conference (TEMSCON). Santa Clara, CA, USA, 6/8/2017 - 6/10/2017: IEEE, pp. 119–124.

HeidelbergCement (2022): Groundbreaking Technologies: CCU/S - carbon capture, utilisation and storage. Available online at <https://www.heidelbergmaterials.com/sites/default/files/assets/document/cc/6d/heidelbergcement-factsheet-ccus.pdf>, checked on 1/4/2023.

Henrich, Christina (2021): Forum d'informazione CI4C - CI4C information forum (Dyckerhoff GmbH). Available online at https://www.buzziunicem.com/documents/20143/0/3_32-36%20CI4C_ok%20MB_pag%2033%20new_ita-eng_per%20sito.pdf/36fe4d20-c9ca-469c-b771-1dcace5311ae?version=1.0, checked on 12/28/2022.

Hills, Thomas P.; Sceats, Mark; Rennie, Daniel; Fennell, Paul (2017): LEILAC: Low Cost CO₂ Capture for the Cement and Lime Industries. In *Energy Procedia* 114, pp. 6166–6170. DOI: 10.1016/j.egypro.2017.03.1753.


Hoeger, Christopher; Burt, Stephanie; Baxter, Larry (2021): Cryogenic Carbon Capture™ Technoeconomic Analysis. In *SSRN Journal*. DOI: 10.2139/ssrn.3820158.

Holcim Deutschland (2022): Dekarbonisierung Zementwerk Lägerdorf. Available online at <https://www.holcim.de/de/dekarbonisierung-zementwerk>, checked on 1/19/2023.

Hornberger, Matthias; Moreno, Joseba; Schmid, Max; Scheffknecht, Günter (2021): Experimental investigation of the calcination reactor in a tail-end calcium looping configuration for CO₂ capture from cement plants. In *Fuel* 284, p. 118927. DOI: 10.1016/j.fuel.2020.118927.

IEA (2021): Cement - Tracking report. Available online at <https://www.iea.org/reports/cement>, checked on 1/14/2022.

IEA (2022): Thermal specific energy consumption per tonne of clinker in selected countries and regions, 2018. Available online at <https://www.iea.org/data-and-statistics/charts/thermal-specific-energy-consumption-per-tonne-of-clinker-in-selected-countries-and-regions-2018>, checked on 1/10/2023.



Iizuka, Atsushi; Fujii, Minoru; Yamasaki, Akihiro; Yanagisawa, Yukio (2004): Development of a New CO₂ Sequestration Process Utilizing the Carbonation of Waste Cement. In *Ind. Eng. Chem. Res.* 43 (24), pp. 7880–7887. DOI: 10.1021/ie0496176.

Iizuka, Atsushi; Yamasaki, Akihiro; Yanagisawa, Yukio (2013): Cost Evaluation for a Carbon Dioxide Sequestration Process by Aqueous Mineral Carbonation of Waste Concrete. In *J. Chem. Eng. Japan / JCEJ* 46 (4), pp. 326–334. DOI: 10.1252/jcej.12we237.

IRENA (2013): Renewable Energy Innovation Policy: Success Criteria and Strategies. International Renewable Energy Agency (IRENA).

Izoret, Laurent; Pernin, Thomas; Potier, Jean-Marc; Torrenti, Jean-Michel (2023): Impact of Industrial Application of Fast Carbonation of Recycled Concrete Aggregates. In *Applied Sciences* 13 (2), p. 849. DOI: 10.3390/app13020849.

Janda, Karel; Sajdikova, Lucia (2022): Institutional Description of the European Green Deal Investment Plan Framework. ZBW – Leibniz Information Centre for Economics. Kiel, Hamburg. Available online at <https://www.econstor.eu/bitstream/10419/261280/1/GDFrame01.pdf>, checked on 12/28/2022.

Jensen, Mark (2015): Energy process enabled by cryogenic carbon capture, PhD dissertation. Available online at <https://scholarsarchive.byu.edu/etd/5711>, checked on 1/3/2023.

Kaliyavaradhan, S. K.; Ling, T. C. (2017): Potential of CO₂ sequestration through construction and demolition (C&D) waste—An overview. In *Journal of CO₂ Utilization* 20, pp. 234–242. DOI: 10.1016/j.jcou.2017.05.014.

Kaschke, Tobias (2021): Oxyfuel-Verfahren (C14C - cement innovation for climate). Available online at <https://catch4climate.com/wp-content/uploads/2022/02/Vortrag-Oxyfuel-Verfahren.pdf>, checked on 12/28/2022.

Kearns, David; Liu, Harry; Consoli, Chris (2021): Technology readiness and costs of CCS. Available online at <https://www.globalccsinstitute.com/wp-content/uploads/2021/03/Technology-Readiness-and-Costs-for-CCS-2021-1.pdf>, checked on 1/11/2023.

Keshavarz, Amineh; Ebrahimzadeh Sarvestani, Maryam; Rahimpour, Mohammad Reza (2019): Cryogenic CO₂ Capture. In Inamuddin, Abdullah M. Asiri, Eric Lichtfouse (Eds.): *Sustainable Agriculture Reviews* 38, vol. 38. Cham: Springer International Publishing (Sustainable Agriculture Reviews), pp. 251–277.


Ketzin (2022): Pilot site Ketzin. Available online at <https://www.co2ketzin.de/en/pilot-site-ketzin/summary>, checked on 1/5/2023.

Kitscha, Daniel (2022): EU support for CCUS deployments: The Innovation Fund. Available online at https://bcforum.net/presentations2022/1-2-Daniel_Kitscha_EC_CCUS_funding_support_under_the_Innovation_Fund.pdf, checked on 12/28/2022.

Knudsen, J. C.; Phillips, D.; Aasen, E. Y.; Valen, H. (2022): Carbon capture and storage (CCS) in Norway: Experiences and challenges from within. In *OIES Forum* Issue 130.

Kogut, Krzysztof; Górecki, Jerzy; Burmistrz, Piotr (2021): Opportunities for reducing mercury emissions in the cement industry. In *Journal of Cleaner Production* 293, p. 126053. DOI: 10.1016/j.jclepro.2021.126053.

Kolster, Clea; Mechleri, E.; Krevor, Sam; Mac Dowell, Niall (2017): The role of CO₂ purification and transport networks in carbon capture and storage cost reduction. In *International Journal of Greenhouse Gas Control* 58, pp. 127–141. DOI: 10.1016/j.ijggc.2017.01.014.



Konstantina, Perloriadi; Konstantinos, Atsonios; Aristeidis, Nikolopoulos; Konstantinos, Intzes; Giorgos, Dimitriadis; Nikos, Nikolopoulos (2021): Process integration of indirectly heated carbonate looping in lime plant for enhanced CO₂ capture. Available online at <https://sintef.brage.unit.no/sintef-xmlui/bitstream/handle/11250/2787315/Process%20Integration%20of%20Indirectly%20Heated%20Carbonate%20Looping%20in%20Lime%20Plant%20for%20Enhanced%20CO2%20Capture.pdf?sequence=1&isAllowed=y>, checked on 1/22/2023.

Kroumian, Cynthia; Fleiger, Kristina; Veckenstedt, Ines; Voldsund, Mari; Cavalett, Otávio; Roussanaly, Simon et al. (2021): Description of the Work and Preliminary Results of the Ac2ocem Project in Facilitating Carbon Capture Technology in the Cement Industry Using Oxyfuel Combustion. Available online at <https://hdl.handle.net/11250/2785903>, checked on 12/28/2022.

LEILAC (2020): LEILAC: capturing unavoidable CO₂ process emissions in the cement and lime industries. Available online at <https://www.ccsassociation.org/resources/download/?id=1581>, checked on 1/11/2023.

LEILAC (2021a): LEILAC technology roadmap to 2050 - A cost-effective path to carbon-neutral industrial production. Available online at <http://calix.global/wp-content/uploads/2021/10/LEILAC-Roadmap-2021.pdf>, checked on 1/11/2023.

LEILAC (2021b): Techno-economics report summary - A cost-effective path to carbon-neutral industrial production. Available online at <https://calix.global/wp-content/uploads/2021/10/LEILAC-Techno-economic-Summary-2021.pdf>, checked on 1/11/2023.

LEILAC (2022): Low Emissions Intensity Lime and Cement (LEILAC): LEILAC 2. Available online at <https://www.leilac.com/project-leilac-2/>, checked on 1/5/2023.

Lena, E. de; Spinelli, M.; Romano, M. C. (2018): CO₂ capture in cement plants by “Tail-End” Calcium Looping process. In *Energy Procedia* 148, pp. 186–193. DOI: 10.1016/j.egypro.2018.08.049.

Lena, Edoardo de; Spinelli, Maurizio; Gatti, Manuele; Scaccabarozzi, Roberto; Campanari, Stefano; Consonni, Stefano et al. (2019): Techno-economic analysis of calcium looping processes for low CO₂ emission cement plants. In *International Journal of Greenhouse Gas Control* 82, pp. 244–260. DOI: 10.1016/j.ijggc.2019.01.005.


Lepic, Bojan (2021): Norway to launch \$2.7 billion Longship carbon capture and storage project. Available online at <https://www.offshore-energy.biz/norway-to-launch-27-billion-longship-carbon-capture-and-storage-project/>, checked on 1/4/2023.

Liu, Bingcheng; Yang, Xuan; Chiang, Pen-Chi; Wang, Ting (2020): Energy Consumption Analysis of Cryogenic-membrane Hybrid Process for CO₂ Capture from CO₂-EOR Extraction Gas. In *Aerosol Air Qual. Res.* 20 (4), pp. 820–832. DOI: 10.4209/aaqr.2020.02.0047.

Magli, Francesco (2021): Integrated calcium looping technology for the cement industry and status of CLEANKER pilot plant. Workshop on the development of efficient CO₂ capture technologies for cement and lime industries. Available online at <https://act-anica.eu/wp-content/uploads/2021/10/Magli-Buzzi-Unicem.pdf>, checked on 12/22/2022.

Maier, Jörg (2019): Accelerating carbon capture using oxyfuel technology in cement production - AC²OCem. Available online at <https://static1.squarespace.com/static/5672ab009cad60e553e3529/t/5dd2e47558983f13f1ba167b/1574102144002/AC2OCem.pdf>, checked on 1/12/2023.

Marcu, Andrei; López Hernández, Juan Fernando; Fernandez, Antonio; Vollmer, Anita; Bartosik, Angelina (2022): Funding mechanisms under the revised EU ETS and Social Climate Fund. Available online at <https://ercst.org/funding-mechanisms-under-the-revised-eu-ets-and-social-climate-fund/>, checked on 12/28/2022.



Mirza, Nouman; Kearns, David (2022): (Technical report) State of the art: CCS technologies 2022 (Global CCS Institute). Available online at <https://www.globalccsinstitute.com/wp-content/uploads/2022/05/State-of-the-Art-CCS-Technologies-2022.pdf>, checked on 12/29/2022.

Monkman, G. S.; Sandberg, P. J.; Cail, K.; Forgeron, D. P.; MacDonald, M. (2018): Methods and compositions for treatment of concrete wash water. World Intellectual Property Organization (International Publication Number WO 2018/232507 A1).

Monkman, S.; Cail, K. (2019): Waste CO₂ upcycling as a means to improve ready mixed concrete sustainability. In *15th International Congress on the Chemistry of Cement*.

Monkman, Sean; MacDonald, Mark (2017): On carbon dioxide utilization as a means to improve the sustainability of ready-mixed concrete. In *Journal of Cleaner Production* 167, pp. 365–375. DOI: 10.1016/j.jclepro.2017.08.194.

Monkman, Sean; Thomas, Mike (2021): Circular CO₂ Utilization Strategies for More Sustainable Concrete 35, pp. 1–10. DOI: 10.1007/978-3-030-76543-9_1.

Moreno, Joseba; Hornberger, Matthias; Schmid, Max; Scheffknecht, Günter (2021): Part-Load Operation of a Novel Calcium Looping System for Flexible CO₂ Capture in Coal-Fired Power Plants. In *Ind. Eng. Chem. Res.* 60 (19), pp. 7320–7330. DOI: 10.1021/acs.iecr.1c00155.

Murugan, Arul; Brown, Richard J. C.; Wilmot, Robbie; Hussain, Delwar; Bartlett, Sam; Brewer, Paul J. et al. (2020): Performing Quality Assurance of Carbon Dioxide for Carbon Capture and Storage. In *C* 6 (4), p. 76. DOI: 10.3390/c6040076.

Neuhoff, K. (2005): Large-Scale Deployment of Renewables for Electricity Generation. In *Oxford Review of Economic Policy* 21 (1), pp. 88–110. DOI: 10.1093/oxrep/gri005.

NMPE (2020): Meld. St. 33 (2019–2020) Report to the Storting (white paper): Longship - Carbon capture and storage (NMPE - The Norwegian Ministry of Petroleum and Energy). Available online at <https://www.regjeringen.no/contentassets/943cb244091d4b2fb3782f395d69b05b/en-gb/pdfs/stm201920200033000engpdfs.pdf>, checked on 1/4/2023.

NMPE (2021): Questions and answers about the Longship project (NMPE - The Norwegian Ministry of Petroleum and Energy). Available online at <https://www.regjeringen.no/en/topics/energy/landings sider/ny-side/sporsmal-og-svar-om-langskip-prosjektet/id2863902/?expand=factbox2864133>, checked on 1/4/2023.


Nuñez-Jimenez, Alejandro; Knoeri, Christof; Hoppmann, Joern; Hoffmann, Volker H. (2022): Beyond innovation and deployment: Modeling the impact of technology-push and demand-pull policies in Germany's solar policy mix. In *Research Policy* 51 (10), p. 104585. DOI: 10.1016/j.respol.2022.104585.

Olfe-Kräutlein, Barbara; Strunge, Till; Chanin, Anna (2021): Push or Pull? Policy Barriers and Incentives to the Development and Deployment of CO₂ Utilization, in Particular CO₂ Mineralization. In *Front. Energy Res.* 9, Article 742709. DOI: 10.3389/fenrg.2021.742709.

Ortiz, C.; Chacartegui, R.; Valverde, J. M.; Becerra, J. A.; Perez-Maqueda, L. A. (2015): A new model of the carbonator reactor in the calcium looping technology for post-combustion CO₂ capture. In *Fuel* 160, pp. 328–338. DOI: 10.1016/j.fuel.2015.07.095.

Ostovari, Hesam; Müller, Leonard; Skocek, Jan; Bardow, André (2021): From Unavoidable CO₂ Source to CO₂ Sink? A Cement Industry Based on CO₂ Mineralization. In *Environmental science & technology* 55 (8), pp. 5212–5223. DOI: 10.1021/acs.est.0c07599.

OWD (2020): CO₂ and greenhouse gas emissions. Available online at <https://ourworldindata.org/co2-and-other-greenhouse-gas-emissions>, checked on 1/14/2022.



Palma, Carolina Font (2020): Cryogenic carbon capture: Update on CO₂-FROST project. Available online at https://ukccsrc.ac.uk/wp-content/uploads/2020/09/Cryogenic-carbon-capture_UKCCSRC_CFP.pdf, checked on 1/3/2023.

Panja, Palash; McPherson, Brian; Deo, Milind (2022): Techno-Economic Analysis of Amine-based CO₂ Capture Technology: Hunter Plant Case Study. In *Carbon Capture Science & Technology* 3, p. 100041. DOI: 10.1016/j.ccst.2022.100041.

Park, Youngjune; Lin, Kun-Yi Andrew; Park, Ah-Hyung Alissa; Petit, Camille (2015): Recent Advances in Anhydrous Solvents for CO₂ Capture: Ionic Liquids, Switchable Solvents, and Nanoparticle Organic Hybrid Materials. In *Front. Energy Res.* 3. DOI: 10.3389/fenrg.2015.00042.

Perejón, Antonio; Romeo, Luis M.; Lara, Yolanda; Lisbona, Pilar; Martínez, Ana; Valverde, Jose Manuel (2016): The Calcium-Looping technology for CO₂ capture: On the important roles of energy integration and sorbent behavior. In *Applied Energy* 162, pp. 787–807. DOI: 10.1016/j.apenergy.2015.10.121.

Pikkarainen, Toni; Saastamoinen, Jaakko; Saastamoinen, Heidi; Leino, Timo; Tourunen, Antti (2014): Development of 2nd Generation Oxyfuel CFB Technology – Small Scale Combustion Experiments and Model Development Under High Oxygen Concentrations. In *Energy Procedia* 63, pp. 372–385. DOI: 10.1016/j.egypro.2014.11.040.

RECODE (2020): Conversion of CO₂ into nanoCaCO₃ - a step towards a CO₂ circular economy. Available online at https://recodeh2020.eu/images/Fact_sheets/CO2-CaCO3.pdf, checked on 1/17/2023.

RECODE (2022a): Deliverables and publications. Available online at <https://recodeh2020.eu/results/deliverables-and-publications>, checked on 1/17/2023.

RECODE (2022b): Recycling carbon dioxide in the cement industry to produce added-value additives: a step towards a CO₂ circular economy. Available online at <https://recodeh2020.eu/>, checked on 1/17/2023.

Reddy, Krishna R.; Gopakumar, Archana; Chetri, Jyoti K. (2019): Critical review of applications of iron and steel slags for carbon sequestration and environmental remediation. In *Rev Environ Sci Biotechnol* 18 (1), pp. 127–152. DOI: 10.1007/s11157-018-09490-w.

Rochelle, Gary T. (2009): Amine scrubbing for CO₂ capture. In *Science (New York, N.Y.)* 325 (5948), pp. 1652–1654. DOI: 10.1126/science.1176731.


Rodrigues, Guillaume; Raventos, Martin; Dubettier, Richard; Ruban, Sidonie (2021): Adsorption Assisted Cryogenic Carbon Capture: an Alternate Path to Steam Driven Technologies to Decrease Cost and Carbon Footprint. In *SSRN Journal*. DOI: 10.2139/ssrn.3820744.

Rolfe, A.; Rezvani, S.; Franco, F.; Brandoni, C.; Priall, O.; Hewitt, N.; Huang, Y. (2022): Indirectly Heated Calcium Carbonate Looping - Reducing CO₂ Emissions from Lime Plants. A Techno-economic and Environmental Assessment.

Romano, Matteo C.; Spinelli, Maurizio; Campanari, Stefano; Consonni, Stefano; Cinti, Giovanni; Marchi, Maurizio; Borgarello, Enrico (2013): The Calcium Looping Process for Low CO₂ Emission Cement and Power. In *Energy Procedia* 37, pp. 7091–7099. DOI: 10.1016/j.egypro.2013.06.645.

Rubin, E. S.; Berghout, Niels; Booras, George; Fout, Timothy; Garcia, Monica; Nazir, Shareq Mohd et al. (2021): Toward Improved Cost Guidelines for Advanced Low-carbon Technologies. In *SSRN Journal*. DOI: 10.2139/ssrn.3818896.

Rubin, Edward S. (2019): Improving cost estimates for advanced low-carbon power plants. In *International Journal of Greenhouse Gas Control* 88, pp. 1–9. DOI: 10.1016/j.ijggc.2019.05.019.



Sanna, Aimaro; Hall, Matthew R.; Maroto-Valer, Mercedes (2012): Post-processing pathways in carbon capture and storage by mineral carbonation (CCSM) towards the introduction of carbon neutral materials. In *Energy Environ. Sci.* 5 (7), p. 7781. DOI: 10.1039/c2ee03455g.

Sceats, Mark (2017): Direct separation technology for capturing process CO₂ emissions. Available online at https://ecra-online.org/fileadmin/ecra/media/ECRA-CEMCAP_Workshop_2017/Presentations/10_Direct_Separation_Technology_M-Sceats.pdf, checked on 1/11/2023.

Schmitt, Dirk (2020): Calcium Carbonation for industrial use of CO₂. Available online at <https://co2-utilization.net/en/projects/co2-mineralization/c2inco2/interview-english/>, checked on 1/12/2023.

Schorcht, F.; Kourti, I.; Scalet, B. M.; Roudier, S.; Sancho, L. D. (2013): Best Available Techniques (BAT) reference document for the production of cement, lime and magnesium oxide - Industrial emissions directive 2010/75/EU (Integrated pollution prevention and control).

SCI4climate.NRW (2022): SCI4climate.NRW. Available online at Retrieved from <https://www.energy4climate.nrw/industrie-produktion/in4climatenrw/sci4climatenrw>, checked on 10/13/2022.

Sereng, marie; Djerbi, Assia; Metalssi, Othman Omikrine; Dangla, Patrick; Torrenti, Jean-Michel (2021): Improvement of Recycled Aggregates Properties by Means of CO₂ Uptake. In *Applied Sciences* 11 (14), p. 6571. DOI: 10.3390/app11146571.

Sereng, marie; Djerbi, Assia; Omikrine Metalssi, Othman; Dangla, Patrick; Torrenti, Jean-Michel (2020): Accelerated carbonation of recycled concrete aggregates. Available online at https://www.researchgate.net/publication/352366234_Accelerated_carbonation_of_recycled_concrete_aggregates, checked on 1/18/2023.

Sessa, Filippo; Kounina, Anna (2019): Screening environmental LCA of the CLEANKER technology: WP6-Deliverable D6.4. Available online at <https://ec.europa.eu/research/participants/documents/downloadPublic?documentIds=080166e5c7de66fd&appId=PPGMS>, checked on 1/29/2023.

Shogenova, Alla; Shogenov, Kazbulat; Ivask, Jüri; Habicht, Glea; Gastaldi, Daniela; Pellegrino, Guido (2021): Integration of Buzzi and Heidelberg Cement Plants Into the First Operating and Planned CCUS Cluster Projects Worldwide, Using CLEANKER Project GIS Database. In *SSRN Journal*. DOI: 10.2139/ssrn.3813982.


Shogenova, Alla; Shogenov, Kazbulat; Mariani, Martina; Gastaldi, Daniela; Pellegrino, Guido: North Italian Ccs Scenario for the Cement Industry. In *Chemical Engineering Transactions* 96, pp. 115–120. DOI: 10.3303/CET2296020.

Skocek, J.; Zajac, M.; Ben Haha, M. (2020): Carbon Capture and Utilization by mineralization of cement pastes derived from recycled concrete. In *Scientific reports* 10 (1), p. 5614. DOI: 10.1038/s41598-020-62503-z.

Ströhle, Jochen (2020): Introducing ANICA. Available online at https://act-anica.eu/wp-content/uploads/2020/04/ANICA_Newsletter-01_v05.pdf, checked on 1/22/2023.

Ströhle, Jochen; Hofmann, Carina; Greco-Coppi, Martin; Epple, Bernd (2021): CO₂ capture from lime and cement plants using an indirectly heated carbonate looping process - The ANICA project. Available online at <https://sintef.brage.unit.no/sintef-xmlui/bitstream/handle/11250/2787321/CO2%20Capture%20from%20Lime%20and%20Cement%20Plants%20Using%20an%20Indirectly%20Heated%20Carbonate%20Looping%20Process%20%E2%80%93%20the%20Anica%20Project.pdf?sequence=1>, checked on 1/22/2023.

Strunge, Till (2021): The Costs of CO₂ Carbonation in the Cement Industry. Available online at <https://hdl.handle.net/11250/2786896>, checked on 1/18/2023.



Strunge, Till; Naims, Henriette; Ostovari, Hesam; Olfe-Kräutlein, Barbara (2022a): Priorities for supporting emission reduction technologies in the cement sector – A multi-criteria decision analysis of CO₂ mineralisation. In *Journal of Cleaner Production* 340, p. 130712. DOI: 10.1016/j.jclepro.2022.130712.

Strunge, Till; Renforth, Phil; van der Spek, Mijndert (2022b): Towards a business case for CO₂ mineralisation in the cement industry. In *Commun Earth Environ* 3 (1). DOI: 10.1038/s43247-022-00390-0.

Theis, Joel (2019): Quality Guidelines for Energy Systems Studies: Cost Estimation Methodology for NETL Assessments of Power Plant Performance. Available online at https://www.netl.doe.gov/projects/files/QGESSCostEstMethodforNETLAssessmentsofPowerPlantPerformance_022621.pdf, checked on 1/4/2023.

Thormann, Jürgen (2021): Informations-Forum catch4climate. Available online at <https://catch4climate.com/wp-content/uploads/2022/02/Vortrag-Herr-Thormann-Informationsforum.pdf>, checked on 12/28/2022.

ThyssenKrupp (2022): thyssenkrupp Polysius - driving the industrial transformation. Available online at <https://www.thyssenkrupp-polysius.com/>, checked on 1/19/2023.

Torrenti, Jean Michel; Amiri, Ouali; Barnes-Davin, Laury; Bougrain, Frédéric; Braymand, Sandrine; Cazacliu, Bogdan et al. (2022): The FastCarb project: Taking advantage of the accelerated carbonation of recycled concrete aggregates. In *Case Studies in Construction Materials* 17, e01349. DOI: 10.1016/j.cscm.2022.e01349.

Trendafilova, Petya (2022): EU Innovation Fund's Winner ANRAV Project Is The First Carbon Capture Hub On The Balkans. Available online at <https://carbonherald.com/eu-innovation-funds-winner-anrav-project-is-the-first-carbon-capture-hub-on-the-balkans/>, checked on 12/28/2022.

Valverde, J. M.; Sanchez-Jimenez, P. E.; Perez-Maqueda, L. A. (2014): Role of precalcination and regeneration conditions on postcombustion CO₂ capture in the Ca-looping technology. In *Applied Energy* 136, pp. 347–356. DOI: 10.1016/j.apenergy.2014.09.052.

VDZ (2018): Umweltdaten der deutschen Zementindustrie. Der Verein Deutscher Zementwerke e.V.

VDZ (2022): AC²OCem - Beschleunigung der CO₂-Abscheidung mit der Oxyfuel-Technologie in der Zementproduktion. Available online at <https://www.vdz-online.de/wissensportal/forschungsprojekte/ac2ocem-beschleunigung-der-co2-abscheidung-mit-der-oxyfuel-technologie-in-der-zementproduktion>, checked on 12/28/2022.


Voldsund, Mari; Gardarsdottir, Stefania; Lena, Edoardo de; Pérez-Calvo, José-Francisco; Jamali, Armin; Berstad, David et al. (2019): Comparison of Technologies for CO₂ Capture from Cement Production—Part 1: Technical Evaluation. In *Energies* 12 (3), p. 559. DOI: 10.3390/en12030559.

Volosund, Mari; Ditaranto, Mario; Bakken, Jørn; Kroumian, Cynthia; Meier, Jörg (2021): Second-generation oxyfuel technology: Accelerating CCS in the cement industry. Available online at <https://blog.sintef.com/sintefenergy/second-generation-oxyfuel-technology-accelerating-ccs-in-the-cement-industry/>, checked on 12/28/2022.

Westküste (2022): Sektorenkopplung komplett: Grüner Wasserstoff und Dekarbonisierung im industriellen Maßstab. Available online at <https://www.westkueste100.de/>, checked on 1/19/2023.


Wiesenthal T; Dowling P; Morbee J; Thiel C; Schade B; Russ HP et al. (2012): Technology Learning Curves for Energy Policy Support. Scientific analysis or review, Policy assessment. In 1018-5593 (LD-NA-25471-EN-C (print), LD-NA-25471-EN-N (online)). DOI: 10.2790/59351.

Winskell, Jakob (2021): LEILAC-1 study concludes – and puts a price tag on carbon capture. Available online at <https://www.globalcement.com/news/item/13130-leilac-1-study-concludes-and-puts-a-price-tag-on-carbon-capture>, checked on 1/11/2023.



Yörük, Can Rüstü; Uibu, Mai; Usta, Mustafa Cem; Kaljuvee, Tiit; Trikkel, Andres (2020): CO2 mineralization by burnt oil shale and cement bypass dust: effect of operating temperature and pre-treatment. In *J Therm Anal Calorim* 142 (2), pp. 991–999. DOI: 10.1007/s10973-020-09349-9.

Zhan, B.; Poon, C. S.; Liu, Q.; Kou, S. (2013): Experimental study on CO2 curing for enhancement of recycled aggregate properties. In *SCMT3 Third International Conference on Sustainable Construction Materials and Technologies*.



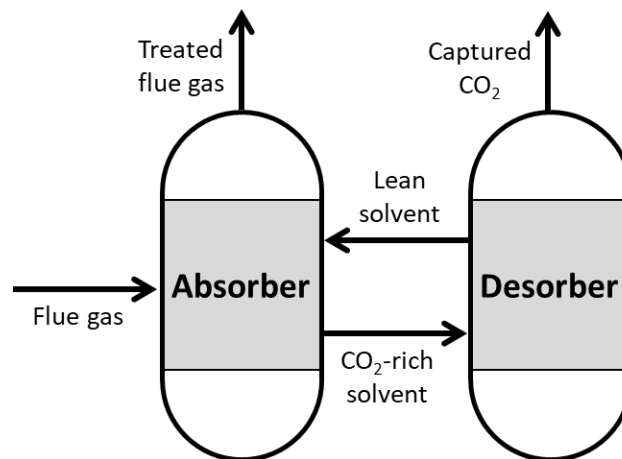
Annex

A brief technical background on carbon capture and CCU technologies

Amine scrubbing & Chilled ammonia

The amine scrubbing and chilled ammonia technologies capture CO₂ by chemical absorption, which is based on the different solubility between the CO₂ and the other flue gas components. Herein, the CO₂ reacts with the solvent (e.g. monoethanolamine) and the rest of flue gas leaves the absorber. Afterwards, the CO₂-rich solvent is sent to the desorber for heat regeneration, and the pure CO₂ stream can then be acquired (Figure 1A). The amine scrubbing technology has a high maturity level as it has been already in use for decades. The technology has been used for CO₂ capture from hydrogen and natural gas since the 1930s (Rochelle 2009). The notion of using it for capturing the CO₂ from the flue gas has evolved in the 1970s, basically for commercial applications, i.e. Enhance Oil Recovery (EOR) (Fang and Zhu 2016). Some CO₂-EOR projects in North America are currently supplied by CO₂ captured by Amine scrubbing from an industrial flue gas (Panja et al. 2022). However, the technology is costly and associated with drawbacks such as costs, high energy consumption, corrosion and degradation (Park et al. 2015). Variations of concept and technology are being investigated in order to achieve cost reductions and avoid the technical problems.


Figure 1A. Amine scrubbing carbon capture process



Source: based on Abu-Zahra et al. (2016); Fang and Zhu (2016)

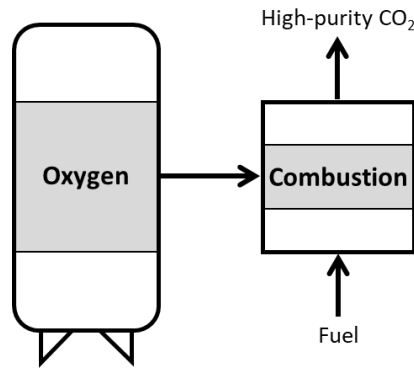
Oxyfuel combustion

The combustion process is normally performed using air, which results in low concentrations of CO₂ in the flue gas. Contrariwise, the oxyfuel technology is based on carrying out the combustion process with oxygen, which yields a high-concentration CO₂ stream (Figure 2A). In contrast to the post-combustion technologies, the oxyfuel technology is an integrated technology, which necessitates some alterations in the cement kiln. According to (Anantharaman et al. 2018), no additional fuel consumption is needed after converting the kiln to oxyfuel combustion. Also, several components of the conventional cement plant can still be used for the retrofitted plant. The main additional components are the Air Separation Unit (ASU) and the auxiliary equipment needed for providing the oxygen to the burners. Also, as the oxyfuel technology yield a CO₂ stream with a relatively low purity (Murugan et al. 2020), an additional compression and purification unit (CPU) would be needed (based on the required purity for transportation and storage) (Kolster et al. 2017). The technology is also subject to modifications and updates in order to improve the performance. For example, while the oxygen is normally mixed with the flue gas in the conventional version of the oxyfuel technology (so called first-generation), a pure oxygen



stream will be employed in the second-generation, which can lead to higher efficiency and cost savings (Volosund et al. 2021; Kroumian et al. 2021; Pikkarainen et al. 2014).

Figure 2A. Oxyfuel combustion

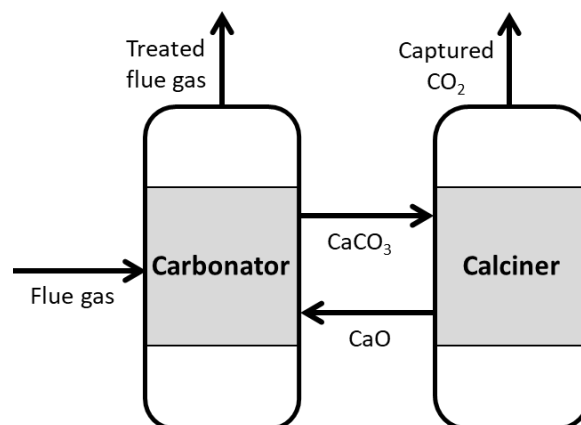


Source: Author's own visualisation


Calcium Looping

The concept of calcium looping carbon capture is based on the chemical reactions of carbonation and calcination ($\text{CaCO}_3 \leftrightarrow \text{CaO} + \text{CO}_2$). As shown in Figure 3A, the flue gas firstly enters the carbonation chamber (carbonator), where the carbon dioxide in the flue gas reacts with the calcium oxides and forms stable calcium carbonates ($\text{CaO} + \text{CO}_2 \rightarrow \text{CaCO}_3$) (600-700 degree) (Valverde et al. 2014). The treated flue gas is then released to the atmosphere and the calcium carbonates are then transferred to the calcination chamber (calciner) (900 degree). The calcium carbonates are then calcined to generate a pure carbon dioxide stream and calcium oxide, which is then transferred again to the carbonator to act as a CO_2 -sorbent. The technology can be designed in two configurations; tail-end or integrated. While the calciner module is integrated into the cement production process (i.e. in the main calciner system) in the integrated version, the tail-end configuration does not require any retrofitting as the technology deal with the flue gas from the kiln. However, the later configuration has a lower energy efficiency. Similar to the other capture technologies, different operating conditions and parameters are being investigated (Ortiz et al. 2015; Diego et al. 2016; Arias et al. 2017; Lena et al. 2018; Hornberger et al. 2021; Moreno et al. 2021). For example, some studies suggest different sorbents (e.g. dolomite), due to their superior performance (Perejón et al. 2016). The integration of calcium looping with oxyfuel combustion has been also investigated in order to capture more carbon dioxide (Arias et al. 2018; Anantharaman et al. 2018).

Figure 3A. The calcium looping technology



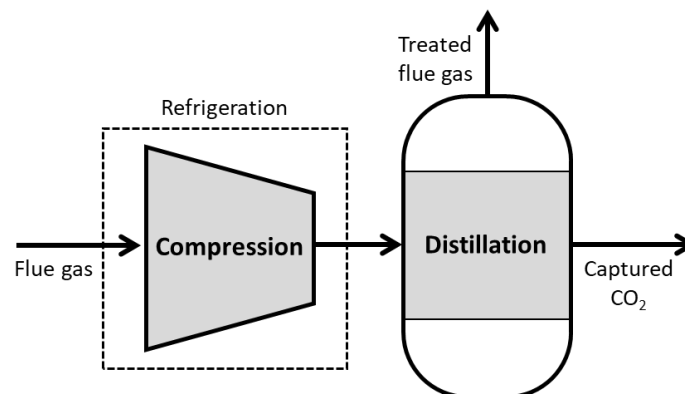
Source: based on Romano et al. (2013); Lena et al. (2018); Arias et al. (2017)



Cryogenic Carbon Capture & Membrane-assisted CO₂ Liquefaction:

The cryogenic carbon capture is a post-combustion technology based on physical separation at low temperatures (Font-Palma et al. 2021). Herein, the different boiling points of the flue gas components are used to segregate the CO₂ stream in a phase different than the other gases (liquid or solid). The flue gas is first pretreated and then refrigerated at very low temperatures (−100°C:−135°C). Accordingly, the CO₂ will be transformed to the solid phase and can be separated from the flue gas (Figure 4A). The capture efficiency can be controlled by varying the parameters (e.g. temperature and pressure). As the process involves several cooling and warming cycles, the energy efficiency can be increased by using heat exchangers. There are various configurations and designs in the literature, each claims a superior performance (Liu et al. 2020; Hoeger et al. 2021; Keshavarz et al. 2019; Baxter et al. 2018; Baxter et al. 2009). Besides cryogenic carbon capture, membrane-assisted CO₂-liquefaction is also a capture method that uses low temperatures and phase separation (Bouma et al. 2017). Herein, the membranes are firstly used to yield a CO₂ stream in a moderate concentration (Baker et al. 2018). In the second step, a coldbox is used to cool this stream down to −54° C, which is then send to a vapour-liquid separator to accomplish the CO₂ capture process (Anantharaman et al. 2018).

Figure 4A. Cryogenic carbon capture



Source: based on Liu et al. (2020); Hoeger et al. (2021); Keshavarz et al. (2019); Baxter et al. (2018); Baxter et al. (2009)

Direct separation

While the preceding technologies capture the CO₂ from the flue gas, the concept of direct separation is quite unique as it is based on capturing the process CO₂ before it is diluted. In order to achieve that, the technology is designed to carry out the calcination process indirectly in an isolated environment (LEILAC 2021a). As shown in Figure 5A, the calcination tube is heated from the outside surface. In the first version of the technology, natural gas burners have been used as an energy source. While the raw meal or limestone passes through the tube from top to down, the calcination process is executed via radiative and conductive heat transfer (Hills et al. 2017). Eventually, the calcined materials can be collected from the bottom and the high-concentration CO₂ can be collected at the top. As the technology is relatively uncomplex and does not need additional energy to separate the CO₂ from the flue gas, it is claimed to have low energy penalty, and lower OPEX and CAPEX than other carbon capture technologies (LEILAC 2021b). However, it should be highlighted that the technology can only capture the process emissions. Therefore, the rest of the emissions (i.e. fuel emissions) still need to be captured by other techniques. According to (LEILAC 2020), these remaining fuel emissions can be eliminated via electrification or using renewable fuels. An ambitious goal could be also using biomass as energy input along with other post-combustion capture technologies, which can result in negative emissions. As will be discussed later, only one pilot project has been carried out, which was an important milestone to address some doubts and challenges such as the steel stability and performance at high temperatures (approximately 1000°C) (Sceats 2017), energy consumption, process and safety (Winskell 2021).


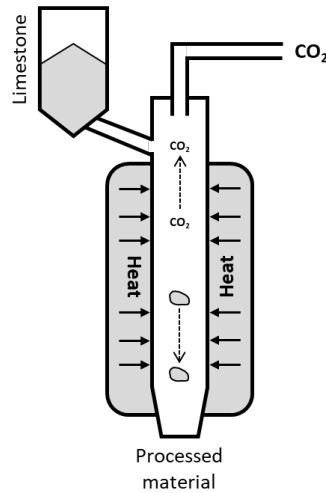


Figure 5A. The LEILAC technology

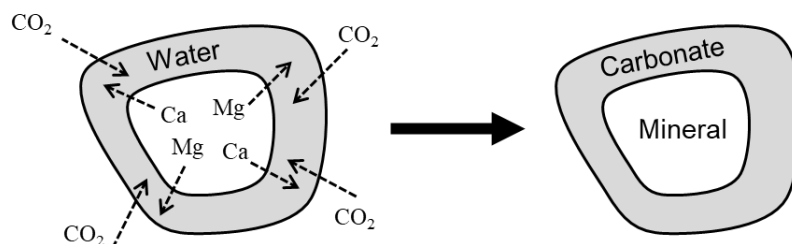


Source: based on LEILAC (2021a); Hills et al. (2017)

Carbonation & Mineralization

Besides geological storage, some alternatives can be also used for permanent carbon sequestration. Carbonation and mineralization are two sequestration techniques that make use of the oxides in the cementitious materials and natural minerals, respectively. Similar to the calcium looping technology, this process is the reverse of calcination ($M^+O + CO_2 \rightarrow M^+CO_3$). The reaction of concrete compounds (e.g. CSH and CAH) with CO_2 in an aqueous environment results in carbonates, which are stable compounds (Kaliyavaradhan and Ling 2017). Similarly, natural minerals such as serpentine, olivine and wollastonite also contain oxides, which can react with CO_2 and yield carbonates (Figure 6A) (Sanna et al. 2012; Gerdemann et al. 2007). Similar to the preceding technologies, the literature contains various versions and designs of the process (e.g. static and dynamic) (Iizuka et al. 2004; Iizuka et al. 2013; Zhan et al. 2013; Skocek et al. 2020). The main components are the curing chamber, where the reaction takes place, and some auxiliary equipment such as tanks and controllers. Herein, the CO_2 sequestration capacity depends on the properties of the material to be carbonated (e.g. cement content and surface area) and the curing conditions (e.g. temperature, pressure and humidity). The described principle is quite analogous for the minerals, concrete waste and precast concrete, which has been so far investigated on lab and pilot scales. In terms of ready-mix concrete (RMC), there are already some industrial applications based on another concept. The technology of CarbonCure depends on adding a small amount of CO_2 to the concrete, which result in a nano-scale carbonation. As a result, the concrete properties are improved and less cement is needed (Monkman and MacDonald 2017; Monkman and Cail 2019). Additionally, the concrete wash water is carbonated and can be added to the concrete. Combinedly, both effects (i.e. cement savings and CO_2 sequestration) result in lower carbon footprint (Monkman et al. 2018; Monkman and Thomas 2021).

Figure 6A. Mineralization/carbonation process



Source: based on Reddy et al. (2019)