

Hofmeier, Jana; Strang, Louis Mick

Working Paper

Image concerns and the dynamics of prosocial behavior

ECONtribute Discussion Paper, No. 237

Provided in Cooperation with:

Reinhard Selten Institute (RSI), University of Bonn and University of Cologne

Suggested Citation: Hofmeier, Jana; Strang, Louis Mick (2023) : Image concerns and the dynamics of prosocial behavior, ECONtribute Discussion Paper, No. 237, University of Bonn and University of Cologne, Reinhard Selten Institute (RSI), Bonn and Cologne

This Version is available at:

<https://hdl.handle.net/10419/278512>

Standard-Nutzungsbedingungen:

Die Dokumente auf EconStor dürfen zu eigenen wissenschaftlichen Zwecken und zum Privatgebrauch gespeichert und kopiert werden.

Sie dürfen die Dokumente nicht für öffentliche oder kommerzielle Zwecke vervielfältigen, öffentlich ausstellen, öffentlich zugänglich machen, vertreiben oder anderweitig nutzen.

Sofern die Verfasser die Dokumente unter Open-Content-Lizenzen (insbesondere CC-Lizenzen) zur Verfügung gestellt haben sollten, gelten abweichend von diesen Nutzungsbedingungen die in der dort genannten Lizenz gewährten Nutzungsrechte.

Terms of use:

Documents in EconStor may be saved and copied for your personal and scholarly purposes.

You are not to copy documents for public or commercial purposes, to exhibit the documents publicly, to make them publicly available on the internet, or to distribute or otherwise use the documents in public.

If the documents have been made available under an Open Content Licence (especially Creative Commons Licences), you may exercise further usage rights as specified in the indicated licence.

ECONtribute
Discussion Paper No. 237

**Image Concerns and the Dynamics of
Prosocial Behavior**

Jana Hofmeier

Louis Strang

June 2023

www.econtribute.de



Image Concerns and the Dynamics of Prosocial Behavior^{*}

Jana Hofmeier^a and Louis Strang^b

^a *University of Bonn*

^b *University of Cologne*

This version: June 1, 2023

Abstract

This paper studies the dynamic effect of observability on prosocial behavior. We hypothesize a twofold positive effect. First, people should act more prosocially when being observed. Second, this increased level of prosociality should motivate an ongoing elevated altruistic attitude, in accordance with the concept of altruistic capital formation. We test our predictions running two experiments in which subjects make a first donation decision either observed or anonymously. Subsequently, all subjects face a second anonymous donation decision. In general, we observe high rates of altruistic behavior. However, we find only weak positive effects of observability on first-stage prosocial behavior and no effects on second-stage prosocial behavior.

Keywords: Prosocial Behavior, Donation, Moral Licensing, Altruistic Capital, Social preferences, Lab experiment

JEL-Classification: C91, D64

* Corresponding author: Louis Strang, strang@wiso.uni-koeln.de. We thank Thomas Dohmen, Lorenz Goette, Lukas Kiessling, Sebastian Kube, Thomas Neuber, Sebastian Schaube, and Frederik Schwerter for numerous helpful comments and feedback. This work was funded by the Deutsche Forschungsgemeinschaft (DFG, German Research Foundation) under Germany's Excellence Strategy – EXC 2126/1–390838866. Funding by the German Research Foundation (DFG) through CRC TR 224 (Project A01) is gratefully acknowledged.

1 Introduction

Prosocial behavior is a pervasive facet of human interactions. Humans volunteer, give money to charities, donate blood, and help friends as well as strangers. All of these activities evoke personal costs but people are nonetheless willing to make sacrifices to increase social welfare (Charness and Rabin, 2002). Such behavior is often understood to reflect social preferences.¹ Ample evidence suggests that social preferences positively affect economic success (Carpenter and Seki, 2011; A. Becker et al., 2012; Kosse and Tincani, 2020; Algan et al., 2022) and well-being (Dunn, Aknin, and Norton, 2008; Park et al., 2017) in several contexts. Policy makers and corporations may hence wish to foster the prevalence of social preferences to obtain its benefits. However, the current state of knowledge on the malleability and the development of social preferences provides only limited guidance.

We experimentally investigate how prosocial behavior, one expression of social preferences, can be fostered over time. One particular variable that can affect prosocial behavior is observability. It has repeatedly been shown that people behave differently when others witness their actions (e.g., Soetevent, 2005, 2011). In particular, being observed usually increases prosocial behavior because people want to be liked and respected by others (Ariely, Bracha, and Meier, 2009; Birke, 2020) or want to avoid resentment (DellaVigna, List, and Malmendier, 2012; Andreoni, Rao, and Trachtman, 2017; Butera et al., 2022). These studies report, however, only the change of behavior during the observation itself. Beyond that, little is known about the sustainability of these positive observability effects and it is unclear how being observed affects the dynamics of prosocial behavior. We contribute to the existing research by investigating spillover effects of being observed during the decision over a prosocial act on subsequent prosocial behavior. We hypothesize that observability not only increases immediate prosocial behavior but has positive spillover effects on later behavior as well.

This hypothesis is motivated by an approach to conceptualize the formation of altruistic attitudes that goes back to Aristotle. According to Aristotle's *Nicomachean Ethics*, virtues are formed through the practice of virtuous actions. In modern terminology, engaging in prosocial behavior becomes a habit and eventually changes the person's self-image, meaning the way they think about themselves. They henceforth keep up the prosocial behavior in order to avoid cognitive dissonance (Akerlof and Dickens, 1982). This idea is captured by the concept of *altruistic capital* that states that past altruistic behavior accumulates altruistic capital that enables individuals to internalize how actions affect others and finally increases future altruistic behavior (Ashraf and Bandiera, 2017). Being observed while doing something good should therefore increase later prosocial behavior: Due to image concerns, being observed

¹ Important manifestations of social preferences are, for instance, altruism (G. S. Becker, 1974, 1976), inequity aversion (Fehr and Schmidt, 1999; Bolton and Ockenfels, 2000), reciprocity (Rabin, 1993; Dufwenberg and Kirchsteiger, 2004; Falk and Fischbacher, 2006), and warm glow (Andreoni, 1989).

increases immediate prosocial behavior compared to a situation in which one is not observed. This builds up altruistic capital, and has therefore positive spillover effects on subsequent behavior. Moreover, performing good deeds in front of others makes a given action more salient, might intensify the experience and therefore potentially have stronger effects on a person's self-image adjustment. These image changes lead to a stronger increase of altruistic capital. We capture these mechanisms in a theoretical framework.

We conduct two laboratory experiments to test if observability of earlier prosocial actions influences later levels of prosocial behavior. The experiments differ in the currency of giving in the later period (either money or effort) and in the mode of observability (either one single observer or a multi-people audience). In Experiment A, we find that prosocial behavior weakly increases when subjects are observed. We do not find such a difference in Experiment B. Moreover, we find only an insignificant effect of early observability on subsequent prosocial behavior in both experiments.

We proceed as follows: [Section 2](#) reviews the relevant literature, [Section 3](#) describes the two experimental designs, [Section 4](#) presents a theoretical model and derives hypotheses, [Section 5](#) presents the results, and [Section 6](#) discusses and concludes.

2 Literature

In economics, social preferences are traditionally understood to be persistent traits of individuals—complementing other dimensions of their personality (A. Becker et al., 2012). For example, they have been found to be partially transmitted from generation to generation (Nunn and Wantchekon, 2011; Dohmen et al., 2012). However, there likewise exists evidence that social preferences can be altered, for instance when interacting and receiving attention from a socially-minded mentor during childhood (Kosse, Deckers, et al., 2020). Moreover, altruistic behavior is highly context-dependent (Dana, Weber, and Kuang, 2007; Grossman, 2014; Exley, 2016; Grossman and Weele, 2017). Certain features may trigger people to behave less prosocially—for instance, when contexts provide individuals with cues that can serve as excuses for not behaving prosocially or when the responsibility for certain outcomes is diffused. At the same time, other contexts promote prosocial behavior (e.g., Shang and Croson, 2009; Powell, Roberts, and Nettle, 2012; Kessler and Milkman, 2018).

People have been shown to have image concerns, meaning they behave differently when others are present and can observe their actions. This can be due to an opportunity to display a convenient and normatively desired behavior, which is or is not in line with own preferences. Regarding prosocial behavior, this implies that individuals tend to behave more prosocially when they are observed, allowing them to obtain social recognition for their actions (Alpizar, Carlsson, and Johansson-Stenman, 2008; Andreoni and Bernheim, 2009; Ariely, Bracha, and Meier, 2009;

Powell, Roberts, and Nettle, 2012; Bašić, Falk, and Quercia, 2020). We seek to contribute to these findings by testing whether positive context effects of image concerns on prosocial behavior spill over to subsequent behavior, that is, spur circles of prosociality. In a broader context, we want to find out how prosocial behavior can be increased sustainably by gradually changing social preferences.

Our project builds on the theoretical and empirical literature on dynamics of prosocial and moral behavior. When deriving our theoretical model of altruistic capital, we follow Ashraf and Bandiera (2017) who argue that past altruistic behavior accumulates altruistic capital which increases future altruistic behavior. Bénabou and Tirole (2011) offer an underlying mechanism which could explain such an accumulation process. In their model, agents gain utility from high self-esteem and make inferences about their true unknown moral type by observing their own past moral or immoral actions. Moral behavior is interpreted as an investment in one's self-image. The model yields the conclusion that, under certain conditions, good actions can build up *moral capital* and lead to further good actions, whereas bad actions destroy moral capital and lock in further wrongdoing.

Empirical evidence on the development of altruistic behavior stems from psychological and recent economic research. There is evidence on people compensating early moral or immoral behavior; it is observed that early prosocial actions lead to decreased prosociality later on, whereas early selfish actions lead to an increase in prosocial behavior (moral licensing and cleansing, respectively; see Merritt, Effron, and Monin, 2010; Blanken, Ven, and Zeelenberg, 2015, for summaries). Schmitz (2019) reports results from an experiment on repeated social behavior in which subjects play a donation dictator game at two points in time. The second donation is smaller and this decrease is even stronger if both decisions happen within a day instead of having an extended period of one week between the two decisions. Grieder, Schmitz, and Schubert (2021) also document donation behavior in line with moral licensing in two subsequent decisions. However, from an aggregate perspective, additional asks still increase total donations. Finally, Alt and Gallier (2022) document that negative spillovers of donation decisions depend on the incentive in the first donation decision. If the perceived (negative) pressure is high, moral licensing behavior is stronger.

However, there also exists evidence on the *foot-in-the-door-effect*, which refers to the phenomenon that the acceptance of a small initial request leads to a more probable acceptance of a larger request, which is made afterwards (Freedman and Fraser, 1966; DeJong, 1979; Beaman et al., 1983). It is argued that this effect shows due to a change in self-perception of individuals who accept the first small request, which therefore is in line with our argument. Relatedly, there is recent evidence for positive spillovers in the literature on environmental consumption. Alacevich, Bonev, and Söderberg (2021) find a positive relationship between the introduction of household waste separation and the total amount of waste produced by the household. However, the effect vanishes after 8 months. Jessoe et al. (2021) report a sizable

effect of home water reports on both water reduction and electricity usage. Finally, Sherif (2023) documents increased donations for several environmental measures after incentivizing students in India to recycle single-use plastic.

Gneezy et al. (2012) experimentally investigate another dimension that is important for subsequent altruistic behavior. They claim that the development of a prosocial self-perception is only possible if prosocial acts involve personal costs. They find that people increase prosocial behavior only when the initial prosocial behavior was costly. Costless actions, in contrast, have no effect on subsequent prosocial decisions or can even decrease them. Our design incorporates this finding since subjects always have to invest time and effort or money in order to behave altruistically.

Building on these previous works on moral dynamics, social recognition, and the malleability of social preferences, we test not only the immediate effects of observability on prosocial behavior but in particular how later prosocial behavior is affected. We conjecture that social attention directed at one's good deeds leads to an adjustment of social image and stronger adjustments of self-image. We therefore expect subjects to increase their later prosocial behavior if they have been observed beforehand.

3 Experimental Design

We investigate the causal effect of observability on present and future prosocial behavior by conducting two laboratory experiments. In both experiments, subjects face two sequential prosocial decisions within one session. We vary the observability of the subjects' first decision between treatments: in condition PUBLIC-PRIVATE, the first prosocial decision is observed by one observer or a group of observers, while the second prosocial decision is always made in private. In contrast, both decisions are made anonymously in condition PRIVATE-PRIVATE. We are primarily interested in second-stage prosocial behavior to evaluate the spillover effects of being observed on subsequent non-observed prosocial behavior. We run two variants of this experimental setting, which differ in the way donations are made and how observability is implemented.

Both experiments were conducted at the BonnEconLab using oTree (Chen, Schonger, and Wickens, 2016) and hroot (Bock, Baetge, and Nicklisch, 2014). Experiment A was conducted in August and September 2017 and a total of 240 subjects participated (including 37 subjects who served as observers). Experiment B was conducted in December 2017 and 77 subjects participated. Appendix A includes verbal and written instructions for both experiments.

3.1 Experiment A

In Experiment A, subjects participate in one of two roles. A minority of the subjects functions as observers in PUBLIC-PRIVATE, who do not make any decisions them-

Table 1. Experiment A: Piece rates for correctly solving a table of *Counting Zeros*

Tables attempted	Piece rate
1 – 5	30 Cent
6 – 10	20 Cent
11 – 15	5 Cent
16 – 20	2 Cent
21 – 25	1 Cent

selves but monitor the behavior of other subjects. The remaining subjects, irrespective of the treatment, take the same two consecutive donation decisions.

In Stage 1, subjects can work on a real-effort task called *Counting Zeros* (first implemented by Abeler et al., 2011) to generate a donation to a project of the charity *SOS-Kinderdörfer*. In this task, subjects face 15×10 - tables, with all 150 cells each containing either the digits 0 or 1. On each screen (see Figure B.1 for a screenshot) subjects have to state the total number of zeros a table contains. Per correctly counted table², the generated donation increases by a specific piece rate, which decreases in the number of attempted tables (see Table 1). To prevent subjects from simply guessing the correct number, we subtract €0.05 from the total donation for incorrect answers.³ Subjects can freely choose to stop working at any time and can leave earlier when doing so. This allows for higher opportunity costs of exercising and hence more costly prosocial acts.⁴ There is a maximum time of 20 minutes and a maximum number of 25 tables, resulting in a maximum donation of €2.90.

Stage 2 consists of a double-blind dictator game. In this stage, subjects open an envelope which they already receive at the beginning of the experiment. This envelope contains the subjects' compensation of €5 for participating in the experiment.⁵ The envelope also contains written instructions and a smaller envelope. The instructions state that participants may leave any amount of the €5 in the small envelope to donate to a different project of the same charity as in Stage 1.⁶

We use a between-session treatment variation to prevent subjects from PRIVATE-PRIVATE to be aware of any social component of the experiment. Sessions are conducted in turns, each one lasting at most 30 minutes. In the following, the exact procedure of the two treatments is outlined.

PRIVATE-PRIVATE. For each PRIVATE-PRIVATE session, three participants are invited to the BonnEconLab. At the beginning, they receive the aforementioned envelope and the instruction to open it at the end of the experiment. Afterwards, they are sent to three separate rooms. They are told to choose their respective rooms them-

² We allow for a error margin of +/- 1.

³ The total amount cannot become negative.

⁴ As mentioned before, Gneezy et al. (2012) emphasize the importance of positive costs and Goerg, Kube, and Radbruch (2019) show that implicit costs are higher if subjects are allowed to quit the task and leave early.

⁵ Observers in PUBLIC-PRIVATE receive a flat payment of €5 as well.

⁶ The €5 are provided in coins, such that all donations between €0 and €5 in steps of 10 Cent are possible.

selves to ensure a double-blind procedure and complete anonymity. Instructions for Stage 1 are already displayed on the computer screens when subjects enter the room and they immediately start with the experiment. In Stage 1, subjects work on the *Counting Zeros* task described above to generate a donation between €0 and €2.90. After subjects decide to stop working, they have solved the maximum number of tables, or time is up, they are informed about their generated donation and open the envelope that leads to Stage 2, which was not announced beforehand. After deciding how much money to donate in the dictator game, subjects leave without talking to or seeing the experimenter or any of the other subjects again.

PUBLIC-PRIVATE. For each PUBLIC-PRIVATE session, we invite one additional subject, resulting in a total of four subjects per session. At the beginning of each session, all four subjects are seated at the same table and are asked to introduce themselves to each other by stating their first name and field of study.⁷ Subsequently, one subject is randomly selected to act as an observer whose only role is to monitor the performances of the remaining three subjects during Stage 1. After the observer is determined, he or she is separated from the other subjects and seated at a computer. On this computer, the other subjects' screens are displayed such that the observer can monitor their performances. Meanwhile, the other three subjects receive the same envelopes and the same information as subjects in PRIVATE-PRIVATE. Additionally, they are told that the observer will monitor their behavior and that each subject will have to report his or her outcomes to the observer in person. The observer is not aware of the envelopes to ensure the other subjects not feeling observed in Stage 2. From here on, the procedure of Stage 1 is identical to PRIVATE-PRIVATE. Only at the end of this stage, they are also asked to go to the observer and report their generated donation. Upon returning from the observer, they open the envelope which leads to Stage 2. The second stage proceeds in exactly the same way as in PRIVATE-PRIVATE, including complete anonymity. After deciding how much money to donate in the dictator game, subjects leave without talking to or seeing the experimenter, the observer or any of the other subjects again.

3.2 Experiment B

In Experiment B, for a tighter control of the dynamics of prosocial behavior, we change the nature of the donation decisions. Instead of using different types of decisions in Stages 1 and 2, we now use the same real-effort task in both stages. This allows detecting differences in prosocial behavior not only across treatments but also within-subjects between Stage 1 and Stage 2. Moreover, we change the observational mechanism. Subjects have to report their donation in front of all other subjects of the same session rather than reporting to a single observer to further increase the salience of observability.

⁷These personal interactions are used to create familiarity between subjects and have been used before. See, for instance, Gächter and Fehr (1999) and Ewers and Zimmermann (2015).

Table 2. Experiment B: Piece rates for a correctly pressed key combination of *Click for Charity*

Correct combinations	Piece rate
1 – 100	1.00 Cent
101 – 200	0.50 Cent
201 – 350	0.25 Cent
351 – 500	0.10 Cent
501 – 700	0.05 Cent
> 700	0.01 Cent

We closely follow the design of Ariely, Bracha, and Meier (2009) using their real-effort task *Click for Charity* in both stages. The task consists of alternately pressing the keys “X” and “Y” on the computer keyboard⁸ for five minutes. For each correct combination, a piece rate is donated to a project of the charity *SOS-Kinderdörfer*. Once again, the piece rate is concave and declines in the number of correct combinations (see Table 2). Figure B.2 shows a screenshot of the task screen. Again, the projects differ between the two stages.

The experiment is conducted as follows: Subjects arrive at the laboratory and are randomly assigned within-session to one of the two treatments. When reading the instructions, subjects in PUBLIC-PRIVATE additionally learn that they will have to announce their first name and their generated donation from Stage 1 at the end of the experiment in front of all other participants of the session. Subjects in PRIVATE-PRIVATE do not receive this information and are not aware of the other condition until the very end of the experiment. After practicing the task, they work on it for five minutes to generate their Stage 1 donation. Note that none of the subjects is aware of Stage 2 during this phase. Only after finishing Stage 1, subjects receive written instructions for Stage 2, which follows the same procedure as Stage 1. However, now all subjects are specifically informed that this stage’s donation is completely anonymous.

We also ask subjects for their level of happiness at the beginning and at the end (before the public announcement of donations) of the experiment. Participants receive a flat compensation of €6. Each session lasts at most 40 minutes and on average consists of 19 participants.

4 Theory and Hypotheses

In this section, we derive a simple theoretical model and present the resulting hypotheses. According to Aristotle, people become virtuous by committing virtuous acts and thereby getting accustomed to it. We model this habitual formation with the assumption that people accumulate *altruistic capital* whenever doing something altruistic, following the approach of Ashraf and Bandiera (2017).

⁸ Computer keyboards all have a German layout.

In period $t = 1, 2$, agent i chooses an altruistic action $a_{i,t} \geq 0$ and a selfish action $s_{i,t} \geq 0$ where $a_{i,t} + s_{i,t} \leq \bar{a}_t$. The altruistic action generates social welfare $W(a_{i,t})$ and the selfish action generates consumption utility $U(s_{i,t})$, but both actions create a cost $c(s_{i,t}, a_{i,t}, A_{i,t})$ at the same time. $W(\cdot)$ and $U(\cdot)$ are increasing and concave in $a_{i,t}$ and $s_{i,t}$, respectively, and $c(\cdot)$ increases convexly in $a_{i,t}$ and $s_{i,t}$. The altruistic action $a_{i,t}$ does not only generate social welfare and create costs but also accumulates *altruistic capital* in the next period, denoted by $A_{i,t+1}$. Share u of the altruistic action increases social welfare in the same period, whereas share $1 - u$ increases altruistic capital of the following period (this borrows from Lucas, 1988). Apart from this, altruistic capital builds up faster, the higher the parameter κ_t , which reflects a particular form of self-awareness. It reflects our understanding that higher image concerns make altruistic acts more salient and therefore enhance the internal habit formation process. Image effects are common to all agents but are situation-specific, as they depend for instance on the presence of an audience. In our experiment, we vary the effect of image in the first period between treatments, assuming that κ_t is increasing in public observability, that is $\kappa_t^{\text{PUBLIC}} > \kappa_t^{\text{PRIVATE}}$. In particular, altruistic capital in period t is $A_{i,t} = (1 - u)\kappa_{t-1}a_{i,t-1} + (1 - \delta)A_{i,t-1}$, where $\delta \in (0, 1)$ captures the depreciation rate of altruistic capital.

We argue that greater altruistic capital reduces the cost of acting altruistically as one accommodates to altruistic behavior. Having a prosocial identity (due to self- and/or social image adjustments) makes behaving prosocially less costly since it reduces cognitive dissonance and because the decision process becomes less difficult. We therefore assume that altruistic capital decreases the marginal cost of acting prosocially, that is, $\partial c / (\partial a_{i,t} \partial A_{i,t}) < 0$.⁹

Finally, agent i 's utility in period t is equal to $U(s_{i,t}) + (\sigma_i + \theta_t)W(a_{i,t}) - c(s_{i,t}, a_{i,t}, A_{i,t})$. The utility increases proportionally in W for two reasons: First, the agent attaches a positive weight σ_i on W that represents her individual social preferences, such as pure altruism or warm glow. The second component, θ_t , expresses a further image effect, where an agent simply wants to make a better impression while being observed (social image). We exogenously vary the parameter in our experiment, and we expect $\theta_t^{\text{PUBLIC}} > \theta_t^{\text{PRIVATE}}$. This image effect can be interpreted as the agent deriving utility from others thinking well of her. The agent seeks to maximize her utility by choosing $a_{i,t}$.

Stage 1. As subjects are randomly assigned to treatments, we assume that previously accumulated altruistic capital and altruistic preferences, $A_{i,1}$ and σ_i , are equally distributed for both treatment groups. Hence, the only difference between treatments consists of the social observability. In PUBLIC-PRIVATE, we increase the social image parameter θ_1 and therefore the benefit of the generated social wel-

⁹ Ashraf and Bandiera (2017) assume that altruistic capital increases the marginal product of the altruistic action. Both assumptions are equivalent. We use cost reduction for the intuitive reason that habits reduce the cost of the decision process as well as of the action itself.

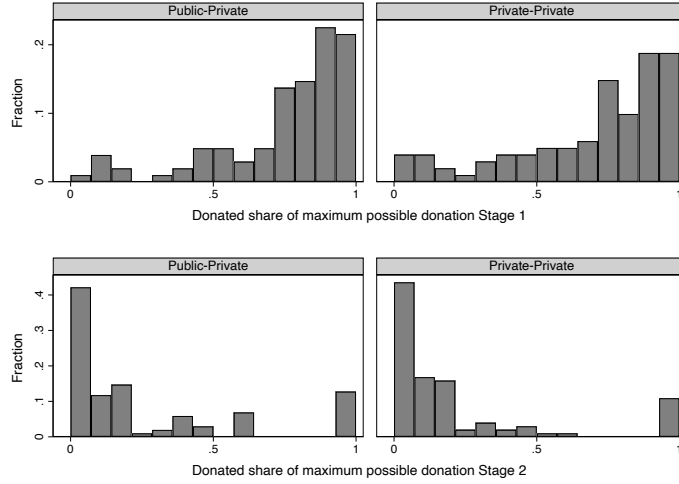


Figure 1. Donations in Experiment A: Donated share of maximum possible donation

fare.¹⁰ Consequently, the agent has a higher return of her altruistic act and chooses a larger action $a_{i,1}$.

Hypothesis 1. *Subjects generate a greater donation in Stage 1 in PUBLIC-PRIVATE than in PRIVATE-PRIVATE.*

Stage 2. In PUBLIC-PRIVATE, observability occurs only in Stage 1 while subjects make their first decision. The subsequent donation decision in Stage 2 is completely private for all subjects and κ_2 and θ_2 should therefore be similar for both treatment groups. Altruistic capital $A_{i,2}$, however, is no longer equal as participants in PUBLIC-PRIVATE choose a larger action $a_{i,1}$ due to θ_1 and experience an additional increase due to a higher κ_1 . This increases their altruistic capital stock with a higher rate, which in turn decreases the cost $c(a_{i,2}, A_{i,2})$ in period $t = 2$. A reduced cost makes it comparatively more attractive to engage in prosocial activities, which leads to our second hypothesis.

Hypothesis 2. *Subjects generate a greater donation in Stage 2 in PUBLIC-PRIVATE than in PRIVATE-PRIVATE.*

5 Results

5.1 Experiment A

In Experiment A, a total of 203 subjects participate as decision makers, 102 subjects in PUBLIC-PRIVATE and 101 subjects in PRIVATE-PRIVATE. In Stage 1, in which

¹⁰ As the existence of Stage 2 is unknown when making the decision for $a_{i,1}$, subjects are treating the optimization problem of Stage 1 in isolation from Stage 2.

Table 3. Regressions Experiment A

	(1) Donation 1	(2) Donation 2	(3) Donation 2	(4) Donation 2
Public	0.179* (0.105)	0.257 (0.226)	0.271 (0.230)	0.767 (0.803)
Donation 1			-0.077 (0.169)	0.024 (0.218)
Public x Donation 1				-0.235 (0.342)
Constant	2.003*** (0.080)	1.039*** (0.154)	1.193*** (0.389)	0.991* (0.489)
Observations	203	203	203	203
R^2	0.014	0.006	0.008	0.011

Notes: Coefficients in all columns are OLS estimates. Robust standard errors are in parentheses.

*** $p < 0.01$, ** $p < 0.05$, * $p < 0.1$.

subjects can generate a donation by correctly counting zeros in tables, about 75% of all subjects solve at least five tables correctly and subjects quit, on average, after 14.9 attempts. This results in an average donation of €2.18 in PUBLIC-PRIVATE and €2.00 in PRIVATE-PRIVATE (out of a maximum of €2.90 if all 25 tables are solved correctly). In Stage 2, where subjects are no longer asked to spend time and effort but money, only 62% of subjects donate a positive amount at all, albeit 12% give their complete show-up fee of €5. The average donation is €1.30 in PUBLIC-PRIVATE and €1.03 in PRIVATE-PRIVATE. Figure 1 displays donated shares of the maximum possible amount separately for the two treatment groups and for Stage 1 and Stage 2.

Table 3 reports OLS estimates. In Column (1), the Stage 1 donation is regressed on a treatment dummy, which is 1 if subjects are in PUBLIC-PRIVATE and 0 if they are in PRIVATE-PRIVATE. The coefficient is positive (subjects donate on average €0.18 more in PUBLIC-PRIVATE) and weakly significant. This is in line with Hypothesis 1. In Column (2), the Stage 2 donation is regressed on the same treatment dummy. As stated in Hypothesis 2, the coefficient is positive (subjects donate on average €0.26 more in PUBLIC-PRIVATE) but not significant. In Column (3), the Stage 2 donation is regressed on the treatment dummy, now additionally controlling for the Stage 1 donation. The coefficient of the dummy variable stays almost the same. The coefficient of the Stage 1 donation is close to zero, which suggests that a higher giving of Stage 1 does not per se induce higher giving in Stage 2 but observability itself induces higher giving. However, neither of the coefficients is significant. In Column (4), the Stage 2 donation is regressed on the treatment dummy, the Stage 1 donation, and the product of the Stage 1 donation and the treatment dummy. The interaction term is negative, which could be a hint that for subjects in PUBLIC-PRIVATE the Stage 1

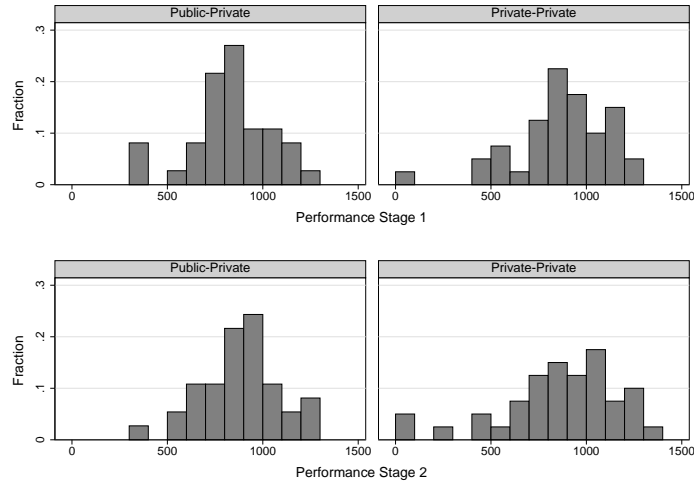


Figure 2. Performance levels (number of correctly clicked combinations) in Experiment B

donation has a negative effect on the Stage 2 donation, speaking against a general altruistic capital effect. However, again, none of the coefficients is significant.

5.2 Experiment B

In Experiment B, a total of 77 subjects participate. 37 subjects are in PUBLIC-PRIVATE and 40 subjects in PRIVATE-PRIVATE. In this experiment, subjects generate two donations by working on the real-effort task *Click for Charity* twice. Figure 2 displays the distributions of number of clicks per subject separately for each treatment group and each stage. We show graphics for performance levels instead of donations, since the concave piece rate leads to a low variation in actual donations. Therefore, performance levels give a more accurate picture of differences in behavior.

As in the previous experiment, almost all subjects engage in the task and generate a donation larger than zero. The average donation (pressed pairs) in Stage 1 is €2.12 (837.14) in PUBLIC-PRIVATE and €2.10 (876.45) in PRIVATE-PRIVATE. We do not observe any decline in Stage 2 where the average donation (pressed pairs) is €2.13 (879.54) in PUBLIC-PRIVATE and €2.03 (858.1) in PRIVATE-PRIVATE. Note that in Stage 1 average donations are higher in PUBLIC-PRIVATE, whereas average key combinations are lower. This is possible due to the concave piece rate which increases donations strongly in the beginning and only weakly in the end. In PUBLIC-PRIVATE, subjects press a lower total number of key combinations than in PRIVATE-PRIVATE, but the minimum number of pressed pairs is higher. This results in slightly higher average donations.

As Figure 3 illustrates, we find a strong positive correlation ($\rho = 0.667$) of performances between stages. Also, the difference of performances between Stage 1 and

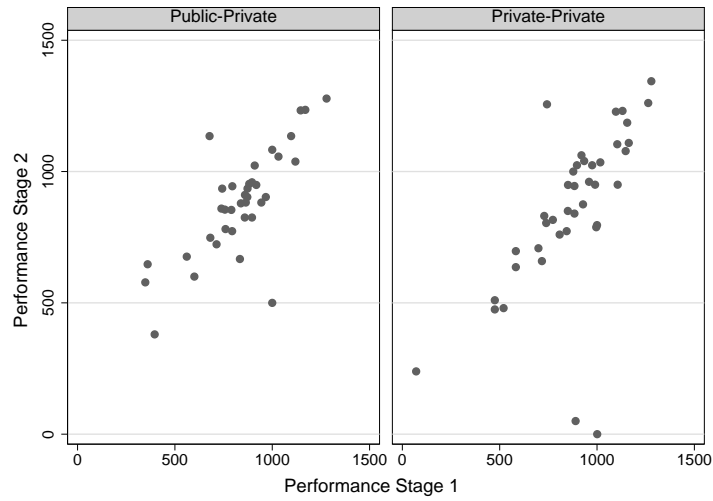


Figure 3. Relation of performance levels for Stage 1 and Stage 2 in Experiment B

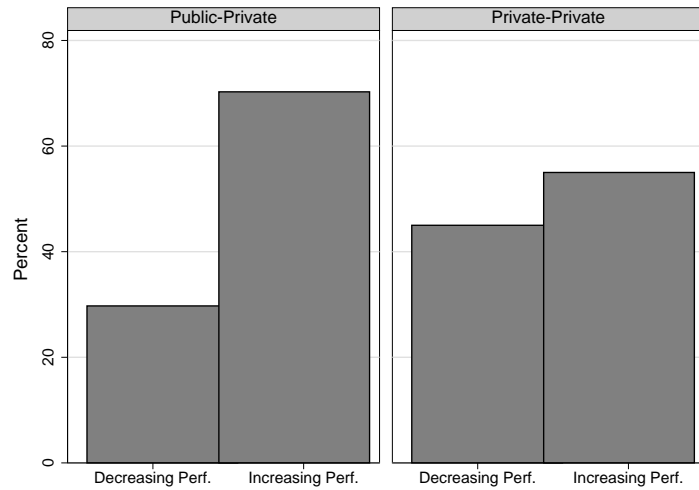


Figure 4. Percentage of subjects who increase or decrease their performance between Stage 1 and Stage 2, separately for PUBLIC-PRIVATE and PRIVATE-PRIVATE

Stage 2 is not significantly different from zero (using a t -test, $p = 0.637$), which shows that subjects do not decrease their prosocial behavior over time.

Analyzing individual changes in performances between Stage 1 and Stage 2, we find that in PUBLIC-PRIVATE around 70.3% of subjects increase their performance between Stage 1 and Stage 2, whereas only 55% of subjects do so in PRIVATE-PRIVATE. This finding is visualized in Figure 4. The difference of 15 percentage points between treatments goes in the expected direction but is not significant (Wilcoxon Rank sum Test, $p = 0.17$).

Table 4. Regressions Experiment B Donations

	(1) Donation 1	(2) Donation 2	(3) Donation 2	(4) Donation 2
Public	0.020 (0.038)	0.102 (0.068)	0.095 (0.069)	-0.237 (0.408)
Donation 1			0.318*** (0.065)	0.304*** (0.069)
Public x Donation 1				0.157 (0.199)
Constant	2.100*** (0.036)	2.030*** (0.068)	1.364*** (0.074)	1.392*** (0.079)
Observations	77	77	77	77
R^2	0.003	0.027	0.057	0.058

Notes: Coefficients in all columns are OLS estimates. Robust standard errors are in parentheses.

*** $p < 0.01$, ** $p < 0.05$, * $p < 0.1$.

Table 4 replicates Table 3 for Experiment B. In Column (1), the Stage 1 donation is regressed on a treatment dummy, which is 1 if subjects are in PUBLIC-PRIVATE and 0 if they are in PRIVATE-PRIVATE. In Experiment B, the coefficient is also positive, but not significant. In Column (2), the Stage 2 donation is regressed on the same treatment dummy. As stated in Hypothesis 2, the coefficient is positive (subjects donate on average €0.10 more in PUBLIC-PRIVATE), but not significant. In Column (3), the Stage 2 donation is regressed on the treatment dummy, additionally controlling for the Stage 1 donation. The coefficient of the dummy variable stays almost the same compared to Column (2). However, the coefficient is still not significant. The coefficient of the Stage 1 donation is positive and highly significant which illustrates again that Stage 1 and Stage 2 donations are strongly correlated. In Column (4), the Stage 2 donation is regressed on the treatment dummy, the Stage 1 donation, and the product of the Stage 1 donation and the treatment dummy. Again, the coefficients of the treatment dummy and the interaction term are not significant.

Table 5 reports similar regressions in the domain of performance. Again, there are no significant treatment effects and none of the hypotheses can be supported. Finally, we do not find a treatment difference in happiness.

6 Discussion

The aim of this paper is to investigate spillover effects of observability on later unobserved prosocial behavior, thereby studying the concept and prevalence of altruistic capital formation. We hypothesize that being observed during a good deed has a positive effect on subsequent prosocial behavior because people build up altruistic capital. People feel obliged to maintain their positive social and self-image, even in situations in which their actions are not observed by others, and keep on behaving

Table 5. Regressions Experiment B Performances

	(1) Performance 1	(2) Performance 2	(3) Performance 2	(4) Performance 2
Public	−39.31 (51.45)	21.44 (58.85)	52.06 (42.87)	124.48 (109.82)
Performance 1			0.78*** (0.07)	0.81*** (0.08)
Public x Performance 1				−0.08 (0.13)
Constant	876.45*** (38.15)	858.10*** (48.65)	175.51*** (56.23)	144.88** (64.98)
Observations	77	77	77	77
R ²	0.01	0.00	0.46	0.46

Notes: Coefficients in all columns are OLS estimates. Robust standard errors are in parentheses.

*** $p < 0.01$, ** $p < 0.05$, * $p < 0.1$.

prosocially. We do not find such behavior, independent of the concrete nature of the prosocial act, either requiring a donation of money or the investment effort.

This result is not driven by a lack of prosocial behavior of subjects in the two PUBLIC-PRIVATE conditions but if anything by a substantial prosocial attitude of the control groups that do not face any social exposure in the first place. People are willing to (repeatedly) sacrifice own resources for social welfare, regardless of observability. This suggests other potential drivers of repeated prosocial activity: It is possible that people already have a high altruistic capital stock and a prosocial self-perception and thus do not react to further motivation.

This might also be the reason why social image as a trigger of stronger prosocial behavior cannot be established in our experiments. We do find only a weakly significant positive effect in Experiment A and an insignificant effect in Experiment B. This absence of a social image effect is unexpected, as we follow past studies in their approach. This is especially true for Experiment B where we closely follow the design of Ariely, Bracha, and Meier (2009) but are unable to find similar effects. In contrast to their study, subjects in Stage 1 of our PRIVATE-PRIVATE treatment actually achieve a higher performance. Both treatment groups accomplish numbers that are similar to those in the public condition of Ariely, Bracha, and Meier. Furthermore, we have enough statistical power: a treatment difference in performance similar to the one of Ariely, Bracha, and Meier (on average 822 clicks in the public condition and 548 clicks in the private condition) would be significant at a significance level of 1% with our sample size. We use the same mechanism to implement social observability, as well as the same piece rates, even though the cutoffs are different as we decrease the piece rate in steps of 100 instead of 200. The increased concavity could potentially decrease the treatment difference in donations and therefore ex-

plain why we do not find the same results. However, we observe subjects to continue the task even if one click is worth only 0.01 Cent.¹¹

Finally, we are able to investigate moral licensing in the PRIVATE-PRIVATE conditions of the two experiments. In Experiment A, the donations of Stages 1 and 2 are not correlated ($\rho = 0.012$). Recall that decisions are different between stages and thus might be less comparable for the subjects. We change this in Experiment B and use the same task twice. However, the increased comparability has an opposite effect: we even observe a significantly positive relationship between performances in the two stages (see again [Figure 3](#)). This contradicts moral licensing and is in line with a preference for consistent moral behavior. In summary, we find no evidence for moral licensing in the two experiments that further emphasizes the rather mixed evidence in the literature.

¹¹ We do not believe that subjects are not capable of pressing more pairs in five minutes, as Ariely, Bracha, and Meier (2009) themselves have a control condition in which subjects work for high monetary incentives and press, on average, 1290 combinations, which is the maximum level we observe.

References

- Abeler, Johannes, Armin Falk, Lorenz Goette, and David Huffman (2011). "Reference Points and Effort Provision." *American Economic Review*, 101 (2): 470–92. DOI: [10.1257/aer.101.2.470](https://doi.org/10.1257/aer.101.2.470). [6]
- Akerlof, George A., and William T. Dickens (1982). "The Economic Consequences of Cognitive Dissonance." *The American Economic Review*, 72 (3): 307–19. DOI: [10.4135/9780857020147.n16](https://doi.org/10.4135/9780857020147.n16). [2]
- Alacevich, Caterina, Petyo Bonev, and Magnus Söderberg (2021). "Pro-environmental interventions and behavioral spillovers: Evidence from organic waste sorting in Sweden." *Journal of Environmental Economics and Management*, 108: 102470. DOI: [10.1016/j.jeem.2021.102470](https://doi.org/10.1016/j.jeem.2021.102470). [4]
- Algan, Yann, Elizabeth Beasley, Sylvana Côté, Jungwee Park, Richard E. Tremblay, and Frank Vitaro (2022). "The Impact of Childhood Social Skills and Self-Control Training on Economic and Noneconomic Outcomes: Evidence from a Randomized Experiment Using Administrative Data." *American Economic Review*, 112 (8): 2553–79. DOI: [10.1257/aer.20200224](https://doi.org/10.1257/aer.20200224). [2]
- Alpizar, Francisco, Fredrik Carlsson, and Olof Johansson-Stenman (2008). "Anonymity, reciprocity, and conformity: Evidence from voluntary contributions to a national park in Costa Rica." *Journal of Public Economics*, 92 (5-6): 1047–60. DOI: [10.1016/j.jpubeco.2007.11.004](https://doi.org/10.1016/j.jpubeco.2007.11.004). arXiv: [9605103](https://arxiv.org/abs/9605103) [cs]. [3]
- Alt, Marius, and Carlo Gallier (2022). "Incentives and intertemporal behavioral spillovers: A two-period experiment on charitable giving." *Journal of Economic Behavior and Organization*, 200: 959–72. DOI: [10.1016/j.jebo.2022.05.028](https://doi.org/10.1016/j.jebo.2022.05.028). [4]
- Andreoni, James (1989). "Giving With Impure Altruism: Applications to Charity and Ricardian Equivalence." *Journal of Political Economy*, 97 (6): 1447–58. DOI: [10.1086/261662](https://doi.org/10.1086/261662). [2]
- Andreoni, James, and B. Douglas Bernheim (2009). "Social Image and the 50-50 Norm: A Theoretical and Experimental Analysis of Audience Effects." *Econometrica*, 77 (5): 1607–36. DOI: [10.3982/ECTA7384](https://doi.org/10.3982/ECTA7384). [3]
- Andreoni, James, Justin M. Rao, and Hannah Trachtman (2017). "Avoiding the Ask: A Field Experiment on Altruism, Empathy, and Charitable Giving." *Journal of Political Economy*, 125 (3): 625–53. DOI: [10.1086/691703](https://doi.org/10.1086/691703). [2]
- Ariely, Dan, Anat Bracha, and Stephan Meier (2009). "Doing Good or Doing Well? Image Motivation and Monetary Incentives in Behaving Prosocially." *American Economic Review*, 99 (1): 544–55. DOI: [10.1257/aer.99.1.544](https://doi.org/10.1257/aer.99.1.544). [2, 3, 8, 15, 16]
- Ashraf, Nava, and Oriana Bandiera (2017). "Altruistic Capital." *American Economic Review: Papers & Proceedings*, 107 (5): 70–75. DOI: [10.1257/aer.p20171097](https://doi.org/10.1257/aer.p20171097). [2, 4, 8, 9]
- Bašić, Zvonimir, Armin Falk, and Simone Quercia (2020). "Self-image, Social Image and Prosocial Behavior." *Mimeo*. [4]
- Beaman, Arthur L., C. Maureen Cole, Marilyn Preston, Bonnel Klentz, and Nancy M. Steblay (1983). "Fifteen Years of Foot-in-the Door Research: A Meta-Analysis." *Personality and Social Psychology Bulletin*, 9 (2): 181–96. DOI: [10.1177/0146167283092002](https://doi.org/10.1177/0146167283092002). [4]
- Becker, Anke, Thomas Deckers, Thomas Dohmen, Armin Falk, and Fabian Kosse (2012). "The Relationship Between Economic Preferences and Psychological Personality Mea-

- tures.” *Annual Review of Economics*, 4 (1): 453–78. DOI: [10.1146/annurev-economics-080511-110922](https://doi.org/10.1146/annurev-economics-080511-110922). [2, 3]
- Becker, Gary S.** (1974). “A Theory of Social Interactions.” *Journal of Political Economy*, 82 (6): 1063–93. DOI: [10.1086/260265](https://doi.org/10.1086/260265). [2]
- Becker, Gary S.** (1976). “Altruism, Egoism, and Genetic Fitness: Economics and Sociobiology.” *Journal of Economic Literature*, 14 (3): 817–26. <http://www.jstor.org/stable/2722629>. [2]
- Bénabou, Roland, and Jean Tirole** (2011). “Identity, Morals, and Taboos: Beliefs as Assets.” *The Quarterly Journal of Economics*, 126: 805–55. DOI: [10.1093/qje/qjr002](https://doi.org/10.1093/qje/qjr002). [4]
- Birke, David J** (2020). “Anti-Bunching: A New Test for Signaling Motives in Prosocial Behavior.” *Working Paper*. [2]
- Blanken, Irene, Niels van de Ven, and Marcel Zeelenberg** (2015). “A Meta-Analytic Review of Moral Licensing.” *Personality and Social Psychology Bulletin*, 41 (4): 540–58. DOI: [10.1177/0146167215572134](https://doi.org/10.1177/0146167215572134). [4]
- Bock, Olaf, Ingmar Baetge, and Andreas Nicklisch** (2014). “hroot: Hamburg Registration and Organization Online Tool.” *European Economic Review*, 71: 117–20. DOI: [10.1016/j.euroecorev.2014.07.003](https://doi.org/10.1016/j.euroecorev.2014.07.003). [5]
- Bolton, Gary E., and Axel Ockenfels** (2000). “ERC: A Theory of Equity, Reciprocity, and Competition.” *American Economic Review*, 90 (1): 166–93. DOI: [10.1257/aer.90.1.166](https://doi.org/10.1257/aer.90.1.166). [2]
- Butera, Luigi, Robert Metcalfe, William Morrison, and Dmitry Taubinsky** (2022). “Measuring the Welfare Effects of Shame and Pride.” *American Economic Review*, 112 (1): 122–68. DOI: [10.1257/aer.20190433](https://doi.org/10.1257/aer.20190433). [2]
- Carpenter, Jeffrey, and Erika Seki** (2011). “Do Social Preferences Increase Productivity? Field Experimental Evidence from Fishermen in Toyama Bay.” *Economic Inquiry*, 49 (2): 612–30. DOI: [10.1111/j.1465-7295.2009.00268.x](https://doi.org/10.1111/j.1465-7295.2009.00268.x). [2]
- Charness, Gary, and Matthew Rabin** (2002). “Understanding Social Preferences with Simple Tests.” *The Quarterly Journal of Economics*, 117 (3): 817–69. DOI: [10.1162/003355302760193904](https://doi.org/10.1162/003355302760193904). [2]
- Chen, Daniel L., Martin Schonger, and Chris Wickens** (2016). “oTree—An open-source platform for laboratory, online, and field experiments.” *Journal of Behavioral and Experimental Finance*, 9: 88–97. DOI: [10.1016/j.jbef.2015.12.001](https://doi.org/10.1016/j.jbef.2015.12.001). [5]
- Dana, Jason, Roberto A. Weber, and Jason Xi Kuang** (2007). “Exploiting moral wiggle room: experiments demonstrating an illusory preference for fairness.” *Economic Theory*, 33 (1): 67–80. DOI: [10.1007/s00199-006-0153-z](https://doi.org/10.1007/s00199-006-0153-z). [3]
- DeJong, William** (1979). “An examination of self-perception mediation of the foot-in-the-door effect.” *Journal of Personality and Social Psychology*, 37 (12): 2221–39. DOI: [10.1037/0022-3514.37.12.2221](https://doi.org/10.1037/0022-3514.37.12.2221). [4]
- DellaVigna, Stefano, John A. List, and Ulrike Malmendier** (2012). “Testing for Altruism and Social Pressure in Charitable Giving.” *The Quarterly Journal of Economics*, 127 (1): 1–56. DOI: [10.1093/qje/qjr050](https://doi.org/10.1093/qje/qjr050). [2]
- Dohmen, Thomas, Armin Falk, David Huffman, and Uwe Sunde** (2012). “The Intergenerational Transmission of Risk and Trust Attitudes.” *The Review of Economic Studies*, 79 (2): 645–77. DOI: [10.1093/restud/rdr027](https://doi.org/10.1093/restud/rdr027). [3]
- Dufwenberg, Martin, and Georg Kirchsteiger** (2004). “A theory of sequential reciprocity.” *Games and Economic Behavior*, 47: 268–98. DOI: [10.1016/j.geb.2003.06.003](https://doi.org/10.1016/j.geb.2003.06.003). [2]

- Dunn, Elizabeth W., Lara B. Aknin, and Michael I. Norton** (2008). "Spending Money on Others Promotes Happiness." *Science*, 319: 1678–88. DOI: [10.1126/science.1150952](https://doi.org/10.1126/science.1150952). [2]
- Ewers, Mara, and Florian Zimmermann** (2015). "Image and Misreporting." *Journal of the European Economic Association*, 13 (2): 363–80. DOI: [10.1111/jeea.12128](https://doi.org/10.1111/jeea.12128). [7]
- Exley, Christine L.** (2016). "Excusing Selfishness in Charitable Giving: The Role of Risk." *The Review of Economic Studies*, 83 (2): 587–628. DOI: [10.1093/restud/rdv051](https://doi.org/10.1093/restud/rdv051). [3]
- Falk, Armin, and Urs Fischbacher** (2006). "A theory of reciprocity." *Games and Economic Behavior*, 54: 293–315. DOI: [10.1016/j.geb.2005.03.001](https://doi.org/10.1016/j.geb.2005.03.001). [2]
- Fehr, Ernst, and Klaus M. Schmidt** (1999). "A Theory of Fairness, Competition, and Cooperation." *The Quarterly Journal of Economics*, 114 (3): 817–68. DOI: [10.1162/003355399556151](https://doi.org/10.1162/003355399556151). [2]
- Freedman, Jonathan L., and Scott C. Fraser** (1966). "Compliance without pressure: The foot-in-the-door technique." *Journal of Personality and Social Psychology*, 4 (2): 195–202. DOI: [10.1037/h0023552](https://doi.org/10.1037/h0023552). [4]
- Gächter, Simon, and Ernst Fehr** (1999). "Collective action as a social exchange." *Journal of Economic Behavior & Organization*, 39 (4): 341–69. DOI: [10.1016/S0167-2681\(99\)00045-1](https://doi.org/10.1016/S0167-2681(99)00045-1). [7]
- Gneezy, Ayelet, Alex Imas, Amber Brown, Leif D. Nelson, and Michael I. Norton** (2012). "Paying to Be Nice: Consistency and Costly Prosocial Behavior." *Management Science*, 58 (1): 179–87. DOI: [10.1287/mnsc.1110.1437](https://doi.org/10.1287/mnsc.1110.1437). [5, 6]
- Goerg, Sebastian J., Sebastian Kube, and Jonas Radbruch** (2019). "The effectiveness of incentive schemes in the presence of implicit effort costs." *Management Science*, 65 (9): 4063–78. DOI: [10.1287/mnsc.2018.3160](https://doi.org/10.1287/mnsc.2018.3160). [6]
- Grieder, Manuel, Jan Schmitz, and Renate Schubert** (2021). "Asking to Give: Moral Licensing and Pro-Social Behavior in the Aggregate." *SSRN Electronic Journal*, 1–37. DOI: [10.2139/ssrn.3920355](https://doi.org/10.2139/ssrn.3920355). [4]
- Grossman, Zachary** (2014). "Strategic Ignorance and the Robustness of Social Preferences." *Management Science*, 60 (11): 2659–65. DOI: [10.1287/mnsc.2014.1989](https://doi.org/10.1287/mnsc.2014.1989). [3]
- Grossman, Zachary, and Joël J. van der Weele** (2017). "Self-Image and Willful Ignorance in Social Decisions." *Journal of the European Economic Association*, 15 (1): 173–217. DOI: [10.1093/jeea/jvw001](https://doi.org/10.1093/jeea/jvw001). [3]
- Jessoe, Katrina, Gabriel E. Lade, Frank Loge, and Edward Spang** (2021). "Spillovers from Behavioral Interventions: Experimental Evidence from Water and Energy Use." *Journal of the Association of Environmental and Resource Economists*, 8 (2): 315–46. DOI: [10.1086/711025](https://doi.org/10.1086/711025). [4]
- Kessler, Judd B, and Katherine L Milkman** (2018). "Identity in Charitable Giving." *Management Science*, 64 (2): 845–59. DOI: [10.1287/mnsc.2016.2582](https://doi.org/10.1287/mnsc.2016.2582). [3]
- Kosse, Fabian, Thomas Deckers, Pia Pinger, Hannah Schildberg-Hörisch, and Armin Falk** (2020). "The Formation of Prosociality: Causal Evidence on the Role of Social Environment." *Journal of Political Economy*, 128 (2): 434–67. DOI: [10.1086/704386](https://doi.org/10.1086/704386). [3]
- Kosse, Fabian, and Michela M. Tincani** (2020). "Prosociality predicts labor market success around the world." *Nature Communications*, 11 (1): 5298. DOI: [10.1038/s41467-020-19007-1](https://doi.org/10.1038/s41467-020-19007-1). [2]
- Lucas, Robert E.** (1988). "On the mechanics of economic development." *Journal of Monetary Economics*, 22 (1): 3–42. DOI: [10.1016/0304-3932\(88\)90168-7](https://doi.org/10.1016/0304-3932(88)90168-7). [9]

- Merritt, Anna C., Daniel A. Effron, and Benoit Monin** (2010). "Moral Self-Licensing: When Being Good Frees Us to Be Bad." *Social and Personality Psychology Compass*, 4 (5): 344–57. DOI: 10.1111/j.1751-9004.2010.00263.x. [4]
- Nunn, Nathan, and Leonard Wantchekon** (2011). "The Slave Trade and the Origins of Mistrust in Africa." *American Economic Review*, 101 (7): 3221–52. DOI: 10.1257/aer.101.7.3221. [3]
- Park, Soyoung Q., Thorsten Kahnt, Azade Dogan, Sabrina Strang, Ernst Fehr, and Philippe N. Tobler** (2017). "A neural link between generosity and happiness." *Nature Communications*, 8: 15964. DOI: 10.1038/ncomms15964. [2]
- Powell, Kate L., Gilbert Roberts, and Daniel Nettle** (2012). "Eye Images Increase Charitable Donations: Evidence From an Opportunistic Field Experiment in a Supermarket." *Ethology*, 118 (11): 1096–101. DOI: 10.1111/eth.12011. [3]
- Rabin, Matthew** (1993). "Incorporating Fairness into Game Theory and Economics." *The American Economic Review*, 83 (5): 1281–302. <http://www.jstor.org/stable/2117561>. [2]
- Schmitz, Jan** (2019). "Temporal dynamics of pro-social behavior: an experimental analysis." *Experimental Economics*, 22 (1): 1–23. DOI: 10.1007/s10683-018-9583-2. [4]
- Shang, Jen, and Rachel Croson** (2009). "A Field Experiment in Charitable Contribution: The Impact of Social Information on the Voluntary Provision of Public Goods." *The Economic Journal*, 119 (540): 1422–39. DOI: 10.1111/j.1468-0297.2009.02267.x. [3]
- Sherif, Raisa** (2023). "Are Pro-environment Behaviours Substitutes or Complements? Evidence from the Field." *Working Paper*. DOI: 10.2139/ssrn.3799970. [5]
- Soetevent, Adriaan R.** (2005). "Anonymity in giving in a natural context—a field experiment in 30 churches." *Journal of Public Economics*, 89 (11-12): 2301–23. DOI: 10.1016/j.jpubeco.2004.11.002. [2]
- Soetevent, Adriaan R.** (2011). "Payment Choice, Image Motivation and Contributions to Charity: Evidence from a Field Experiment." *American Economic Journal: Economic Policy*, 3 (1): 180–205. DOI: 10.1257/pol.3.1.180. [2]

A Instructions

These are the original instructions translated into English for both experiments. Instructions in *italic* were only for subjects in the PUBLIC-PRIVATE condition.

A.1 Experiment A

Verbal Instructions to all Participants (only PUBLIC-PRIVATE).

Welcome.

Before we begin, I would like to inform you that you may not make your decisions completely anonymously during this study. If you do not agree with this, you now have the option to withdraw your participation from the study.

I am now kindly asking you to introduce yourselves with your first name and subject of study or occupation.

In this study, one of you has the role of an observer. The rest of you are decision makers. All decision makers will make a decision at the computer today. The observer is also seated at a computer. This computer shows the computer screens of the decision makers. The only task of the observer is to observe the decisions made by the decision makers. At the end of the experiment, all decision makers tell the observer personally again about the decisions they made.

Please now each draw a card. The one of you with the red card takes the role of the observer. This person please stays seated.

The rest of you, with the black cards, please follow me to the adjoining room.

Verbal Instructions.

You will receive €5 for your participation. The money is inside this envelope. Please do not open it yet, but wait until you see on the computer that the experiment is now over before opening it. Please sign here that you received the money. You can now go upstairs. Everyone of you may choose an office room with the numbers 1, 2 or 3. Please close the office door behind you and take a seat at your working space. You can start immediately.

Instructions Observer (only to observers in PUBLIC-PRIVATE).

Welcome to this experiment!

You will be taking the role of the observer. Your task will be the observation of the other participants of the study and their choices.

For your participation in this study you will receive €5 in cash at the end.

On your screen you can see the screens of three other participants in real time. This means that you will be able to see the participants' choices throughout the course of the study. The other participants have the possibility to generate a donation for SOS-Kinderdörfer by solving tasks. At any time the participants may choose to stop solving tasks. After they have stopped working on the tasks, the participants will come to you and inform you about their office number as well as the amount of their

generated donation. For this, please leave your cubicle so that the participant cannot see your screen. Please act neutral and do not speak. After all three participants have come to you, your part in the experiment is over and you will receive your payoff. If you have any questions, please only address them to us: raise your hand and we will come to you. The violation of this rule will lead to you being excluded from this study and all its payments.

Screen 1 – Welcome and General Information.

Today you have the possibility to generate a donation for the project **Fight against Hunger by SOS-Kinderdörfer**.

Worldwide, nearly one billion people do not have enough food. Especially children and families are suffering from this and are therefore particularly supported by SOS-Kinderdörfer. SOS-Kinderdörfer provides a perspective to children in need and enables parents step by step to self-help: with food, seeds and through education. With their SOS Family Help they are fighting against poverty and hunger around the globe, for instance in Bangladesh, Niger and Nicaragua.

You can generate the donation by solving as many tasks as you like out of a maximum of 25 tasks. These tasks will be explained in detail on the following page. *Your observer can see your screen. Right now, your observer can see these instructions and will also see how many tasks you solve and therefore how much you donate. As soon as you decide not to solve any more tasks, this experiment is over. Before you may leave, you have to let the observer know if and how much you are donating.*

You will find more details concerning the amount of the donation and the explanation of the task on the following page. After the study is concluded, we will send you a copy of the confirmation of all donations.

Screen 2 – Explanation Task.

Your task is to count all zeros in a table consisting of zeros and ones.

For every correctly entered total number of zeros in a table, we donate a certain amount to the aforementioned project of SOS-Kinderdörfer. This amount varies with the number of the tables as follows:

Tables 1–5:	30 Cent
Tables 6–10:	20 Cent
Tables 11–15:	5 Cent
Tables 16–20:	2 Cent
Tables 21–25:	1 Cent

For every wrong input, 5 Cent will be subtracted from your donation, whereas the total amount cannot become negative.

You can stop the task **at any time** by clicking the button “Stop task” in the bottom right corner of the screen.

In total, you can solve up to 25 tasks. For this, you have a maximum of 20 minutes.

Your decision concerning your amount of work and the generated donation will be controlled by your observer. Additionally, after finishing the tasks, you will inform your observer in person about the total amount of your donation.

Click “Continue” to start with the tasks.

Screen 3 – Task.

So far you have generated a total donation of X. For correctly solving this task your donation increases by **Y Cent**.

For a wrong answer, 5 Cent will be subtracted.

Please count all **zeros** in the following table.

Screen 4 – Results.

You correctly solved X tasks and thus generated a donation of €Y. We will transfer this amount for you to the project **Fight against Hunger** of SOS-Kinderdörfer.

Please now go downstairs into the laboratory to your observer and inform him or her about your office number and your generated donation.

Click “Continue” as soon as you are back at your desk.

Screen 5 – End.

The experiment is over.

Written Instructions in Envelope.

For your participation in today’s experiment, you received €5. These €5 are inside this DIN A5 envelope. Before the experiment is finished, you have another possibility to donate.

You can donate any part of your €5 to the **Project Bolivia: Children in Poverty Districts** of **SOS-Kinderdörfer**. We will transfer the donation for you.

In the slums of La Paz, children and their families are living in poverty. Crime, alcoholism and hopelessness are omnipresent. People do not have another opportunity than taking on irregular, precarious and merely profitable jobs. One of the main reasons for the low income per household is the low level of education of many parents: Only about 15 percent hold any degree. Most mothers and fathers therefore do not have any perspective – and the same fate threatens their children. SOS-Kinderdörfer helps by supporting the parents with 30 SOS day nurseries, educational projects, microcredits and psychological help.

You can donate any amount in between €0 to €5 in 10 Cent steps.

Your decision is completely anonymous.

Please take the money and the small white envelope out of the DIN A5 envelope and place the amount you want to donate inside the white envelope. Following this, close the small envelope and leave it at your desk.

Afterwards, the experiment is over and you can leave the laboratory.

A.2 Experiment B

Screen 1 – Welcome.

Please wait until all participants are seated.

Screen 2 – Mood.

First of all, we would like to know about your current mood.

For this purpose, please indicate your answer on a scale of 0 to 10.

0 indicates that your current mood is really bad. 10 indicates that your current mood is really good.

You can choose any number between 0 to 10 to express your mood.

How is your current mood?

Screen 3 – Explanation Task.

Next, in the main part of the study, you will work on a task. In this task, you will have to **alternately press the X-button and Y-button**.

You now have the possibility to get to know the task by testing it for 60 seconds. By doing so, please try to press as many correct combinations as possible.

Please pay attention to pressing the buttons alternately. Otherwise it might happen that the combinations are not counted.

Do you have any questions? If yes, please raise your hand. If this is not the case, please click “Continue” in order to test the task.

Screen 4 – Practice Task.

Please press the X-button and the Y-button alternately.

So far, you have pressed X correct combinations.

Screen 5 – Result.

The test phase is now over.

Within 60 seconds, you entered X correct key combinations. If you have any questions concerning the task, please raise your hand. If you do not have any questions, please click “Continue”.

Screen 6 – Information Donation.

For your participation in this study, you receive €6. This will be paid to you in cash at the end of the study.

In addition, you have the possibility to generate a donation for the project “Fight against Hunger” by SOS-Kinderdörfer.

Worldwide, nearly one billion people do not have enough food. Especially children and families are suffering from this and are therefore particularly supported by SOS-Kinderdörfer. SOS-Kinderdörfer provides a perspective to children in need and enables parents step by step to self-help: with food, seeds and through education. Through their SOS Family Help they are fighting against poverty and hunger around the globe, for instance in Bangladesh, Niger and Nicaragua.

You can generate the donation by completing the task that you have already become familiar with at the beginning.

Important: Your donation is completely anonymous.

Important: At the end of the experiment we will ask you to step out of your cubicle and inform all other participants about your name and your total generated donation.

While doing so, your generated donation will be indicated on your screen, so that all other participants can read it as well.

You can find further details concerning the amount of donation on the next page.

After the end of the study, we will make a confirmation of the donation accessible to you.

Screen 7 – Information Piece Rate.

For every correctly entered combination, we will donate a certain amount to the project described on the previous page. This amount per combination varies with the number of already entered combinations.

You can find the exact values from the following table:

Number of combinations	Donation per combination
1–100	1 Cent
101–200	0.5 Cent
201–350	0.25 Cent
351–500	0.1 Cent
501–700	0.05 Cent
ab 701	0.01 Cent

This means that we donate 1 Cent to the project for the first 100 combinations. For the next 100 combinations the donation amounts to 0.5 Cent and so on.

If you pressed for example 160 correct combinations we would donate $100 \times 1 \text{ Cent} + 60 \times 0.5 \text{ Cent} = 130 \text{ Cent}$ to the project.

To start working on the task, please click “Continue”.

Screen 8 – Task.

Please press the X-button and the Y-button alternately. So far you have pressed X correct combinations and therefore generated a donation of €Y.

Screen 9 – Result.

You entered X correct key combinations and thus generated a total donation of €Y.

We will transfer this amount for you to the project “Fight against Hunger” of SOS-Kinderdörfer.

Please wait until all participants are finished with the task.

Screen 10 – Confirmation of Donation.

As announced, you have the possibility to check the confirmation of donation for the total amount of donations generated over the course of this study. For this, we will upload a confirmation on the following website within the next couple of days, after transferring the donations:

LINK

You can now copy the website's address or take a picture of it.

Screen 11 – Information Donation.

You now once again have the possibility to generate a donation. This time, we will transfer the money for you to the project “Bolivia: Children in Poverty Districts” by SOS-Kinderdörfer.

In the slums of La Paz, children and their families are living in poverty. Crime, alcoholism and hopelessness are omnipresent. People do not have another opportunity than taking on irregular, precarious and merely profitable jobs. One of the main reasons for the low income per household is the low level of education of many parents: Only about 15 percent hold any degree. Most mothers and fathers therefore do not have any perspective – and the same fate threatens their children. SOS-Kinderdörfer helps by supporting the parents with 30 SOS day nurseries, educational projects, microcredits and psychological help.

Important: Your donation is completely anonymous.

Important: In contrast to the first donation you will not have to inform anyone about your donation. Your second donation is completely anonymous. However, you will have to announce your first donation to all other participants of the experiment hereafter!

You can generate the donation by working on the same task as before. Also, the amount of donation per combination does not change and will be shown to you once again on the next page.

After the end of the study, we will make a confirmation of the donation accessible to you. This confirmation will also be provided on the website to which you have already received the link.

Screen 12 – Reminder Piece Rate.

Here you can once again see the amount of the donation for every entered combination:

Number of combinations	Donation per combination
1–100	1 Cent
101–200	0.5 Cent
201–350	0.25 Cent
351–500	0.1 Cent
501–700	0.05 Cent
ab 701	0.01 Cent

To start working on the task, please click “Continue”.

Screen 13 – Task.

Please press the X-button and Y-button alternately. So far you have pressed X correct combinations and therefore generated a donation of €Y.

Screen 14 – Result.

You entered X correct key combinations and thus generated a donation of €Y.

We will transfer this amount for you to the project “Bolivia: Children in Poverty Districts” of SOS-Kinderdörfer.

Please wait until all participants are finished with the task.

Screen 15 – Mood.

We now once again would like to know about your current mood.

For this purpose, please indicate your answer on a scale of 0 to 10.

0 indicates that your current mood is really bad. 10 indicates that your current mood is really good.

You can choose any number between 0 to 10 to express your mood.

How is your current mood?

Screen 16 – Announcement (PRIVATE-PRIVATE).

In the following, some of the other participants (you are not part of them) will stand up and announce their names as well as their generated donation of part 1. These participants already knew about this while making their decision.

We ask you to stay seated inside your cubicle during this time, and to open your curtain when we ask you to do so.

After this part is finished, we will start with the payment. Please stay seated inside your cubicle until we call your cubicle number.

Screen 16 – Announcement (PUBLIC-PRIVATE).

As announced, before this study is over, you will now inform the other participants on your generated donation in part 1. For this, we will ask you to stand up and stand in front of your cubicle, whereas the curtain is open.

Some of the other participants will also step out of their cubicle at the same time. You will then sequentially state your first names and your generated donations from part 1. We ask you to be silent until your turn and to say the following sentence when requested to do so:

My name is ___ and I generated a donation of ___ Euros in part 1.

As a reminder, you will see the amount of your donation in part 1 on the next page.

Please click “Continue”, check the amount of your donation and step out of the cubicle when we ask you to do so.

Screen 17 – Announcement (Public-Private).

My name is ___ and I generated a donation of ___ Euros in part 1.

B Screenshots

B.1 Experiment A

Remaining time: 19:52

So far you have generated a total donation of 0,00 €. For correctly solving this task your donation increases by **30 Cent**. For a wrong answer, 5 Cent will be subtracted.

Please count all **zeros** in the following table.

Table 1

0	0	0	0	0	1	0	0	0	1
0	1	1	1	1	1	0	0	0	1
0	1	1	0	1	0	1	1	1	1
1	0	0	1	1	1	1	1	0	1
0	1	1	0	0	0	0	0	0	0
1	1	0	0	1	0	1	1	0	0
0	1	0	1	1	0	1	0	1	0
1	1	0	0	0	1	1	0	1	1
0	0	1	1	1	0	0	0	0	1
1	0	0	0	0	0	1	1	1	1
1	1	1	0	0	1	1	0	0	1
1	0	1	1	1	1	0	1	0	1
0	1	1	1	1	1	1	1	0	1
1	1	1	0	0	0	0	0	0	1
0	1	1	0	0	0	1	1	1	1

How many zeros did you count?

Confirm input

Stop working

Figure B.1. Screenshot of real-effort task *Counting Zeros* for Experiment A

B.2 Experiment B

Remaining time: 4:46

Please press the X-button and the Y-button alternately.

So far you have pressed **0** correct combinations and therefore generated a donation of **€ 0**.

Figure B.2. Screenshot of real-effort task *Click for Charity* for Experiment B