

Ferreira, Pedro; Gomes, Sofia

## Article

# Work-life balance and work from home experience: Perceived organizational support and resilience of European workers during COVID-19

Administrative Sciences

## Provided in Cooperation with:

MDPI – Multidisciplinary Digital Publishing Institute, Basel

*Suggested Citation:* Ferreira, Pedro; Gomes, Sofia (2023) : Work-life balance and work from home experience: Perceived organizational support and resilience of European workers during COVID-19, Administrative Sciences, ISSN 2076-3387, MDPI, Basel, Vol. 13, Iss. 6, pp. 1-15, <https://doi.org/10.3390/admsci13060153>

This Version is available at:

<https://hdl.handle.net/10419/275618>

### Standard-Nutzungsbedingungen:

Die Dokumente auf EconStor dürfen zu eigenen wissenschaftlichen Zwecken und zum Privatgebrauch gespeichert und kopiert werden.

Sie dürfen die Dokumente nicht für öffentliche oder kommerzielle Zwecke vervielfältigen, öffentlich ausstellen, öffentlich zugänglich machen, vertreiben oder anderweitig nutzen.

Sofern die Verfasser die Dokumente unter Open-Content-Lizenzen (insbesondere CC-Lizenzen) zur Verfügung gestellt haben sollten, gelten abweichend von diesen Nutzungsbedingungen die in der dort genannten Lizenz gewährten Nutzungsrechte.

### Terms of use:

*Documents in EconStor may be saved and copied for your personal and scholarly purposes.*

*You are not to copy documents for public or commercial purposes, to exhibit the documents publicly, to make them publicly available on the internet, or to distribute or otherwise use the documents in public.*

*If the documents have been made available under an Open Content Licence (especially Creative Commons Licences), you may exercise further usage rights as specified in the indicated licence.*



<https://creativecommons.org/licenses/by/4.0/>

## Article

# Work–Life Balance and Work from Home Experience: Perceived Organizational Support and Resilience of European Workers during COVID-19

Pedro Ferreira \*  and Sofia Gomes 

Research on Economics, Management and Information Technologies, REMIT, Portucalense University, 4200-072 Porto, Portugal; sofiag@upt.pt

\* Correspondence: pferreira@upt.pt

**Abstract:** During the COVID-19 pandemic, most workers had to work from home due to the successive lockdowns across European countries. This constraint posed significant challenges to many workers and companies regarding working conditions and work–life balance. Framed by the job demands–resources model (JD–R), the goal of this paper is to examine the association of perceived organizational support (POS) and individual resilience (IR) with work–life balance (WLB) during the COVID-19 pandemic across European countries. This goal is complemented by assessing the role of work-from-home (WFH) as a mediator. Based on a quantitative approach, data were extracted from the second round of the survey “Living, Working, and COVID-19” from Eurofound. A series of regressions using SEM-PLS tested the hypothesis. Findings reveal that WFH negatively influences WLB. POS positively influences WFH and negatively influences WLB when mediated by WFH. IR negatively influences WFH and positively influences WLB when mediated by WFH. These results have essential theoretical implications related to the relations between individual and organizational resources and WLB and practical implications for the management of WFH, namely, the importance of providing adequate organizational resources and promoting the development of individual resources.

**Keywords:** work–life balance; work-from-home (WFH); perceived organizational support (POS) individual resilience; Europe; COVID-19



**Citation:** Ferreira, Pedro, and Sofia Gomes. 2023. Work–Life Balance and Work from Home Experience: Perceived Organizational Support and Resilience of European Workers during COVID-19. *Administrative Sciences* 13: 153. <https://doi.org/10.3390/admsci13060153>

Received: 7 March 2023

Revised: 22 May 2023

Accepted: 7 June 2023

Published: 12 June 2023



**Copyright:** © 2023 by the authors. Licensee MDPI, Basel, Switzerland. This article is an open access article distributed under the terms and conditions of the Creative Commons Attribution (CC BY) license (<https://creativecommons.org/licenses/by/4.0/>).

## 1. Introduction

The COVID-19 pandemic resulted in a massive shift in how people work, with millions of employees worldwide transitioning to work-from-home (WFH) arrangements (Wang et al. 2021; OECD 2021). While WFH offers several advantages, such as increased flexibility and reduced commute time (Gajendran and Harrison 2007; Nakrošienė et al. 2019), it also presents new challenges related to work–life balance (WLB), social isolation, stress, and mental health (Novianti and Roz 2020; Gálvez et al. 2020; Contreras et al. 2020).

In such circumstances, with workers and organizations trying to navigate a completely new and unpredictable situation, individual and organizational resources may play an essential role in a successful WFH experience. According to a recent systematic review on WLB and WFH during COVID-19 (Shirmohammadi et al. 2022), resources emerged as an important factor to understand the relation of WFH and WLB, but although the literature highlights the importance of several resources in the work and non-work domains, there is no reference to individual resilience (IR) and only one study approached social support (Wang et al. 2021), a concept similar to perceived organizational support (POS).

Given this gap in the literature and the increased demands and stressors associated with WFH during the pandemic (Novianti and Roz 2020; Gálvez et al. 2020; Contreras et al. 2020), it is crucial to understand the role of personal and organizational resources, such as IR and POS, in the WFH experience and, in turn, the relation of these with WLB. As such, this study aims to examine the relationship of POS and IR with WLB when mediated by WFH

experience during COVID-19. In the context of the job demands–resources (JD–R) model (Bakker and Demerouti 2017; Xanthopoulou et al. 2007), IR and POS represent individual and organizational resources, respectively, and may be critical for managing and adapting to the challenges posed by the pandemic (Irawanto et al. 2021).

In order to achieve this objective, this study is based on a quantitative approach. Data from 27 European countries were extracted from the second round of the survey “Living, Working, and COVID-19” from Eurofound. Data were analyzed by performing a series of regressions using SEM-PLS to test the hypothesis of the theoretical model. Findings reveal that WFH experience negatively influences WLB. POS positively influences WFH and negatively influences WLB when mediated by WFH. IR negatively influences WFH and positively influences WLB when mediated by WFH.

Given the significance of this topic, examining the experiences and challenges of WFH during the pandemic can contribute to a better understanding of these dynamics to inform future health and organizational policies and practices.

Additionally, by studying the role of individual resilience in the context of remote work and work–life balance, this research can contribute to the identification of specific coping mechanisms that individuals can adopt to navigate the demands and stressors associated with remote work. This can inform resilience-building interventions and support programs.

Finally, researching the impact of organizational support on work–life balance can provide evidence-based insights to organizations on how to effectively design and implement supportive policies, such as flexible work arrangements (e.g., work from home), resources for managing work-related stress, and fostering a culture of work–life integration.

## 2. Theoretical Framework and Hypothesis Development

### 2.1. Job Demands–Resource Model

According to the JD–R model, stress results from the interaction between work demands and job resources (Bakker and Demerouti 2017). Job demands are the physical, psychological, and social demands of the job, including a heavy workload, tight deadlines, and little influence over how things are conducted. In contrast, job resources are employees’ social, psychological, and physical assistance at work, including possibilities for personal development, autonomy, and social support. Most research focused on organizational rather than personal resources (Britt et al. 2021). Nevertheless, Xanthopoulou et al. (2007) also refer to personal resources as a separate but complementary set of resources that employees may mobilize.

The JD–R model states that heightened levels of stress and burnout are related to limited job resources and high job demands. On the other hand, high job resources and low job demands might serve as stress reducers and promote favorable outcomes such as job satisfaction, engagement, and well-being (Bakker et al. 2005; Bakker and de Vries 2021; Bellmann and Hübler 2021).

The JD–R model’s capacity to describe the many outcomes resulting from the same job demands and resources is one of its significant contributions (Bakker and Demerouti 2017). For instance, if there are the right resources, some workers might be able to handle high demands well, while others might become stressed out even under mild demands. Individual characteristics, including coping mechanisms such as individual resilience, can be used to account for this variation.

### 2.2. Work from Home and Work–Life Balance

Working from home (WFH), also called remote work, teleworking, mobile work, or homeworking, consists of work performed by employees from home (Vega et al. 2015). Although this concept emerged in 1970 and progressed after the European Framework Agreement on Telework, signed in 2002, WFH inevitably grew with the confinements imposed by the pandemic and its maintenance, namely, in European countries (OECD 2021) whether total or partial, tending to be fervently discussed.

Reduction in human resource costs, greater worker productivity and performance, reduced turnover intention, and greater social sustainability are some advantages associated with organizations that utilize WFH (Contreras et al. 2020; Vega et al. 2015). On the workers' side, WFH favors autonomy, makes time management more flexible, saves costs and time on commuting to the workplace, improves work planning and work capacity, and allows reconciliation with family life (Gajendran and Harrison 2007; Nakrošienė et al. 2019), in addition to reducing stressful situations (Baruch 2000; Ivasciuc et al. 2022).

Nevertheless, there are growing concerns about the impact of WFH on work–life balance (Kim et al. 2019). Several studies show that higher levels of WLB are experienced when workers who are in remote work are more satisfied with life and are more individualistic in social terms (Nakrošienė et al. 2019; Bellmann and Hübler 2021; Irawanto et al. 2021; Haar et al. 2014), with a positive effect of WFH on WLB (Fedáková and Ištoňová 2017). However, other studies report that WFH does not benefit WLB because, often, family and leisure hours are used to extend working time, which can increase workers' stress if the hours are not flexible or if the workers do not have essential resources available for the performance of their work (Novianti and Roz 2020; Gálvez et al. 2020; Contreras et al. 2020). Thus, WFH can lead to an imbalance between work and personal life, since remote workers tend not to be able to divide their time between work and personal life, which may result in reduced performance and productivity.

This situation is aggravated if the worker lacks the resources to fulfill the dual roles people have to play in their professional and personal life (Irawanto et al. 2021). Facing a rapid and forced transition from face-to-face work to remote work, workers faced social disconnection. They could not create boundaries separating personal and working life, often due to the excessive workload, more intensive monitoring of employers, and sudden changes (work and personal) faced in a short time. In this context, WFH can negatively affect WLB (Irawanto et al. 2021; Adisa et al. 2022; Tejero et al. 2021; Palumbo 2020). In this way, we formulate the following hypothesis:

**H1.** *In emergency remote working, WFH negatively affects WLB.*

### 2.3. Perceived Organizational Support and Individual Resilience

Perceived organizational support (POS) refers to employees' perceptions of the extent to which the organization values their contributions and cares for their well-being (Eisenberger et al. 1986). In times of crisis, when conditions are chaotic and organizational resources are reduced, POS may be a critical asset (Chen and Eyoum 2021; Zheng 2020). As such, workers seek the organization to indicate strategic guidance and provide organizational support (Tu et al. 2021).

In the context of the COVID-19 pandemic, the imposed confinement forced WFH, and organizations found the adaptation to remote work complex (Daniels et al. 2022). In this way, the POS is an organizational resource that can be more difficult to implement when working remotely (Sygit-Kowalkowska et al. 2022; Charalampous et al. 2019) but is more valued by teleworkers than onsite employees (Kohont and Ignjatović 2022). When workers perceive that the organization supports them, remote work tends to feel less socially isolated, to be more engaging and productive, to create resources to feel less stress, and to be more satisfying (Bentley and Yoong 2000; Ali and Anwar 2021), as well as generating a more significant affective commitment to work and the organization (Irfan et al. 2021). In addition, when the worker feels organizational support at the work and personal level, there is greater harmony between work and personal life, reducing the ambiguity of roles that the worker plays in these two spheres (Irfan et al. 2021). Thus, POS can positively influence WLB (Sheikh 2023; Mishra and Bharti 2020; Lamprinou et al. 2021). In this context, the following hypotheses were formulated:

**H2.** *In emergency remote working, POS positively affects WFH.*

**H2a.** *In emergency remote working, the POS positively affects the WLB when mediated by WFH.*

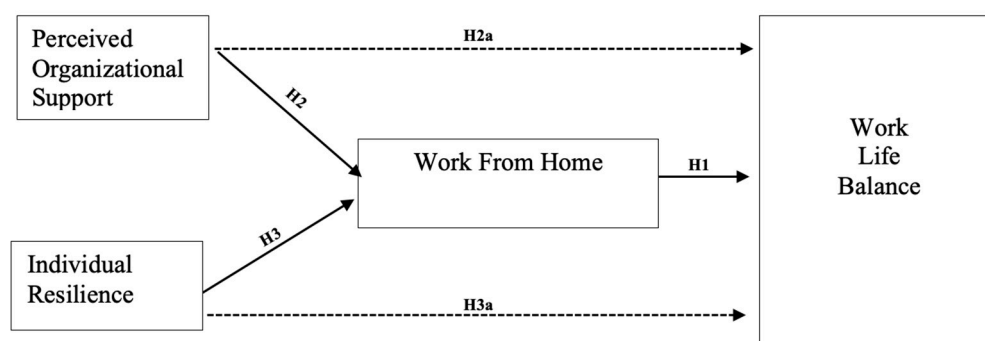
Resilience is the ability to bounce back from adversity and adapt to change, and it has been shown to play a crucial role in coping with stress and maintaining well-being (Van Kessel 2013). Individual resilience is a personal resource and can be interpreted as skills workers can mobilize during stress (Ford et al. 2011). Workers with higher levels of individual resilience tend to be more productive (Kwok et al. 2014), less stressed and more satisfied with life (Shatte et al. 2017), and have greater emotional control and be positive and mentally robust when facing adversity (Avey et al. 2011). In more complicated and adverse work environments, as was the context of emergency remote working during the pandemic, more resilient workers tend to be more committed to the work to be completed (Shatte et al. 2017; Avey et al. 2011; Robertson et al. 2015), also achieving a better balance between personal and work life, i.e., a greater WLB (Hopkins and Bardoel 2023; Marques and Berry 2021).

In an integrated approach, WLB can be achieved through individual, organizational, and family efforts (Marques and Berry 2021). The imbalance between work and personal life can be caused by individual characteristics and obstacles imposed by work and personal situations, whose solutions differ at the individual level. Thus, higher levels of individual resilience leads remote workers to maximize opportunities to promote WLB due to greater flexibility to carry out work tasks and greater autonomy and, at the same time, reduce its inhibitors, such as stress, exhaustion, and fatigue that moving to organizations can trigger (Marques and Berry 2021). The following hypotheses were formulated:

**H3.** *In emergency remote working, IR positively affects WFH.*

**H3a.** *In emergency remote working, IR positively affects WLB when mediated by WFH.*

Based on the literature review, we propose the structural model shown in Figure 1.



**Figure 1.** Structural model. Note: direct effects (→); indirect effects (→→).

### 3. Materials and Methods

#### 3.1. Data and Sample

Data were taken from the “Living, Working and COVID-19” e-survey conducted by the European Foundation for the Improvement of Living and Working Conditions (Eurofound 2020). Eurofound’s innovative e-survey aims to assist policymakers in bringing about a fair recovery from the crisis by giving a glimpse of the pandemic’s effects on people’s life. The data include information on various subjects, such as employment status, working conditions, work–life balance, the extent of teleworking, job security, job satisfaction, and experiences with working from home. The total number of indicators collected was 393. The data in this study were taken from the second round (the project has five rounds), collected in July 2020, when most European economies and societies were gradually reopening from the first significant lockdown. According to information on methodological procedures provided by the European Foundation for the Improvement of Living and Working Conditions (Eurofound 2020), the questionnaire was collected using a non-probabilistic sampling method. Participants were recruited using snowball sampling methods and social media advertisements. As such, this method produced an



unrepresentative sample. Only the second round was used because the relevant variables for the present study were only collected in this round.

The second wave sample consisted of 24,144 valid responses collected from 27 countries in Europe (Austria, Belgium, Bulgaria, Croatia, Cyprus, Czechia, Denmark, Estonia, Finland, France, Germany, Greece, Hungary, Ireland, Italy, Latvia, Lithuania, Luxembourg, Malta, Netherlands, Poland, Portugal, Romania, Slovakia, Slovenia, Spain, and Sweden). Given the study's objective, the sample was additionally filtered by the situation of the participants regarding employment, only retaining in the sample the participants employed by third parties and self-employed workers (with and without workers). Thus, the final sample was composed of 14,298 valid responses.

Four groups of variables from this questionnaire were used. All the items available for each each variable were used: (i) work-from-home with five items; (ii) work–life balance with five items; (iii) perceived organizational support with two items; and (iv) individual resilience with two items. In addition, sociodemographic variables such as age, gender, educational level, country, and employment status were collected. The work-from-home and individual resilience variables were measured on a five-point Likert scale: 1—strongly disagree and 5—strongly agree. The work–life balance and perceived organizational support variables were measured on a five-point Likert scale: 1—never and 5—always.

### 3.2. Data Analysis

First, a statistical analysis was performed on the variables and the items that measured the variables contained in the structural model using the SPSS (v.25) software. Then, multiple linear regressions were performed using the ordinary least squares (OLS) method to assess the impact of sociodemographic variables on the constructs of the structural model. Then, we used the partial least square (PLS) method of Smart PLS (V3.0) to test the relationships between variables that appeared in the structural model. The PLS method is a method that combines statistical analysis with regressions (Ringle et al. 2020). As assumptions, it has the non-normality of the data, having been confirmed that the items used in this study do not have a normal distribution from the kurtosis and skewness statistics. Thus, the data from this study were analyzed in five steps:

- (i) Statistical analysis of variables and items that measure them;
- (ii) Multiple linear regressions with the variables included in the structural model and the sociodemographic variables;
- (iii) Analysis of the items that measure the constructs to ensure measurement validity and reliability and common method bias test;
- (iv) Testing of the structural model and hypotheses via bootstrapping;
- (v) Bootstrap analysis to measure the mediating effect of working from home.

## 4. Results

### 4.1. Statistics Description

The sample of this study is composed of 14,298 participants, of which 30.2% are men and 68.1% are women, with the remaining “another way” or did not respond. The average age is 50.6 years. There is an equal distribution of participants across countries, with the most expressive nationality being Irish (10.2%), followed by Portuguese (7.0%), Hungarian (6.9%), Romanian (5.4%), Spanish (5.1%), and German (4.8%). Regarding professional occupation, 85.9% are employed, 10.2% are self-employed without employees, and 3.9% are self-employed with employees. A total of 72% of participants have higher education. The details are shown in Table 1.

**Table 1.** Socio-demographic characterization of participants.

	Frequency	Percentage
Gender		
Male	4322	30.20%
Female	9740	68.15%
Other	236	1.65%
Age		
<25 years	592	4.14%
25–35 years	1881	13.16%
36–50 years	4315	30.18%
51–65 years	6870	48.05%
>66	640	4.48%
Profession Occupation		
Employed	12,280	85.90%
Self-Employed without employees	1461	10.20%
Self-Employed with employees	557	3.90%
Education		
Primary	642	4.49%
Secondary	3364	23.53%
Tertiary	10,292	71.98%
Nationality		
Irish	1463	10.20%
Portuguese	998	7.00%
Hungarian	985	6.90%
Romanian	768	5.40%
Spanish	735	5.10%
Others (<5%)	9349	65.39%

Table 2 contains the statistics (mean and standard deviation) of the variables that appear in the structural model and the indicators that measure them. The statistical description of these variables by country can be found in Appendix A.

Regarding the items that measure the WFH, in general, the participants agree with them. The items that generate more remarkable agreement among the participants are job satisfaction ( $M = 3.73$ ) and adequacy of the equipment available at home for proper work performance ( $M = 3.69$ ). The WLB items present an average below the scale's mid-point ( $M = 2.46$ ), meaning a perception of a good WLB. On average, the items that register a higher frequency are feeling too tired after work to carry out essential domestic tasks ( $M = 2.95$ ) and preoccupied with work when not working ( $M = 2.76$ ). Sample participants show average levels ( $M = 2.60$ ) of IR but high POS ( $M = 3.46$ ), especially from co-workers ( $M = 3.57$ ).

**Table 2.** Statistical description of variables.

	Mean	Std. Deviation
Work from home (WFH) *	3.54 **	1.169 **
WFH1. I am satisfied with the amount of work I managed to do	3.51	1.125
WFH2. I am satisfied with the quality of my work	3.73	1.009
WFH3. With the equipment I have at home I could do my work properly	3.69	1.129
WFH4. My employer provided all the equipment I need to work from home	3.12	1.423
WFH5. Overall, I am satisfied with my experience of working from home	3.63	1.157
Work–life balance (WLB) *	2.46 **	1.030 **
WLB1. Kept worrying about work when you were not working	2.76	1.136
WLB2. Felt too tired after work to do some of the household jobs that need to be done	2.95	0.992
WLB3. Found that your job prevented you from giving the time you wanted to your family	2.63	1.121
WLB4. Found it difficult to concentrate on your job because of your family responsibilities	2.11	0.968
WLB5. Found that your family responsibilities prevented you from giving the time you should to your job	1.85	0.933
Individual resilience (IR) *	2.60 **	1.024 **
IR1. I find it difficult to deal with important problems that come up in my life	2.58	1.032
IR2. When things go wrong in my life, it generally takes me a long time to get back to normal	2.62	1.017
Perceived organizational support (POS) *	3.46 **	1.097 **
POS1. Your colleagues or peers help and support you	3.57	1.026
POS2. Your manager helps and supports you	3.35	1.168

Note: \*\* Mean value of items that measure latent variables.

#### 4.2. Role of the Sociodemographic Condition of the Participants

Through multiple linear regressions, we tested the relationship between gender and age with the variables in the structural model (Table 3). The results reveal that men have higher levels of satisfaction with the experience of WFH. However, it is women who have higher levels of WLB and IR. Gender is not statistically significant in explaining POS. Concerning age, older workers tend to have higher levels of satisfaction with the experience of WFH, but younger workers have higher levels of WLB, IR, and POS.

#### 4.3. Measures of Reliability and Validity

First, a confirmatory factor analysis (CFA) was performed to assess the reflexive nature of the structural model. In the reflective PLS model, the constructs are the common cause of the items that measure them, and the observed constructs have no causal effects on the corresponding constructs (Ringle et al. 2020). All items represent high confirmatory factor loads (>0.60), as shown in Table 4 and in Figure 2.



**Table 3.** Effect of gender and age on structural model constructs.

	Gender		Age	
	Beta	p-Value	Beta	p-Value
WFH	−0.032	<0.001	0.055	<0.001
WLB	0.077	<0.001	−0.067	<0.001
IR	0.026	<0.001	−0.070	<0.001
POS	0.017	>0.010	−0.027	<0.001

**Table 4.** Evaluation of PLS reflexive model.

	Confirmatory Factor Loads	C $\alpha$	CR	AVE	WFH	WLB	IR	POS
Work from home (WFH)		0.766	0.849	0.542	<b>0.736</b>			
WFH1.	0.797							
WFH2.	0.807							
WFH3.	0.770							
WFH4.	0.783							
WFH5.	0.827							
Work–life balance (WLB)		0.773	0.846	0.525	−0.181	<b>0.725</b>		
WLB1.	0.746							
WLB2.	0.702							
WLB3.	0.745							
WLB4.	0.787							
WLB5.	0.735							
Individual resilience (IR)		0.757	0.891	0.804	−0.192	0.230	<b>0.897</b>	
IR1.	0.911							
IR2.	0.882							
Perceived or- ganizational support (POS)		0.696	0.868	0.767	0.132	−0.216	−0.142	<b>0.876</b>
POS1.	0.865							
POS2.	0.886							

Note: AVE square root in bold.

According to the reference values of [Hair et al. \(2019\)](#), the model has an excellent model fit GFI = 0.925 (reference value > 0.90); CFI = 0.967 (reference value > 0.90); IFI = 0.989 (reference value > 0.90); RMSEA = 0.067 (reference value < 0.08).

To assess the reliability of the sample, we used three measures proposed by [Hair et al. \(2019\)](#): Cronbach's alpha (reference Ca > 0.70), composite reliability (reference CR > 0.70), and average variance extracted (reference AVE > 0.50). The discriminant validity of the constructs was assessed using the Fornell–Larcker criterion ([Fornell and Larcker 1981](#)). The results of these measurements are shown in Table 4. The results obtained for Ca, CR, and AVE are superior to the reference values, so the model is convergent and reliable. There is also discriminant validity according to the Fornell–Larcker criterion (in Table 4, in bold on the diagonal) since the square root of the AVE of each variable shown in bold on the diagonal is greater than the correlation of each latent variable (off the diagonal).

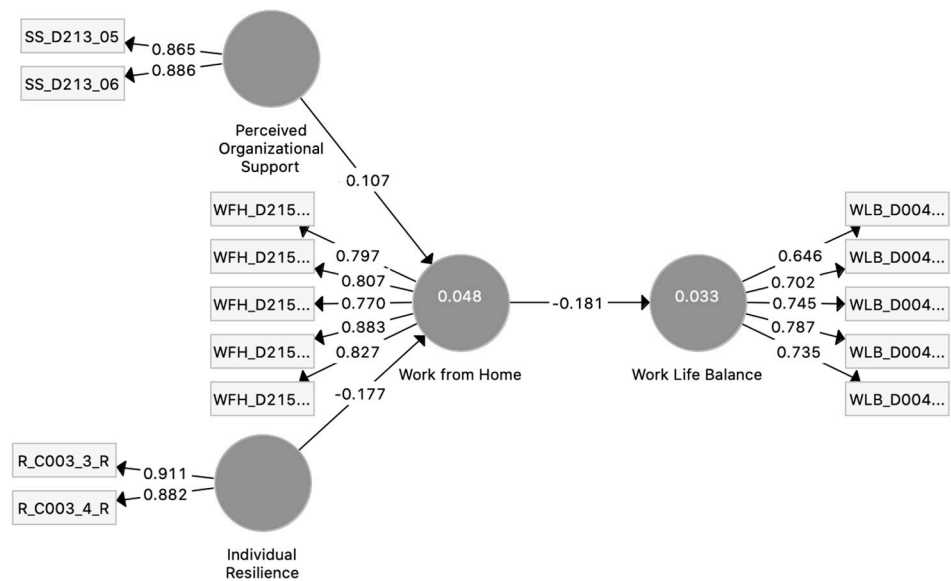


Figure 2. Model obtained after applying the PLS method to the research model.

Given that the type of questions used to collect the variables’ indicators could suffer from some consistency of answers or social desirability trends that could bias the results, we performed a common method bias (CMB) through the Harman one-factor test. The structural model contains four constructs with an accumulated variance of 61.69%, with the most prominent factor explaining only the variation of 28.17%. As no single factor explains a variance more significant than 50%, it is unlikely that our data are affected by the CMB. Finally, we calculated the predictive relevance using Stone–Geisser (Q2). The predictive relevance to predict WFH and WLB is greater than zero ( $Q2 = 0.252$  and  $Q2 = 0.173$ , respectively), so the model reveals predictive relevance.

4.4. Structural Model Testing

First, the direct relationships of the structural model were tested through a bootstrapping analysis. We then performed a second bootstrapping analysis to measure the mediating effect of WFH. The results of these two tests are shown in Figure 3.

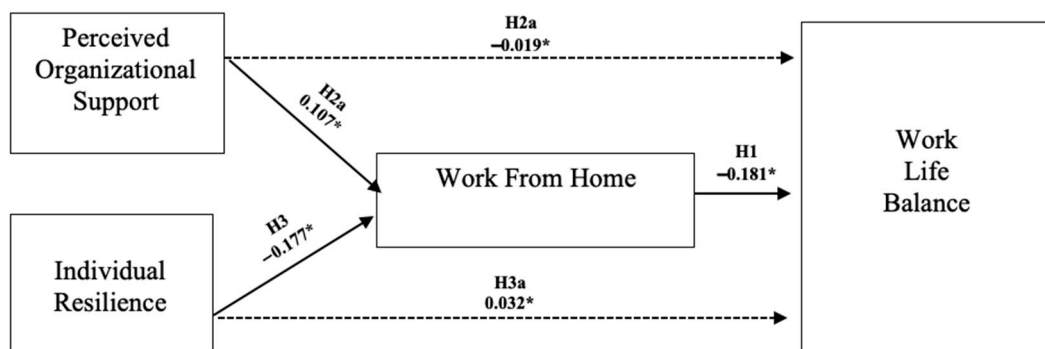


Figure 3. Results of structural model testing. Note: \*  $p < 0.001$ ; direct effects (→); indirect effects (- ->).

The results reveal that WFH negatively influences WLB ( $b = -0.181$ ), confirming H1. POS positively influences WFH ( $b = 0.107$ ) and negatively influences WLB ( $b = -0.019$ ) when mediated by WFH, confirming hypothesis H2 and rejecting H2a. IR negatively influences WFH ( $b = -0.177$ ) and positively influences WLB ( $b = 0.032$ ) when mediated by WFH, rejecting H3 and confirming H3a.

## 5. Discussion

When confinement became mandatory in European countries between March and June 2020 due to the COVID-19 pandemic, companies were forced to implement remote work measures (Cuerdo-Vilches et al. 2021). Bearing in mind that it was a decision driven by an event, which until then had been unpredictable, the implementation of remote work took on an emergency nature (Oliveira et al. 2020). In this way, many companies did not have procedures designed and implemented for this type of work due to this combination of emergency and mandatory confinement. Many companies and workers experienced this work format for the first time. In this context, it became relevant to assess how the WFH experience conditioned the well-being of workers, how organizations and employees were equipped to deal with such situations, and how it affected the perception of WFH and workers' WLB.

Framed by the JD-R model, this research aimed to examine the role of organizational and personal resources—POS and IR, respectively—in WLB in the context of emergency remote work. This study also examined the mediating role of WFH experience in that relationship.

The findings revealed that WFH is negatively related to WLB ( $b = -0.181$ ). Remote working can contribute to stress reduction (Baruch 2000) by allowing to save costs, more flexible time management, and the conciliation of work and family life (Gajendran and Harrison 2007; Nakrošienė et al. 2019). However, WFH is a specific form of remote working (Sostero et al. 2020; ILO 2020) that blurs the line between professional and family life (Delanoëje et al. 2019). Additionally, WFH during the pandemic was an emergency solution, which means that companies and employees did not anticipate and prepare for this transition. An indicator of this ill-preparedness is reported in the study by Cuerdo-Vilches et al. (2021): in Spain, more than 25% of houses did not offer the proper conditions for WFH, such as the availability of exclusive spaces for teleworking, quality of digital resources, and the specific space features, among others. Finally, since confinement was a general measure for the population, employees could work at home while their family (spouses, children, and other relatives) were working or schooling at home.

Regarding the role of organizational and personal resources, the results show different behaviors for POS and IR. While POS is positively related to WFH ( $b = 0.107$ ), IR is negatively related to WFH ( $b = -0.177$ ). During the confinement, organizations and employees found the adaptation to remote work complex (Daniels et al. 2022), which made all the help and supported more valuable to employees (Charalampous et al. 2019). When workers perceived that their managers and co-workers were there to help and support them, the WFH experience became more engaging, less socially isolating, and less stressful (Kohont and Ignjatović 2022; Bentley and Yoong 2000).

On the opposite side of this, IR seems to be negatively related to WFH ( $b = -0.177$ ). Facing a situation of emergency remote working, it would be expected that more resilient workers could cope better with remote working (Shatte et al. 2017; Robertson et al. 2015) and, thus, exhibit a better WFH experience. However, WFH experience measurement in this study includes the respondent's satisfaction with the quality and amount of work completed (refer to Table 1). According to a study from Scheibe et al. (2022) with 1715 university employees during COVID-19 lockdown (in February 2021), resilience was negatively related to workload, meaning that more resilient workers tend to be less satisfied with the amount of work they perform or they are given.

Finally, this study measured the relationship of resources with WLB when mediated by the WFH experience. The findings support the hypothesis that IR positively relates to WLB when mediated by the WFH experience ( $b = 0.032$ ). This result is aligned with the previous literature (Avey et al. 2011). More resilient workers deal better with stress and pressure by seizing the opportunities offered by challenging situations. In this case, WFH offered the opportunity to reduce costs and commute time while enjoying greater autonomy and flexibility in time management (Gajendran and Harrison 2007; Nakrošienė et al. 2019), potentially impacting WLB.

On the other hand, POS shows a negative relation with WLB when mediated by the WFH experience ( $b = -0.019$ ). Once again, the emergency and involuntary remote working situation can contribute to explaining this result. Compulsory confinement forced companies and workers to transform their way of working overnight. The absence of a plan that accompanied this transition, including the reduced or no preparation of people to work, interact, and provide support from a distance, may have created the perception that organizational support was inadequate. The lack of preparation for an emergency remote work situation may also have led to longer and more irregular working hours, thus, conditioning the WLB of remote workers (Felstead and Henseke 2017; Vayre et al. 2022a).

## 6. Conclusions

The fulfillment of the objective of this study demonstrates that the quality and quantity of organizational and personal resources are relevant for WLB. In involuntary and emergency remote work, the need for these resources becomes even more evident for WLB, especially when considering WFH, a specific form of remote work.

There are, nevertheless, some limitations. The tested model is not exhaustive in terms of organizational and personal resources. Although POS and IR represent organizational and personal resources, respectively, other resources could be relevant. Another limitation of this study is related to the variables provided by the e-survey “Living, Working and COVID-19” conducted by the European Foundation for the Improvement of Living and Working Conditions (Eurofound 2020). As it is a secondary database, the constructs were measured using the indicators available in this database. Different and additional indicators for the constructs can lead to different results. In addition, the sample is unbalanced in terms of gender (it has more women than men) and, in a balanced sample, the results may be different. It would be interesting in future lines of investigation to replicate the structural model of this study and compare the results for men and women, and even for generations (X, Y, and Z). Finally, despite the wide scope, this study is limited to European countries, and to a specific moment (July 2020), when European countries began to ease the restriction measures. The cross-sectional approach of this study limits the results to that specific moment, not allowing for the capture of the dynamic nature of the phenomenon. As such, future research should focus on comparisons of results not only in different moments of the pandemic, but also during and after the pandemic. Finally, there is a dearth of research examining the role of organizational policies, practices, and interventions in promoting work–life balance and mitigating the negative consequences of remote work (Pillai and Prasad 2023). Understanding the factors that contribute to successful work–life integration in a remote work setting and identifying effective strategies for managing work-related stress and maintaining personal well-being are areas that require further exploration.

This research allows us to make several contributions, both theoretical and practical. First, this research confirms the potential of the JD–R model not only to function as a theoretical lens to explain the dynamics between resources and demands in an extreme situation such as a pandemic, but also as a framework for an alternative way of working, such as WFH. By placing the WFH experience as a moderator between job resources (both organizational and individual) and workers’ well-being through WLB, this research makes another theoretical contribution by expanding and enriching the JD–R model. Additionally, the results of this research reveal the importance of combining individual and organizational resources in order to enhance WFH, and efficiently promote WLB.

Following the theoretical contributions, this research adds new insights to the management of the remote work experience, while keeping in mind employees’ well-being. One of the implications is related to preparing and training employees to deal with the effects of working remotely. This research draws attention to the need for organizations to develop remote work management training programs, focused on training resilience and supporting skills. On the one hand, this implication highlights the importance of training workers to cope with obstacles coming across when working remotely (especially from

home), thus, improving their resilience; on the other hand, the need to focus on the crucial role of training leadership to develop more supportive behaviors and strategies.

Another practical implication is related to the development of policies and organizational practices capable of facilitating and promoting a supportive environment, while enhancing the work-from-home experience. This may include the development of specific teleworking support and assistance (Vayre et al. 2022b), and human resources policies that stimulate the sense of purpose and belonging (Nakrošienė et al. 2019; De Vries et al. 2018). Supportive environments create the conditions for greater social and organizational connectedness, which, in turn, contributes to well-being (Brown and Leite 2023).

The growing trend of remote work (OECD 2021), especially WFH, will put more pressure on workers' health and well-being. As such, contributing to improving the experience of WFH, namely, by reinforcing personal and organizational resources, can be paramount to strengthening workers' health and well-being.

**Author Contributions:** Conceptualization, P.F.; methodology, S.G.; software, S.G.; validation, P.F.; formal analysis, S.G.; resources, P.F.; data curation, S.G.; writing—original draft preparation, P.F. and S.G.; writing—review and editing, P.F. and S.G.; visualization, S.G.; supervision, P.F.; project administration, P.F. All authors have read and agreed to the published version of the manuscript.

**Funding:** This work was supported by the UIDB/05105/2020 Program Contract, funded by national funds through the FCT I.P.

**Institutional Review Board Statement:** Ethical review and approval were waived for this study due to the use of secondary data, not collected directly from subjects.

**Informed Consent Statement:** According to the data source, informed consent was obtained from all subjects involved in the study.

**Data Availability Statement:** The data presented in this study are available at Eurofound (2020), Living, working and COVID-19 dataset, Dublin, <http://eurofound.link/covid19data>.

**Conflicts of Interest:** The authors declare no conflict of interest.

## Appendix A Statistical Description of Variables by Country

		WLB	WFH	IR	POS
Austria	Mean	3.75	2.32	3.56	2.32
	Std. deviation	0.761	0.837	0.932	0.949
Belgium	Mean	3.40	2.37	3.49	2.53
	Std. deviation	0.750	0.824	0.905	0.939
Bulgaria	Mean	3.42	2.47	3.29	2.32
	Std. deviation	0.767	0.995	1.008	1.019
Croatia	Mean	3.51	2.60	3.37	2.79
	Std. deviation	0.741	0.951	0.830	0.996
Cyprus	Mean	3.29	2.58	3.35	2.56
	Std. deviation	0.777	0.950	1.001	1.073
Czechia	Mean	3.76	2.24	3.48	2.62
	Std. deviation	0.705	0.828	0.881	1.016
Denmark	Mean	3.82	2.08	3.62	2.27
	Std. deviation	0.690	0.784	0.880	0.930
Estonia	Mean	3.61	2.38	3.35	2.32
	Std. deviation	0.727	0.916	0.919	0.927
Finland	Mean	3.56	2.18	3.31	2.63
	Std. deviation	0.701	0.800	0.860	0.891
France	Mean	3.60	2.43	3.50	2.61
	Std. deviation	0.758	0.913	0.924	1.099

Germany	Mean	3.78	2.47	3.44	2.52
	Std. deviation	0.766	0.835	0.927	0.994
Greece	Mean	3.30	2.68	3.21	2.51
	Std. deviation	0.717	0.897	0.897	0.986
Hungary	Mean	3.80	2.19	3.28	2.43
	Std. deviation	0.747	0.791	0.981	1.056
Ireland	Mean	3.50	2.48	3.55	2.60
	Std. deviation	0.747	0.805	0.939	0.927
Italy	Mean	3.31	2.58	3.42	2.69
	Std. deviation	0.751	0.913	0.892	1.136
Latvia	Mean	3.45	2.43	3.28	2.53
	Std. deviation	0.753	0.957	0.974	0.994
Lithuania	Mean	3.66	2.35	3.38	2.52
	Std. deviation	0.757	0.906	0.816	1.016
Luxembourg	Mean	3.39	2.45	3.42	2.51
	Std. deviation	0.765	0.885	0.901	1.024
Malta	Mean	3.34	2.36	3.43	2.69
	Std. deviation	0.712	0.930	0.900	0.936
Netherlands	Mean	3.78	2.44	3.69	2.54
	Std. deviation	0.699	0.985	0.871	0.992
Poland	Mean	3.49	2.66	3.33	2.68
	Std. deviation	0.763	0.939	0.914	0.989
Portugal	Mean	3.31	2.39	3.50	2.73
	Std. deviation	0.738	0.858	0.812	1.031
Romania	Mean	3.42	2.36	3.16	2.59
	Std. deviation	0.733	0.865	0.919	1.017
Slovakia	Mean	3.72	2.47	3.28	2.75
	Std. deviation	0.667	0.930	0.886	1.074
Slovenia	Mean	3.76	2.47	3.46	2.37
	Std. deviation	0.672	0.932	0.923	0.899
Spain	Mean	3.47	2.56	3.49	2.62
	Std. deviation	0.763	0.953	0.896	0.989
Sweden	Mean	3.77	2.27	3.45	2.34
	Std. deviation	0.649	1.094	1.006	0.848

## References

- Adisa, Toyin Ajibade, Elena Antonacopoulou, T. Alexandra Beauregard, Michael Dickmann, and Olatunji David Dadekoya. 2022. Exploring the Impact of COVID-19 on Employees' Boundary Management and Work–Life Balance. *British Journal of Management* 33: 1694–709. [\[CrossRef\]](#)
- Ali, Bayad Jamal, and Govand Anwar. 2021. An empirical study of employees' motivation and its influence job satisfaction. *International Journal of Engineering, Business and Management* 5: 21–30. [\[CrossRef\]](#)
- Avey, James B., Rebecca J. Reichard, Fred Luthan, and Ketan H. Mhatre. 2011. Meta-analysis of the impact of positive psychological capital on employee attitudes, behaviors, and performance. *Human Resource Development Quarterly* 22: 127–52. [\[CrossRef\]](#)
- Bakker, Arnold B., and Evangelia Demerouti. 2017. Job demands-resources theory: Taking stock and looking forward. *Journal of Occupational Health Psychology* 22: 273–85. [\[CrossRef\]](#)
- Bakker, Arnold B., and Juriena D. de Vries. 2021. Job Demands–Resources theory and self-regulation: New explanations and remedies for job burnout. *Anxiety, Stress and Coping* 34: 1–21. [\[CrossRef\]](#) [\[PubMed\]](#)
- Bakker, Arnold B., Evangelia Demerouti, and Martin C. Euwema. 2005. Job Resources Buffer the Impact of Job Demands on Burnout. *Journal of Occupational Health Psychology* 10: 170–80. [\[CrossRef\]](#) [\[PubMed\]](#)
- Baruch, Yehuda. 2000. Teleworking: Benefits and pitfalls as perceived by professionals and managers. *NewTechnology. Work and Employment* 15: 34–49. [\[CrossRef\]](#)
- Bellmann, Lutz, and Olaf Hübler. 2021. Working from home, job satisfaction and work–life balance—Robust or heterogeneous links? *International Journal of Manpower* 42: 424–41. [\[CrossRef\]](#)
- Bentley, Kaye, and Pak Yoong. 2000. Knowledge work and telework: An exploratory study. *Internet Research* 10: 346–56. [\[CrossRef\]](#)
- Britt, Thomas W., Marissa L. Shuffler, Riley Pegram, Phoebe Xoxakos, Patrick Rosopa, Emily Hirsh, and William Jackson. 2021. Job demands and resources among healthcare professionals during virus pandemics: A review and examination of fluctuations in mental health strain during COVID-19. *Applied Psychology* 70: 120–49. [\[CrossRef\]](#)



- Brown, Adam, and Ana C. Leite. 2023. The effects of social and organizational connectedness on employee well-being and remote working experiences during the COVID-19 pandemic. *Journal of Applied Social Psychology* 53: 134–52. [CrossRef]
- Charalampous, Maria, Christine A. Grant, Carlo Tramontano, and Evie Michailidis. 2019. Systematically reviewing remote e-workers' well-being at work: A multidimensional approach. *European Journal of Work and Organizational Psychology* 28: 51–73. [CrossRef]
- Chen, Han, and Khalid Eyoun. 2021. Do mindfulness and perceived organizational support work? Fear of COVID-19 on restaurant frontline employees' job insecurity and emotional exhaustion. *International Journal of Hospitality Management* 94: 102850. [CrossRef] [PubMed]
- Contreras, Francoise, Elif Baykal, and Ghulam Abid. 2020. E-Leadership and Teleworking in Times of COVID-19 and Beyond: What We Know and Where Do We Go. *Frontiers in Psychology* 11: 3484. [CrossRef]
- Cuerdo-Vilches, Teresa, Miguel Ángel Navas-Martín, and Ignacio Oteiza. 2021. Working from Home: Is Our Housing Ready? *International Journal of Environmental Research and Public Health* 18: 7329. [CrossRef] [PubMed]
- Daniels, Ruby A., Leslie A. Miller, Michael Zia Mian, and Stephanie Black. 2022. One size does NOT fit all: Understanding differences in perceived organizational support during the COVID-19 pandemic. *Business and Society Review* 127: 193–222. [CrossRef]
- De Vries, Hanna, Lars Tummers, and Victor Bekkers. 2018. The benefits of teleworking in the public sector: Reality or rhetoric? *Review of Public Personnel Administration* 39: 570–93. [CrossRef]
- Delanoëije, Joni, Marijke Verbruggen, and Lynn Germeys. 2019. Boundary Role Transitions: A Day-to-Day Approach to Explain the Effects of Home-Based Telework on Work-to-Home Conflict and Home-to-Work Conflict. *Human Relations* 72: 1843–68. [CrossRef]
- Eisenberger, Robert, Robin Huntington, Steven Hutchison, and Debora Sowa. 1986. Perceived organizational support. *Journal of Applied Psychology* 71: 500–7. [CrossRef]
- Eurofound. 2020. Living, Working and COVID-19 Dataset, Dublin. Available online: <http://eurofound.link/covid19data> (accessed on 6 January 2023).
- Fedáková, Denisa, and Lucia Ištoňová. 2017. Slovak IT-Employees and New Ways of Working: Impact on Work-Family Borders and Work-Family Balance. *Československá Psychologie (Czechoslovak Psychology)* 61: 68–83.
- Felstead, Alan, and Golo Henseke. 2017. Assessing the growth of remote working and its consequences for effort, well-being and work-life balance. *New Technology, Work and Employment* 32: 195–212. [CrossRef]
- Ford, Michael T., Christopher P. Cerasoli, Jennifer A. Higgins, and Andrew L. Descesare. 2011. Relationships between psychological, physical, and behavioral health and work performance: A review and meta-analysis. *Work and Stress* 25: 185–204. [CrossRef]
- Fornell, Claes, and David F. Larcker. 1981. Structural equation models with unobservable variables and measurement error: Algebra and Statistics. *Journal of Marketing Research* 18: 382–88. [CrossRef]
- Gajendran, Ravi S., and David A. Harrison. 2007. The good, the bad, and the unknown about telecommuting: Meta-analysis of psychological mediators and individual consequences. *Journal of Applied Psychology* 92: 1524. [CrossRef] [PubMed]
- Gálvez, Ana, Francisco Tirado, and Jose M. Alcaraz. 2020. 'Oh! Teleworking!' Regimes of Engagement and the Lived Experience of Female Spanish Teleworkers. *Business Ethics* 29: 180–92. [CrossRef]
- Haar, Jarrod M., Marcello Russo, Albert Sune, and Ariane Ollier-Malaterre. 2014. Outcomes of work-life balance on job satisfaction, life satisfaction and mental health: A study across seven cultures. *Journal of Vocational Behavior* 85: 361–73. [CrossRef]
- Hair, Joseph F., Jeffrey J. Risher, Marko Sarstedt, and Christian M. Ringle. 2019. When to use and how to report the results of PLS-SEM. *European Business Review* 31: 2–24. [CrossRef]
- Hopkins, John, and Anne Bardeel. 2023. The Future Is Hybrid: How Organisations Are Designing and Supporting Sustainable Hybrid Work Models in Post-Pandemic Australia. *Sustainability* 15: 3086. [CrossRef]
- International Labour Organization (ILO). 2020. *Teleworking during the COVID-19 Pandemic and beyond: A Practical Guide*. Geneva: International Labour Organization.
- Irawanto, Dodi Wirawan, Khusunul Rofida Novianti, and Kenny Roz. 2021. Work from Home: Measuring Satisfaction between Work-Life Balance and Work Stress during the COVID-19 Pandemic in Indonesia. *Economies* 9: 96. [CrossRef]
- Irfan, Muhammad, Raja Abubakar Khalid, Syed Sami Ul Haq Kaka Khel, Ahsen Maqsoom, and Imarn Khan Sherani. 2021. Impact of work-life balance with the role of organizational support and job burnout on project performance. *Engineering, Construction and Architectural Management* 30: 154–71. [CrossRef]
- Ivasciuc, Ioana Simona, Gheorghe Epuran, Daniela Roxana Vuță, and Bianca Tescașiu. 2022. Telework Implications on Work-Life Balance, Productivity, and Health of Different Generations of Romanian Employees. *Sustainability* 14: 16108. [CrossRef]
- Kim, Jaeseung, Julia R. Henly, Onnie M. Golden, and Susan J. Lambert. 2019. Workplace Flexibility and Worker Well-Being by Gender. *Journal of Marriage and Family* 82: 892–910. [CrossRef]
- Kohont, Andrej, and Miroljub Ignjatović. 2022. Organizational Support of Working from Home: Aftermath of COVID-19 from the Perspective of Workers and Leaders. *Sustainability* 14: 5107. [CrossRef]
- Kwok, Sin Tung, Wai Ning Wong, and Tse Yan Alexander Lee. 2014. Effect of resilience on self-perceived stress and experiences on stress symptoms: A surveillance report. *Universal Journal of Public Health* 2: 64–72. [CrossRef]
- Lamprinou, Vicky Dimitra Ioanna, Konstantinos Tasoulis, and Foteini Kravariti. 2021. The impact of servant leadership and perceived organisational and supervisor support on job burnout and work-life balance in the era of teleworking and COVID-19. *Leadership & Organization Development Journal* 42: 1071–88. [CrossRef]
- Marques, Vanda C., and Gregory R. Berry. 2021. Enhancing work-life balance using a resilience framework. *Business and Society Review* 126: 263–81. [CrossRef]

- Mishra, Prerana, and Vandana Bharti. 2020. Impact of Perceived Organizational Support on Work Life Balance during COVID-19 Era. *International Journal of Management* 11: 1602–10. [CrossRef]
- Nakrošienė, Audronė, Ilona Bučiūnienė, and Bernadeta Goštautaitė. 2019. Working from Home: Characteristics and Outcomes. *International Journal of Manpower* 40: 87–101. [CrossRef]
- Novianti, Khusnul Rofida, and Kenny Roz. 2020. Teleworking and Workload Balance on Job Satisfaction: Indonesian Public Sector Workers During Covid-19 Pandemic. *Asia Pacific Management and Business Application* 1: 8997.
- Oliveira, Luciana, Anabela Mesquita, Adriana Oliveira, and Arminda Sequeira. 2020. Emergency Remote Work in Portugal: Evaluation, Effects, and Recommendations. In *Advances in Tourism, Technology and Systems: Selected Papers from ICOTTS20*. Singapore: Springer Singapore, vol. 2, pp. 304–13.
- Organization for Economic Cooperation and Development. 2021. *Teleworking in the COVID-19 Pandemic: Trends and Prospects*. Paris: OECD Publishing. Available online: <https://www.oecd.org/coronavirus/policy-responses/teleworking-in-the-COVID-19-pandemic-trends-and-prospects-72a416b6/> (accessed on 17 March 2023).
- Palumbo, Rocco. 2020. Let me go to the office! An investigation into the side effects of working from home on work-life balance. *International Journal of Public Sector Management* 33: 771–90. [CrossRef]
- Pillai, Sini V., and Jayasankar Prasad. 2023. Investigating the key success metrics for WFH/remote work models. *Industrial and Commercial Training* 55: 19–33. [CrossRef]
- Ringle, Christian M., Marko Sarstedt, Rebecca Mitchell, and Siggi S. Gudergan. 2020. Partial least squares structural equation modeling in HRM research. *The International Journal of Human Resource Management* 31: 1617–43. [CrossRef]
- Robertson, Ivan T., Cary L. Cooper, Mustafa Sarker, and Thomas Curran. 2015. Resilience training in the workplace from 2003 to 2014: A systematic review. *Journal of Occupational Psychology* 88: 522–62. [CrossRef]
- Scheibe, Susanne, Jessica De Bloom, and Ton Modderman. 2022. Resilience during Crisis and the Role of Age: Involuntary Telework during the COVID-19 Pandemic. *International Journal of Environmental Research and Public Health* 19: 1762. [CrossRef] [PubMed]
- Shatte, Andrew, Adam Perlman, Brad Smith, and Wendy D. Lynch. 2017. The positive effect of resilience on stress and business outcomes in difficult work environments. *Journal of Occupational Environmental Medicine* 59: 135–40. [CrossRef] [PubMed]
- Sheikh, Aarif Mohd. 2023. Impact of perceived organizational support on organizational commitment of banking employees: Role of work-life balance. *Journal of Asia Business Studies* 17: 79–99. [CrossRef]
- Shirmohammadi, Melika, Wee Chan Au, and Mina Beigi. 2022. Remote work and work-life balance: Lessons learned from the COVID-19 pandemic and suggestions for HRD practitioners. *Human Resource Development International* 25: 163–81. [CrossRef]
- Sostero, Matteo, Santo Milasi, John Hurley, Enrique Fernandez-Macias, and Martina Bisello. 2020. Teleworkability and the COVID-19 Crisis: A New Digital Divide? Available online: <https://www.eurofound.europa.eu/sites/default/files/wpef20200.pdf> (accessed on 17 February 2023).
- Sygit-Kowalkowska, Ewa, Andrzej Piotrowski, Ole Boe, Samir Rawat, Jelena Minic, Alexandra Predoiu, Radu Predoiu, Žermena Vazne, Andra Fernate, Romualdas Malinauskas, and et al. 2022. Evaluation of Work Mode and Its Importance for Home–Work and Work–Home Relationships: The Role of Resilience, Coping with Stress, and Passion for Work. *International Journal of Environmental Research and Public Health* 19: 14491. [CrossRef]
- Tejero, Lourdes Marie S., Rosemary R. Seva, and Vivien Fe F. Fadrilan-Camacho. 2021. Factors associated with work-life balance and productivity before and during work from home. *Journal of Occupational and Environmental Medicine* 63: 1065. [CrossRef]
- Tu, Yidong, Diwan Li, and Hai-Jiang Wang. 2021. COVID-19-induced layoff, survivors' COVID-19-related stress and performance in hospitality industry: The moderating role of social support. *International Journal of Hospitality Management* 95: 102912. [CrossRef]
- Van Kessel, Gisela. 2013. The ability of older people to overcome adversity: A review of the resilience concept. *Geriatric Nursing* 34: 122–27. [CrossRef] [PubMed]
- Vayre, Émilie, Christine Morin-Messabel, Florence Cros, Anne-Sophie Maillot, and Nelly Odin. 2022a. Benefits and Risks of Teleworking from Home: The Teleworkers' Point of View. *Information* 13: 545. [CrossRef]
- Vayre, Émilie, Julie Devif, Thibault Gachet-Mauroz, and Christine Morin Messabel. 2022b. Telework: What is at Stake for Health, Quality of Life at Work and Management Methods? In *Digitalization of Work. New Spaces and New Working Times*. Edited by Emilie Vayre. London: Wiley-ISTE Ltd., pp. 75–102.
- Vega, Ronald P., Amanda J. Anderson, and Seth A. Kaplan. 2015. A Within-Person Examination of the Effects of Telework. *Journal of Business and Psychology* 30: 313–23. [CrossRef]
- Wang, Bin, Yukun Liu, Jing Qian, and Sharon K. Parker. 2021. Achieving Effective Remote Working During the COVID-19 Pandemic: A Work Design Perspective. *Applied Psychology* 70: 16–59. [CrossRef] [PubMed]
- Xanthopoulou, Despoina, Arnold B. Bakker, Evangelia Demerouti, and Wilmar B. Schaufeli. 2007. The role of personal resources in the job demands-resources model. *International Journal of Stress Management* 14: 121–41. [CrossRef]
- Zheng, Wei. 2020. 5 strategies to support your employees through a crisis. *Harvard Business Review*. Available online: <https://hbr.org/2020/10/5-strategies-to-support-your-employees-through-a-crisis> (accessed on 3 January 2023).

**Disclaimer/Publisher's Note:** The statements, opinions and data contained in all publications are solely those of the individual author(s) and contributor(s) and not of MDPI and/or the editor(s). MDPI and/or the editor(s) disclaim responsibility for any injury to people or property resulting from any ideas, methods, instructions or products referred to in the content.