

Mujeeb, Tasmeer et al.

Article

Do servant leadership self-efficacy and benevolence values predict employee performance within the banking industry in the post-COVID-19 era: Using a serial mediation approach

Administrative Sciences

Provided in Cooperation with:

MDPI – Multidisciplinary Digital Publishing Institute, Basel

Suggested Citation: Mujeeb, Tasmeer et al. (2021) : Do servant leadership self-efficacy and benevolence values predict employee performance within the banking industry in the post-COVID-19 era: Using a serial mediation approach, Administrative Sciences, ISSN 2076-3387, MDPI, Basel, Vol. 11, Iss. 4, pp. 1-29,
<https://doi.org/10.3390/admsci11040114>

This Version is available at:

<https://hdl.handle.net/10419/275232>

Standard-Nutzungsbedingungen:

Die Dokumente auf EconStor dürfen zu eigenen wissenschaftlichen Zwecken und zum Privatgebrauch gespeichert und kopiert werden.

Sie dürfen die Dokumente nicht für öffentliche oder kommerzielle Zwecke vervielfältigen, öffentlich ausstellen, öffentlich zugänglich machen, vertreiben oder anderweitig nutzen.

Sofern die Verfasser die Dokumente unter Open-Content-Lizenzen (insbesondere CC-Lizenzen) zur Verfügung gestellt haben sollten, gelten abweichend von diesen Nutzungsbedingungen die in der dort genannten Lizenz gewährten Nutzungsrechte.

Terms of use:

Documents in EconStor may be saved and copied for your personal and scholarly purposes.

You are not to copy documents for public or commercial purposes, to exhibit the documents publicly, to make them publicly available on the internet, or to distribute or otherwise use the documents in public.

If the documents have been made available under an Open Content Licence (especially Creative Commons Licences), you may exercise further usage rights as specified in the indicated licence.



<https://creativecommons.org/licenses/by/4.0/>

Article

Do Servant Leadership Self-Efficacy and Benevolence Values Predict Employee Performance within the Banking Industry in the Post-COVID-19 Era: Using a Serial Mediation Approach

Tasmeer Mujeeb ¹, Noor Ullah Khan ^{1,2,*} , Asfia Obaid ¹, Guiling Yue ³, Hanieh Alipour Bazkiaei ²  and Noor Azam Samsudin ⁴

¹ Department of HRM, NUST Business School, National University of Sciences and Technology, Scholars Ave, H-12, Islamabad 44000, Pakistan; tasmeer.mhr18nbs@student.nust.edu.pk (T.M.); asfia.obaid@nbs.nust.edu.pk (A.O.)

² Faculty of Entrepreneurship and Business, Universiti Malaysia Kelantan (UMK), Kota Bharu 16100, Malaysia; louie.utm.20@gmail.com

³ School of Human Resource Development & Psychology, Universiti Teknologi Malaysia, Johor Bahru 81310, Malaysia; guiling-1994@graduate.utm.my

⁴ Faculty of Business & Accountancy Universiti Selangor (UNISEL), Shah Alam 40000, Malaysia; nazam@sahabat.my

* Correspondence: noorullah@umk.edu.my



Citation: Mujeeb, Tasmeer, Noor Ullah Khan, Asfia Obaid, Guiling Yue, Hanieh Alipour Bazkiaei, and Noor Azam Samsudin. 2021. Do Servant Leadership Self-Efficacy and Benevolence Values Predict Employee Performance within the Banking Industry in the Post-COVID-19 Era: Using a Serial Mediation Approach. *Administrative Sciences* 11: 114. <https://doi.org/10.3390/admsci11040114>

Received: 11 August 2021

Accepted: 22 September 2021

Published: 14 October 2021

Publisher's Note: MDPI stays neutral with regard to jurisdictional claims in published maps and institutional affiliations.

Abstract: Globally, the COVID-19 pandemic has brought significant implications to the workplace and highly impacted employee performance in every organization. In contemporary research, the scholars agree that leadership is one of the critical antecedents to predict employee performance in organizations. However, research is needed to investigate the mediating role of integral factors such as benevolence values (BV) and self-efficacy (SE) in predicting employee performance in the workplace. This study aimed to investigate the impact of key antecedents on employee performance in the banking industry. The findings reveal that the key antecedents, e.g., servant leadership (SL), self-efficacy (SE), and benevolence values (BV), have a direct positive relationship with employee performance (EP). Moreover, multiple indirect paths were tested, including serial mediation. This study used a quantitative methodology based on the positivist paradigm. A sample of 560 employees was randomly chosen. A survey questionnaire was distributed among them, and 400 were returned with a response rate of 70%, and the clean data of 400 employees was used for data analysis. The structural equation modeling (SEM) technique was employed using Smart PLS 3.3.3 software. The results confirmed that both SE and BV mediate the relationship between SL and EP. Likewise, BV mediates the relationship between SE and EP, and SE mediates the relationship between SL and BV. Finally, in serial mediation, the relationship between SL and EP is also established via SE and BV together as mediators.

Keywords: employee performance (EP); servant leadership (SL); self-efficacy (SE); benevolence values (BV)



Copyright: © 2021 by the authors. Licensee MDPI, Basel, Switzerland. This article is an open access article distributed under the terms and conditions of the Creative Commons Attribution (CC BY) license (<https://creativecommons.org/licenses/by/4.0/>).

1. Introduction

At the start of the 21st century, academic literature identified the “black box” in leadership and employee performance. Nonetheless, the present circumstance has changed as various studies currently address this issue, giving evidence of employee performance-related factors (such as organizational commitment, organizational citizenship behavior, employee satisfaction, etc.) as mediating factors that clarify the impact of leadership on employee performance (Harwili 2016; Setyaningrum et al. 2017). Large numbers of these investigations consider employee performance as the reliant variable since this is a key proximal result reflecting practices heavily influenced by employees and assisting in accomplishing organizational objectives/goals.

Leadership is a component that extensively affects the proficiency of employees and managers (Buil et al. 2019; Iqbal et al. 2015). The leadership styles and employee performance had a causal connection towards the achievement of an association, depending on the different behavioral variables. It came about that leadership and performance have both immediate and intersectional relationships (Vigoda-Gadot 2007). Servant leadership can significantly improve employee performance and would help to make exceptional progress and success (Setyaningrum and Pawar 2020). Consequently, the research studies additionally presume that organizations need to focus on leadership style to improve employee performance (Tripathi et al. 2020). Ekhsan and Aziz (2021) clarified the use of the partial least square (PLS) model, which means that servant leadership can assume a noticeable part in boosting employee performance.

Instances of pneumonia diagnosed with a vague reason were recorded by the World Health Organization (WHO) in Wuhan, China, on 31 December 2019. On 7 January 2020, the Chinese specialists tracked down a new COVID virus, allegedly called “2019-nCoV”. COVID (CoV) incorporates a broad scope of infections that cause sicknesses from colds to more outrageous conditions. Once more, the new strain, which was not recently recognized in people, addresses a novel COVID (nCoV). The new infection was subsequently called the “Coronavirus infection” (World Health Organisation 2020). Virtually every country on the planet, including Pakistan, was influenced by COVID-19. The principal COVID-19 case was detected in Pakistan in Karachi on February 26, 2020. Its quick spread was inconceivably concerning. In light of the World Health Organization’s (WHO’s) measurements, around 215 countries, like Pakistan, were influenced by this virus. While thinking about everyday factual information on the number of episodes, the spread of COVID-19 in Pakistan was created.

Amidst the COVID-19 pandemic, many organizations lessened employee compensation or fired their employees to maintain financial stability (Almeida and Santos 2020). Then, at that point, many occupation openings were shut because numerous businesses went bankrupt. These things affected the employee’s aims to leave their organization (Baum et al. 2020). Individuals continued to have adverse reactions to survive in the COVID-19 pandemic circumstances (COVID). Important things were how they and their family stayed healthy, while not being pressured, and meeting their daily needs (COVID). Leadership style truly helps to make the workplace ideal in articulating the excellence of the vision and in increasing the performance of the employee and the organization (Yanney 2014). Managers are encouraged to reliably work on viable correspondence and cooperation competency (Hidayat et al. 2021).

The extreme changes influenced employee emotions (Leyer et al. 2021). The critical issue is the way to deal with the feelings that emerge into sound energy for the organization’s advantage. The services of organizations that are going through changes need to screen the degree of employee job satisfaction. Job satisfaction is essentially identified with the degree of services and the employee’s performance (Charalambous et al. 2018). During the time spent on changes, the company needs change-situated services. It is an essential factor in deciding the accomplishment of progress. The leaders’ ability is tested from the start of the cycle, starting from empowering steps and initiating change, to making continuous improvements by assessing and changing the work interaction to be more versatile, and especially reassuring development all through the cycle since it is demonstrated to positively impact on work performance (Mikkelsen and Olsen 2019).

Despite the pertinence of the previously mentioned commitments, empirical investigations in the literature mediating and moderating the role of the individual variables in the relationship between servant leadership and employee performance are divided in terms of theories and points of view, which involves the testing of explicit interceding and directing factors (the leader’s gender, organizational commitment, and self-esteem), yet not in others (Lemoine and Blum 2021; Setyaningrum et al. 2017; Xiongying and Boku 2021). Without a doubt, few examinations have considered a few mediating factors, which makes it hard to acquire a more extensive perspective on these transitional mechanisms.

Focusing on servant leadership needs to receive further legitimacy compared to mainstream leadership theory. [Chiniara and Bentein \(2018\)](#) encourage researchers to investigate the impact of servant leadership, as well as individual outcomes such as individual performance or employee performance.

Better employee performance management is imperative to enhance organizational performance and effectiveness ([Stanton and Pham 2014](#)). Different methodologies are used to examine the employee performance variable, e.g., [Delmas and Pekovic \(2018\)](#) used a qualitative comparative analysis (QCA) methodology to see how employee performance considers employee productivity. A case study on the Bonjus and Khatib & Alami companies show the impact of the training given to the employee, which increases their performance on the job and increases the company's overall performance ([Halawi and Haydar 2018](#)). [Ponta et al. \(2020\)](#) studied public administration (PA) to address monetary incentives, and their impact on employees' performance. As the study was conducted in Italy, where the stimulus is given according to the performance of the employee, a positive and significant impact was found in the short, middle, and long term. Research on both transactional and transformational leadership studied employee performance and shows a more significant relation, but are more linked with transformational leadership ([Paracha et al. 2012](#)).

As mentioned before, previous research is enriched with group performance or team performance, and individual outcomes are focused on comparatively less. Further, individuals having differences in personality traits and personality values could also constitute influential moderators. Therefore, [Sun and Shang \(2019\)](#) respond to the call of [Liden et al. \(2014b\)](#) by examining the individual characteristics of servant leadership. Further research suggests that it is necessary for future studies to incorporate personal characteristics and personality values, thereby empowering researchers to assemble a total nomological net for understanding servant leadership. Current research will fill the gap between the personality values on servant leadership style and employee performance.

Commercial banks in Pakistan offer financial help to the general populace and businesses, ensuring monetary and socially consistent quality and the attainable advancement of the economy; notwithstanding, business banks are not confined to local financial services. Commercial banking has gone through significant changes in recent times. There were dramatic administrative changes, the expansion and reconciliation of worldwide monetary business sectors, and markets and establishments have opened new doors and difficulties for commercial banking. These regulatory changes enable commercial banks to service many kinds of financial market activity. The banking system plays a crucial role in the Pakistani financial system ([Ali et al. 2021](#)). The working environment of Pakistani banking sectors saw substantial transformations during the past two decades. In recent years, Pakistani banks have moved their financing from the government to the private sector. Pakistan's financial industry is going through several changes. New organizations, for example, are buying out Pakistani businesses of several international banks. As a result, the number of listed banks is growing ([Saad et al. 2021](#)). These transformation events have an impact on the banking sector's profitability drivers. Pakistan's banking industry is the third most significant contributor to the country's economy. The services sector contributed more than half of the economy's GDP. At the end of 2020, the banking sector had a rate of 18.6%, far over the required 11.5%. The COVID-19 epidemic threw the economy into disarray, and the financial industry is still struggling to get back on track ([Zhiqiang et al. 2021](#)). In such a situation, enhancing employee performance enhances organizational performance ([Saleh et al. 2020](#)).

The paper is organized as follows. The first section provides an introduction, followed by research significance and objectives. The following research model (see [Figure 1](#)) based on the theoretical foundation is discussed. The second section discusses the literature on each variable, e.g., employee performance, servant leadership, employees' self-efficacy, benevolence values, and proposed hypotheses. The development of the hypotheses is

followed by the research methods. Last but not least, data analysis and the interpretation of results are explained. Lastly, this paper discusses findings and limitations.

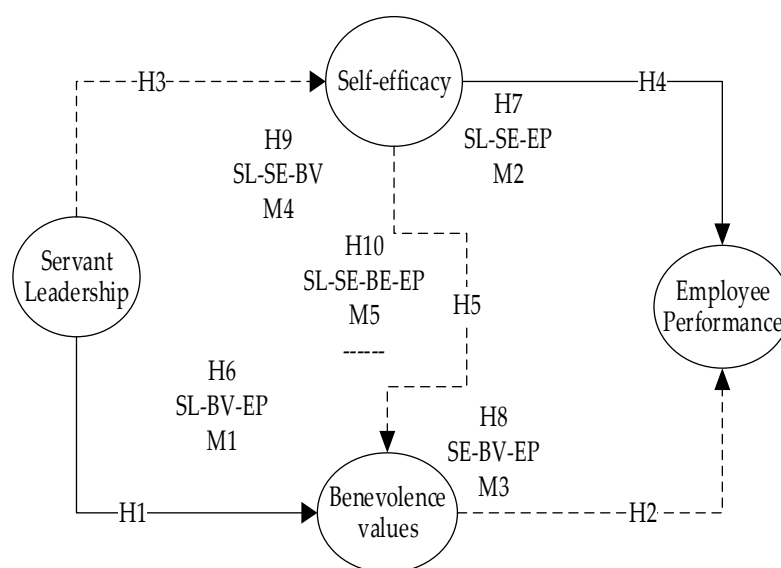


Figure 1. Research model.

1.1. Research Significance

Research studies contribute to theoretical and managerial implications. From the theoretical ramifications' point of view, earlier examinations have researched the role of rewards, organizational culture, employee prosocial motivation as mediating, and religiosity as moderating pathways through which servant leadership affects employee performance (Abbas et al. 2020; Sihombing et al. 2018; Stollberger et al. 2019). This examination theoretically adds to the prospering literature on servant leadership by empirically testing the fundamental mediating mechanism of leaders' benevolence values and employee self-efficacy in the relationship between servant leadership and employee performance.

The vital takeaway of this investigation for leaders is that they ought to understand that their remarkable leadership style in the work environment influences employee performance. Leaders can use their leadership style in improving organizational performance and employee performance. Moreover, this research brings important theoretical and practical implications for financial industry experts and behavioral researchers.

1.2. Research Objectives

- To test the indirect effects of self-efficacy on the relationship between servant leadership and employee performance.
- To test the indirect effects of benevolence values on the relationship between servant leadership and employee performance.
- To test the serial mediation of self-efficacy and benevolence values on the relationship between servant leadership and employee performance.

1.3. Research Model and Theoretical Foundation

The purpose of the research model is to outline the critical relationships between study variables and represent the primary research idea. The current research model comprises four crucial constructs as follows: (1) employee performance as regressing variable, (2) servant leadership as regressors variable, (3) self-efficacy, and (4) benevolence value intervening variable (see Figure 1).

Social identity theory (Tajfel 1978) explains that servant leaders consider subordinates a crucial part of the organization and focus on building an authentic bond. The employee needs to recognize their self-identify and engage in behavior that will ultimately increase the individual, team and organizational worth (Chen et al. 2015). Moreover, it positively

impacts followers' identification and employee voice (Chughtai 2016) and reduces servant leaders' burnout (Rivkin et al. 2014), and enhances organizational citizenship behavior OCB (Yoshida et al. 2014). Behavioral theories, e.g., social exchange theory and social learning theory, have provided an essential base for conceptualizing servant leadership, and they can enable leaders to transform their followers' behavior. Building the argument based on the work of Greenleaf (1991), servant leaders are more inclined towards modifying their follower's behavior. Researchers have contended that leaders have a significant impact on their supporters, altering devotees' mindsets and practices.

2. Literature Review on Study Variables

This section reviews the literature on endogenous variables, including (i) employee performance, and their three dimensions, e.g., task performance, contextual performance, and adaptive performance. Next, (ii) servant leadership as exogenous variable, (iii) self-efficacy, and (iv) benevolence value as endogenous mediating variables.

2.1. Employee Performance

Performance is an individual's general result or accomplishment during express events of responsibility that stand apart from the work norm. The literature on performance consists of both contrary and supportive evidence, but significant progress has made in this regard as well (Zainal 2004). Zainal further concludes that performance does not stand in isolation in connection with work fulfillment and pay, but is also affected by various antecedents, including individual characteristics. Employee performance (EP) is directed by the limit, need, and condition. EP is linked with progression, and these associations are most likely required for successful people or high achievers' laborers.

EP is vital in deciding the accomplishment of organizational objectives and missions. Consequently, companies search for approaches to motivate workers and improve their performance at work. However, EP has been thoroughly investigated in the western context. However, there has been very little research exists on measuring EP, such as contextual performance adaptive performance and task performance in the Pakistani context. Significant management literature suggests that EP can be predicted by various antecedents (Ali et al. 2020; Khushk and Works 2019; Yan et al. 2020).

Over decades, EP has been explored in various settings across the world in different industries and societies to enhance existing practices, ideas, in achieving ideal solutions (Bono and Judge 2003). Integrating findings on best practices can improve performance and empower organizations to utilize resources for workers' physical, psychological betterment, to enhance their enthusiastic capacities (Pham-Thai et al. 2018). Innovative practices like (IWB) (Pham-Thai et al. 2018), personal and group learning positively contribute to job performance (Sun et al. 2017), and enhance OCB (Hermawati and Mas 2017), and the relationship between leader and followers based on leader member exchange (LMX) Theory. (Zhang and Bartol 2010) have critically discussed direct and indirect factors that are drawing in academic consideration for advancing hierarchical effectiveness, execution, and development. Various research surveys have been conducted on employee performance and the defining factors in academic literature. These surveys primarily concentrate on job demand, assets and stressors (Pandey 2019), and mobile-banking, respectively (Tam and Oliveira 2017). In the current research, the employee performance is measured with three dimensions, including task performance, contextual performance, and adaptive performance.

2.1.1. Task Performance

Task performance (TP) is defined as "the proficiency with which job incumbents perform activities that are formally recognized as part of their jobs; activities that contribute to the organization's technical core either directly by implementing a part of its technological process, or indirectly by providing it with needed materials or services"(73) (Borman and Motowidlo 1993). TP is the capability with which officeholders perform tasks that are

officially perceived as a component of their positions, exercises that add either directly or indirectly to an organization. [Budhwar and Chandrakumara \(2007\)](#), on the other hand, conclude that worker TP includes activities that are part of the conventional expected set of responsibilities. In this way, it implies work explicit undertaking capability, specialized capability, or in-job performance.

2.1.2. Contextual Performance

The origin point of contextual performance (CP) can be followed back to the research of [Brief and Motowidlo \(1986\)](#), who introduced the possibility of significant prosocial behavior in organizations. [Borman and Motowidlo \(1993\)](#), describe CP as discretionary behaviors that apply across all jobs, are not necessarily role prescribed, and that contribute to the social and psychological environment of the organization. [Campbell \(1990\)](#) has proposed that task execution can be divided into two separate classifications (i) task performance and (ii) contextual performance. CP refers to those practices that establish work and related with the creation supportive climate, such as involving in extra or difficult work, keeping up excitement at work, helping out others and sharing data and other basic resources. Contextual activities can be part of all basic positions and are less job recommended in most cases. These activities support the hierarchical, social, and mental climate in which task performances are conducted. It also includes behaviors such as volunteering, helping, persisting, etc., that are more likely anticipated by volitional factors identified with singular contrasts in persuasive qualities and inclination or individual organization fit.

2.1.3. Adaptive Performance

Adaptive performance (AP) can be discussed based on various definitions, view-points and conceptualizations ([Baard et al. 2014](#)). [Jundt et al. \(2015\)](#) have provided better understanding and describes AP as conduct coordinated effort of task performance that result in changes an influence work-related outcomes. According to [Johnson \(2001\)](#), AP is an individual's ability to adjust him/herself in a constantly changing work environment by modifying conduct, accepting new and innovative situations. Similarly, [Griffin et al. \(2007\)](#) have tried to link adaptive performance with training in the workplace. Likewise, [Charbonnier-Voirin and Roussel \(2012\)](#) have declared that individuals need the capacity and status to include themselves in learning new skills. AP alters an individual attitude and behavior to address the hierarchical change, and it happens essentially through adjusting to the new work requirements.

2.2. Servant Leadership

Previous literature has thoughtfully recognized servant leadership (SL) from different leadership styles, e.g., transformational leadership ([Barbuto and Wheeler 2006](#); [Stone et al. 2004](#)). [Van Dierendonck \(2011\)](#) has presented this view in his work that servant leadership varies from the other recognized leadership styles, looking into the differences between several leadership types. In comparison with transformational leadership (TL), the SL style is increasingly centered around the psychological needs of followers as an objective in itself, while transformational puts these requirements discretionary to the organizational goals ([Van Dierendonck et al. 2014](#)). In a broader context, literature primarily supports two leadership styles, i.e., servant and transformational, as both have received significant attention from scholars. However, there are subjective and comparative differences between these styles among scholars.

When we talk about transformational leaders' thought processes, they prefer to concentrate on followers' needs, to empower them in accomplishing authoritative objectives more readily. In contrast to this, servant leaders' primarily want to serve first and focus on followers' development. [Stone et al. \(2004\)](#) have suggested that hierarchical objectives are just a side-effect accomplished over a long haul of a purposeful spotlight on followers' needs. Based on this discussion, SL followers have a more prominent probability to be served first in comparison with TL followers ([Sendjaya 2016](#)). The servant-style considers

giving free depictions of what, why, and how style carry on towards their supporters as they do. Greenleaf first coined the concept of SL in his essay titled “The servant-leader is servant first. It begins with the natural feeling that one wants to serve, to serve first. Then conscious choice brings one to aspire to lead. That person is sharply different from one who is leader first, perhaps because of the need to assuage an unusual power drive or to acquire material possession. The leader-first and the servant-first are two extreme types. Between them there are shadings and blends that are part of the infinite variety of human nature”.

Endeavors to characterize SL dependent on its results (for example, organizational citizenship behavior), models (for instance, benevolent behavior), or less significantly, predecessors (for example, character) have brought about clarifications possibly too tangled to be helpful for the two researchers and professionals. Remembering this, another significance of SL, elaborated as (i) SL is an approach to manage organization (ii) through one-on-one individual interactions to meet requirements and interests, and (iii) mitigating anxiety and stress of followers and enhance employee and organizational performance.

The aforementioned discussion has three features that explicitly make up the substance of SL, its intention, style, and attitude. In any case, the reasoning of SL (for instance, ‘other-organized approach to manage authority’) does not start from inside yet outside the pioneer, as the hidden ‘specialist first’ seems to suggest. Essentially, and it changes mind consistently, the motivation behind Greenleaf is that he gave his booklet the title: ‘the servant as leader,’ not ‘the leader as servant.’ Considering everything, an essential piece of servant leadership, and where it isolates itself from various organizational perspectives, is the secret individual motivation for taking up a power obligation. This course towards others reflects the pioneer’s motivation, conviction, or conviction that pushing others suggests an advancement away from self-heading.

2.3. Self-Efficacy

Self-efficacy (SE) refers to a person’s confidence in their capacity to accomplish a constructive result from an undertaking or movement (Bandura 2012). SE has three measurements parameters, e.g., (i) magnitude applies to the degree of assignment difficulty that an individual accepts the person in question can achieve. Secondly, (ii) strength alludes to whether the conviction concerning greatness is strong or weak. Generality demonstrates how much the desire is summed up across circumstances (Bandura 1977). Bandura et al. (1977) have underlined that SE behavior must be estimated absolutely in examining adequacy and that measures should be custom fitted to the space being considered. It is critical to concentrate on explicit undertakings and to evaluate adequacy recognition and execution over a scope of expanding task trouble. Bandura’s measures represent a microanalytic research approach and survey the quality, extent, and all-inclusive statement of self-viability. Banduras has explained that individual SE interprets data from four sources: (i) mastery experience, (ii) vicarious experience, (iii) social persuasions, and (iv) physiological states. The most compelling of these four sources is mastery experience (Bandura 1997). Mastery experience results from an individual participating in an undertaking and accomplishing what they see as a positive result. This experience of dominance prompts expanded understandings of their abilities incomparable performances (Zelenak 2015).

People with such beliefs are certain about their ability to adapt to issues and effectively search for better approaches to perform complex assignments and difficulties. The study conducted by Aguilar and Yuan (2010) additionally affirmed that supervisors with low self-efficacy need belief and neglect to deal with business activities adequately. Moreover, it is believed that profoundly compelling individuals are relied upon to utilize everything and are ready to create assets in their workplace to manage difficult assignments. Essentially, researchers have concluded that individuals with high levels of self-efficacy are better at tackling issues as compared to an individual with low degrees of belief. Thus, in light of the abovementioned hypothetical confirmations, it very well may be presumed that

self-efficacy is a fundamental individual belief that is conceivably useful in employee performance.

2.4. Benevolence Values

Individual values are originations of attractive end expresses that reflect what is imperative to us in our lives (Feather 1990, 1995). For instance, an individual may consider herself as an individual who values equality and social equity. The traditional method to satisfy these qualities is by carrying on in manners that express them, by dedicating time to improve the lives of others. Although various empirical investigations bolster a value–behavior relation (Schwartz 2013), the changeability in the size of this relationship across different worth spaces proposes that its quality might be affected by encouraging or impeding factors (Bardi and Schwartz 2003). Schwartz has recognized ten unique kinds of values that are discernable by individuals in many societies (Figure 2).

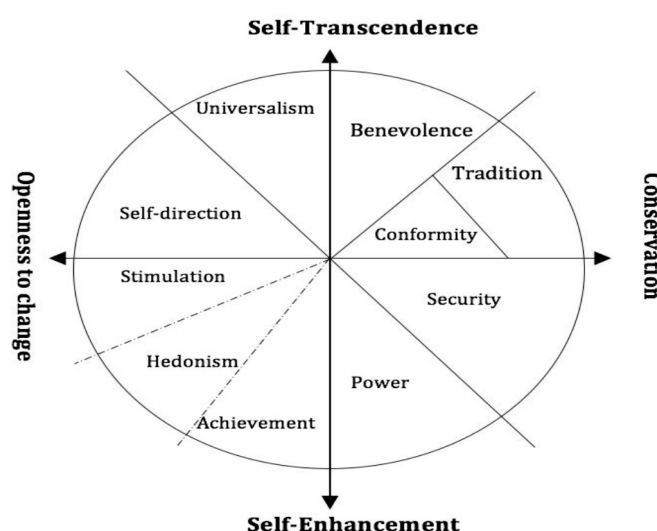


Figure 2. Schwartz's model of motivational types of values Source: Bardi and Schwartz (2003).

Loving one's fellow people benevolence is a fundamental concept in a value belief system. The leader carrying benevolence values cares about people. Love your fellow people, the benevolent leader takes good care of their followers needs and helps them to achieve their goals. A great leader appreciates their followers and can choose the right person for right job (Schwartz and Rubel-Lifschitz 2009) Benevolence preservation and enhancement of the welfare of people with whom one is close is helpful, caring, loyal and supportive. These characteristics, e.g., being humble, uprightness, persistent, simplicity, and honesty, are very close to benevolence. On the other hand, decorated words such as flattery and smooth talk rarely reach the realm of benevolence.

To be humble is thus suitable. Humbleness is the basis of servant leadership. The leader is to serve their people. It is better to be benevolent, doing a little kindness near or at home, than go far away to burn anger (DeYoung 2020; Otto et al. 2021). Being centered; everyone can attempt to do good and do all kinds of kind actions and small acts with significant consequences. Additionally, these include helping a coworker succeed, cheering a coworker who is down or having problems, helping others be a better team player, and infecting others with happiness. The literature considers benevolence to be a good main characteristic (Sun and Shang 2019). Research has firmly acknowledged that one should make it one's core value to do one's best for other people and be dependable in what one says. According to Page et al. (2021), leaders should incorporate benevolence, kindheartedness, and other-centeredness; and deal with their subordinates like relatives and give them consideration, direction, training, and support, since one should be respect-

ful and cooperate with other individuals or groups calmly, incongruity and with a feeling of solidarity.

2.5. Servant Leadership with Employee Performance

Empirical investigations have confirmed the effect of servant leadership on employee performance. The previous studies have revealed the relationship between leadership style other key variables, e.g., job satisfaction (Mayer et al. 2008), organizational commitment, turnover intention (Hunter et al. 2013), and innovation (Neubert et al. 2008). While research has already established a direct relationship between servant leadership and employee performance (Liden et al. 2008), little is known about factors that can explain this relationship through mediating mechanisms (Liden et al. 2014a). Several studies have demonstrated a relationship between servant leadership and task performance either at unit or individual level (Neubert et al. 2008). Further, little research has inspected the relationship between servant leadership and three dimensions of individual employee performance as sub constructs, e.g., task performance, adaptive performance, and contextual performance. Recognizing these three dimensions are significant because the earlier research has revealed that performance can be measured through multiple dimensions (Van Scotter et al. 2000).

Servant leadership depends on the reason that servant leaders build trust by benevolently concentrating on serving followers' needs; they can construct reliable relationships that will, in general, draw out the best in the entirety of their supporters. Understanding the knowledge of followers' needs can enhance their abilities (Liden et al. 2008). Servant leaders putatively enable followers' commitment in accomplishing group task performance objectives and strengthen the group's critical thinking abilities that are essential for viable teamwork, and thus positively impact task performance (Liden et al. 2008, 2014a). These ongoing collaborations between servant leaders and colleagues decrease representatives' impression of contrasts in relationship quality with their pioneer. As servant leaders worth and fabricate trust in all colleagues, it limits the production of sub-gatherings. In this way, it actuates followers to strengthen ties, connect with and participate vigorously to achieve assignments, and subsequently upgrade the group union. Servant leadership appeared to help fulfill psychological needs, prompting commitment (Van Dierendonck et al. 2014). Servant leadership categorically predicts influence-based trust in the followers and improves group-level performance. In conclusion, for example, the common faith in aggregate capacities intervenes in the connection between worker initiatives and group task performance.

Servant leaders share their shrewdness, create understanding, and grant it to followers (Russell and Stone 2002). This shows that they attempt to convince their subordinates instead of constraining them to complete judgment or utilizing manipulative techniques (Van Dierendonck 2011). For example, in their conversations with subordinates, servant leaders act with integrity and show consistency in actions and morality; and be true to themselves and the spirit of the leadership principles they preach (Van Dierendonck et al. 2014). Servant leaders delegate authority to their subordinates and enhance their development (Van Dierendonck 2011). They center around stewardship (for example, social obligation), giving guidance (for example, providing the correct level of responsibility), demonstrating relational acknowledgment (for example, compassion), and being genuine (for example, keeping guarantees). Humbleness, which centers around putting representatives' inclinations first, is an essential component of servant leadership. As highlighted by Van Dierendonck (2011), working from a need to serve does not suggest a disposition of servility, as the force lies in possession of followers. Hoch et al. (2018) have further described that the relationship between authentic leadership and adaptive performance $r = (0.12)$ was less than the relationship between servant leadership and adaptive performance (0.23) .

Bass (1985) has revealed that transformational leaders communicate the organizational vision persuasively and convince their followers to apply extra effort in work. Similarly, past studies have confirmed a favorable effect of transformational leadership on additional

job practices (Piccolo and Colquitt 2006). Very few studies have investigated the effects of TL on CP (Judge and Piccolo 2004). This lack of research on CP can be attributed to the significant amount of research on task performance, which is considered an integral part of job responsibilities (Podsakoff et al. 1996). In a similar manner, this gap of literature has been explained by Borman and Motowidlo (1993), that literature experts have given more attention to task performance than CP. Based on previous literature current study focuses on employee performance as endogenous variable, measuring it with three dimensions, e.g., task performance, adaptive performance, and contextual performance.

2.6. Servant Leadership with Benevolence Values

The literature on leadership shows the conflicting view between the two leadership styles, e.g., servant leadership (SL) and transformational leadership (TFL), that have differences and similarities. Van Dierendonck et al. (2014) concluded that both SL and TFL were associated with organizational commitment, performance, and job commitment. In spite of their differences and similarities, SL works essentially advocate follower need fulfillment, while TFL predominantly supports initiative viability.

Egri and Herman (2000) have conducted a study based on the meeting. The survey acquired data from 73 leaders of for-profit organizations. The result has shown that these leaders' very own qualities were more eccentric, open to change, and self-transcendent than directors in different organizations. These leaders or managers were routinely performing both types of leadership styles, e.g., transformational and transactional leadership. As hypothesized, nonprofit environmentalist organizations were highly receptive contexts for transformational leadership, whereas for-profit environmental organizations were at least moderately receptive in this regard.

Fu et al. (2010) believed that personal values, especially self-transcendence worth direction, are a significant part of transformational leadership and help to explain transformational leadership constructs. Based on the literature, the study hypothesized these constructs. The study further explains that the two personal values, e.g., self-transcendence benevolence and universalism, positively impact transformational leadership (Morrison 2018).

Hypothesis 1 (H1). *Servant leadership has a positive relationship with benevolence values.*

2.7. Benevolence Values with Employee Performance

As indicated by Schwartz (1994), values are mixed into individuals' effects and feelings. They can deliver explicit attractive objectives of being among individuals. Accordingly, they rise above explicit activities and practices. Individuals may hold various qualities with changing levels of significance (Schwartz 2012). Self-transcendence quality qualities are credited to benevolence and universalism. These two qualities start from the requirement for relationship and endurance (Schwartz 2012). Benevolence and universalism cause general emotional practices of worry for other people, society, climate, and unselfishness.

Consequently, Cannavale et al. (2020) have investigated the impact of benevolence on performance, and explained leader personal values, such as "core values throughout everyday life". Schwartz (2012) has investigated the influence of enterprise practices at the hierarchical level through essential dynamic perceptions (Richard et al. 2009). The result has confirmed a positive relationship between CEO other-direction values and employee orientation towards performance. Based on the previous literature, this study hypothesized the relationship between benevolence value and employee performance.

Hypothesis 2 (H2). *Benevolence values have a positive impact on employee performance.*

2.8. Servant Leadership with Self-Efficacy

According to Schyns' (2001) research, a positive relationship between transformational leadership and occupational self-efficacy has been confirmed. Similarly, Gong et al. (2009)

have explained the relationship between a supervisor's leadership style, specifically TL, and employee self-efficacy. Study results demonstrate the significant and positive impact of TL on employee self-efficacy. Felfe and Schyns (2006) have focused on occupational self-efficacy and tend to recognize the importance of transformational supervisors' leadership. Several researchers have studied self-efficacy with servant leadership in different sectors, showing self-efficacy's positive effects on performance (Haider and Mushtaq 2017; Kwon and Kang 2017; Song and Kwon 2017; Walumbwa et al. 2010). According to the aforementioned findings, the following hypothesis is proposed.

Hypothesis 3 (H3). *Servant leadership has a positive impact on self-efficacy.*

2.9. Self-Efficacy with Employee Performance

Self-efficacy is an individual's faith in their capacity to create and make accomplishments by evaluating experience. This belief drives people to perform sufficiently and adapt to circumstances experienced in a usual manner (Bandura and Walters 1977). Self-efficacy impacts on close to home conduct as the way toward suspecting, inspiration and feeling. Bandura (1986) expressed that self-efficacy drives an individual to pick behavior identified with their capacity to accomplish something. This individual likewise exhausts exertion and ingenuity to acquire or achieve the ideal objective. An individual with high self-efficacy is bound to perform specific practices with the exclusive standard.

On the other hand, an individual with low self-efficacy will probably perform at lower desire levels (Yusuf 2011). Carter et al. (2018) and De Clercq and Haq (2018) have proposed that SE affects employee performance emphatically at individual and hierarchical levels. Workers with high self-efficacy are sure and propelled to work well, as anticipated by the supposition of the framework hypothesis that input impacts yield. Stajkovic et al. (2018) have founded that workers with high levels of self-efficacy is more averse to abandon the quest for their duties. Recently Pratiwi and Nawangsari (2021) have studied the relationship between self-efficacy and employee performance using partial least square (PLS) results confirms a positive relationship between self-efficacy and employee performance. Based on these findings, this study hypothesized the following relationship.

Hypothesis 4 (H4). *Self-efficacy has a positive relationship with employee performance.*

2.10. Self-Efficacy with Benevolence Values

Personal values in relation to empathic self-efficacy convictions are positively related. The stronger the relationships between openness to change and self-efficacy and personal values, the more positive the impact on self-transcendence and teachers' self-efficacy (Barni et al. 2019; Caprara and Steca 2007).

Caprara and Steca (2007) have analyzed an estimated model in which self-efficacy and personal values such as self-transcendence include the benevolence values and universalism values and advance prosocial conduct. The research results have highlighted significant fluctuation in prosocial behavior, from 41% to 70% in the two genders. Results have confirmed the impact of personal values, especially transcendence, on self-efficacy. In their recent study, Kim and Park (2020) have identified that self-transcendence, which includes both values, mediated the relationship between self-efficacy and life satisfaction. While self-efficacy was significantly positively correlated with self-transcendence values. This study, based on the previous literature, hypothesizes the following relationship.

Hypothesis 5 (H5). *Self-efficacy has a positive relationship with benevolence values.*

2.11. Self-Efficacy and Benevolence Value as a Mediating Variable

Personal values may improve work meaningfulness by giving direction associated with all life and work perspectives. People may discover their life reason through close to personal objectives (Grant 2008). Others may feel called to satisfy a personal values reason that gets enduring and profound seriousness three different ways. In the first place, indi-

vidual self-transcendence asks, “what would I be able to contribute?” Servant leadership increases job meaningfulness through enhancing newcomers’ values of self-transcendence (Jiang et al. 2015). Research studies have reported the impact of self-transcendence on altruistic behavior as a mediating variable. The results from structural equation modeling supported the hypothesized model (Dagar et al. 2020).

Hypothesis 6 (H6). *Benevolence values mediate the relationship between servant leadership and employee performance.*

Servant leadership explains the changes in frontline employees’ performance behaviors. Representatives’ self-personality and self-efficacy mediated the relationship between servant leadership and service performance behaviors (Chen et al. 2015). This is a study with a broader explanation, indicating that individuals with consistent self-belief convictions are more equipped to take care of tasks and give more prominent exertion when confronted with challenges, prompting predominant performance (Chen et al. 2007). The literature explains that employees with strong self-efficacy also have more sure effects at work, and regularly identified with citizenship practices coordinated at clients (Peng et al. 2016). In addition, employees with more productive beliefs are prone to go beyond typical job requirements, take the initiative, and be spontaneous and innovative in serving customers, all of which are indicators of prosocial behavior at work. Based on the above literature, this study hypothesized the following relationships.

Hypothesis 7 (H7). *Self-efficacy mediates the relationship between servant leadership and employee performance.*

Hypothesis 8 (H8). *Benevolence values mediate the relationship between self-efficacy and employee performance.*

Hypothesis 9 (H9). *Self-efficacy mediates the relationship between servant leadership and benevolence values.*

Hypothesis 10 (H10). *Self-efficacy and benevolence values serially mediate the relationship between servant leadership and employee performance.*

3. Methodology

To achieve research objectives, a quantitative methodology was used. Following the positivist philosophy using the deductive approach was employed to answer the research questions. The study used a quantitative approach, and cross-sectional data were collected from the private banks, e.g., Summit Bank Limited, Al Baraka Bank, Allied Bank, Askari Bank, Bank Al Habib, Bank Alfalah, Bank of Punjab, Faysal Bank, Habib Bank Limited, Habib Metro Bank, JS Bank Limited, Meezan Bank, Muslim Commercial Bank, Samba Bank, Soneri Bank, and United Bank Limited using adopted questionnaires.

3.1. Target Population

Specifically, severe and fast information and correspondence innovation transformed the banking sector (Ratten 2008). Past research in the non-western context has made considerable progress in the banking sector (Kaushik and Rahman 2015). Primarily, the financial banking sector made a significant contribution to Pakistan’s economy (Ul Hassan et al. 2012). The banking sector has been through transitional and extraordinary changes. It includes customer oriented innovative solutions (Kumar Behera et al. 2015). The current study aims to investigate the key antecedents of employee performance in the banking sector. The target population for the present study consisted of all permanent employees working in the private banking sector of Pakistan. The population refers to a set of individual or research objects with similar characteristics (Sekaran and Roger 2016). Employees included in this research are of a private commercial bank, which consists of the

operational manager, business development officer, client relationship officer, customer care representative, loan officer, bank officer, customer service representative. At the time of data collection, the combined total headcount of private commercial banks working currently in Pakistan is approximately 105,666 based on the available official count.

3.2. Sample Size

According to [Ferdinand \(2006\)](#), a sample is a subset of the populace that has a true representation of the populace. Sample size plays a significant role in validating results. [Ferdinand \(2006\)](#) recommended that a suitable sample size for SEM examination is between 100–200. The current study sample, i.e., $n = 400$, is relatively sufficient to acquire a decent proportion of goodness-of-fit. The required sample size was assessed to be 383 at a 95% confidence level with a 5% margin of error using sampling formulas and calculator form target population frame of 105,666 employees. To avoid low response rate issues keeping the post-COVID-19 situation initially, 560 questionnaires were distributed randomly among employees of the banking sector.

3.3. Survey Instruments

The current research has measured employee performance (EP) construct based on three dimensions, e.g., task performance, adaptive performance, and contextual performance, using 23 items scale developed by [Pradhan and Jena \(2017\)](#). Servant leadership (SL) was measured by a seven-items short modified SL-7 scale by [Liden et al. \(2015\)](#). The benevolence values (BV) variable was measured with six items from PVQ-RR scale by [Schwartz \(2012\)](#) using a 5-point Likert scale. This scale shows the level of agreement and disagreement from 1 (strongly disagree) to 5 (strongly agree). Self-efficacy (SE) was measured with seven-item scale consistent with [Bandura \(2006\)](#) scale developed by [Borgogni et al. \(2010\)](#). The complete details of items are presented in Appendix A.1.

3.4. Control Variable

Employee position and bank type were incorporated as the control factors because of their likely critical and puzzling impacts ([Babakus et al. 2003](#); [Chan and Mak 2014](#); [Chiniara and Bentein 2016](#); [Shukla and Rai 2015](#)).

3.5. Data Collection and Response Rate

The researcher first identifies the private banks in Pakistan and takes official permission for the survey's purpose. Survey instruments were based on SL, EP, BV, and SE, respectively. The participants were given assurance that the responses would be kept confidential. The researcher collected data from the employees working in sixteen various private banks employee. The required sample size for this population should be 383 at a 95% confidence level with a 5% margin of error. To avoid low response rate issues keeping the post-COVID-19 situation initially, 560 questionnaires were distributed among employees of the banking sector. However, 400 questionnaires were returned, showing a 71% response rate. The survey was personally administered. Response rate above 50% acceptable and recommended for a personally administrated survey. To assess the detailed questionnaire's items (See Appendix A.1).

4. Data Analyses and Results Interpretations

Based on the quantitative approach, the current study employed the structural equation modeling (SEM) technique using Smart PLS 3.3.3 software. The quantitative examination contains a few stages and methods. In the first place, quantitative data was refined through specific cleaning tests and procedures. A few questionnaires had missing data that was managed using the mean imputation method. The clean data of 400 employees is sufficient for PLS-SEM analysis of estimation. PLS-SEM is broadly utilized in social sciences research ([Ali et al. 2018](#)). The PLS-SEM procedure was assessed on measurement and structural model using Smart PLS 3.3.3 software ([Rezaei 2015](#)).

4.1. Demographic Characteristics

The descriptive statistics analysis reported that a total of four-hundred employees participated in this study representing various banks, e.g., Summit Bank Limited, Al Baraka Bank, Allied Bank, Askari Bank, Bank Al Habib, Bank Alfalah, Bank of Punjab, Faysal Bank, Habib Bank Limited, Habib Metro Bank, JS Bank Limited, Meezan Bank, Muslim Commercial Bank, Samba Bank, Soneri Bank, and United Bank Limited. The demographic characteristics include participant age, gender, marital status, education, overall working experience, currently employed years, organization, and position. The details about each demographic characteristic are highlighted in Table A1 (See Appendix A.2).

4.2. Measurement Model

To validate the measurement model, convergent and discriminant validity ought to be confirmed. The measurement model consists of four constructs, e.g., SL, SE, BV, and EP. The default estimation model was estimated through 49 items using Smart PLS 3.3.3. At first, to build up united legitimacy, three boundaries were utilized: (1) the factor loading ought to be more than 0.7; (2) composite reliability (CR) ought to be more noteworthy than 0.7; and (3) the worth of a standard (AVE) ought to be more than 0.5. To adjust the measurement model, around 26 items were eliminated (EP 2, EP 4, EP 6, EP 11, to EP23). The adjusted measurement model with 24 items confirmed both CV and DV (see Figure 3).

To evaluate the measurement model, first convergent validity (CV) ought to be determined dependent on three rules: (i) the loading factor ought to be more than 0.70; (ii) composite reliability (CR) ought to be more than 0.7; and (iii) the value of (AVE) should be more than 0.5. The discriminant validity (DV) was evaluated based on the above three parameters. The outcomes affirmed that all the three criteria were not violated (see Table 1).

Table 1. Convergent validity assessment.

Construct	Items	Factor Loading	CR	AVE
BV	BV01	0.732	0.899	0.597
	BV02	0.807		
	BV03	0.778		
	BV04	0.801		
	BV05	0.773		
	BV06	0.743		
EP	EP01	0.744	0.907	0.584
	EP03	0.733		
	EP05	0.716		
	EP07	0.797		
	EP08	0.826		
	EP09	0.744		
	EP10	0.781		
SE	SE02	0.704	0.865	0.561
	SE04	0.789		
	SE05	0.761		
	SE06	0.767		
	SE07	0.721		
SL	SL02	0.705	0.910	0.628
	SL03	0.785		
	SL04	0.808		
	SL05	0.813		
	SL06	0.859		
	SL07	0.774		

Benevolence value (BV), employee performance (EP), self-efficacy (SE), servant leadership (SL).

Discriminant validity (DV) was evaluated dependent on three boundaries: (1) Fornell and Lacker basis; (2) cross-loadings; (3) a heterotrait–monotrait ratio (HTMT) utilizing Smart PLS DV yield. Table outcomes affirmed that the inclining esteem in (intense) of

each develop, for example, SL, BV, SE, and EP, is more noteworthy than the inter-construct correlation values. The loading of items should be higher than their own construct rather than other construct (See Tables 2 and 3).

Table 2. Fornell and Lacker criterion using inter correlation matrix of constructs.

	BV	EP	SE	SL
BV	0.773			
EP	0.434	0.764		
SE	0.518	0.548	0.749	
SL	0.497	0.294	0.416	0.792

Note: The diagonal value in bold number should be greater than inter-construct correlation value.

Table 3. Cross-loadings.

	Benevolence Value	Employee Performance	Self-Efficacy	Servant Leadership
BV1	0.7321			
BV2	0.8075			
BV3	0.7784			
BV4	0.8008			
BV5	0.7732			
BV6	0.7426			
EP1		0.7445		
EP10		0.7814		
EP3		0.7326		
EP5		0.7165		
EP7		0.7968		
EP8		0.8264		
EP9		0.7444		
SE2			0.7040	
SE4			0.7892	
SE5			0.7613	
SE6			0.7671	
SE7			0.7211	
SL2				0.7052
SL3				0.7852
SL4				0.8077
SL5				0.8130
SL6				0.8592
SL7				0.7745

The heterotrait–monotrait ratio (HTMT) is the third standard for evaluating DV, and first to assess HTMT proportion. Any worth above 0.85 or 0.90 demonstrates DV, as displayed in Table 4. All the diagonal values, e.g., 0.632, should be greater than the other correlation values, e.g., 0.603 and 0.331. Similarly, other variables' diagonal and correlation values were below the threshold limit 0.85, in this manner affirming that DV does not exist (Kline 2011).

Table 4. Hetrotrait–monotrait ratio (HTMT).

	BV	EP	SE	SL
BV				
EP	0.477			
SE	0.603	0.632		
SL	0.562	0.331	0.487	

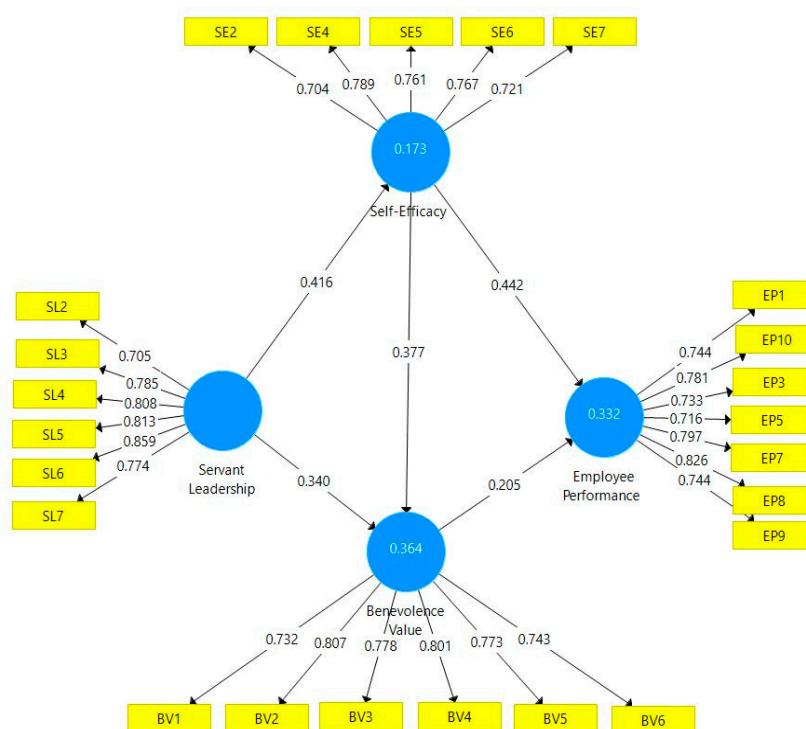


Figure 3. Adjusted measurement model.

4.3. Assessment of Structural Model

Once the measurement estimation model is performed, the next step is to evaluate the structural model. To do so, first, we employed collinearity assessment. Once collinearity assessment is completed next step was to assess direct and indirect effects. Variance inflation factor (VIF) values were used to evaluate multicollinearity using Smart PLS. Table 5 shows that the VIF value for EP is 1.367. The collinearity assessments result confirms that no collinearity issue existed in the model.

Table 5. Collinearity assessments.

	BV	EP	SE	SL
BV	-	1.367	-	-
EP	-	-	-	-
SE	1.209	1.367	-	-
SL	1.209	-	1.000	-

To assess the structural model based on path coefficient (β), p -values and t -values were considered (Hair et al. 2014). In total, ten proposed hypotheses, i.e., (H1 to H10), were tested through SEM using Smart PLS bootstrapping procedure, see Figures 4 and 5. Moreover, Table 6 shows the result of direct hypotheses, e.g., H1 to H5. The result confirmed that all five direct paths were supported. The values of path coefficient (β), p -values, and t -values for each direct hypothesis are discussed in Table 6 below.

Table 6. Direct effects.

S.NO	Hypothesis	B	t -Value	p -Value	Decision
H1	SL→BV	0.342	6.197	0.000	Supported
H2	BV→EP	0.212	3.993	0.000	Supported
H3	SL→SE	0.418	7.528	0.010	Supported
H4	SE→EP	0.436	7.160	0.000	Supported
H5	SE→BV	0.381	6.367	0.000	Supported

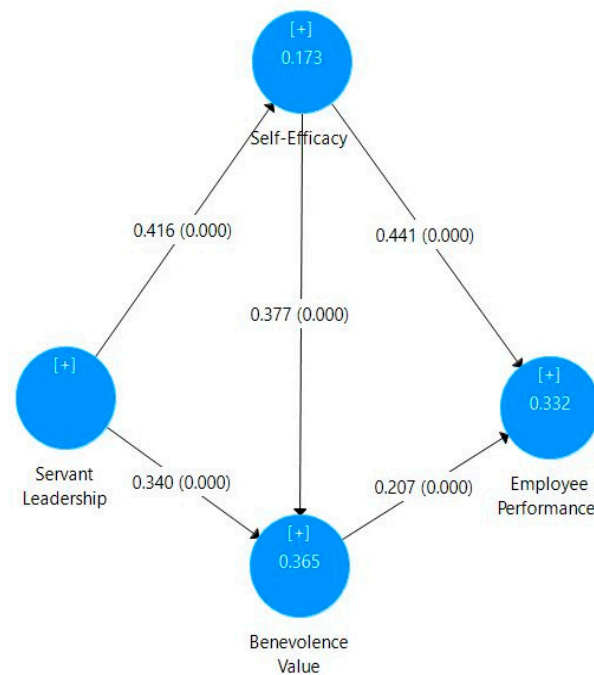


Figure 4. Structural model path coefficient and *p* values.

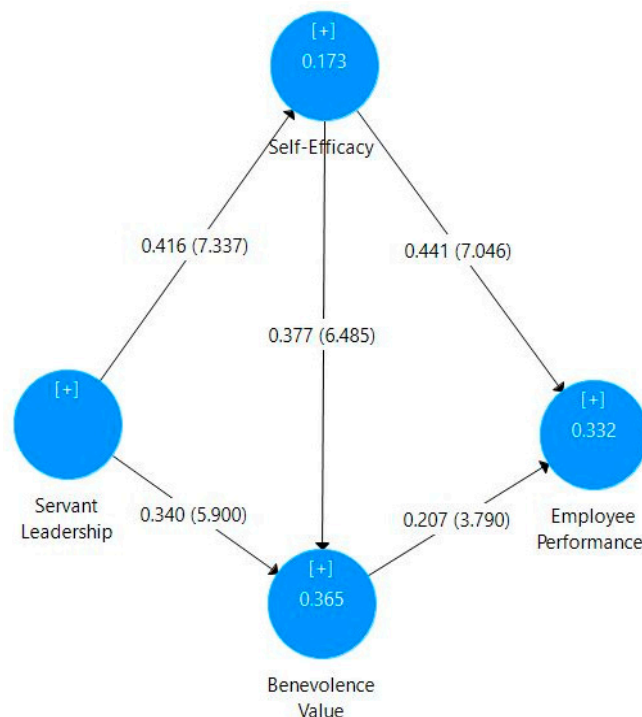


Figure 5. Structural model path coefficient and T values.

This study examined mediating relationships and proposed five hypotheses, e.g., (i) H6: SL→BV→EP, (ii) H7: SL→SE→EP (iii) H8: SE→BV→EP (iv) H9: SL→SE→BV (v) H10: SL→SE→BV→EP. See Figures 4 and 5 for path coefficient (β), *p*-values, and *t*-values.

Table 7 summarizes the results of mediating hypotheses, e.g., H6 to H10 by taking into consideration the three statistics such as (i) path coefficient (ii) (β), *p*-values, and (iii) *t*-values. To assess the strength of mediation or type (a) full, (b) partial, and (c) no mediation, the variance account for (VAF) value was calculated. The VAF > 80% represent full type, VAF < 80% shows partial mediation, while VAF < 20% expects there is no mediation.

According to the result, all mediating hypotheses, e.g., (H6 to H10) were supported. Moreover, full mediation was observed in the case of H6, H8 and H10, while partial mediation was observed in the case of hypotheses H7 and H9.

Table 7. Hypothesis testing (Test of Indirect Effects/Mediation).

S.NO	Hypothesis	Indirect β	t-Value	p-Value	Mediation Type Assessed Via VAF	Decision
H6 M1	SL→BV→EP	0.073	3.359	0.001	VAF = 81% Full mediation	Supported
H7 M2	SL→SE→EP	0.183	4.656	0.000	VAF = 63% Partial mediation	Supported
H8 M3	SE→BV→EP	0.082	2.982	0.003	VAF = 84% Full mediation	Supported
H9 M4	SL→SE→BV	0.159	5.145	0.000	VAF = 68% Partial mediation	Supported
H10 M5	SL→SE→BV→EP	0.034	2.853	0.001	VAF = 90% Full mediation	Supported

4.4. The Explanatory Power of the Model (R^2), Predictive Relevance Q^2 , and Effect Size (q^2)

The R^2 explains the endogenous factors (BV, SE, and EP) reflecting how much the exogenous variable SL predict the endogenous factors. The R^2 value ranges in between $0 < r^2 < 1$, demonstrating more significant levels of prescient exactness (Hair et al. 2014). The R^2 value for the EP was 0.335, implying that BV, SL, and SE explain EP around 33%.

Notwithstanding R^2 , another rule proposed by Stone-Geisser's Q^2 is additionally utilized for predictive relevance (Geisser 1974; Stone 1974). The Q^2 is determined by using the blindfolding procedure. It is an example reuse method where information focuses are discarded and re-assessed. In this way, Q^2 shows how well the information gathered experimentally can be rebuilt with model and PLS parameters (Akter et al. 2011). Q^2 esteem more noteworthy than zero for a particular intelligent endogenous inert variable demonstrates the way model's prescient significance for a reliant variable. As displayed in Table 8, Q^2 for BV was 0.210, EP 0.184, and SE 0.211, showing a satisfactory degree of predictive relevance. In general, the model has good Q^2 , which further affirms the predictive relevance of the structural model.

Table 8. R^2 , predictive relevance Q^2 .

Endogenous Variable	R^2 Values	Threshold	Q^2 Values	Threshold
BV	0.374	≥ 0.33 (moderate)	0.210	> 0
EP	0.335	≥ 0.33 (moderate)	0.184	> 0
SE	0.379	≥ 0.33 (moderate)	0.211	> 0

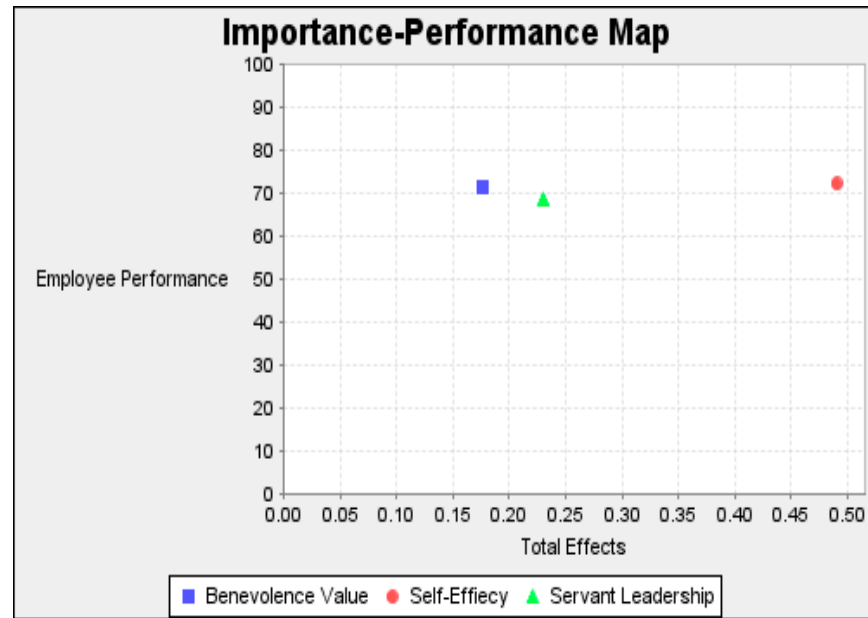
The Q^2 esteem shows models' predictive relevance of the way model. Nonetheless, it does not show the general effect of predictive relevance. To set up relative significance, q^2 impact size is determined: $q^2 = (Q^2 \text{ included} - Q^2 \text{ excluded}) / (1 - Q^2 \text{ included})$. For example, SL $q^2 = (0.184 - 0.249) / (1 - 0.184) = q^2$ impact size. These estimations of q^2 were reshaped for all developments, as displayed in Table 8.

4.5. The PLS-SEM Importance-Performance Matrix Analysis (IPMA)

The important performance map analysis (IPMA) extends the usual PLS-SEM results by considering average values of the latent scores. In this research, the IPMA was conducted for employee performance as a particular endogenous variable alongside exogenous constructs, e.g., benevolence values, self-efficacy, servant leadership on the x-axis, and employee performance on the y-axis (Hair et al. 2014). Table 9 exhibits the latent variables' index values in the inner model and the exogenous latent variables' total effects (indicating direct effects in this specific case) on the endogenous latent variable "employee performance." Figure 6 delineates the IPMA guide of employee performance. The significant IPMA analysis showed that all critical factors, such as benevolence values, servant leadership, and self-efficacy, are substantial in determining employee performance. Self-efficacy has the most noteworthy worth, for example, 72.198 among all.

Table 9. IMPA results.

Latent Variables	EP Total Effect Performance	Index Value Performance
BV	0.176	71.340
SE	0.490	72.198
EP	0.230	68.764

**Figure 6.** PLS-SEM importance–performance matrix analysis (IPMA).

5. Research Findings and Discussion

Current study investigates the mediating role SE and BV on the relationship between SL and EP. This research aims to investigate enhance our understanding about the impact of servant leadership on employee performance through mediating role of benevolence values and self-efficacy. To begin with, we have found significant supportive evidence for justifying our hypothesized relationships among SL and EP via indirect effects of BV and SE among employees of banking sector.

The structural equation model technique (SEM) was employed to check the mediating role of benevolence values and employee self-efficacy on the relationship between SL and EP. Our research study was based on three major objectives first, to test the indirect effect of self-efficacy on the relationship between servant leadership and employee performance. The results have confirmed that self-efficacy partially mediate the relationship between the servant leadership and employee. These results are aligned with the previous research findings that established a positive relationship between servant leadership and self-efficacy. Moreover, a significant relationship exists between employee self-efficacy and its impact on performance ([Almahdali et al. 2021](#); [Harwiki 2016](#); [Pratiwi and Nawangsari 2021](#); [Zeeshan et al. 2021](#)). The second objective was to test the indirect effect of benevolence values on the relationship between servant leadership and employee performance. Benevolence values fully mediate the relationship between SL and EP. [Morrison \(2018\)](#) has concluded that values of leadership, especially benevolences, impact the leadership style. Building on this further confirmed that benevolence values mediate this relationship and positively impact the performance. Third objective was to test the serial mediation of self-efficacy and benevolence values on the relationship between servant leadership and employee performance. The result confirmed both SE and BV serially mediate the relationship between SL and EP. The variance accounted for (VAF) value shows 90% establishing full serial mediation. According to [Barbuto and Wheeler \(2006\)](#), servant leaders can improve

employee performance, such as the additional work made by employees, and increase organizational effectiveness. Leaders should perceive the positive consequences of their leadership in engaging and fostering their individuals to give work fulfillment, eventually adding to the employee involvement and working on their performance.

Servant leadership has no immediate impact on task performance, adaptive performance as at first model consisted of these factors, although it directly affects the contextual performance. These findings are significant since they affirm the principal reason of servant leadership on values of employees and leaders, especially the relevant mediation role of benevolence values. Our research responds to the previous call, that was given to investigate the mediating effect of these values on the relationship between servant leadership and performance (Chiniara and Bentein 2018). Our work additionally expands the understanding of the impact of SL on EP using SE and BV as mediators at the individual level. It explains the indirect effects of how benevolence values and self-efficacy intervenes between these relationships. Our findings are aligned with the previous research results that self-efficacy positively impacting leadership and performance. Likewise, Ji and Yoon (2021) have also highlighted self-efficacy as an integral component in explaining servant leadership.

There is an aberrant effect of servant leadership on employee performance. Chiniara and Bentein (2016) have concluded that “servant leaders tend to build trustworthy dyadic relationships with followers and create a psychologically safe and fair climate where employees strongly feel they can be themselves, make their own decisions, and feel connected to others, which naturally leads to the adoption of helpful behaviors towards colleagues and conscientious behaviors in favor of the organization” (p. 136). Mediation test results also establish how both benevolence values and self-efficacy build and both mediate and positively impact the relationship of servant leadership and employee performance. In keeping with the conceptual attributes of servant leadership, these results suggest that benevolence values and self-efficacy, established through mutual exchange of concern and care between the subordinate and leader, are translated into positive work outcomes.

6. Research Implications, Limitations, and Future Directions

This research brings important theoretical and practical implications for employees’ financial industry experts and behavioral researchers. Employees have open conversations regarding serving and being a worker. Servant leaders do not need to be officially designated. Employees at any position and in any situation can go for servant leader behavior. Research findings conclude that values and beliefs both act as significant predecessors of performance. At a practical level, it would be beneficial for leaders to train colleagues on the most proficient method to take part in leadership practices to increase performance. The managerial implication of this study brings relevant implications for the HR administration and the overall management that these findings can be utilized to acquire a comprehensive insight into employee performance. Employee performance is exceptionally dependent upon leadership style. Worker performance is highly subject to the upsides of leaders alongside the employee belief. The findings of this research can significantly contribute to the banking sector and enable them to improve their employee’s performance. Leaders and managers should not only provide work orders and should facilitate workers who genuinely need help to focus on their tasks. Likewise, in connection to this, employees should also attempt to practice their leaders’ values and reciprocally offer help and support to each other to improve their work performance genuinely.

This study also brings some limitations. This research has employed primary data that is cross-sectional in nature. The employees of private banks participated in this research. However, the result of this study is only applicable to the banking industry. Current research findings cannot be generalized to other sectors. This study uses relatively a small sample, e.g., (400), for analysis; keeping this in mind, future studies should employ longitudinal and multi-wave data using bigger sample to enhance generalizability of results (Sekaran and Roger 2016).

We also strongly recommend that future studies should consider other antecedents in the model that predict employee performance by using demographic variables as moderators. Literature provides evidence for team performance (Tekleab et al. 2016). To extend the debate on performance, we suggest researchers should assess team performance in the future. Lastly, servant leadership theory talks about the influence of leaders on their surroundings (Greenleaf 1991). Our findings revealed how we could make serving society. We assumed that this phenomenon happens through a leader's model, yet we could not empirically test it. Future research might adopt an organizational approach to assess the genuine impact of servant leaders on their employees in a different corporate setting.

Author Contributions: Conceptualization, T.M. and N.U.K.; methodology, G.Y.; software, H.A.B.; validation, N.U.K.; formal analysis, T.M.; investigation, N.U.K.; resources, H.A.B.; data curation, N.U.K.; writing—original draft preparation, T.M.; writing—review and editing, A.O.; G.Y. and N.A.S. All authors have read and agreed to the published version of the manuscript.

Funding: This research received no external funding.

Institutional Review Board Statement: Not applicable.

Informed Consent Statement: Not applicable.

Data Availability Statement: The data presented in this study are available on request from the corresponding author.

Conflicts of Interest: The authors declare no conflict of interest.

Appendix A

Appendix A.1. Survey Measures

The key constructs of this study, e.g., BV, SL, SE and EP, were measured with a five-point Likert scale (strongly disagree = 1, disagree = 2, neutral = 3, agree = 4, strongly agree = 5).

Benevolence value

- BV1 It is important to him to be loyal to those who are close to him.
- BV2 He goes out of his way to be a dependable and trustworthy friend.
- BV3 He wants those he spends time with to be able to rely on him completely.
- BV4 It's very important to him to help the people dear to him.
- BV5 Caring for the well-being of people he is close to is important to him.
- BV6 He tries always to be responsive to the needs of his family and friends.

Servant leadership

- SL1 My leader can tell if something work-related is going wrong.
- SL2 My leader makes my career development a priority
- SL3 I would seek help from my leader if I had a personal problem.
- SL4 My leader emphasizes the importance of giving back to the community.
- SL5 My leader puts my best interests ahead of his/her own.
- SL6 My leader gives me the freedom to handle difficult situations in the way that I feel is best.
- SL7 My leader would NOT compromise ethical principles in order to achieve success.

Self-efficacy

- SE1 In my work I am confident I can Solve all the conflicts that may occur with my colleagues.
- SE2 In my work I am confident I can Keep in a good mood, even in tense situations.
- SE3 In my work I am confident I can Defend my rights when treated unfairly.
- SE4 In my work I am confident I can Earn the esteem of all my colleagues.
- SE5 In my work I am confident I can Remain calm in very stressful situations.
- SE6 In my work I am confident I can Overcome all frustrations related to my failures.
- SE7 In my work I am confident I can Recover quickly after a period of intense activity.

Employee performance

EP1 CP5 I used to extend help to my co-workers when asked or needed.
 EP2 CP1 I love to handle extra responsibilities.
 EP3 CP8 I extend my sympathy and empathy to my co-workers when they are in trouble.
 EP4 CP4 I actively participate in group discussions and work meetings.
 EP5 CP7 I use to praise my co-workers for their good work.
 EP6 CP2 I derive lot of satisfaction nurturing others in organization.
 EP7 CP3 I use to share knowledge and ideas among my team members.
 EP8 CP6 I use to maintain good coordination among fellow workers.
 EP9 CP11 I communicate effectively with my colleagues for problem solving and decision making.
 EP10 CP10 I use to guide new colleagues beyond my job purview.
 EP11 TP9 I use to maintain high standard of work.
 EP12 TP14 I am capable of handling my assignments without much supervision.
 EP13 TP11 I am very passionate about my work.
 EP14 TP10 I know I can handle multiple assignments for achieving organizational goals.
 EP15 TP8 I use to complete my assignments on time.
 EP16 TP12 My colleagues believe I am a high performer in my organization
 EP17 AP11 I use to perform well to mobilize collective intelligence for effective team work.
 EP18 AP3 I could manage change in my job very well whenever the situation demands.
 EP19 AP9 I can handle effectively my work team in the face of change.
 EP20 AP6 I always believe that mutual understanding can lead to a viable solution in organization.
 EP21 AP8 I use to lose my temper when faced with criticism from my team members. (R)
 EP22 AP2 I am very comfortable with job flexibility.
 EP23 AP12 I use to cope well with organizational changes from time to time.

Appendix A.2.

Table A1. Demographic information.

Demographic Characteristics	Frequency	Percentage
Age		
15–20 years	01	0.3
21–30 years	214	53.5
31–40 years	155	38.8
41–50 years	28	7
51+ years	02	0.5
Total	400	100
Gender		
Male	251	62.7
Female	149	37.3
Total	400	100
Marital status		
Single	158	39.5
Married	241	60.3
Other	01	0.3
Total	400	100
Education		
Bachelors (14 years)	90	22.5
Bachelors/Masters (16 years)	194	48.5
Masters (18 years)	113	28.2
PHD (18+ years)	03	0.8
Total	400	100

Table A1. Cont.

Demographic Characteristics	Frequency	Percentage
Overall Working Experience		
1–10 years	177	44.3
11–20 years	131	32.8
21–30 years	54	13.5
31–40 years	38	9.5
Total	400	100
Current Employed Years		
1–10 years	206	51.5
11–20 years	102	25.5
21–30 years	54	13.5
31–40 years	38	9.5
Total	400	100
Organization		
Summit Bank Limited	03	0.8
Al Baraka Bank	07	1.8
Allied Bank	51	12.8
Askari Bank	40	10
Bank Al Habib	09	2.3
Bank Alfalah	71	17.8
Bank of Punjab	12	03
Faysal Bank	34	8.5
Habib Bank Limited	36	09
Habib Metro Bank	10	2.5
JSBL	13	3.3
Meezan bank	13	3.3
Muslim Commercial Bank	43	10.8
Samba Bank	10	2.5
Soneri bank	03	0.8
United Bank Limited	45	11.3
Total	400	100
Position		
Teller	01	0.3
Assistant Manager	10	2.5
Banking Officer	03	0.8
Banking services	02	0.5
Banking Services Corporation	05	1.3
Branch Coordinator	02	0.5
Branch Service Manager	01	0.3
Branch Service Officers	25	6.3
Branch services	01	0.3
Branch Services Manager	01	0.3
Branch Services Officers	01	0.3
Business Development Officer	18	4.5
Business Strategy Spread	01	0.3
Business development	01	0.3
center services manager	01	0.3
Credit Manager	03	0.8
Cluster Manager	03	0.8
Compliance Officer	02	0.5
Corporate Social Responsibility	09	02
Credit officer	03	0.8
Customer Service Manage	09	2.3
Customer Service Manager	04	01
Customer Service Officer	28	07

Table A1. Cont.

Demographic Characteristics	Frequency	Percentage
Development officer	05	1.3
Foreclosure charges	02	0.5
General Banking Officer	18	4.5
In charge	01	0.3
In charge Banking	05	1.3
Insurance Consultant	06	1.5
IT Officer	23	5.8
Locker Custodian	01	0.3
Operation	05	1.3
Operation Manager	10	2.5
Operation Officer	07	1.8
Operations	02	0.5
Personal Banker Officer	04	01
Personal Banking Officer	09	2.3
Processing Officer	01	0.3
Regional sales manager	01	0.3
Relationship Manager	45	11.3
Relationship Officer	14	3.5
Retail Officers	01	0.3
Revenue Expenditure	02	0.5
Reverse Takeover	03	0.8
Sales Officer	04	01
Senior teller	01	0.3
Service Ambassador	03	0.8
Services Officer	12	03
Services Supervisor	01	0.3
Team Manager	05	1.3
Tele Operator	01	0.3
Teller	64	16
Teller Services Officer	06	1.5
Trade Officer	04	01
Total	400	100

References

- Abbas, Ansar, Muhammad Saud, Indrianawati Usman, and Dian Ekowati. 2020. Servant leadership and religiosity: An indicator of employee performance in the education sector. *International Journal of Innovation, Creativity Change* 13: 391–409.
- Aguilar, Tony, and Jessica Yuan. 2010. Measuring restaurant managers' self-efficacy and job satisfaction with generational position. Paper presented at the 15th Annual Graduate Student Research Conference in Hospitality and Tourism, Washington, DC, USA, January 7–9.
- Akter, Shahriar, John D'ambra, and Pradeep Ray. 2011. An Evaluation of PLS Based Complex Models: The Roles of Power Analysis, Predictive Relevance and GoF Index. Available online: <https://ro.uow.edu.au/commpapers/3126/> (accessed on 21 March 2021).
- Ali, Faizan, S. Mostafa Rasoolimanesh, Marko Sarstedt, Christian M. Ringle, and Kisang Ryu. 2018. An assessment of the use of partial least squares structural equation modeling (PLS-SEM) in hospitality research. *International Journal of Contemporary Hospitality Management* 30: 514–38. [CrossRef]
- Ali, Hafiz Yasir, Muhammad Asrar-ul-Haq, Shaheera Amin, Sadaf Noor, Muhammad Haris-ul-Mahasbi, and Muhammad Kashif Aslam. 2020. Corporate social responsibility and employee performance: The mediating role of employee engagement in the manufacturing sector of Pakistan. *Corporate Social Responsibility Environmental Management* 27: 2908–19. [CrossRef]
- Ali, Majid, Hafiz Abdur Rashid, Muhammad Hasnain Ali, Muhammad Usman, and Aamir Sohail. 2021. Assessment of Customers E-loyalty in digital banking During COVID-19: An application of 8C model. *International Journal of Disaster Recovery and Business Continuity* 12: 1054–62.
- Almahdali, Fadila, Syahir Natsir, Bakri Hasanuddin, and Husnah Husnah. 2021. The Effect of Servant Leadership, Emotional Intelligence, and Self-Efficacy on Organizational Citizenship Behavior and Employee Performance of State-Owned Banks in Palu City. *International Journal of Multicultural Multireligious Understanding* 8: 682–94.
- Almeida, Fernando, and José Duarte Santos. 2020. The effects of COVID-19 on job security and unemployment in Portugal. *International Journal of Sociology Social Policy* 40: 995–1003. [CrossRef]
- Baard, Samantha K., Tara A. Rench, and Steve W. J. Kozlowski. 2014. Performance adaptation: A theoretical integration and review. *Journal of Management* 40: 48–99. [CrossRef]

- Babakus, Emin, Ugur Yavas, Osman M. Karatepe, and Turgay Avci. 2003. The effect of management commitment to service quality on employees' affective and performance outcomes. *Journal of the Academy of Marketing Science* 31: 272–86. [CrossRef]
- Bandura, Albert. 1977. Self-efficacy: Toward a unifying theory of behavioral change. *Psychological Review* 84: 191. [CrossRef] [PubMed]
- Bandura, Albert. 1986. *Social Foundations of Thought and Action*. Englewood Cliffs: Prentice-Hall, pp. 23–28.
- Bandura, Albert. 1997. The anatomy of stages of change. *American Journal of Health Promotion: AJHP* 12: 8–10. [CrossRef] [PubMed]
- Bandura, Albert. 2006. Guide for constructing self-efficacy scales. *Self-Efficacy Beliefs of Adolescents* 5: 307–37.
- Bandura, Albert. 2012. *On the Functional Properties of Perceived Self-Efficacy Revisited*. Los Angeles: Sage Publications Sage CA.
- Bandura, Albert, and Richard H. Walters. 1977. *Social Learning Theory*. Englewood Cliffs: Prentice-Hall, vol. 1.
- Bandura, Albert, Nancy E. Adams, and Janice Beyer. 1977. Cognitive processes mediating behavioral change. *Journal of Personality Social Psychology* 35: 125. [CrossRef]
- Barbuto, John E., Jr., and Daniel W. Wheeler. 2006. Scale development and construct clarification of servant leadership. *Group Organization Management* 31: 300–26. [CrossRef]
- Bardi, Anat, and Shalom H. Schwartz. 2003. Values and behavior: Strength and structure of relations. *Personality and Social Psychology Bulletin* 29: 1207–20. [CrossRef]
- Barni, Daniela, Francesca Danioni, and Paula Benevene. 2019. Teachers' self-efficacy: The role of personal values and motivations for teaching. *Frontiers in Psychology* 10: 1645. [CrossRef] [PubMed]
- Bass, Bernard M. 1985. *Leadership and Performance beyond Expectations*. New York: Collier Macmillan.
- Baum, Tom, Shelagh K. K. Mooney, Richard N. S. Robinson, and David Solnet. 2020. COVID-19's impact on the hospitality workforce—new crisis or amplification of the norm? *International Journal of Contemporary Hospitality Management* 32: 2813–19. [CrossRef]
- Bono, Joyce E., and Timothy A. Judge. 2003. Self-concordance at work: Toward understanding the motivational effects of transformational leaders. *Academy of Management Journal* 46: 554–71.
- Borgogni, Laura, Silvia Dello Russo, Laura Petitta, and Michele Vecchione. 2010. Predicting job satisfaction and job performance in a privatized organization. *International Public Management Journal* 13: 275–96. [CrossRef]
- Borman, Walter C., and S. M. Motowidlo. 1993. Expanding the criterion domain to include elements of contextual performance. *Psychology Faculty Publications*, 1111. Available online: https://digitalcommons.usf.edu/psy_facpub/1111 (accessed on 13 April 2021).
- Brief, Arthur P., and Stephan J. Motowidlo. 1986. Prosocial organizational behaviors. *Academy of Management Review* 11: 710–25. [CrossRef]
- Budhwar, Pawan S., and Anil Chandrakumara. 2007. Does HRM fit really matter to citizenship and task performance? *Employee Relations* 29: 611–39.
- Buil, Isabel, Eva Martínez, and Jorge Matute. 2019. Transformational leadership and employee performance: The role of identification, engagement and proactive personality. *International Journal of Hospitality Management* 77: 64–75. [CrossRef]
- Campbell, John P. 1990. Modeling the performance prediction problem in industrial and organizational psychology. *Handbook of Industrial and Organizational Psychology*; Edited by M. D. Dunnette and L. M. Hough. Palo Alto: Consulting Psychologists Press, pp. 687–732. Available online: <https://psycnet.apa.org/record/1993-97198-012> (accessed on 10 February 2021).
- Cannavale, Chiara, Iman Zohoorian Nadali, and Anna Esemio. 2020. Entrepreneurial orientation and firm performance in a sanctioned economy—Does the CEO play a role? *Journal of Small Business Enterprise Development* 27: 1005–27. [CrossRef]
- Caprara, Gian Vittorio, and Patrizia Steca. 2007. Prosocial agency: The contribution of values and self-efficacy beliefs to prosocial behavior across ages. *Journal of Social Clinical Psychology* 26: 218–39. [CrossRef]
- Carter, W. Richard, Paul L. Nesbit, Richard J. Badham, Sharon K. Parker, and Li-Kuo Sung. 2018. The effects of employee engagement and self-efficacy on job performance: A longitudinal field study. *The International Journal of Human Resource Management* 29: 2483–502. [CrossRef]
- Chan, Simon C. H., and Wai-ming Mak. 2014. The impact of servant leadership and subordinates' organizational tenure on trust in leader and attitudes. *Personnel Review* 43: 272–87. [CrossRef]
- Charalambous, George, Nikolaos Xenikakis, Alexandra Skitsou, Elpiniki Biskanaki, and Olympia Konstantakopoulou. 2018. Job Satisfaction of Mental Health Workers in Psychosocial Rehabilitation Centres in a Rural Area of Greece. *International Journal of Caring Sciences* 11: 1438–49.
- Charbonnier-Voirin, Audrey, and Patrice Roussel. 2012. Adaptive performance: A new scale to measure individual performance in organizations. *Canadian Journal of Administrative Sciences/Revue Canadienne des Sciences de l'Administration* 29: 280–93. [CrossRef]
- Chen, Ziguang, Wing Lam, and Jian An Zhong. 2007. Leader-member exchange and member performance: A new look at individual-level negative feedback-seeking behavior and team-level empowerment climate. *Journal of Applied Psychology* 92: 202. [CrossRef]
- Chen, Zhijun, Jing Zhu, and Mingjian Zhou. 2015. How does a servant leader fuel the service fire? A multilevel model of servant leadership, individual self identity, group competition climate, and customer service performance. *Journal of Applied Psychology* 100: 511. [CrossRef]
- Chiniara, Myriam, and Kathleen Bentein. 2016. Linking servant leadership to individual performance: Differentiating the mediating role of autonomy, competence and relatedness need satisfaction. *The Leadership Quarterly* 27: 124–41. [CrossRef]
- Chiniara, Myriam, and Kathleen Bentein. 2018. The servant leadership advantage: When perceiving low differentiation in leader-member relationship quality influences team cohesion, team task performance and service OCB. *The Leadership Quarterly* Bentein 29: 333–45. [CrossRef]

- Chughtai, Aamir Ali. 2016. Servant leadership and follower outcomes: Mediating effects of organizational identification and psychological safety. *The Journal of Psychology* 150: 866–80. [\[CrossRef\]](#) [\[PubMed\]](#)
- Dagar, Chirag, Ashish Pandey, and Ajinkya Navare. 2020. How Yoga-Based Practices Build Altruistic Behavior? Examining the Role of Subjective Vitality, Self-transcendence, and Psychological Capital. *Journal of Business Ethics*, 1–16. [\[CrossRef\]](#)
- De Clercq, Dirk, and Inam Ul Haq. 2018. Self-efficacy to spur job performance: Roles of job-related anxiety and perceived workplace incivility Dirk De Clercq, Inam Ul Haq, Muhammad Umer Azeem. *Management Decision* 56: 891–907. [\[CrossRef\]](#)
- Delmas, Magali A., and Sanja Pekovic. 2018. Organizational configurations for sustainability and employee productivity: A qualitative comparative analysis approach. *Business & Society* 57: 216–51.
- DeYoung, Matthew. 2020. *Examining The Relationship Between Personal Values and Servant Leadership Behavior*. Minneapolis: Capella University.
- Egri, Carolyn P., and Susan Herman. 2000. Leadership in the North American environmental sector: Values, leadership styles, and contexts of environmental leaders and their organizations. *Academy of Management Journal* 43: 571–604.
- Ekhsan, Muhamad, and Ali Aziz. 2021. Servant Leadership and Employee Performance: Does Organizational Commitment Mediate in the Model? *Proceeding The First International Conference on Government Education Management and Tourism* 1: 373–82.
- Feather, Norman T. 1990. Bridging the gap between values and actions: Recent applications of the expectancy-value model. *Handbook of Motivation and Cognition: Foundations of Social Behavior* 2: 151–92.
- Feather, Norman T. 1995. Values, valences, and choice: The influences of values on the perceived attractiveness and choice of alternatives. *Journal of Personality and Social Psychology* 68: 1135. [\[CrossRef\]](#)
- Felfe, Jörg, and Birgit Schyns. 2006. Personality and the Perception of Transformational Leadership: The Impact of Extraversion, Neuroticism, Personal Need for Structure, and Occupational Self-Efficacy 1. *Journal of Applied Social Psychology* 36: 708–39. [\[CrossRef\]](#)
- Ferdinand, Augusty. 2006. *Metode Penelitian Manajemen*. Semarang: Badan Penerbit Universitas Diponegoro.
- Fu, Ping Ping, Anne S Tsui, Jun Liu, and Lan Li. 2010. Pursuit of whose happiness? Executive leaders' transformational behaviors and personal values. *Administrative Science Quarterly* 55: 222–54. [\[CrossRef\]](#)
- Geisser, Seymour. 1974. A predictive approach to the random effect model. *Biometrika* 61: 101–107. [\[CrossRef\]](#)
- Gong, Yaping, Jia-Chi Huang, and Jiing-Lih Farh. 2009. Employee learning orientation, transformational leadership, and employee creativity: The mediating role of employee creative self-efficacy. *Academy of Management Journal* 52: 765–78. [\[CrossRef\]](#)
- Grant, Adam M. 2008. The significance of task significance: Job performance effects, relational mechanisms, and boundary conditions. *Journal of Applied Psychology* 93: 108. [\[CrossRef\]](#)
- Greenleaf, R. K. 1991. *The Servant as Leader (Rev. ed.)*. Indianapolis: Robert K. Greenleaf Center.
- Griffin, Mark A., Andrew Neal, and Sharon K. Parker. 2007. A new model of work role performance: Positive behavior in uncertain and interdependent contexts. *Academy of Management Journal* 50: 327–47. [\[CrossRef\]](#)
- Haider, Aftab, and Hafiz Mushtaq. 2017. Self-Efficacy as a Mediator in the Relationship between Servant Leadership and Teaching Effectiveness. *Journal of Managerial Sciences* 11: 167–82.
- Hair, Joe F., Jr., Marko Sarstedt, Lucas Hopkins, and Volker G. Kuppelwieser. 2014. Partial least squares structural equation modeling (PLS-SEM): An emerging tool in business research. *European Business Review* 26: 106–21. [\[CrossRef\]](#)
- Halawi, Ali, and Nada Haydar. 2018. Effects of Training on Employee Performance: A Case Study of Bonjus and Khatib & Alami Companies. *International Humanities Studies* 5: 24–45.
- Harwiki, Wiwiek. 2016. The impact of servant leadership on organization culture, organizational commitment, organizational citizenship behaviour (OCB) and employee performance in women cooperatives. *Procedia-Social Behavioral Sciences* 219: 283–90. [\[CrossRef\]](#)
- Hermawati, Adya, and Nasharuddin Mas. 2017. Mediation effect of quality of worklife, job involvement, and organizational citizenship behavior in relationship between transglobal leadership to employee performance. *International Journal of Law Management* 59: 1143–58. [\[CrossRef\]](#)
- Hidayat, Tedi, Rahmi Fahmy, Dessy Kurnia Sari, Fineke Mergeresa, and Yudi Fernando. 2021. COVID-19 outbreak effects on leadership, job satisfaction and turnover intention: A mediating model of Indonesian banking sector. *International Journal of Law Management* 10: 113–28.
- Hoch, Julia E., William H. Bommer, James H. Dulebohn, and Dongyuan Wu. 2018. Do ethical, authentic, and servant leadership explain variance above and beyond transformational leadership? A meta-analysis. *Journal of Management* 44: 501–29. [\[CrossRef\]](#)
- Hunter, Emily M., Mitchell J. Neubert, Sara Jansen Perry, L. A. Witt, Lisa M. Penney, and Evan Weinberger. 2013. Servant leaders inspire servant followers: Antecedents and outcomes for employees and the organization. *The Leadership Quarterly* 24: 316–31. [\[CrossRef\]](#)
- Iqbal, N., S. Anwar, and N. Haider. 2015. Effect of leadership style on employee performance. *Arabian Journal of Business Management Review* 5: 1–6.
- Ji, Yunho, and Hyun Joong Yoon. 2021. The Effect of Servant Leadership on Self-Efficacy and Innovative Behaviour: Verification of the Moderated Mediating Effect of Vocational Calling. *Administrative Sciences* 11: 39. [\[CrossRef\]](#)
- Jiang, Jane Yan, Anne S. Tsui, and Jia Li. 2015. Servant leadership, changes in personal values, and job meaningfulness. In *Academy of Management Proceedings*. Briarcliff Manor: Academy of Management.

- Johnson, Jeff W. 2001. The relative importance of task and contextual performance dimensions to supervisor judgments of overall performance. *Journal of Applied Psychology* 86: 984. [\[CrossRef\]](#)
- Judge, Timothy A., and Ronald F. Piccolo. 2004. Transformational and transactional leadership: A meta-analytic test of their relative validity. *Journal of Applied Psychology* 89: 755. [\[CrossRef\]](#) [\[PubMed\]](#)
- Jundt, Dustin K., Mindy K. Shoss, and Jason L. Huang. 2015. Individual adaptive performance in organizations: A review. *Journal of Organizational Behavior* 36: S53–S71. [\[CrossRef\]](#)
- Kaushik, Arun Kumar, and Zillur Rahman. 2015. Innovation adoption across self-service banking technologies in India. *International Journal of Bank Marketing* 33: 96–121. [\[CrossRef\]](#)
- Khushk, Amir Ali, and Peace Works. 2019. Impact of Locus of Control (LOC) and Organizational Commitment on Employee Performance—Study of Service Sector, Pakistan. *International Journal of Law* 6: 1–6.
- Kim, Mi Jin, and Jin H. Park. 2020. Academic Self-Efficacy and Life Satisfaction Among Adolescents: Mediating Effects of Self-Transcendence. *Child & Youth Services* 41: 387–408.
- Kline, Rex B. 2011. Convergence of structural equation modeling and multilevel modeling. In *The SAGE Handbook of Innovation in Social Research Methods*. London: SAGE Publications Ltd, pp. 562–89.
- Kumar Behera, Ajay, Narayan Chandra Nayak, Harish Chandra Das, and Rabindra Narayan Mohapatra. 2015. An empirical study of the impact of IT on performance in Indian service industries. *Global Business Organizational Excellence* 34: 67–78. [\[CrossRef\]](#)
- Kwon, Sang Soon, and Kyung Seok Kang. 2017. A Study on the Perception of Youth about Health Teacher's Servant Leadership, Student's Self-efficacy, and Health Promoting Behavior, and the Relationship among the Variables. *Journal of the Korean Society of School Health* 30: 224–39.
- Lemoine, G. James, and Terry C. Blum. 2021. Servant leadership, leader gender, and team gender role: Testing a female advantage in a cascading model of performance. *Personnel Psychology* 74: 3–28. [\[CrossRef\]](#)
- Leyer, Michael, Ann-Kathrin Hirzel, and Juergen Moormann. 2021. It's mine, i decide what to change: The role of psychological ownership in employees' process innovation behaviour. *International Journal of Innovation Management* 25: 2150013. [\[CrossRef\]](#)
- Liden, Robert C., Sandy J. Wayne, Hao Zhao, and David Henderson. 2008. Servant leadership: Development of a multidimensional measure and multi-level assessment. *The Leadership Quarterly* 19: 161–77. [\[CrossRef\]](#)
- Liden, Robert C., Alexandra Panaccio, Jeremy D. Meuser, Jia Hu, and Sandy J. Wayne. 2014a. Servant leadership: Antecedents, processes, and outcomes. In *The Oxford Handbook of Leadership and Organizations*. London: Oxford University Press, pp. 357–79. [\[CrossRef\]](#)
- Liden, Robert C., Sandy J. Wayne, Chenwei Liao, and Jeremy D. Meuser. 2014b. Servant leadership and serving culture: Influence on individual and unit performance. *Academy of Management Journal* 57: 1434–52. [\[CrossRef\]](#)
- Liden, Robert C., Sandy J. Wayne, Jeremy D. Meuser, Jia Hu, Junfeng Wu, and Chenwei Liao. 2015. Servant leadership: Validation of a short form of the SL-28. *The Leadership Quarterly* 26: 254–69. [\[CrossRef\]](#)
- Mayer, David M., Mary Bardes, and Ronald F. Piccolo. 2008. Do servant-leaders help satisfy follower needs? An organizational justice perspective. *European Journal of Work Organizational Psychology* 17: 180–97. [\[CrossRef\]](#)
- Mikkelsen, Aslaug, and Espen Olsen. 2019. The influence of change-oriented leadership on work performance and job satisfaction in hospitals—the mediating roles of learning demands and job involvement. *Leadership in Health Service* 32: 37–53. [\[CrossRef\]](#)
- Morrison, Mike A. 2018. Increasing the meaningfulness of work with motivational self-transcendence. *International Journal of Existential Psychology Psychotherapy* 7: 16–27. [\[CrossRef\]](#)
- Neubert, Mitchell J., K. Michele Kacmar, Dawn S. Carlson, Lawrence B. Chonko, and James A. Roberts. 2008. Regulatory focus as a mediator of the influence of initiating structure and servant leadership on employee behavior. *Journal of Applied Psychology* 93: 1220. [\[CrossRef\]](#)
- Otto, Kathleen, Hannah V. Geibel, and Emily Kleszewski. 2021. "Perfect Leader, Perfect Leadership?" Linking Leaders' Perfectionism to Monitoring, Transformational, and Servant Leadership Behavior. *Frontiers in Psychology* 12: 1290. [\[CrossRef\]](#)
- Page, M. Beth, Kathy Bishop, and Catherine Etmanski. 2021. Community Belonging and Values-Based Leadership as the Antidote to Bullying and Incivility. *Societies* 11: 29. [\[CrossRef\]](#)
- Pandey, Jatin. 2019. Factors affecting job performance: An integrative review of literature. *Management Research Review* 42: 263–89. [\[CrossRef\]](#)
- Paracha, M. Umer, Adnan Qamar, Anam Mirza, I.-U. Hassan, and H. Waqas. 2012. Impact of leadership style (transformational & transactional leadership) on employee performance & mediating role of job satisfaction. Study of private school (educator) in Pakistan. *Global Journal of Management Business Research* 12: 55–64.
- Peng, J. C., Jia-Jing Jien, and Julian Lin. 2016. Antecedents and consequences of psychological contract breach. *Journal of Managerial Psychology* 31: 1312–26. [\[CrossRef\]](#)
- Pham-Thai, Nguyen T., Adela J. McMurray, Nuttawuth Muenjohn, and Michael Muchiri. 2018. Job engagement in higher education. *Personnel Review* 47: 951–67. [\[CrossRef\]](#)
- Piccolo, Ronald F., and Jason A. Colquitt. 2006. Transformational leadership and job behaviors: The mediating role of core job characteristics. *Academy of Management Journal* 49: 327–40. [\[CrossRef\]](#)
- Podsakoff, Philip M., Scott B. MacKenzie, and William H. Bommer. 1996. Transformational leader behaviors and substitutes for leadership as determinants of employee satisfaction, commitment, trust, and organizational citizenship behaviors. *Journal of Management* 22: 259–98. [\[CrossRef\]](#)

- Ponta, Linda, Gian Carlo Cainarca, and Silvano Cincotti. 2020. Monetary incentives in Italian public administration: A stimulus for employees? An agent-based approach. *Complexity* 2020: 1–13. [\[CrossRef\]](#)
- Pradhan, Rabindra Kumar, and Lalatendu Kesari Jena. 2017. Employee performance at workplace: Conceptual model and empirical validation. *Business Perspectives Research* 5: 69–85. [\[CrossRef\]](#)
- Pratiwi, Lintang Arum, and Lenny Christina Nawangsari. 2021. Organizational Citizenship Behavior while mediating Self-Efficacy, Servant Leadership and Organization Culture on Employee Performance. *European Journal of Business Management Research* 6: 225–31. [\[CrossRef\]](#)
- Ratten, Vanessa. 2008. Technological innovations in the m-commerce industry: A conceptual model of WAP banking intentions. *The Journal of High Technology Management Research* 18: 111–17. [\[CrossRef\]](#)
- Rezaei, Sajad. 2015. Segmenting consumer decision-making styles (CDMS) toward marketing practice: A partial least squares (PLS) path modeling approach. *Journal of Retailing Consumer Services* 22: 1–15. [\[CrossRef\]](#)
- Richard, Orlando C., Ping Wu, and Ken Chadwick. 2009. The impact of entrepreneurial orientation on firm performance: The role of CEO position tenure and industry tenure. *The International Journal of Human Resource Management* 20: 1078–95. [\[CrossRef\]](#)
- Rivkin, Wladislaw, Stefan Diestel, and Klaus-Helmut Schmidt. 2014. The positive relationship between servant leadership and employees' psychological health: A multi-method approach. *German Journal of Human Resource Management* 28: 52–72. [\[CrossRef\]](#)
- Russell, Robert F., and A. Gregory Stone. 2002. A review of servant leadership attributes: Developing a practical model. *Leadership Organization Development Journal* 23: 145–57. [\[CrossRef\]](#)
- Saad, Mohamed M., Hazem R. Gaber, and Ashraf A. Labib. 2021. Investigating the impact of human resource management practices on employee engagement, and the moderating role of strategy implementation in Egypt. *SA Journal of Human Resource Management* 19: 9. [\[CrossRef\]](#)
- Saleh, Isam, Malik Abu Afifa, and Fares Alsufy. 2020. Does Earnings Quality Affect Companies' Performance? New Evidence from the Jordanian Market. *The Journal of Asian Finance, Economics and Business* 7: 33–43. [\[CrossRef\]](#)
- Schwartz, Shalom H. 1994. Are there universal aspects in the structure and contents of human values? *Journal of Social Issues* 50: 19–45. [\[CrossRef\]](#)
- Schwartz, Shalom H. 2012. An overview of the Schwartz theory of basic values. *Online Readings in Psychology and Culture* 2. [\[CrossRef\]](#)
- Schwartz, Shalom. 2013. Value priorities and behavior: Applying. In *The Psychology of Values: The Ontario Symposium*. Mahwah: Lawrence Erlbaum Associates (LEA) Inc.
- Schwartz, Shalom H., and Tammy Rubel-Lifschitz. 2009. Cross-national variation in the size of sex differences in values: Effects of gender equality. *Journal of Personality and Social Psychology* 97: 171. [\[CrossRef\]](#)
- Schyns, Birgit. 2001. The relationship between employees' self-monitoring and occupational self-efficacy and transformational leadership. *Current Research in Social Psychology* 7: 30–42.
- Sekaran, Uma, and Bougie Roger. 2016. *Research Methods for Business: A Skill Building Approach*. Hoboken: John Wiley & Sons.
- Sendjaya, Sen. 2016. *Personal and Organizational Excellence through Servant Leadership*. Berlin: Springer.
- Setyaningrum, Retno Purwani, and Avinash Pawar. 2020. Quality Work Life and Employee Engagement: Does Servant Leadership Influence Employee Performance? *Solid State Technology* 63: 5134–41.
- Setyaningrum, Retno Purwani, Margono Setiawan, and Surachman Surachman. 2017. Organizational commitments are mediation of relationships Between servant leadership and employee performance. *Jurnal Aplikasi Manajemen* 15: 693–701. [\[CrossRef\]](#)
- Shukla, Amit, and Himanshu Rai. 2015. Linking perceived organizational support to organizational trust and commitment: Moderating role of psychological capital. *Global Business Review* 16: 981–96. [\[CrossRef\]](#)
- Sihombing, Sahat, Endang Siti Astuti, Mochammad Al Musadieq, Djamhur Hamied, and Kusdi Rahardjo. 2018. The effect of servant leadership on rewards, organizational culture and its implication for employee's performance. *International Journal of LawManagement* 60: 505–16. [\[CrossRef\]](#)
- Song, In-Sook, and Sang-Jib Kwon. 2017. An analysis of structural relationships among employee training, servant leadership, self-efficacy, transfer behavior of training, and knowledge sharing. *Knowledge Management Research* 18: 261–86.
- Stajkovic, Alexander D., Albert Bandura, Edwin A. Locke, Dongseop Lee, and Kayla Sergeant. 2018. Test of three conceptual models of influence of the big five personality traits and self-efficacy on academic performance: A meta-analytic path-analysis. *Personality Individual Differences* 120: 238–45. [\[CrossRef\]](#)
- Stanton, Pauline, and Hana Thi Pham. 2014. Managing employee performance in an emerging economy: Perceptions of Vietnamese managers. *Asia Pacific Business Review* 20: 269–85. [\[CrossRef\]](#)
- Stollberger, Jakob, Mireia Las Heras, Yasin Rofcanin, and Maria José Bosch. 2019. Serving followers and family? A trickle-down model of how servant leadership shapes employee work performance. *Journal of Vocational Behavior* 112: 158–71. [\[CrossRef\]](#)
- Stone, Mervyn. 1974. Cross-validation and multinomial prediction. *Biometrika* 61: 509–15. [\[CrossRef\]](#)
- Stone, A. Gregory, Robert F. Russell, and Kathleen Patterson. 2004. Transformational versus servant leadership: A difference in leader focus. *Leadership Organization Development Journal* 25: 349–61. [\[CrossRef\]](#)
- Sun, Peter, and Sudong Shang. 2019. Personality traits and personal values of servant leaders. *Leadership Organization Development Journal* 40: 177–92. [\[CrossRef\]](#)
- Sun, Hongyi, Pei-Lee Teh, Karis Ho, and Binshan Lin. 2017. Team diversity, learning, and innovation: A mediation model. *Journal of Computer Information Systems* 57: 22–30. [\[CrossRef\]](#)

- Tajfel, Henri, ed. 1978. *Differentiation between Social Groups: Studies in the Social Psychology of Intergroup Relations*. New York: Academic Press.
- Tam, Carlos, and Tiago Oliveira. 2017. Literature review of mobile banking and individual performance. *International Journal of Bank Marketing* 35: 1044–67. [CrossRef]
- Tekleab, Amanuel G., Ayse Karaca, Narda R. Quigley, and Eric W. K. Tsang. 2016. Re-examining the functional diversity–performance relationship: The roles of behavioral integration, team cohesion, and team learning. *Journal of Business Research* 69: 3500–3507. [CrossRef]
- Tripathi, Divya, Pushpendra Priyadarshi, Pankaj Kumar, and Sushil Kumar. 2020. Micro-foundations for sustainable development: Leadership and employee performance. *International Journal of Organizational Analysis* 28: 92–108. [CrossRef]
- Ul Hassan, Masood, Sadia Shaukat, Muhammad Shakeel, and Muhammad Imran. 2012. Interrelations between organizational culture, Innovation and employee performance: Evidence from banking sector of Pakistan. *Pakistan Journal of Social Sciences* 32: 339–55.
- Van Dierendonck, Dirk. 2011. Servant leadership: A review and synthesis. *Journal of Management* 37: 1228–61. [CrossRef]
- Van Dierendonck, Dirk, Daan Stam, Pieter Boersma, Ninotchka De Windt, and Jorrit Alkema. 2014. Same difference? Exploring the differential mechanisms linking servant leadership and transformational leadership to follower outcomes. *The Leadership Quarterly* 25: 544–62. [CrossRef]
- Van Scotter, James, Stephan J. Motowidlo, and Thomas C. Cross. 2000. Effects of task performance and contextual performance on systemic rewards. *Journal of Applied Psychology* 85: 526. [CrossRef]
- Vigoda-Gadot, Eran. 2007. Leadership style, organizational politics, and employees' performance: An empirical examination of two competing models. *Personnel Review* 36: 661–83. [CrossRef]
- Walumbwa, Fred O., Chad A. Hartnell, and Adegoke Oke. 2010. Servant leadership, procedural justice climate, service climate, employee attitudes, and organizational citizenship behavior: A cross-level investigation. *Journal of Applied Psychology* 95: 517. [CrossRef] [PubMed]
- World Health Organisation. 2020. Coronavirus Disease (COVID-19) Outbreak 2020. Available online: <https://www.who.int/emergencies/diseases/novelcoronavirus-2019> (accessed on 20 March 2021).
- Xiongying, Niu, and Zenebe Garedew Boku. 2021. Impact of Servant Leadership on Employee Performance in Public Sectors: The Mediating Role of Employee Job Satisfaction, Commitment, and the Moderating Role of Self-Esteem. *International Journal of Science Business* 5: 44–65.
- Yan, Rui, Muhammad Farhan Basheer, Muhammad Irfan, and Tahir Naveed Rana. 2020. Role of Psychological factors in Employee Well-being and Employee Performance: An Empirical Evidence from Pakistan. *Revista Argentina de Clínica Psicológica* 29: 638.
- Yanney, John Parker. 2014. Business strategy and leadership style: Impact on organizational performance in the manufacturing sector of Ghana. *American Journal of Industrial Business Management* 4: 767. [CrossRef]
- Yoshida, Diah Tuhfat, Sen Sendjaya, Giles Hirst, and Brian Cooper. 2014. Does servant leadership foster creativity and innovation? A multi-level mediation study of identification and prototypicality. *Journal of Business Research* 67: 1395–404. [CrossRef]
- Yusuf, Muhammed. 2011. The impact of self-efficacy, achievement motivation, and self-regulated learning strategies on students' academic achievement. *Procedia-Social Behavioral Sciences* 15: 2623–26. [CrossRef]
- Zainal, Veithzal Rivai. 2004. Manajemen Sumber Daya Manusia Perusahaan dari Teori ke Praktik. Jakarta: Raja Grafindo Persada 1: 1–588.
- Zeeshan, Sobia, Siew Imm Ng, Jo Ann Ho, and Amer Hamzah Jantan. 2021. Assessing the impact of servant leadership on employee engagement through the mediating role of self-efficacy in the Pakistani banking sector. *Cogent Business Management* 8: 1963029. [CrossRef]
- Zelenak, Michael S. 2015. Measuring the sources of self-efficacy among secondary school music students. *Journal of Research in Music Education* 62: 389–404. [CrossRef]
- Zhang, Xiaomeng, and Kathryn M. Bartol. 2010. Linking empowering leadership and employee creativity: The influence of psychological empowerment, intrinsic motivation, and creative process engagement. *Academy of Management Journal* 53: 107–28. [CrossRef]
- Zhiqiang, Ma, Hira Salah ud din Khan, Muhammad Salman Chughtai, and Li Mingxing. 2021. Re-Engineering the Human Resource Strategies Amid and Post-Pandemic Crisis: Probing into the Moderated Mediation Model of the High-Performance Work Practices and Employee's Outcomes. *Frontiers in Psychology* 12: 710266. [CrossRef] [PubMed]