

Bulatovic, Iva; Papatheodorou, Andreas

**Article — Published Version**

## Civil aviation and tourism demand in Montenegro: A panel data approach

Journal of Tourism, Heritage & Services Marketing

*Suggested Citation:* Bulatovic, Iva; Papatheodorou, Andreas (2023) : Civil aviation and tourism demand in Montenegro: A panel data approach, Journal of Tourism, Heritage & Services Marketing, ISSN 2529-1947, International Hellenic University, Thessaloniki, Vol. 9, Iss. 1, pp. 25-36,  
<https://doi.org/10.5281/zenodo.8054719>

This Version is available at:

<https://hdl.handle.net/10419/272336>

### Standard-Nutzungsbedingungen:

Die Dokumente auf EconStor dürfen zu eigenen wissenschaftlichen Zwecken und zum Privatgebrauch gespeichert und kopiert werden.

Sie dürfen die Dokumente nicht für öffentliche oder kommerzielle Zwecke vervielfältigen, öffentlich ausstellen, öffentlich zugänglich machen, vertreiben oder anderweitig nutzen.

Sofern die Verfasser die Dokumente unter Open-Content-Lizenzen (insbesondere CC-Lizenzen) zur Verfügung gestellt haben sollten, gelten abweichend von diesen Nutzungsbedingungen die in der dort genannten Lizenz gewährten Nutzungsrechte.

### Terms of use:

*Documents in EconStor may be saved and copied for your personal and scholarly purposes.*

*You are not to copy documents for public or commercial purposes, to exhibit the documents publicly, to make them publicly available on the internet, or to distribute or otherwise use the documents in public.*

*If the documents have been made available under an Open Content Licence (especially Creative Commons Licences), you may exercise further usage rights as specified in the indicated licence.*



<https://creativecommons.org/licenses/by-nc-nd/4.0/>

# Civil aviation and tourism demand in Montenegro: A panel data approach

**Iva Bulatovic**

HCT University, United Arab Emirates

**Andreas Papatheodorou**

University of the Aegean, Greece, and University of New South Wales, Australia

## Abstract:

**Purpose:** The purpose of the paper is to investigate the role of civil aviation in the case of Montenegro, one of the smallest countries in Europe and one whose economy heavily relies on tourism.

**Methods:** For this research, a dynamic panel data approach is used, where five models are proposed for modelling tourism demand. Available seats per kilometer, the Herfindahl–Hirschman index, jet fuel prices, exchange rates, and seasonality are used as the models' explanatory variables, in line with the available literature.

**Results:** The econometric results show that all suggested models are valid, the explanatory variables are statistically significant, and their coefficients have the expected sign, suggesting a strong relationship between tourism demand and civil aviation.

**Implications:** Apart from being one of the first attempts to highlight the civil aviation and tourism nexus in the context of Montenegro, this paper contributes to the literature by suggesting a way forward for destination managers and policymakers in small countries with great tourism potential.

**Keywords:** aviation, tourism, tourism demand, Montenegro, panel data

**JEL Classification:** L83, C23, C1

**Biographical note:** Dr. Iva Bulatovic (ivabulatovic@yahoo.com) has a strong background experience in tourism management. She has experience in using a variety of interdisciplinary methods and approaches in her research work, as evidenced by more than 30 publications (papers and books). She has experience over 10 years of teaching and mentoring activities at all levels. Areas of interest: sustainable tourism management, tourist satisfaction, destination management, tourism marketing, aviation and tourism. Professor Dr. Andreas Papatheodorou (a.papatheodorou@aegean.gr) is a prolific academic researcher and advisor in areas related to air transport and tourism economics. He is currently a Professor in Industrial and Spatial Economics with Emphasis on Tourism at the University of the Aegean, Greece, where he directs the MSc Programme in Strategic Management of Tourism Destinations and Hospitality Enterprises. He is also an Adjunct Professor at the School of Aviation, University of New South Wales, Australia. Corresponding author: Andreas Papatheodorou (a.papatheodorou@aegean.gr).

## 1 INTRODUCTION

Tourism is a complex system, and transportation plays a vital role in enhancing the accessibility of destinations. Transport for tourism demand is of a derived nature, as few people travel for the sake of travelling: most people travel to go somewhere and engage in tourism activities while spending time at a destination.

Among transport modes, air transport is of primary importance (Inkson & Minnaert, 2018; Leiper, 1990; Page, 2019). International tourists travel mainly by air and that share had increased drastically since 2000 (UNWTO, 2019). Liberalization (Graham, 1998), alliances (Morley, 2003), improvements, and innovation in the air transport industry have affected destinations all over the world (Koo, Lau,

2019), particularly their accessibility (Halpern & Bråthen, 2011; Hao et al., 2020; Hooper, 2015; Sellner, Nagl, 2010), economic development (Küçükönel & Sedefoğlu, 2017; Lenaerts, et al., 2021), social inclusion (Smyth, et al., 2012) and, in line with these, tourism competitiveness (Khan et al., 2017; Yağmur & Aksu, 2022). From tourists' perspective, these changes are key triggers of purchase decisions, in addition to money available and time (Papatheodorou, 2001). Moreover, the civil aviation industry becomes even more important in economies that are highly dependent on tourism development (Dobruszkes et al., 2016; Papatheodorou, 2021; Spasojevic et al., 2017; Warnock-Smith & Morrell, 2008). To the best of the authors' knowledge, this relationship has never been explored in the context of Montenegro, the key region of this research. The research aims to present state-of-the-art tourism in Montenegro, to propose and test models for

predicting tourism demand at both national and regional levels, and to recommend policies for further development. From an academic perspective, the research presents a solid foundation for testing models in the context of other tourism destinations, especially small (island) developing states, which rely heavily on air transport accessibility to realize their tourism potential. In this context, the paper also contributes to the wider literature on tourism development, at least from an economic perspective.

The paper is divided into five sections. After the introduction (section one) comes section two, which reviews some of the available literature on the relationship between aviation and tourism. Section three presents Montenegro as a case study, and section four discusses the empirical methodology of the paper, which is based on panel data analysis with monthly data between January 2009 and December 2018. Subsequently, section five elaborates on the results of the study, commenting on the most significant aviation-related determinant factors of tourism demand in Montenegro, and concludes by acknowledging study limitations and providing recommendations for future research.

---

## 2 BACKGROUND LITERATURE

---

### 2.1 Tourism demand, civil aviation, and panel data analysis

Tourism demand modeling has been one of the most explored topics in the destination management literature (Law et al., 2022; Eugenio-Martin, Patuelli, 2022; Dogru et al., 2021; Tsui, et al., 2021; Xie et al., 2021; Polyzos et al., 2021; Li et al., 2021; Broeder & Gkogka, 2020; Permatasari et al., 2019; Koo et al., 2017; Yazdi, 2017; Tsui, 2017, 2019, 2021; Hu et al., 2015; Ibrahim, 2013; Surugiu et al., 2011; Donzelli, 2010; Habibi et al., 2009; Garin-Mun, 2006). Given that inbound tourism in several countries strongly relies on air transport, it is crucial to design a tourism development strategy along with air transport liberalization (Shaw, 1982) to establish solid foundations for further economic growth in the context of sustainability (Papatheodorou et al., 2019). Civil aviation and tourism are interconnected, and tourism is typically treated as the driving force of air transport transformations (Bieger, Wittmer, 2006; Duval, 2013; Graham, 2006; Papatheodorou, 2021; Tsui et al., 2021).

On the other hand, air transport liberalization can also act as a trigger of tourism demand (Koo et al., 2017; Papatheodorou, 2002). For instance, Koo et al. (2017) have explored in their research causality in direct air transport and tourist arrivals, while Rey, Myro, and Galera (2011) have investigated interconnection between low-cost carriers (LCCs) and tourism demand in the context of Spain. Moreover, Donzelli (2010) has tested the relationship between LCCs and economic growth in the case of Southern Italy, and Tsui (2017) has gone one step further and proposed a model to investigate the relationship between LCCs and domestic tourism demand here.

Alsumairi and Tsui (2017) have explored impacts of LCCs on inbound tourism in Saudi Arabia. Additionally, Tsui et al. (2019, 2021) have been working on developing econometric models using different sets of variables. Among the researchers who have focused on LCC impacts on tourism development and economic growth are Graham and Dennis

(2010), Chung and Whang (2011), Santos and Cincera (2018), and Alvarez-Díaz, González-Gómez, and Otero-Giráldez (2019). These authors take varying approaches to their research, but they all identify relationships between tourism demand and civil aviation based on panel data analysis. Tourism demand can be defined as a “measure of visitors’ use of a good or service” (Frechtling, 2012, p. 4) or as the quantity of tourist goods or services that tourist, guests, or visitors aim to purchase during their stay at a particular destination (Song et al., 2008). Key determinants of tourism demand are the number of international tourist arrivals, number of international tourists nights (Lim, 1997; Santos, Cincera, 2018), tourists’ income, tourist product prices, and exchange rates (Cao, et al., 2017; Hu et al., 2021; Massidda, Etzo, 2012; Song et al., 2019; Kankam-Kwarteng et al., 2021).

Tourism demand forecasting is pivotal for tourism policymakers (Li et al., 2020; Song et al., 2019). Time series models (basic and advanced), static and dynamic econometric models, and artificial intelligence models have typically been used for modelling tourism demand (Peng et al., 2014; Korol & Spyridou, 2020; Nuryyev et al., 2021;). It has become common to use panel data analysis for tourism demand modelling purposes (Albaladejo et al., 2016). Panel data analysis is defined as “the statistical analysis of data sets consisting of multiple observations on each sampling unit” (Lavrakas, 2008, p. 568). Panel data is generated by cross-referencing time-series observations for different units, such as countries, companies, and individuals (Baltagi, 2015). The benefits of panel data analysis are two-fold: it controls individual heterogeneity and is much more informative (Baltagi, 2008). However, it has its limitations. For instance, panel data research design problems or panel dataset distortion can arise (Lavrakas, 2008).

In terms of modeling tourism demand, panel data regression is often conducted in research (Song, Li, 2008; Song, Witt, 2000). For example, Rey et al. (2011) have applied a panel data random effect model in their research. They have used as variables the number of tourist arrivals, gross domestic product (GDP) per capita, relative price, distance between origin country and destination, price of crude, percentage of LCC passengers, host region infrastructure, and relative per capita income. Tsui (2017) has used panel data regression model and a two-stage least square model. As variables, the author has used the number of domestic nights, available seat kilometers (ASK), GDP per capita, aviation fuel price, petrol price, Herfindahl–Hirschman index (HHI), and regional tourism indicators for the accommodation, and food and beverage sectors. Koo et al. (2017) have used a panel data linear additive model and the following variables: the number of tourist arrivals, Australian departures, GDP per capita, consumer price index (CPI), exchange rates, air liberalization index, total number of available flights, and permanent resident arrivals.

Alsumairi and Tsui (2017) have proposed the Box–Jenkins SARIMA-X models for forecasting tourism demand. Their variables are the number of international tourist arrivals, total ASK for regular and LCCs, CPI, exchange rate, aviation fuel price, and the HHI. Finally, Tsui et al. (2019) have executed a three-stage least square model for panel data. The main variables here are the number of guest arrivals, ASK, GDP per capita, population size, total hotel capacity, exchange

rates, interest rates, net migration, number of new houses, regional tourism indicator for accommodation, and food and beverage sectors, transport, and domestic infrastructure. Tsui et al. (2021) have explored tourism demand and aviation in the context of Hong Kong. They have used tourist arrivals as the dependent variable and ASK as the explanatory variable. Their results show a strong relationship between tourism arrivals and scheduled airline services (Tsui et al., 2021a). This is an expected but important finding, which has also been tested in the case of Montenegro, as discussed in the following sections of this paper.

**2.2 Montenegro as a case study**

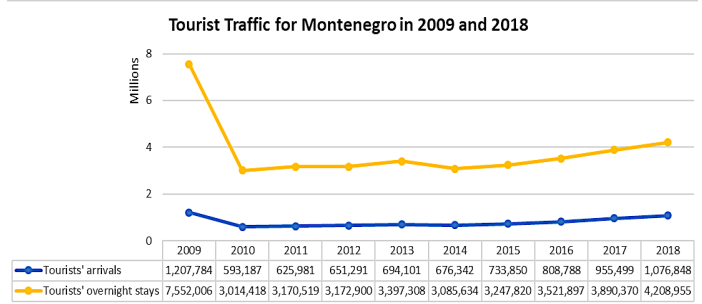
Montenegro, one of the smallest European countries, is in Mediterranean Europe, on the coast of the Adriatic Sea. With a population of less than 650,000, Montenegro covers an area of nearly 14,000 km<sup>2</sup> (Monstat, 2019a) and is surrounded by Albania, Croatia, Bosnia and Hercegovina, and Serbia. Montenegro is an EU candidate country (European Commission, 2021) and has been known as a “wild beauty” (its official slogan) destination (NTO Montenegro, 2020) since its proclamation of independence in May 2006 (Vitic, Ringer, 2008). In addition, Montenegro is an emerging tourist destination (Terzibasoglu, 2015) that bases its economy on tourism development (Ministarstvo Ekonomije, 2014). Tourism plays an important role in the country’s economy, supported by facts such as the following: the total contribution of tourism to GDP was 12.16% (\$0.51 billion) in 2009 and 21.59% (\$1.18 billion) in 2018, while the direct contribution was 6.52% (\$0.27 billion) in 2009 and 10.38% (\$10.38 billion) in 2018 (WTTC, 2019).

The total contribution of tourism to employment was 10.74% in 2009 and 17.15% in 2018, while the direct contribution was 5.68% in 2009 and 6.83% in 2018 (WTTC, 2019). Put differently, the average growth rate of total tourism contribution to national GDP has been 4.56% per year, while the growth rate of total tourism contribution to employment has been 2.71% for the abovementioned period.

Montenegro was visited by 1.07 million tourists in 2018 (Monstat, 2019b). Due to economic crisis, the Montenegrin economy was attacked dramatically, and the consequences are still felt. The consequences were slightly noticed in 2008 and 2009 (Figure 1). The real estate market was booming due to foreign investments, which had increased from \$400 billion (2000) to \$1833 billion (2007) (Fabris, Kilibarda, Radunovic, & Rakocevic, 2008). Most real estate was bought by Russians, which is why Montenegro became known as “Moscow on the water” (Bilefsky, 2008). This led to an increase in the number of tourists from Russia. The first real signs of adverse conditions emerged in 2010 (Figure 1). While other economies have been recovering since 2010, Montenegro’s economy has declined, despite emerging destinations typically experiencing more rapid recovery than mature locations (Laws, Prideaux, 2005).

Inbound tourism contributed to Montenegrin tourism at 84% in 2009 and 89% in 2018 (Monstat, 2019a). One of the main characteristics of Montenegrin tourism is high seasonality (Bigović, 2012; Petrevska, 2014), and the destination is mainly visited during summer months (June, July, and August) (Figure 2).

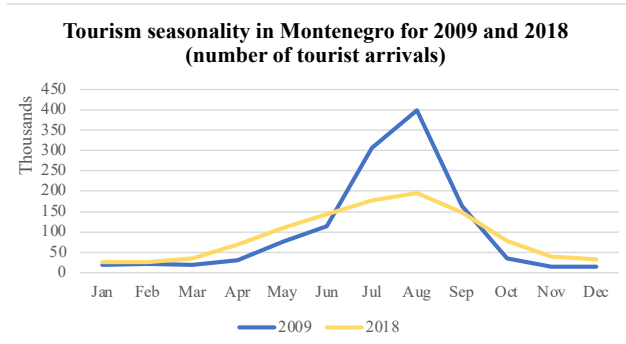
Figure 1: Tourist Traffic for Montenegro in 2009 and 2018



Source: Monstat (2019b)

The top 10 inbound markets have not changed significantly since 2009 (Table 1). Serbia and Russia are still the key tourism source markets. Thanks to new strategic orientation, Montenegrin tourism development is now more focused on both Western markets and Russia (Bulatovic, Vujicic, 2018). According to the Travel and Tourism Competitiveness Index, in 2018 Montenegro was positioned at 67, five positions higher than in 2016 (WEF, 2019). Although Montenegro is a new and fast-growing tourist destination (Cerović Smolović et al., 2018; Statista, 2014), its competitiveness indexes are not comparable with leading, more mature destinations such as Malta or Cyprus. Destination management, as well as tourism development planning and policy, is recognized as critical in tourism development (Bulatović et al., 2018).

Figure 2: Tourism Seasonality in Montenegro (2009 and 2018)



Source: Monstat (2019b)

Table 1: Top 10 Source Markets for Montenegro in 2009 and 2018

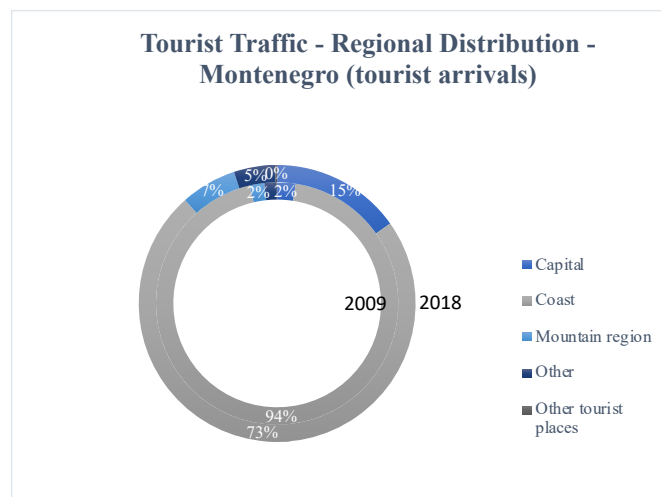
Top 10 Source Markets				
N	2009	%	2018	%
1	Serbia	26.3	Serbia	19.7
2	Russia	15.3	Russia	16.3
3	Bosnia and Herzegovina	9.2	Bosnia and Herzegovina	9.3
4	Kosovo	5.2	Germany	4.3
5	Italy	3.1	France	3.7
6	France	2.9	Poland	3.3
7	Albania	2.4	Albania	3
8	Hungary	2.3	UK	3
9	Czech Republic	2.1	Ukraine	2.7
10	North Macedonia	1.8	Kosovo	2.1

Source: Monstat (2019b)

Montenegro is mainly a sea, sand, and sun destination (Bulatović, Stranjančević, 2019b), as reflected by its tourist arrivals distribution (Figure 3). Tourism development in Montenegro is focused on its coastal areas. However, it is noticeable that in the last nine years, tourist arrival distribution has changed. Podgorica, Montenegro's capital, has exhibited increased levels of visitation since 2009 due to its emergence as a key business tourism destination. The coast and the capital are the most developed regions in Montenegro, while the mountain region is often deemed the most beautiful and unspoiled area. However, this region is underdeveloped, which causes population migration (Rajovic, Bulatovic, 2013; Rajović, Bulatović, 2016). Besides sea, sand, and sun tourism, the most developed types of special interest tourism are MICE tourism and nautical (Mitrovic, Gloginja, 2019).

The marina Porto Montenegro is recognized as a world-class marina, the first and only Platinum Marina award holder in the world (Porto-Montenegro, 2017). Despite significant potential for the development of cultural and historical tourism (Milošević, 2014; Moric et al., 2021; Vučetić, 2011), ecotourism (Bulatović, Rajović, 2017a; Bulatović, Tripković-Marković, 2015; Ratkovic, Bulatović, 2013; Vujacic, 2013), sport tourism (Bulatović, Rajović, 2017b; Klaric, 2008), religious tourism (Bulatović, Stranjančević, 2019a), casino tourism (Bulatović et al., 2017), and MICE tourism (Benner, 2020) are still at an early developmental stage. Montenegro has aligned its tourism development policy with the UN Agenda 2030 and set its strategic goals in line with the Sustainable Development Goals (Galli et al., 2018).

Figure 3: Tourist Traffic: Regional Distribution in Montenegro (%)



Source: Monstat (2019b)

During 2019, Montenegro recorded its highest number of tourist arrivals and tourist overnight stays. More specifically, the number of tourist arrivals increased by 19.97% (2,645,217 arrivals), while the number of tourist overnight stays increased by 11.79% (14,455,920 stays) (Monstat, 2021). There was no change to the top 10 source markets, while minor changes emerged for regional distribution in favor of the mountain region (Monstat, 2021).

2020 was an extremely difficult year for the Montenegrin economy due to the COVID-19 pandemic, similarly to other countries. However, in May 2020, the Montenegrin government announced that the country was “the first Europe’s coronavirus-free state” (Reuters, 2020). Later, in June 2020, the European Commission published a list of countries that were safe for travel (Petrelli, 2020). That Montenegro was included in this list proved important, as it mitigated the risk of state bankruptcy given that the country’s economy is highly dependent on tourism.

In spite of the government’s efforts to save the economy, Montenegrin tourist traffic in terms of the number of tourist arrivals dropped by over 95% in 2020 (Monstat, 2021). The situation was slightly better for the number of tourist overnight stays. These dropped by 82.1% (Monstat, 2021). In 2021, 1,670,879 tourists visited Montenegro, while the number of tourist overnight stays reached 9,872,573 (Monstat, 2021). It is clear that Montenegro is recovering slowly but steadily from the COVID-19 pandemic impacts. During 2022, tourism in Montenegro has been affected by additional factors, such as the war between Russia and Ukraine (the top source markets), high inflation, and political instability in the country.

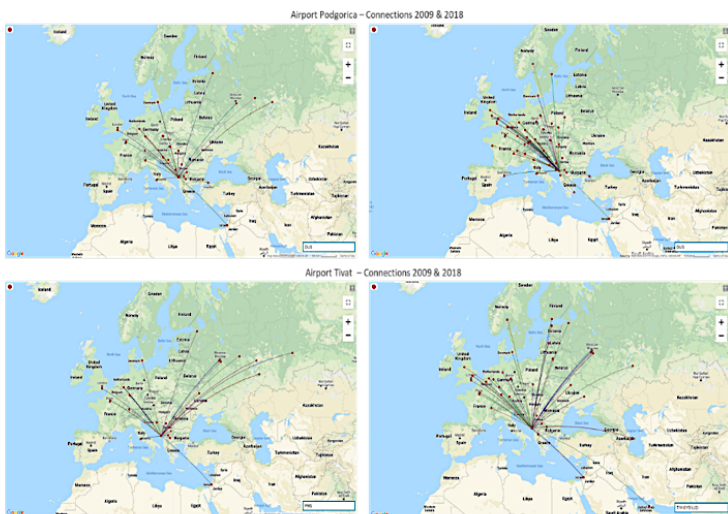
From a transportation perspective, Montenegro is not easy to reach. First, there is no highway that connects Montenegro to the key regional roads. The highway Bar-Boljari is under construction; however, further investments are needed to link Montenegro with highways of neighboring countries. Water and rail transport are both underdeveloped and unsafe for travelers. Therefore, tourism in Montenegro is highly dependent on air transport (Radulovic, 2012).

There are two international airports. One is located in the capital, Podgorica Airport (IATA: TGD; ICAO: LYPG), and the other in the coastal region, Tivat Airport (IATA: TIV; ICAO: LYTIV). Podgorica has one runway, 2500 m long and 45 m wide, six parking positions for category C aircraft (airspeed range: 121–140 knots—airline jet), and the possibility of parking category D aircraft (airspeed range: 141–165 knots—large jet/military jet) in parking positions 5 and 6. Furthermore, there are three parking positions for general aviation aircraft (wing span ≤20m), one parking position for aircraft (category C). A passenger terminal (5500 m<sup>2</sup>) has eight check-in counters and eight exits (Stathopoulos et al., 2019).

On the other hand, Tivat Airport has only one runway. Tivat Airport has seven parking positions for categories C and D aircraft. Its passenger terminal (4050 m<sup>2</sup>) has twelve check-in counters and six exits (Stathopoulos et al., 2019, p. 63). How these two airports connect to the rest of the world is illustrated in Figure 4. Podgorica Airport, in 2009 had 23 connections, while it had 44 in 2018 (OAG, 2019). Tivat Airport had 20 connections in 2009, jumping to 35 in 2018 (OAG, 2019). Montenegrin airports’ capacity expansion is planned, with a new strategy of traffic development extending to 2035 (Stathopoulos et al., 2019). During 2020, airports in Montenegro were closed to passengers until June 1st (Novi Početak, 2021) due to the COVID-19 pandemic. Currently, airports in Montenegro serve 21 different routes (Figure 4), according to Flightradar 24 (2021).



Figure 4: Montenegro Airport Connections in 2009 and 2018



Source: (OAG, 2019)

The country's first national airline, Montenegro Airlines, started operating in 2000. It had six aircraft and 43 regular lines in 2018, jumping to 46 in 2019. The number of seats was 692 (Monstat, 2020). Due to radical changes on the political stage of Montenegro following parliamentary elections in 2020 (Utjesinovic, 2020), Montenegro Airlines was liquidated by the new government, as the company was not profitable (Fabinger, 2020). A new airline, Air Montenegro, was launched in May 2021 (Rains, 2021), but due to the COVID-19 pandemic, air transport in Montenegro was closed for some time.

### 3 METHODOLOGY AND DATA

For the purposes of research, panel data regression analysis was used. Creating panel data regression models has been popular among researchers in several study areas (Baltagi, 2006; Tsionas, 2019). As mentioned in the literature review, panel data analysis is commonly used for forecasting and modeling tourism demand (Albaladejo et al., 2016; Alsumairi, Tsui, 2017; Song, Li, 2008). Dynamic panel data analysis was undertaken using EViews 9, a well-recognized software for general econometric analysis (McKenzie, Takaoka, 2012). We applied two-stage least squares analysis to estimate our empirical models. Due to the high seasonality of tourism in Montenegro (Bigović, 2012) as well as the uneven distribution of tourist arrivals regionally (Bulatović et al., 2018), we established five different models, to test whether the number of tourist arrivals, total and per tourist regions identified by Monstat (2019b), could be determined by the explanatory variables listed below.

ASK: commonly used in research as an indicator of airlines' growth capacity and the distance between tourists' origin country and preferred destination (Alsumairi, Tsui, 2017; Belobaba et al., 2015; Mhlanga, 2019; Papatheodorou et al., 2012). According to Salarzadeh Jenatabadi (2013), ASK can be used as a latent variable to measure airline capacity and predict airline performance. As discussed in the literature review, ASK is commonly used in exploring tourism demand

models and testing the relationship between tourism and aviation (Alsumairi, Tsui, 2017; Song, Li, 2008; Song, Witt, 2000; Tsui, 2017; Tsui et al., 2019; Tsui et al., 2021).

Jet Fuel Prices (JFP): impact on tourism demand, since travelers are price sensitive. Moreover, JFPs can serve as an airfare proxy (Alsumairi, Tsui, 2017; Atems et al., 2019; Tsui, 2017; Tsui, Balli, 2016; Tsui et al., 2021; Wadud, 2015).

Exchange Rates (EXCHRATE): another economic variable frequently used in modelling tourism demand (Albaladejo et al., 2016; Alsumairi, Tsui, 2017; Baltagi, 2015; De Vita, Kyaw, 2013; Dogru et al., 2017; Irandoust, 2019; Peng et al., 2014; Song, Li, 2008; Song et al., 2019; Song et al., 2008; Zhang et al., 2020). As discussed above, Montenegro's top source tourist market is Russia. Therefore, we chose the exchange rate variable US dollar per euro (the official currency of Montenegro) monthly average because there is an extremely strong correlation between dollar appreciation and the Russian ruble (Urbanovsky, 2015). We did not consider other top sources of tourist markets, such as Serbia, Bosnia and Herzegovina, Albania, and Kosovo or their currency because tourists from these countries typically travel by car, not plane, so they would not be relevant.

HHI: extensively used as an indicator of airlines' market concentration: a highly concentrated market is likely to be less competitive (Alsumairi, Tsui, 2017; Hao et al., 2020; Tsui, 2017; Wang et al., 2018). In our case, the HHI illustrates competition for the Montenegrin aviation market. The HHI values vary from 0 to 10,000, where 0 indicates the most competitive aviation market (Alsumairi, Tsui, 2017). It was expected that we would have negative HHI coefficient in our econometric model for several reasons directly and indirectly related to the aviation market. First, Montenegro is a small, developing country and its aviation infrastructure is quite poor, as explained in the previous chapter.

Seasonality (SEASON): determines tourism demand (Chan, Lim, 2011; Dobruszkes et al., 2019; Goh, Law, 2002; Petrevska, 2014; Vatsa, 2020). In our case, SEASON was inserted as a dummy variable and calculated based on tourist traffic and flight statistics. In other words, we identified the months May, June, July, August, and September as those when tourism seasonality is evident.

In line with the literature review, for the purposes of our research, an unbalanced panel or longitudinal (Longhi, Nandi, 2015; Park, 2015) dataset was created. Due to a lack of data in our panel dataset, we included monthly data from February 2009 to December 2018 for the top 30 airlines that flew to Montenegro. The total number of observations considered for panel data regression was 3570. Data were collected from different sources, as illustrated in Table 2. According to the central limit theorem, a sample size with over 30 observations is considered normally distributed (Chang et al., 2006). Stationarity was tested by panel unit root tests, namely the Im, Pesaran, and Shin test (Breitung, Pesaran, 2008; Im et al., 2003) and an approximate degree of freedom (ADF) test (Choi, 2001), as these are appropriate tests for unbalanced data (Levin et al., 2002). We also tested multicollinearity through correlation between independent (explanatory) variables. Once defined, the empirical models of tourism demand were tested by the Durbin-Watson statistic (Brown et al., 1975).

Table 2: Descriptive Summary

CODE	Variables	Definition	Source	Mean	Median	Maximum	Minimum	Std. Dev.
ARR	Total number of tourist arrivals	logarithmic form	Monstat	10.72187	10.61945	12.8986	9.242033	0.900779
ARRCOAST	Number of tourist arrivals for coastal region	logarithmic form	Monstat	10.63488	10.31972	13.816	8.720787	1.391771
ARRCAP	Number of tourist arrivals for capital	logarithmic form	Monstat	8.748958	8.600902	9.861936	7.945201	0.474238
ARMOUN	Number of tourist arrivals for mountain region	logarithmic form	Monstat	8.223283	8.224524	9.813727	6.520621	0.685021
ARROTTOUR	Number of tourist arrivals for other tourist places	logarithmic form	Monstat	7.80866	7.884577	9.145909	5.402677	0.606426
ASK	Average seats per km	logarithmic form	OAG	14.89336	14.95403	17.89716	10.56824	1.255589
JFP	Jet fuel prices	logarithmic form	IndexMundi	0.506648	0.494696	0.936093	-0.150823	0.273692
EXCHRATE	Exchange rates (US dollar per euro monthly average)	logarithmic form	X-Rates	-0.224876	-0.249192	-0.052311	-0.399225	0.094484
HHI	Herfindahl-Hirschman Index	logarithmic form	OAG	-1.416197	-1.405567	-0.607862	-2.239028	0.45021
SEASON	Seasonality	Dummy	Personal approximation based on statistical data	0.420168	0	1	0	0.493655

Source: EViews output

Proposed tourism demand models

Model 1:

$$ARR_t = c + b_1 * ASK_{it} + b_2 * JFP_t + b_3 * EXCHRATE_t + b_4 * HHI_t + b_5 * SEASON_t + e_{it}$$

Model 2:

$$ARRCOAST_t = c + b_1 * ASK_{it} + b_2 * JFP_t + b_3 * EXCHRATE_t + b_4 * HHI_t + b_5 * SEASON_t + e_{it}$$

Model 3:

$$ARRCAP_t = c + b_1 * ASK_{it} + b_2 * JFP_t + b_3 * EXCHRATE_t + b_4 * HHI_t + b_5 * SEASON_t + e_{it}$$

Model 4:

$$ARMOUN_t = c + b_1 * ASK_{it} + b_2 * JFP_t + b_3 * EXCHRATE_t + b_4 * HHI_t + b_5 * SEASON_t + e_{it}$$

Model 5:

$$ARROTTOUR_t = c + b_1 * ASK_{it} + b_2 * JFP_t + b_3 * EXCHRATE_t + b_4 * HHI_t + b_5 * SEASON_t + e_{it}$$

i: airlines

t: the period of concern (February 2009 to December 2018),

c: constant

e: error term

b<sub>1,2,3,4,5</sub> – two-stage least square coefficient

#### 4 EMPIRICAL RESULTS AND DISCUSSION

Both models, with fixed and random effects, were tested. The results of the Hausman test (Baltagi et al., 2003; Chen et al., 2018; Frondel, Vance, 2010) show that it is preferable for further analysis to use models with fixed effects ( $\chi^2_1(7) = 137,216$ ,  $p < 0.01$ ;  $\chi^2_2(7) = 60,073$ ,  $p < 0.01$ ;  $\chi^2_3(8) = 58,526$ ,  $p < 0.01$ ;  $\chi^2_4(7) = 76,336$ ,  $p < 0.01$ ;  $\chi^2_5(7) = 135,417$ ,  $p < 0.01$ ).

As discussed in the methodology section, stationarity was tested by panel unit root tests, namely the Im, Pesaran, and Shin test and an ADF test. The results in Table 3 show that time series are stationary and the necessary requirements for performing unbalanced panel data regression analysis are met.

The results presented in Table 4 show that all proposed models are statistically significant ( $p < 0.0000$ ). Moreover, R-squared in all cases is above 0.60, which represents a good model fit (Gordon, 2015; Weisberg, 2005; Westfall, Arias, 2020). The ASK coefficients were positive in all tested models, which means that by opening new air routes, Montenegro will become more attractive to international travelers. These results correspond with the results of Alsumairi and Tsui (2017), Tsui (2017), Tsui et al. (2019), and Tsui et al. (2021).

Table 3: Panel Unit Root

CODE	Meaning	Im, Pesaran, and Shin test		Approximate degree of freedom (ADF) test	
		Individual intercept	Individual intercept and trend	Individual intercept	Individual intercept and trend
ARR	Total Number of Tourist Arrivals	-29.0342*	-37.4488*	867.39*	1084.04*
ARRCOAST	Number of Tourist Arrivals for Coastal Region	-51.9685*	-53.6855*	1059.81*	1626.45*
ARRCAP	Number of Tourist Arrivals for Capital	-3.67941*	-21.4938*	82.8402*	516.965*
ARMOUN	Number of Tourist Arrivals for Mountain Region	-23.6773*	-28.7756*	651.258*	765.048*
ARROTTOUR	Number of Tourist Arrivals for Other Tourist Places	-29.0342*	-37.4488*	867.39*	1084.04*
ASK	Average Seats Per km	-7.00695*	-8.04967*	201.211*	278.297*
JFP	Jet Fuel Prices	-1.51841*	-2.36941*	459.217*	562.302*
EXCHRATE	Exchange Rates (US Dollar per Euro Monthly Average)	-18.6455*	-21.0387*	432.958*	560.962*
HHI	Herfindahl-Hirschman Index	-8.72019*	-13.7168*	274.086*	354.548*

\* Statistical significance at 1%

Table 4: Empirical Results

Independent (Explanatory) Variables	Dependent Variables				
	ARR	ARRCOAST	ARRCAP	ARMOUN	ARROTTOUR
	Total Number of Tourist Arrivals	Number of Tourist Arrivals for Coastal Region	Number of Tourist Arrivals for Capital	Number of Tourist Arrivals for Mountain Region	Number of Tourist Arrivals for Other Tourist Places
ASK	0.256811*	0.408658*	0.098163*	0.196856*	0.307187*
JFP	-0.403465*	-0.248918*	-0.331055*	-0.392124*	-0.400976*
EXCHRATE	-1.451567*	-0.732018*	-0.566482*	-0.700805*	-0.592713*
HHI	-0.646195*	-0.204351*	-1.007969*	-0.445428*	-0.574439*
SEASON	1.16984*	2.098494*	0.102369*	0.783898*	0.45195*
C	5.462086*	3.404138*	5.952744*	4.437216*	2.380277*
R-squared	0.838455	0.802257	0.871768	0.685781	0.633285
Adjusted R-squared	0.834568	0.79707	0.868404	0.677422	0.623782
Prob (F-stat)	0	0	0	0	0

\* statistical significance at 1%

\*\* statistical significance at 5%

\*\*\* statistical significance at 10%

Another explanatory variable that is significant for tourism demand modeling is JFP. When JFP increase, air fares increase, which can negatively impact inbound tourism development. These results are in line with previous research on a similar topic (Alsumairi, Tsui, 2017; Tsui, 2017; Tsui et al., 2019; Tsui, Balli, 2016; Tsui et al., 2021). Ma, Zhang, Zhang, and Xu (2021) have stated that “higher market concentration is associated with lower passengers’ flow” (p. 7) and vice versa. Our research confirms this (negative HHI). This is closely related to the fact that most competitive airlines do not see the advantage to opening their routes to Montenegro, since it is neither a tourist hub nor business center and is not of high economic or political importance.

Moreover, inbound tourism in Montenegro is seasonal, with tourism demand highest during the summer months. Our results match those of Koo et al. (2017), Peng et al. (2014), Alsumairi and Tsui (2017), Tsui et al. (2019), Tsui and Balli (2016), and Tsui et al. (2021).

Table 5: Multicollinearity Test

Correlation					
Probability	ASK	JFP	EXCHRATE	HHI	SEASON
ASK	1				
	----				
JFP	-0.017949	1			
	0.4877	----			
EXCHRATE	0.181638	-0.521572	1		
	0	0	----		
HHI	-0.308621	0.119016	-0.615633	1	
	0	0	0	----	
SEASON	0.214276	0.073729	-0.011082	-0.316179	1
	0	0.0043	0.6683	0	----

There is no multicollinearity between the independent (explanatory) variables, as the correlation values are below the threshold (0.8) that suggests the presence of multicollinearity (Gujarati, 2009) (see the correlation matrix).

As such, the proposed models of tourism demand are valid and can be accepted for further testing and elaboration. Our research confirms a strong relationship between civil aviation and tourism development. To be more precise, tourism in Montenegro is highly dependent on the civil aviation sector due to poor land transport accessibility (lack of motorways and railroads). It means any even minor fluctuations in air traffic could reflect on tourism demand in Montenegro. By shaping tourism demand models for an entire destination (Model 1) and then for particular tourist regions (coastal region, Model 2; capital city, Model 3; northern region, Model 4; and other tourist places, Model 5), we verified that tourism demand can be explained by variables combined, as was the case for prior studies (Cao et al., 2017; Frechtling, 2012; Goh, Law, 2002; Koo et al., 2017; Li et al., 2020; Lim, 1997; Massidda, Etzo, 2012; Santos, Cincera, 2018; Song, Li, 2008; Tsui et al., 2019; Vatsa, 2020; Y.Zhang, Li, Muskat, Vu, & Law, 2021).

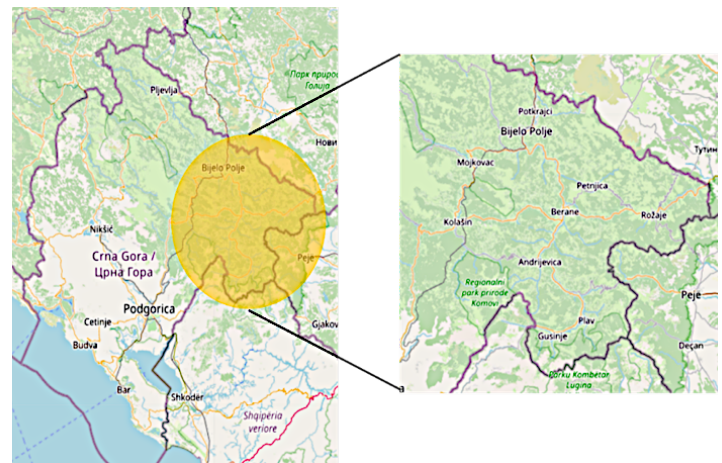
As other researchers have focused on LCCs and destination development (Alsumairi, Tsui, 2017; Álvarez-Díaz et al., 2019; Chung, Whang, 2011; Donzelli, 2010; Graham, Dennis, 2010; Henderson, 2009; Tsui, 2017; Hsu et al., 2016; Rey et al., 2011; Santos, Cincera, 2018; Wang et al., 2018), we considered both regular and LCCs, since this is one of the first studies on this topic in the context of Montenegro. It is of note that all tourism demand models have been validated in spite of not all parts of Montenegro being developed tourist regions. In other words, the current economic development strategy in Montenegro mainly focuses on tourism, and it is just matter of time until all subregions become more exposed to international tourists. Moreover, the revitalization and internationalization of Berane Airport (in the mountain region) can be seen as potential springboard that will launch a new era in tourism development, not only in Montenegro but also in neighboring countries (Albania and Serbia). As expected, municipalities,

such as Mojkovac, Kolasin, Berane, Andrijevisa, Plav, Rozaje, and Bijelo Polje (Figure 5), will start crafting their tourist product intensively, which will increase airline capacity, as was the case in previous studies (Tsui et al., 2019). Moreover, Montenegro has started opening its borders to LCCs, offering a new opportunity to shape tourism demand (Alsumairi, Tsui, 2017).

Furthermore, private arrangements between hotels and airlines can boost tourism demand, focusing on special interest tourism, as was the case with casino tourists from Italy who used to fly on charter flights to Montenegro every Friday and Sunday (Bulatović et al., 2017). High summer seasonality will remain for years to come, especially in times of the COVID-19 pandemic, where each destination that keeps the spread of the virus under control attempts to attract as many tourists as possible to boost its economy.

Our research confirms that fundamental econometric theory is still valid. Considering the facts that the tourism sector in Montenegro has started recovering rapidly from the low 2020 levels and that tourism is still regarded as the priority for economic development in Montenegro, we expect that the proposed econometric model for forecasting tourism demand will be also relevant in the post-COVID-19 era. However, it is hard to predict any significant special interest tourism demand changes in the context of Montenegro. Assuming the world’s trends (Bulatovic, Iankova, 2021), there is great opportunity for creating completely new tourism demand, such as for medical purposes or even digital nomads. However, it may prove difficult for the Montenegrin tourism system to adapt quickly and create the necessary tourist offer, due to the lack of collaboration between public and private sectors and between Air Montenegro and hoteliers, the unstable political scene, and the unsteady ground in terms of foreign investments.

Figure 5: Map of Montenegro



Source: OpenStreetMap (2021)

## 5 CONCLUSIONS

In this paper, we explored the relationship between civil aviation and tourism demand in the context of Montenegro. We tested five tourism demand models with fixed effects, considering as dependent variables the number of international tourist arrivals to Montenegro and the number



of international tourist arrivals to different regions in Montenegro (coastal regions, mountain regions, capital, and other tourist places). Likewise, we utilized a set of explanatory variables: ASK, the HHI, exchange rates, and JFP, and the dummy variable SEASON. Only ASK differs at the airline level; all other variables exhibit variability solely over time. However, this is not regarded as a problem as our dynamic panel data analysis confirms a strong explanatory power of the above-mentioned variables in modelling tourism demand at both national and regional levels.

To the best of the authors' knowledge, this research is the first of its kind undertaken in the context of Montenegro. From a scientific perspective, it can serve as a foundation for future analysis on the same or a similar topic. However, the proposed models of tourism demand can be extended. For example, we did not test the impacts of civil aviation on tourism growth, or special interest tourism demand models, which are research limitations. In line with research trends, it is highly recommended to monitor impacts of LCCs on tourism demand in Montenegro to explore both sides of the coin: impacts on inbound and outbound tourism. Although the quantitative analysis is based on pre-COVID-19 data, it is believed that the identified attributes are and will remain relevant when a new post-pandemic state of normality is reached.

Since the research is mainly quantitative, which is considered an additional limitation, detailed qualitative analysis is also needed to consider the impact of COVID-19 and the current war between Russia and Ukraine on inbound tourism in Montenegro. In any case, the current research represents a good starting point for decision-makers at all levels, especially those at the top. It can also prove of interest to low-cost and regular airlines interested in flying to Montenegro, as well as to airport infrastructure providers and other tourism stakeholders. In fact, open skies can boost inbound tourism traffic and generate tourism development, provided that the destination does not end up becoming a victim of its own success due to environmental sustainability issues.

## REFERENCES

- Albaladejo, I. P., González-Martínez, M. I., & Martínez-García, M. P. (2016). Nonconstant reputation effect in a dynamic tourism demand model for Spain. *Tourism Management*, 53, 132-139. doi:<https://doi.org/10.1016/j.tourman.2015.09.018>
- Alsumairi, M., & Tsui, K. W. H. (2017). A case study: The impact of low-cost carriers on inbound tourism of Saudi Arabia. *Journal of Air Transport Management*, 62, 129-145. doi:[10.1016/j.jairtraman.2017.04.001](https://doi.org/10.1016/j.jairtraman.2017.04.001)
- Álvarez-Díaz, M., González-Gómez, M., & Otero-Giráldez, M. S. (2019). Low cost airlines and international tourism demand. The case of Porto's airport in the northwest of the Iberian Peninsula. *Journal of Air Transport Management*, 79, 101689. doi:[10.1016/j.jairtraman.2019.101689](https://doi.org/10.1016/j.jairtraman.2019.101689)
- Atems, B., Bachmeier, L., & Williams, C. (2019). Do jet fuel price movements help forecast airline fares and the demand for air travel? *Applied economics letters*, 26(11), 877-882. doi:[10.1080/13504851.2018.1510466](https://doi.org/10.1080/13504851.2018.1510466)
- Baltagi, B. (2006). *Panel Data Econometrics : Theoretical Contributions and Empirical Applications* (Vol. 1st ed). Amsterdam: Elsevier Science Ltd.
- Baltagi, B. (2008). *Econometric analysis of panel data*: John Wiley & Sons.
- Baltagi, B. H. (2015). *The Oxford Handbook of Panel Data*. New York, NY: Oxford University Press.
- Baltagi, B. H., Bresson, G., & Pirotte, A. (2003). Fixed effects, random effects or Hausman-Taylor?: A pretest estimator. *Economics Letters*, 79(3), 361-369. doi:[https://doi.org/10.1016/S0165-1765\(03\)00007-7](https://doi.org/10.1016/S0165-1765(03)00007-7)
- Belobaba, P., Odoni, A., & Barnhart, C. (2015). *The global airline industry*: John Wiley & Sons.
- Benner, M. (2020). Tourism in the context of smart specialization: the example of Montenegro. *Current Issues in Tourism*, 23(21), 2624-2630. doi:[10.1080/13683500.2019.1687663](https://doi.org/10.1080/13683500.2019.1687663)
- Bieger, T., & Wittmer, A. (2006). Air transport and tourism—Perspectives and challenges for destinations, airlines and governments. *Journal of Air Transport Management*, 12(1), 40-46. doi:[10.1016/j.jairtraman.2005.09.007](https://doi.org/10.1016/j.jairtraman.2005.09.007)
- Bigović, M. (2012). The strength and dynamics of the seasonal concentration in Montenegrin tourism. *Turizam*, 16(3), 102-112.
- Bilefsky, D. (2008). Despite crisis, wealthy Russians are buying up coastal Montenegro. *New York Times*, 31.
- Breitung, J., & Pesaran, M. H. (2008). Unit roots and cointegration in panels. In *The econometrics of panel data* (pp. 279-322): Springer.
- Broeder, P., & Gkogka, A. (2020). The cultural impact of navigation design in global e-commerce. *Journal of Tourism, Heritage & Services Marketing*, 6(3), 46-53. <https://doi.org/10.5281/zenodo.4064008>
- Brown, R. L., Durbin, J., & Evans, J. M. (1975). Techniques for testing the constancy of regression relationships over time. *Journal of the Royal Statistical Society: Series B (Methodological)*, 37(2), 149-163.
- Bulatovic, I., & Iankova, K. (2021). Barriers to Medical Tourism Development in the United Arab Emirates (UAE). *International Journal of Environmental Research and Public Health*, 18(3), 1365. Retrieved from <https://www.mdpi.com/1660-4601/18/3/1365>
- Bulatović, I., & Stranjančević, A. (2019a). Integrated model of religious tourism in underdeveloped destinations. *Journal of the Geographical Institute "Jovan Cvijic"*, SASA, 69(1), 53-66.
- Bulatović, I., & Stranjančević, A. (2019b). Tourist satisfaction Montenegro: destination management quality indicator. *International Journal for Quality Research*, 13(1).
- Bulatović, I., & Tripković-Marković, A. (2015). Strategic management of tourism in the national parks: Case: National Park Skadar Lake. *Turizam*, 19(3), 127-138.
- Bulatovic, I., & Vujicic, S. (2018). Tourism Development Planning in Montenegro: Critical Review. Paper presented at the International Symposium on Advancements in Tourism, Recreation and Sports Sciences, Podgorica.
- Bulatović, I., Stranjančević, A., Đurašević, S., & Vlahović, S. (2018). Determinants of tourist competitiveness in the case of Montenegro: experts' assessment. *Tourism and hospitality management*, 24(2), 271-286.
- Bulatović, I., Stranjančević, A., Lacmanović, D., & Raspor, A. (2017). Casino business in the context of tourism development (case: Montenegro). *Social Sciences*, 6(4), 146.
- Bulatović, J., & Rajović, G. (2017a). Some Aspects of Eco Tourism with View to Montenegro: Overview. *Journal of Advocacy, Research and Education*(4), 96-111.
- Bulatović, J., & Rajović, G. (2017b). Some aspects of the sport tourism with the review of Montenegro: overview. *Tourism Education Studies and Practice*(4), 18-28.
- Cao, Z., Li, G., & Song, H. (2017). Modelling the interdependence of tourism demand: The global vector autoregressive approach. *Annals of Tourism Research*, 67, 1-13. doi:<https://doi.org/10.1016/j.annals.2017.07.019>

- Cerović Smolović, J., Janketić, S., Jaćimović, D., Bučar, M., & Stare, M. (2018). Montenegro's road to sustainable tourism growth and innovation. *Sustainability*, 10(12), 4687.
- Chan, F., & Lim, C. (2011). Spectral analysis of seasonality in tourism demand. *Mathematics and Computers in Simulation*, 81(7), 1409-1418. doi:<https://doi.org/10.1016/j.matcom.2010.06.005>
- Chang, H., Huang, K., & Wu, C. (2006). Determination of sample size in using central limit theorem for weibull distribution. *International journal of information and management sciences*, 17(3), 31.
- Chen, J., Yue, R., & Wu, J. (2018). Hausman-type tests for individual and time effects in the panel regression model with incomplete data. *Journal of the Korean Statistical Society*, 47(3), 347-363. doi:<https://doi.org/10.1016/j.jkss.2018.04.002>
- Choi, I. (2001). Unit root tests for panel data. *Journal of international money and Finance*, 20(2), 249-272.
- Chung, J. Y., & Whang, T. (2011). The impact of low cost carriers on Korean Island tourism. *Journal of Transport Geography*, 19(6), 1335-1340. doi:[10.1016/j.jtrangeo.2011.07.004](https://doi.org/10.1016/j.jtrangeo.2011.07.004)
- De Vita, G., & Kyaw, K. S. (2013). Role Of The Exchange Rate In Tourism Demand. *Annals of Tourism Research*, 43, 624-627. doi:<https://doi.org/10.1016/j.annals.2013.07.011>
- Dobruszkes, F., Mondou, V., & Ghedira, A. (2016). Assessing the impacts of aviation liberalisation on tourism: Some methodological considerations derived from the Moroccan and Tunisian cases. *Journal of Transport Geography*, 50, 115-127. doi:[10.1016/j.jtrangeo.2015.06.022](https://doi.org/10.1016/j.jtrangeo.2015.06.022)
- Dobruszkes, F., Ramos-Pérez, D., & Decroly, J.-M. (2019). Chapter 3 - Reasons for Flying. In A. Graham & F. Dobruszkes (Eds.), *Air Transport: A Tourism Perspective* (pp. 23-39): Elsevier.
- Dogru, T., Bulut, U., & Sirakaya-Turk, E. (2021). Modeling tourism demand: Theoretical and empirical considerations for future research. *Tourism Economics*, 27(4), 874-889.
- Dogru, T., Sirakaya-Turk, E., & Crouch, G. I. (2017). Remodeling international tourism demand: Old theory and new evidence. *Tourism Management*, 60, 47-55. doi:<https://doi.org/10.1016/j.tourman.2016.11.010>
- Donzelli, M. (2010). The effect of low-cost air transportation on the local economy: Evidence from Southern Italy. *Journal of Air Transport Management*, 16(3), 121-126. doi:[10.1016/j.jairtraman.2009.07.005](https://doi.org/10.1016/j.jairtraman.2009.07.005)
- Duval, D. T. (2013). Critical Issues in Air Transport and Tourism. *Tourism Geographies*, 15(3), 494-510. doi:[10.1080/14616688.2012.675581](https://doi.org/10.1080/14616688.2012.675581)
- EC - European Commission. (2021). Candidate Countries and Potential Candidates Retrieved from <https://ec.europa.eu/environment/enlarg/candidates.htm>
- Eugenio-Martin, J. L., & Patuelli, R. (2022). Panel data models in tourism research: Innovative applications and methods. *Tourism Economics*, 28(5), 1348-1354.
- Fabinger, J. (2020). Breaking: Montenegro Airlines To Shut Down. Retrieved from <https://simpleflying.com/breaking-montenegro-airlines-to-shut-down/>
- Fabris, N., Kilibarda, B., Radunovic, M., & Rakocevic, M. (2008). Foreign direct investments as a driving force of economic development of Montenegro. *Central bank of Montenegro working paper*(16).
- FlightRadar24. (2021). Retrieved from <https://www.flightradar24.com/data/airports/montenegro>
- Frechtling, D. (2012). *Forecasting tourism demand*: Routledge.
- Frondel, M., & Vance, C. (2010). Fixed, random, or something in between? A variant of Hausman's specification test for panel data estimators. *Economics Letters*, 107(3), 327-329. doi:<https://doi.org/10.1016/j.econlet.2010.02.007>
- Galli, A., Đurović, G., Hanscom, L., & Knežević, J. (2018). Think globally, act locally: Implementing the sustainable development goals in Montenegro. *Environmental Science & Policy*, 84, 159-169.
- Garin-Mun, T. (2006). Inbound international tourism to Canary Islands: a dynamic panel data model. *Tourism Management*, 27(2), 281-291.
- Goh, C., & Law, R. (2002). Modeling and forecasting tourism demand for arrivals with stochastic nonstationary seasonality and intervention. *Tourism Management*, 23(5), 499-510. doi:[https://doi.org/10.1016/S0261-5177\(02\)00009-2](https://doi.org/10.1016/S0261-5177(02)00009-2)
- Gordon, R. A. (2015). *Regression analysis for the social sciences*: Routledge.
- Graham, A. (2006). Have the major forces driving leisure airline traffic changed? *Journal of Air Transport Management*, 12(1), 14-20. doi:[10.1016/j.jairtraman.2005.09.002](https://doi.org/10.1016/j.jairtraman.2005.09.002)
- Graham, A., & Dennis, N. (2010). The impact of low cost airline operations to Malta. *Journal of Air Transport Management*, 16(3), 127-136. doi:[10.1016/j.jairtraman.2009.07.006](https://doi.org/10.1016/j.jairtraman.2009.07.006)
- Graham, B. (1998). Liberalization, regional economic development and the geography of demand for air transport in the European Union. *Journal of Transport Geography*, 6(2), 87-104.
- Gujarati, D. (2009). *Basic econometrics* Tata McGraw-Hill Education. In.
- Habibi, F., Rahim, K. A., Ramchandran, S., & Chin, L. (2009). Dynamic model for international tourism demand for Malaysia: Panel data evidence. *International Research Journal of Finance and Economics*, 33(1), 208-217.
- Halpern, N., & Bråthen, S. (2011). Impact of airports on regional accessibility and social development. *Journal of Transport Geography*, 19(6), 1145-1154.
- Hao, J., Zhang, L., Ji, X., Wu, X., & Liu, L. (2020). Investigating the Accessibility between Civil Airports and Tourist Locations in Tourist Cities in Yunnan Province, China. *Sustainability*, 12(10), 3963. doi:[http://dx.doi.org/10.3390/su12103963](https://doi.org/10.3390/su12103963)
- Henderson, J. (2009). Transport and Tourism Destination Development: An Indonesian Perspective. *Tourism and Hospitality Research*, 9(3), 199-208. doi:[10.1057/thr.2009.1](https://doi.org/10.1057/thr.2009.1)
- Hooper, J. (2015). A destination too far? Modelling destination accessibility and distance decay in tourism. *GeoJournal*, 80(1), 33-46.
- Hsu, C.-J., Yen, J.-R., Chang, Y.-C., & Woon, H. K. (2016). How do the services of low cost carriers affect passengers' behavioral intentions to revisit a destination? *Journal of Air Transport Management*, 52, 111-116. doi:[10.1016/j.jairtraman.2015.12.006](https://doi.org/10.1016/j.jairtraman.2015.12.006)
- Hu, M., Qiu, R. T. R., Wu, D. C., & Song, H. (2021). Hierarchical pattern recognition for tourism demand forecasting. *Tourism Management*, 84, 104263. doi:<https://doi.org/10.1016/j.tourman.2020.104263>
- Hu, Y., Xiao, J., Deng, Y., Xiao, Y., & Wang, S. (2015). Domestic air passenger traffic and economic growth in China: Evidence from heterogeneous panel models. *Journal of Air Transport Management*, 42, 95-100.
- Ibrahim, M. A. M. A. (2013). The determinants of international tourism demand for Egypt: panel data evidence. *European Journal of Economics, Finance and Administrative Sciences*, ISSN, 1450-2275.
- Im, K. S., Pesaran, M. H., & Shin, Y. (2003). Testing for unit roots in heterogeneous panels. *Journal of econometrics*, 115(1), 53-74.
- IndexMundi. Retrieved from <https://www.indexmundi.com/>
- Inkson, C., & Minnaert, L. (2018). *Tourism management: An introduction*: Sage.
- Irandoust, M. (2019). On the relation between exchange rates and tourism demand: A nonlinear and asymmetric analysis. *The Journal of Economic Asymmetries*, 20, e00123. doi:<https://doi.org/10.1016/j.jeca.2019.e00123>
- Kankam-Kwarteng, C., Sarpong, A., Amofah, O., & Acheampong, S. (2021). Marketing performance of service firms:

- Recognizing market sensing capability and customer interaction orientation. *Journal of Tourism, Heritage & Services Marketing*, 7(2), 38-48. <https://doi.org/10.5281/zenodo.5548486>
- Khan, S. A. R., Qianli, D., SongBo, W., Zaman, K., & Zhang, Y. (2017). Travel and tourism competitiveness index: The impact of air transportation, railways transportation, travel and transport services on international inbound and outbound tourism. *Journal of Air Transport Management*, 58, 125-134.
- Korol, T., & Spyridou, A. (2020). Examining Ownership Equity as a Psychological Factor on Tourism Business Failure Forecasting. *Frontiers in Psychology*, 10, 3048
- Klaric, D. (2008). History of sports tourism in Montenegro. *Selective Tourism*, 1(3).
- Koo, T. T. R., Lim, C., & Dobruszkes, F. (2017). Causality in direct air services and tourism demand. *Annals of Tourism Research*, 67, 67-77. doi:10.1016/j.annals.2017.08.004
- Koo, T. T. R., & Lau, P.-L. (2019). Impact of aviation on spatial distribution of tourism: An experiment. *Annals of Tourism Research*, 78, 102732.
- Küçükönal, H., & Sedefoğlu, G. (2017). The causality analysis of air transport and socio-economics factors: The case of OECD countries. *Transportation Research Procedia*, 28, 16-26.
- Lavrakas, P. J. (2008). *Encyclopedia of survey research methods*: Sage publications.
- Law, C. C., Zhang, Y., Gow, J., & Vu, X. B. (2022). Dynamic relationship between air transport, economic growth and inbound tourism in Cambodia, Laos, Myanmar and Vietnam. *Journal of Air Transport Management*, 98, 102161.
- Laws, E., & Prideaux, B. (2005). *Tourism crises: Management responses and theoretical insight*: Psychology Press.
- Leiper, N. (1990). *Tourism systems: An interdisciplinary perspective*: Department of Management Systems, Business Studies Faculty, Massey University.
- Lenaerts, B., Allrogen, F., & Malina, R. (2021). The economic impact of aviation: A review on the role of market access. *Journal of Air Transport Management*, 91, 102000.
- Levin, A., Lin, C.-F., & James Chu, C.-S. (2002). Unit root tests in panel data: asymptotic and finite-sample properties. *Journal of econometrics*, 108(1), 1-24. doi:10.1016/S0304-4076(01)00098-7
- Li, H., Hu, M., & Li, G. (2020). Forecasting tourism demand with multisource big data. *Annals of Tourism Research*, 83, 102912. doi:<https://doi.org/10.1016/j.annals.2020.102912>
- Lim, C. (1997). Review of international tourism demand models. *Annals of Tourism Research*, 24(4), 835-849. doi:[https://doi.org/10.1016/S0160-7383\(97\)00049-2](https://doi.org/10.1016/S0160-7383(97)00049-2)
- Longhi, S., & Nandi, A. (2015). *A Practical Guide to Using Panel Data*. doi:10.4135/9781473910485
- Ma, W., Zhang, A., Zhang, Y., & Xu, S. (2021). The growing influence of low-cost carriers in Northeast Asia and its implications for a regional single aviation market. *Journal of Air Transport Management*, 91, 101994. doi:<https://doi.org/10.1016/j.jairtraman.2020.101994>
- Massidda, C., & Etzo, I. (2012). The determinants of Italian domestic tourism: A panel data analysis. *Tourism Management*, 33(3), 603-610. doi:<https://doi.org/10.1016/j.tourman.2011.06.017>
- McKenzie, C., & Takaoka, S. (2012). *EViews 7.2*. *Journal of Applied Econometrics*.
- Mhlanga, O. (2019). Factors impacting airline efficiency in southern Africa: a data envelopment analysis. *GeoJournal*, 84(3), 759-770. doi:10.1007/s10708-018-9889-9
- Milošević, S. (2014). Factors of cultural tourism: A case study: Bar, Montenegro. *Poslovna ekonomija*, 8(1), 259-280.
- Ministarstvo Ekonomije, C. G. (2014, Jun). *Strategija regionalnog razvoja Crne Gore za period od 2014 do 2020 godine*.
- Mitrovic, L., & Gloginja, B. (2019). Nautical Tourism In The Boka Kotorska Bay. Paper presented at the 26th Geographic Information Systems Conference and Exhibition "GIS ODYSSEY 2019".
- MONSTAT (2019a, November 6). *Statisticki Godisnjak MONSTAT*. Retrieved from [http://monstat.org/cg/publikacije\\_page.php?id=1646](http://monstat.org/cg/publikacije_page.php?id=1646)
- MONSTAT. (2019b). *Tourism*. Statistical Office of Montenegro. Retrieved from <https://www.monstat.org/eng/page.php?id=43&pageid=43>
- MONSTAT. (2020). *Godišnja statistika saobraćaja, skladištenja i veza 2019*. Retrieved from <https://www.monstat.org/uploads/files/Saobracaj/2019k/PUBLIKACIJA-%20GODISNJA%20STATISTIKA%20SAOBRACAJA%202019-cg.pdf>
- MONSTAT. (2021, 2022). *Dolasci i nocenja*. MONSTAT. Retrieved from <https://www.monstat.org/cg/page.php?id=44&pageid=44>
- Moric, I., Pekovic, S., Janinovic, J., Perovic, Đ., & Griesbeck, M. (2021). Cultural Tourism and Community Engagement: Insight from Montenegro. *Business Systems Research: International journal of the Society for Advancing Innovation and Research in Economy*, 12(1), 164-178.
- Morley, C. L. (2003). Impacts of international airline alliances on tourism. *Tourism Economics*, 9(1), 31-51.
- Novi početak. (2021). Retrieved from <https://montenegroairports.com/2020/06/01/>
- NTO Montenegro. (2020, 1 20). *Montenegro Wild Beauty (National Tourism Organization)*. Retrieved from <https://www.montenegro.travel/en>
- Nuryyev, G., Spyridou, A., Yeh, S., & Lo, C.-C. (2021). Factors of digital payment adoption in hospitality businesses: A conceptual approach. *European Journal of Tourism Research*, 29, 2905. doi:10.54055/ejtr.v29i.2416
- OAG. (2019). *OAG Analyser*. Retrieved from <https://analytics.oag.com/analyser-client/home>
- OpenStreetMap (Cartographer). (2021). *Map of Montenegro*. Retrieved from <https://www.openstreetmap.org/search?query=Montenegro#map=8/42.632/19.385>
- Page, S. (2019). *Tourism management 6th Ed*. New York: Routledge.
- Papatheodorou, A. (2001). Why people travel to different places. *Annals of Tourism Research*, 28(1), 164-179.
- Papatheodorou, A. (2002). Civil aviation regimes and leisure tourism in Europe. *Journal of Air Transport Management*, 8(6), 381-388.
- Papatheodorou, A. (2021). A review of research into air transport and tourism. *Annals of Tourism Research*, 87. doi:10.1016/j.annals.2021.103151
- Papatheodorou, A., Forsyth, P., & Graham, A. (2012). *Aviation and Tourism: Implications for Leisure Travel*: Ashgate Publishing, Ltd.
- Papatheodorou, A., Vlasi, E., Gaki, D., Papadopoulou-Kelidou, L., Efthymiou, M., Pappas, D., & Paraschi, P. (2019). The Airline–Airport–Destination Authority Relationship: The Case of Greece. In *Tourist Destination Management* (pp. 27-41).
- Park, H. M. (2015). Linear regression models for panel data using SAS, Stata, LIMDEP, and SPSS.
- Peng, B., Song, H., & Crouch, G. I. (2014). A meta-analysis of international tourism demand forecasting and implications for practice. *Tourism Management*, 45, 181-193. doi:10.1016/j.tourman.2014.04.005
- Permatasari, M. F., & Padilla, M. A. E. (2020). Determinants of Tourism Demand in Indonesia: A Panel Data Analysis. *Tourism Analysis*, 25(1), 77-89.

- Petrelli, M. B. (2020). Which countries are open for summer travel? Here's the list. Retrieved from <https://www.cnn.com/2020/06/12/which-countries-are-open-for-summer-travel-after-coronavirus.html>
- Petrevska, B. (2014). Measuring seasonal concentration of tourism demand: comparative study of SEE countries. *CEA Journal of Economics*, 9(2), 45-53.
- Porto-Montenegro. (2017). Porto Montenegro becomes the first and only Platinum marina in Montenegro. Retrieved from <https://portomontenegro.com/media/5000431/pm-platinum-award-release.pdf>
- Radulovic, L. (2012). Avio saobracaj i turizam Crne Gore u uslovima svjetske recesije. *TIMS. Acta*, 29-42.
- Rains, T. (2021). Air Montenegro To Launch Inaugural Flight on June 10. Retrieved from <https://airlinegeeks.com/2021/06/02/air-montenegro-to-launch-inaugural-flight-june-10/>
- Rajovic, G., & Bulatovic, J. (2013). Movement population in the second of XX and beginning of XXI century: The Case northeastern Montenegro. *Russian Journal of Agricultural and Socio-Economic Sciences*, 13(1).
- Rajović, G., & Bulatović, J. (2016). Demographic processes and trends: the case of northeastern Montenegro. *Russian Journal of Agricultural and Socio-Economic Sciences*, 51(3).
- Ratkovic, R., & Bulatović, J. (2013). Impact of economic crisis on sustainable tourism (Case: Montenegro). *Tourism in Southern and Eastern Europe*, 355-370. Reuters. (2020). Montenegro becomes Europe's first coronavirus-free state, PM says. Retrieved from <https://www.reuters.com/article/us-health-coronavirus-montenegro-idUSKBN2311NV>
- Rey, B., Myro, R. L., & Galera, A. (2011). Effect of low-cost airlines on tourism in Spain. A dynamic panel data model. *Journal of Air Transport Management*, 17(3), 163-167. doi:10.1016/j.jairtraman.2010.12.004
- Salarzadeh Jenatabadi, H. (2013). Introduction Latent Variables for Estimating Airline Assessment. *International Journal of Business and Management*, 8(18). doi:10.5539/ijbm.v8n18p78
- Santos, A., & Cincera, M. (2018). Tourism demand, low cost carriers and European institutions: The case of Brussels. *Journal of Transport Geography*, 73, 163-171.
- Sellner, R., & Nagl, P. (2010). Air accessibility and growth – The economic effects of a capacity expansion at Vienna International Airport. *Journal of Air Transport Management*, 16(6), 325-329. doi:10.1016/j.jairtraman.2010.04.003
- Shaw, S. (1982). Airline deregulation and the tourist industry. *Tourism Management*, 3(1), 40-51.
- Smyth, A., Christodoulou, G., Dennis, N., Marwan, A.-A., & Campbell, J. (2012). Is air transport a necessity for social inclusion and economic development? *Journal of Air Transport Management*, 22, 53-59.
- Song, H., & Li, G. (2008). Tourism demand modelling and forecasting—A review of recent research. *Tourism Management*, 29(2), 203-220.
- Song, H., & Witt, S. F. (2000). Chapter 8 - Panel data analysis. In H. Song & S. F. Witt (Eds.), *Tourism Demand Modelling and Forecasting* (pp. 137-156). Amsterdam: Pergamon.
- Song, H., Qiu, R. T. R., & Park, J. (2019). A review of research on tourism demand forecasting: Launching the Annals of Tourism Research Curated Collection on tourism demand forecasting. *Annals of Tourism Research*, 75, 338-362. doi:10.1016/j.annals.2018.12.001
- Song, H., Witt, S. F., & Li, G. (2008). *The advanced econometrics of tourism demand*: Routledge.
- Spasojevic, B., Lohmann, G., & Scott, N. (2017). Air transport and tourism – a systematic literature review (2000–2014). *Current Issues in Tourism*, 21(9), 975-997. doi:10.1080/13683500.2017.1334762
- Stathopoulos, A., & et.al. (2019). Strategija razvoja saobracaja Crne Gore 2019 -2035. Retrieved from Podgorica <https://wapi.gov.me/download/0a5da472-1439-4dce-98dd-1b9550b6a64f?version=1.0>
- Statista. (2014). Fastest emerging tourism destinations worldwide Retrieved from <https://www.statista.com/statistics/303381/fastest-emerging-tourism-destinations-worldwide/>
- Surugiu, C., Leitão, N. C., & Surugiu, M. R. (2011). A panel data modelling of international tourism demand: Evidences for Romania. *Economic research-Ekonomska istraživanja*, 24(1), 134-145.
- Terzibasoglu, E. (2015). 2nd Conference on Destination Management in Mediterranean "Quality: The Key Driver For Success in Mediterranean Destinations" - Conclusions. UNWTO. Retrieved from [http://cf.cdn.unwto.org/sites/all/files/pdf/conclusions\\_budva.pdf](http://cf.cdn.unwto.org/sites/all/files/pdf/conclusions_budva.pdf)
- Tsionas, M. (2019). *Panel Data Econometrics : Empirical Applications*. San Diego, United States: Elsevier Science & Technology.
- Tsui, K. W. H., Tan, D., Chow, C. K. W., & Shi, S. (2019). Regional airline capacity, tourism demand and housing prices: A case study of New Zealand. *Transport Policy*, 77, 8-22. doi:10.1016/j.tranpol.2019.02.007
- Tsui, K. W. H. (2017). Does a low-cost carrier lead the domestic tourism demand and growth of New Zealand? *Tourism Management*, 60, 390-403. doi:10.1016/j.tourman.2016.10.013
- Tsui, K. W. H., & Balli, F. (2016). International arrivals forecasting for Australian airports and the impact of tourism marketing expenditure. *Tourism Economics*, 23(2), 403-428. doi:10.5367/te.2015.0507
- Tsui, W. H. K., Fu, X., Yin, C., & Zhang, H. (2021). Hong Kong's aviation and tourism growth - An empirical investigation. *Journal of Air Transport Management*, 93. doi:10.1016/j.jairtraman.2021.102036
- UNWTO. (2019). *International Tourism Highlights 2019 Edition*. Retrieved from <https://www.unwto.org/doi/pdf/10.18111/9789284421152>
- Urbanovsky, T. (2015). Factors behind the Russian ruble depreciation. *Procedia Economics and Finance*, 26, 242-248.
- Utjesinovic, V. (2020). Montenegro election: Who are the triumphant opposition factions and what do they stand for? *Euro News*. Retrieved from <https://www.euronews.com/2020/09/02/montenegro-election-who-are-the-triumphant-opposition-factions-and-what-do-they-stand-for->
- Vatsa, P. (2020). Seasonality and cycles in tourism demand—redux. *Annals of Tourism Research*, 103105. doi:https://doi.org/10.1016/j.annals.2020.103105
- Vitic, A., & Ringer, G. (2008). Branding post-conflict destinations: recreating Montenegro after the disintegration of Yugoslavia. *Journal of Travel & Tourism Marketing*, 23(2-4), 127-137.
- Vučetić, A. (2011). New Concept of Cultural Tourism Management in Montenegro. *Selective Tourism* (6), 5-23.
- Vujacic, V. (2013). Organic Food and Eco-Lodges Capacities in the Function of the Sustainable Development of Montenegro. *Researchers World*, 4(4), 69.
- Wadud, Z. (2015). Imperfect reversibility of air transport demand: Effects of air fare, fuel prices and price transmission. *Transportation Research Part A: Policy and Practice*, 72, 16-26. doi:10.1016/j.tra.2014.11.005
- Wang, K., Zhang, A., & Zhang, Y. (2018). Key determinants of airline pricing and air travel demand in China and India: Policy, ownership, and LCC competition. *Transport Policy*, 63, 80-89. doi:https://doi.org/10.1016/j.tranpol.2017.12.018



- Warnock-Smith, D., & Morrell, P. (2008). Air transport liberalisation and traffic growth in tourism-dependent economies: A case-history of some US-Caribbean markets. *Journal of Air Transport Management*, 14(2), 82-91. doi:10.1016/j.jairtraman.2008.02.001
- WEF. (2019). *The Travel & Tourism Competitiveness Report 2019*. Travel and Tourism at a Tipping Point
- Weisberg, S. (2005). *Applied linear regression* (Vol. 528): John Wiley & Sons.
- Westfall, P. H., & Arias, A. L. (2020). *Understanding Regression Analysis: A Conditional Distribution Approach*: CRC Press.
- WTTC (Producer). (2019, November 1). WTTC Data Gateway. Retrieved from <https://tool.wttc.org/>
- X-Rates. Retrieved from <https://www.x-rates.com/>
- Yağmur, Y., & Aksu, A. (2022). Investigation of destination image mediating effect on tourists' risk assessment, behavioural intentions and satisfaction. *Journal of Tourism, Heritage & Services Marketing*, 8(1), 27-37. <https://doi.org/10.5281/zenodo.6583467>
- Yazdi, S., & Khanalizadeh, B. (2017). Tourism demand: A panel data approach. *Current Issues in Tourism*, 20(8), 787-800.
- Zhang, C., Wang, S., Sun, S., & Wei, Y. (2020). Knowledge mapping of tourism demand forecasting research. *Tourism Management Perspectives*, 35, 100715. doi:<https://doi.org/10.1016/j.tmp.2020.100715>
- Zhang, Y., Li, G., Muskat, B., Vu, H. Q., & Law, R. (2021). Predictivity of tourism demand data. *Annals of Tourism Research*, 89, 103234.

---

*SUBMITTED: OCT 2022*

*REVISION SUBMITTED: JAN 2023*

*ACCEPTED: MAR 2023*

*REFEREED ANONYMOUSLY*

*PUBLISHED ONLINE: 10 JUNE 2023*