

Kronenberg, Christoph

Working Paper

New(spaper) Evidence of a Reduction in Suicide Mentions during the 19th-century US Gold Rush

CINCH series, No. 2020/04

Provided in Cooperation with:

CINCH – Health Economics Research Center, Universität Duisburg-Essen (UDE)

Suggested Citation: Kronenberg, Christoph (2020) : New(spaper) Evidence of a Reduction in Suicide Mentions during the 19th-century US Gold Rush, CINCH series, No. 2020/04, University of Duisburg-Essen, CINCH - Health Economics Research Center, Essen, <https://doi.org/10.17185/duepublico/73382>

This Version is available at:

<https://hdl.handle.net/10419/270590>

Standard-Nutzungsbedingungen:

Die Dokumente auf EconStor dürfen zu eigenen wissenschaftlichen Zwecken und zum Privatgebrauch gespeichert und kopiert werden.

Sie dürfen die Dokumente nicht für öffentliche oder kommerzielle Zwecke vervielfältigen, öffentlich ausstellen, öffentlich zugänglich machen, vertreiben oder anderweitig nutzen.

Sofern die Verfasser die Dokumente unter Open-Content-Lizenzen (insbesondere CC-Lizenzen) zur Verfügung gestellt haben sollten, gelten abweichend von diesen Nutzungsbedingungen die in der dort genannten Lizenz gewährten Nutzungsrechte.

Terms of use:

Documents in EconStor may be saved and copied for your personal and scholarly purposes.

You are not to copy documents for public or commercial purposes, to exhibit the documents publicly, to make them publicly available on the internet, or to distribute or otherwise use the documents in public.

If the documents have been made available under an Open Content Licence (especially Creative Commons Licences), you may exercise further usage rights as specified in the indicated licence.



competence in competition + health

series

#2020/04

Christoph Kronenberg

New(spaper) Evidence of a Reduction in Suicide Mentions during the 19th- century US Gold Rush

Imprint

EDITOR-IN-CHIEF

Martin Karlsson, Essen

MANAGING EDITOR

Katharina Blankart, Essen

EDITORIAL BOARD

Boris Augurzky, Essen

Daniel Avdic, Melbourne (AUS)

Jeanette Brosig-Koch, Essen

Stefan Felder, Basel

Annika Herr, Düsseldorf

Nadja Kairies-Schwarz, Essen

Hendrik Schmitz, Paderborn

Harald Tauchmann, Erlangen-Nürnberg

Jürgen Wasem, Essen

CINCH SERIES

CINCH – Health Economics Research Center
Weststadttürme, Berliner Platz 6-8
45127 Essen

www.cinch.uni-due.de

cinchseries@cinch-essen.de

Phone +49 (0) 201 183 - 3679

Fax +49 (0) 201 183 - 3716

All rights reserved. Essen, Germany, 2014

ISSN 2199-8744 (online)

The working papers published in the Series constitute work in progress circulated to stimulate discussion and critical comments. Views expressed represent exclusively the authors' own opinions and do not necessarily reflect those of the editors.

#2020/04

Christoph Kronenberg

New(spaper) Evidence of a Reduction in Suicide Mentions during the 19th-century US Gold Rush

Christoph Kronenberg*

New(spaper) Evidence of a Reduction in Suicide Mentions during the 19th-century US Gold Rush

Abstract

I analyze the relationship between state-level economic shocks and suicides using historical US gold discoveries (1840-1860) as a large unexpected economic shock.

Gold discoveries were an unexpected and large economic shock of up to 3.5% of GDP. They provide as good as random variation to the local economy, that I use to estimate the effect of economic changes on suicides. Comprehensive mortality data by state and year does not exist for the US for 1840 to 1860. I thus make use of web scraped data from a newspaper archive and use suicide mentions per 100,000 pages as a proxy for suicides.

Results show that overall gold discoveries are linked with a clear reduction in newspaper suicide mentions. The results indicate that an economic shock changes the suicide rate by one for every \$136,659 to \$251,145. This estimate implies a higher cost-effectiveness than previous research but is still seven to fourteen times the size of modern, cost-effective suicide prevention method.

Keywords: Gold Rush; Economic Shock; Suicide; Newspaper

JEL classification: N31; I15; J11

* Christoph Kronenberg, PhD, CINCH, University Duisburg-Essen, Berliner Platz 6-8, 45127 Essen, Germany. Tel. +49 (0)201 1836460 – Fax. +49 (0)201 1833716 – E-Mail: christoph.kronenberg@uni-due.de. I acknowledge funding from the Bundesministerium für Bildung und Forschung (Federal Ministry of Education and Research) Grant number:01EH1602A via institutional funding for CINCH (Competent IN Competition and Health) as well as funding by the Leibniz Science Campus Ruhr (www.lscr.de). Furthermore, I am grateful for conference funding from the German Health Economics Association (DGGÖ). I thank Daniel Avdic, Leah Boustan, Amitabh Chandra, Michael Darden, Katherine Eriksson, Richard G. Frank, Melissa McInerney, Martin Karlsson, Fabrizio Mazzonna, Christopher Ruhm, Colin Weiss, and Nicolas Ziebarth for useful feedback. Conference/seminar participants at AUHE Leeds, CINCH, Essen Health Conference (2019), Essen Economics of Mental Health Workshop (2019), HEAL Lancaster, HESG 2019 (York), iHEA 2019 and School of Nursing and Health Sciences, University of Dundee also provided useful comments. Laura Bürger, Felipe Oliveira, Cornelius Beckers, and Anne Günnel provided valuable research assistance. All remaining errors are my own.

I. Introduction

The relationship between the aggregate economic situation and mortality has gotten a lot of attention since Ruhm (2000). Studies using US-data have unanimously estimated that for most causes of mortality improvements in the overall economy lead to lower mortality (Fishback et al., 2007; Ruhm, 2000). The consistent exception to this are suicides. The US Suicide Prevention Resource Center reports the societal costs of suicides to be about \$1.4 million per suicide or total costs of all attempted and completed suicides to be \$93.5 billion per year (Substance Abuse and Mental Health Services Administration, 2019). Yet, with the exception of Fishback et al. (2007) there are no causal estimates of how economic changes affect suicides.

In this paper I offer a causal estimate of an exogenous change in the economy and test whether it has affected suicides. It is particularly hard to think of an exogenous change in this context as that change needs to affect an entire economy sufficiently to plausibly have a suicide effect, while at the same time it needs to be unexpected such that people cannot adjust their behavior in anticipation of the change. I exploit the US gold rush as an event that plausibly fulfills these criteria. The gold rush was unexpected and peaked very fast at around 3.5% of federal GDP. I use two-way fixed-effect estimation to show that the gold rush reduced suicides, but not to an extent that it would be deemed a cost-effective intervention by modern standards. The estimation is performed on a state-year panel that consists of gold discovery values from 1840-1860 and suicide mentions per 100,000 in regional newspapers as a proxy for suicides (see Kronenberg (2020)).

Using this novel dataset, a concern is that suicide mentions mechanically decline when gold is discovered as articles about the discovery crowd out suicide mentions. I estimate my models with and without controlling for gold mentions and the coefficients from models with gold mentions do not meaningfully vary from the same models without gold mentions. Another concern are spillovers and sensitivity of the estimates to choices about the start and end date of the data. However, previous work by Lindo (2015) argues that states are the best level of aggregation. Ruhm (2000) suggest as a rule of thumb that one should use more than 15 years

to avoid the estimates being sensitive to the start and end date of the data – thus the data I use here fulfills the recommendations formulated by previous work.

Overall, the literature looking at how economic changes affect suicides is mature (Fishback et al., 2007; Gerdtham and Ruhm, 2006; Miller et al., 2009; Ruhm, 2000, 2015, 2016; Stevens et al., 2015).¹ Yet, this study differs from this literature in as far as I look at an economic shock, something that so far has only been done by Fishback et al. (2007) exploiting exogenous variation in the New Deal. This study goes further back in time exploiting gold discoveries and is thus the first study to explore the relationship between economic shocks and suicides pre-1900. Beyond the intrinsic historical value of exploring an unexplored time period in US history,² this time period is ideal from an analysis point as virtually no social safety net exists. There is thus some scope to extrapolate the results here to countries currently on the level of economic development the US had mid-19th century. Following Inklaar et al. (2018) in 2016 24 countries in the world had lower real GDP per capita in 2011US\$ than the United States in 1850 (\$2,825).³ Even though this might even be an underestimate as the effect likely varies with cultural norms around gold. Bhalotra et al. (2020) has shown that in India neonatal mortality is closely linked with the world gold price.

The results of this study are in line with Fishback et al. (2007) and Ruhm (2000) namely that large positive shocks to the aggregate economy reduce suicides. The dollar values associated with a reduction in suicide mentions (\$136,659 to \$251,145) are far larger than the ballpark of cost-effective suicide prevention (Knapp et al., 2011).

¹ Bellés-Obrero and Castelló (2018) provide a good overview of the overall literature on economic changes and health.

² Arthi et al. (2020) also look at economic changes in the 19th century, but do not consider suicides and focus on the UK. Even though the economic shock they exploit, the civil war, originates in the US.

³ These countries are Afghanistan, Burundi, Benin, Burkina Faso, Central African Republic, D.R. of the Congo, Comoros, Ethiopia, Guinea, Gambia, Guinea-Bissau, Haiti, Liberia, Madagascar, Mali, Mozambique, Malawi, Niger, Rwanda, Sierra Leone, Togo, Uganda, Yemen and Zimbabwe.

II. Background

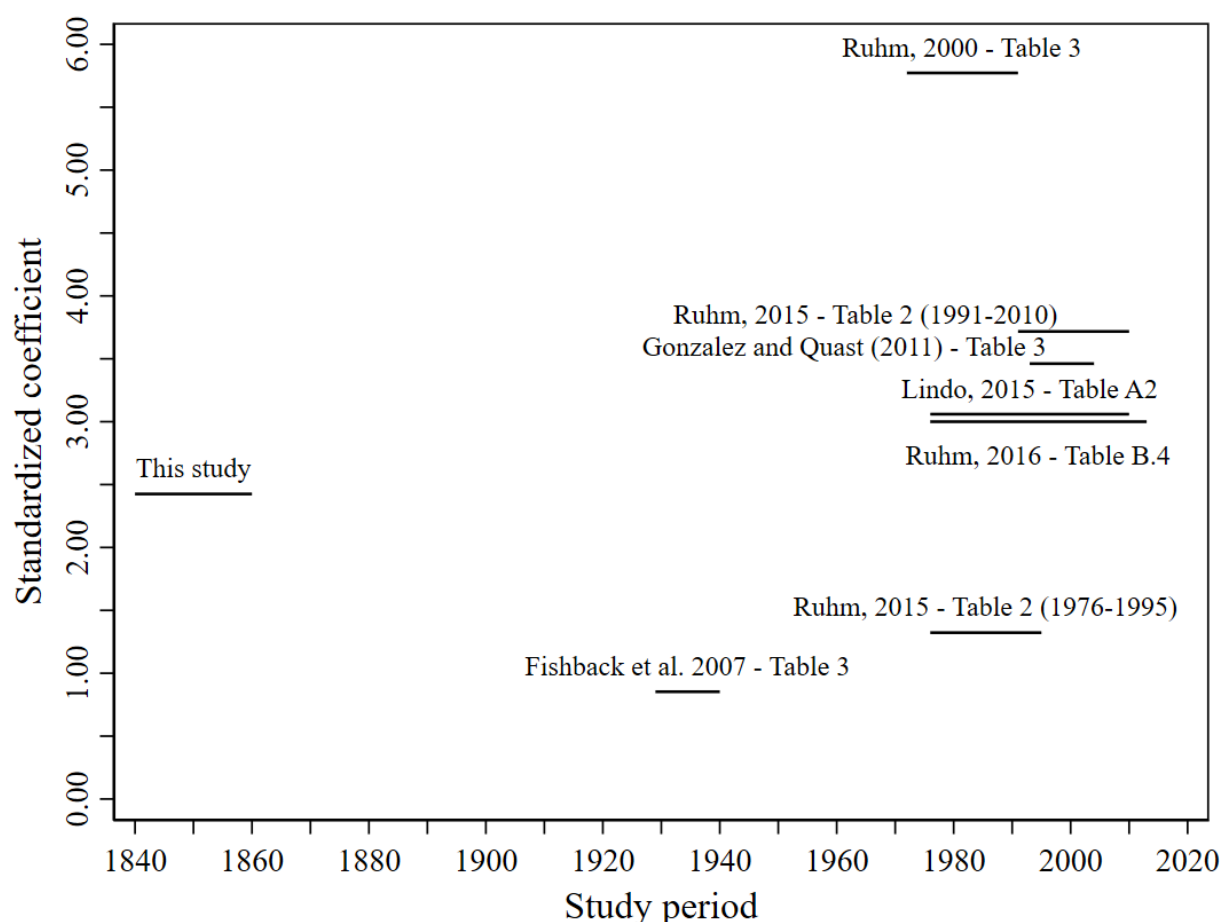
This section briefly describes the context of the study. First, elaborating on the existing knowledge and then on the history on 19th century gold rushes in the US.

II.1. Literature

While, the literature looking at how economic changes affect suicides is mature (Fishback et al., 2007; Gerdtham and Ruhm, 2006; Gonzalez and Quast, 2011; Miller et al., 2009; Ruhm, 2000, 2015, 2016; Stevens et al., 2015) the literature is substantially smaller than the literature looking at economic changes and total mortality (cf. Bellés-Obrero and Castelló (2018)). Additionally, it is a literature that has less consistent results than the literature looking at total mortality. In the figure I abstract from the sign of the coefficients to focus on the magnitude, implicitly assuming that the effect of positive and negative economic changes is symmetric. Fishback et al. (2007) and Lindo (2015) look at positive economic changes resulting in a negative sign. Most other studies look at increases in state unemployment, thus a negative change, resulting in a positive sign.

The figure emphasizes that most of the existing research has focused on study periods that are very close to each other and that often overlap largely. The results by Fishback et al. (2007) and Ruhm (2015) have the lowest magnitude, while Ruhm (2000) has the largest magnitude. The figure also again highlights that suicides, while important and an outlier in this literature are understudied. The review by Bellés-Obrero and Castelló (2018) contains 53 studies and following their Table 1 only 8 consider suicide as an outcome, while key studies in this literature like Ruhm (2000) clearly note the special case of suicides in this literature. There are of course studies looking at mental health outcomes (Bradford and Lastrapes, 2014; Carpenter et al., 2017; Charles and DeCicca, 2008; Currie and Tekin, 2015; McInerney and Mellor, 2012). While mental health care is a key channel, suicidal individuals, at least partially, base their decision on rationally explainable thought processes as suggested by Hamermesh and Soss (1974) and empirically confirmed by Campaniello et al. (2017). This implies that it is useful to look at the whole picture between economic changes and suicides in addition to exploring potential channels.

Figure I: Overview of the existing literature



Note: Inclusion in this graph is based on studies looking at the relationship between state-level economic variation and suicides. Standardized coefficients represented on the y-axis represents coefficients divided by standard errors. The x-axis represents the study period of the depicted studies. Miller et al. (2009) is not included, because no standard errors are reported in the study. For this graph I for convenience assumes that the effect of economic changes on suicides is symmetric for positive and negative economic changes. This assumption allows me to ignore signs and focus on the magnitude of the estimated effects. Therefore, OSD depicts standardized magnitudes as signs are ignored. Fishback et al. (2007) and Lindo (2015) look at positive economic changes resulting in a negative signs. Most other studies look at increases in state UR, thus a negative change, resulting in a positive sign.

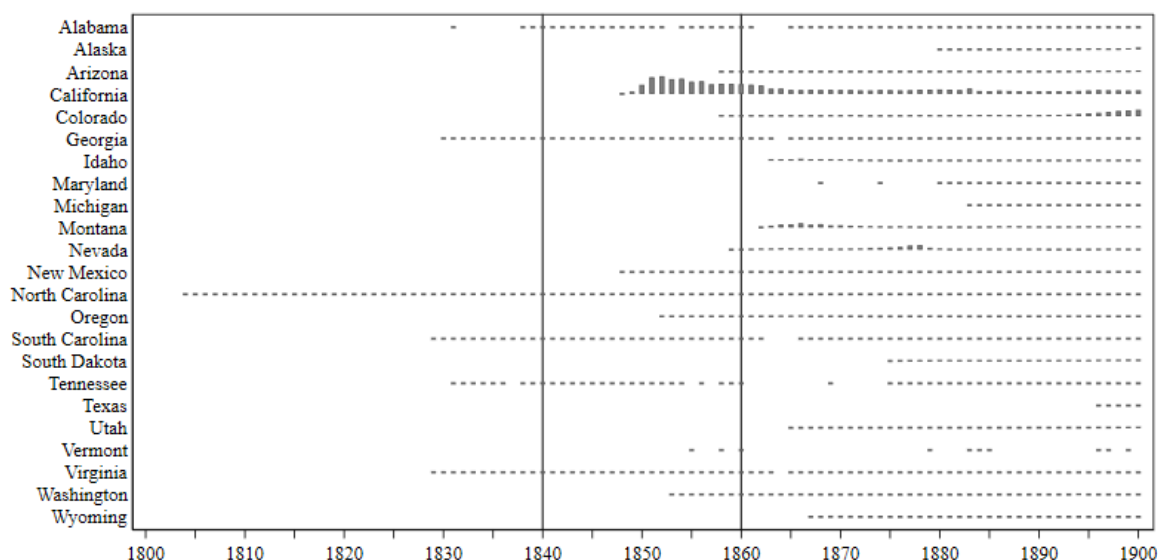
II.2. 19th-century gold rushes

Even though the first recorded gold discovery in the US took place in North Carolina at the beginning of the 19th century. The beginning of the first gold rush is arguably the discovery of gold at Sutter's Mill in January 1848 when James Marshall accidentally discovered gold while building a mill (Fetherling and Fetherling, 1997). The discovery at Sutter's Mill started a large gold rush on the west coast of the US. Figure II displays the amount of gold discovered in each state and year in troy ounces⁴. The figure presents gold discoveries for the 24 of the 50

⁴ A troy ounce is roughly 31.1 grams.

US states that ever discovered gold. Implying that roughly half of all US states did not discover any gold.

Figure II: Gold discoveries over time and by states



Note: The figure represents the amount of gold discovered in a state and year in troy ounces. A troy ounce is roughly 31 grams. The exact values are available in Craig and Rimstidt (1998), this figure is meant to give an intuitive overview of the variation in gold discoveries. States without gold discoveries are not presented for brevity. The vertical lines represent the start and end of the study period. This graph was produced in Stata 15.1 using the tabplot plugin (Cox, 2016).

Given that more than half of all states did not discover gold and the variation in the discovered amounts of gold between states that did discover gold (see Figure II), it seems likely that the importance of gold to the state economy varied substantially. Unfortunately, no state-year GDP estimates are available to explore how important gold discoveries were for different states⁵. Figure III shows gold discoveries as a share of federal GDP. The figure shows that gold discoveries as a share of US GDP varied from virtually 0% to over 3% in 1852.

⁵ The availability of state-year GDP data (or estimates) would allow two-stage least squares estimation.

Figure III: Gold discoveries as percent of GDP



Note: The y-axis indicates how much percent US gold discoveries were as part of GDP for each year between 1840 and 1900. Nominal GDP estimates have been obtained from Global Price and Income History Group's internet site: <http://gpih.ucdavis.edu> (Last accessed 20.02.2019). Gold data is obtained from Craig and Rimstidt (1998). Ticks on the x-axis indicate five-year intervals.

Gold discoveries in new areas were mostly accidental as in the case of Sutter's Mill. Of course methods improved over time. However, even today with better knowledge with respect to the geology of gold, miners cannot forecast the places and amount of gold findings precisely (Goldfarb et al., 1998). Importantly, historical research shows that on average financial gains from the gold rush were made by those supplying goods and services in those areas and not the miners themselves (Clay and Jones, 2008).

III. Data

III.1. Data sources

State-year data on suicides for the 19th century are very scarce. The only existing data comes from the mortality censuses. For this study period (1840-1860) this implies that data is only available for 1850 and 1860. Furthermore, like all census types, mortality census usually only covers areas once they received statehood. Thus, this would produce insufficient data for any type of empirical analysis. An additional problem is academic work from the time Whipple (1922) raises concerns about the accuracy of the morbidity registration. Modern counterparts confirm this

point, Haines (2001) for example reports that death registration similar to modern standards was only implemented in the 1930s. Moreover, Fernandez (2019) shows that even current CDC suicide statistics are severely affected by differential professional standards for coroners in the US.

Therefore, I use data from a historical newspaper archive. The archive is called the National Digital Newspaper Program (NDNP) and is a collaboration between the National Endowment for the Humanities (NEH) and the Library of Congress (LC). Their joint website “Chronicling America” provides access to digitized historical newspaper pages. NEH-funded institutions (hereafter awardees) from all US states conducted the digitization. Awardees digitized 100,000 pages a year since 2005, with the exception of 2006. The historical years from which newspaper pages are digitized vary by year, but are in the range 1690-1963. Within the grant criteria, which are mainly states and historical time windows, the awardees decided which pages are scanned. Some awardees were funded multiple times, thus from those states more newspaper pages are available.

I search this archive for occurrences of the term “suicide(s)”. The result is a dataset of all mentions of suicides within the archive. Given that I have more pages for some states and years than for others, I divide the total number of suicide-mentions by state and year by the total number of newspaper pages per state-year cell and multiply by 100,000. This approach is analogous to cause-specific mortality that is usually reported as deaths per 100,000 individuals for a specific disease/cause (e.g. suicide).

During the 19th century, the US experienced high degrees of external and internal migration. Unfortunately, there is no source of population numbers on state-year level and thus to capture variation in migration patterns by ethnic group the number of newspapers in each state-year cell per language group is coded. The overall distribution of languages over time in the raw data is described in Kronenberg (2020). For each language, a variable is created that gives the number of newspapers for that state and year. For sample size reasons some languages are grouped together the first group is Czech, Polish, Slovenian and Croatian, the second group is Danish, Swedish, Norwegian, Icelandic and Finnish and the third group is Spanish, Italian and French. Cherokee and Hawaiian were not grouped

despite small numbers, because of the lack of similar languages. German is not clustered, because it is the language that appears the most after English and thus enough observations are available without grouping.

Additionally, I code the full-time equivalent post-offices by state and year using data from the United States Postal Service⁶. The variable is analogue to full-time equivalents for workers; thus it takes the value 1 if one post-office was open in a state for the entire year. The additional advantage of this variable is that during the 19th century, many newspapers were distributed via postal services.

A variable that describes how often a state-year combination was sampled is prepared as well. This information is a combination of the information provided in Table 2 and 3 in Kronenberg (2020). For example, the combination Arizona and the year 1881 is coded as four. Newspapers from Arizona were scanned four times and each time 1881 was covered in the award period. 1879 on the other hand was coded as three, because the 2008 award only covers the period 1880-1922.

Data on the amounts of gold discovered by state and year has been obtained from Craig and Rimstidt (1998). This variable is coded as metric tons of gold discoveries on state and year level. The official gold price is fixed at \$20.67 during the observation period (National Mining Association, 2012). Therefore, I calculate the dollar value associated with one-unit reduction in suicide mentions. For this calculation, the dollar value of a ton of gold in 2019 is necessary. Given that, an ounce of gold is 31.10 grams at a price of \$20.67 the price of a ton of gold 1900 is \$664,566.12, which in 2019 is \$20,264,753.44. Thus, to know the dollar value associated with a reduction of one in suicide mentions the coefficient is divided by \$20,264,753.44. This rough dollar value allows for a comparison of the gold rush versus modern suicide prevention in terms of cost-effectiveness.

III.2. Data inclusion criteria

I restrict the final dataset to the years 1840-1860 for numerous reasons. First, newspaper data before 1840 is scarce, because of a lower number of grants covering the period as well as a lower number of existing newspapers, for more detail on this see Kronenberg (2020). Second, the gold rush starts very rapidly at then peaks

⁶ The data can be accessed at <https://webpmt.usps.gov/pmt010.cfm> (Last accessed April 23, 2019).

around 1852, but there is no clear end (see Figure III). However, the American Civil War (1861 – 1865) likely had large effects on suicides and gold mining I thus pick 1860 as the end date of the analysis.

In terms of geographical restrictions, I have dropped all observations that are not from current states but from current districts or territories – like the District of Columbia, Puerto Rico, Guam, etc. The reason they are dropped is, that NEH grants are only given to current-day states. Thus, it is unknown which state organization scanned those pages and it is therefore impossible to correctly account for the data generating process. Furthermore, the gold data by Craig and Rimstidt (1998) is reported based on current states. Thus, I do not know whether and if how much gold was discovered in areas that are not US states.

The final restriction is that I have only used local newspapers in the newspaper dataset. Local newspapers are defined as those distributed only within one state. This is meant to limit spillovers in suicide reporting.

IV. Econometric approach

I use a specification that has become standard in this literature (see Lindo (2015); Ruhm (2000); Stevens et al. (2015)) to estimate the relationship between the value of gold discoveries and suicide mentions. Using subscript j for state and t for year, the base specification is:

$$S_{jt} = \alpha_t + G_{jt}\gamma + GM_{jt}\delta + F_j + X_{jt}\beta + \epsilon_{jt} \quad (1)$$

Where S_{jt} is the number of suicide mentions per 100,000 pages in newspapers published and distributed in state j in year t . G is the amount of gold in metric tons in state j in year t . GM are the gold mentions per page, gold mentions are rare and are thus coded per page instead of per 100,000 pages. Controlling for the number of gold mentions directly controls for changes in gold mentions due to gold discoveries. Otherwise, a potential concern is that increasing gold mentions due to gold discoveries crowd out suicide mentions and thus bias G downwards. X is a vector of further variables described above and ϵ the error-term. The year-specific intercept (α_t) holds determinants of suicide mentions constant that vary across all states over time in the same way, such as federal laws, innovations in gold mining

and the general economy. The state fixed-effect (F_j) holds constant state-specific time-invariant factors like state geography or climate, which are fixed within states and do not vary over time.⁷ Holding geography fixed is important as some geographical features (e.g. rivers) make gold mining easier.

A concern is that celebrity suicides are widely reported on and are over-counted using the outcome measure. The year-specific intercept should capture part of that, but to further account for that, I estimate the model with an adjusted outcome measure, which only counts one suicide mention per day and newspaper. The downside of this approach is that I might miss a suicide if multiple suicides are reported on the same day and in the same newspaper. However, a further advantage is that this approach accounts for cases in which a newspaper mentioned the same suicide more than once e.g. if an article is printed on more than one page. Overall this problem is likely a small issues as Kronenberg (2020) has shown that there are 1.45 mentions per suicide in this data.

The error-term is clustered at state-level in all cases. Clustering is necessary as errors are likely to be correlated within states, not adjusting for this correlation could lead to misleadingly small standard errors. The fixed-effect approach taken here might already reduce the concern of within state correlation of the error-term. However, it is unlikely that it completely addresses the problem. I follow the suggestions in Cameron and Miller (2015) and implement the model using the within estimator and not the least squares dummy variable estimator. The estimator is implemented with the `xtreg` command in Stata 15.1 with the `vce(robust)` option (Cameron and Miller (2015), p. 331).

The model estimated here is commonly called a Two-Way Fixed-Effects (TWFE) model. TWFE models have extensively been used to evaluate policies that are introduced in e.g. US states over time (see for example Stevenson and Wolfers (2006)). However, recent work has pointed to some issues with TWFE models (de Chaisemartin and D'Haultfoeulle, 2020; Goodman-Bacon, 2018; Sun and Abraham, 2020). Yet, these papers only address TWFE models with a binary

⁷ State geography and climate are likely changing within state. However, processes such as global warming are slow and take hundreds of years or longer, while “only” a two decades are observed here. Thus, from the perspective taking in the model they do not vary within state.

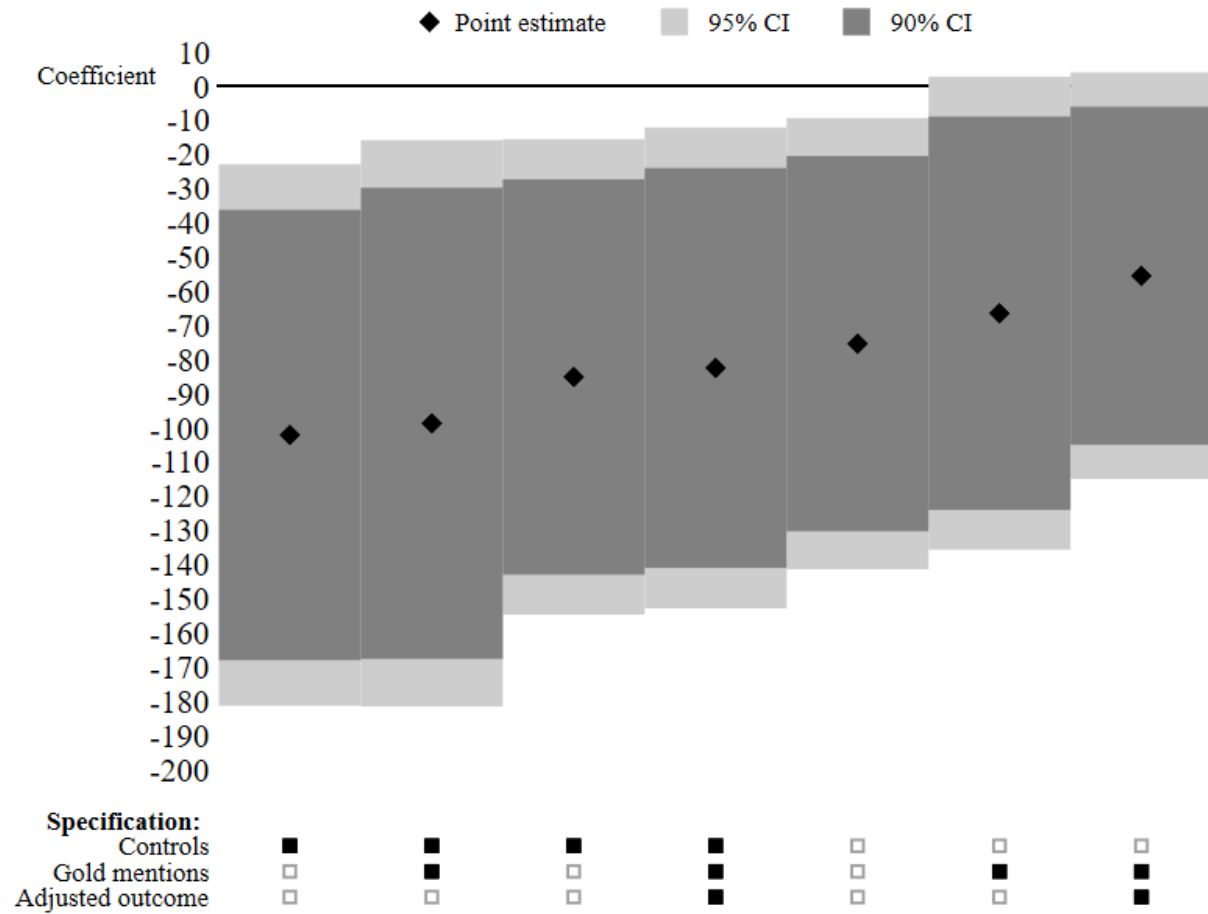
variable (usually policies switching on over time) and not the case of a continuous variable like gold discoveries. One solution to many of the issues raised is an event-study design. Unfortunately, an event study approach is not possible as the first gold discovery per state varies substantially (see Figure II).

V. Results

The main specification has a large coefficient with -98, but also a fairly wide 90% confidence interval ranging from -11 to -187. This lack of precision is unsurprising given the sample size of 480 observations.

Figure IV illustrates that the effect of gold discoveries on suicide mentions is negative, large and significant at the 10% level independently of several variations of the main specification. The variations to the main specification, as presented in equation (1), are switching GM_{jt} as well as X_{jt} on and off as well as changing taking S_{jt} as suicide mentions per 100,000 pages and as the adjusted measure. The adjusted measure only counts at most one mention per newspaper and day and then aggregates to mentions per 100,000 pages. The second specification is the main specification and equals equation (1). Thus varying the controls, adding gold mentions to the model or adjusting the outcome in most cases mildly reduces the magnitude of the association of the main specification. Yet, only in the case of ignoring the controls and adding gold mentions as well as in the case of combining gold mentions with the adjusted outcome measure does the association become imprecise with respect to the 95% but not the 90% confidence interval.

Figure IV: Specification curve

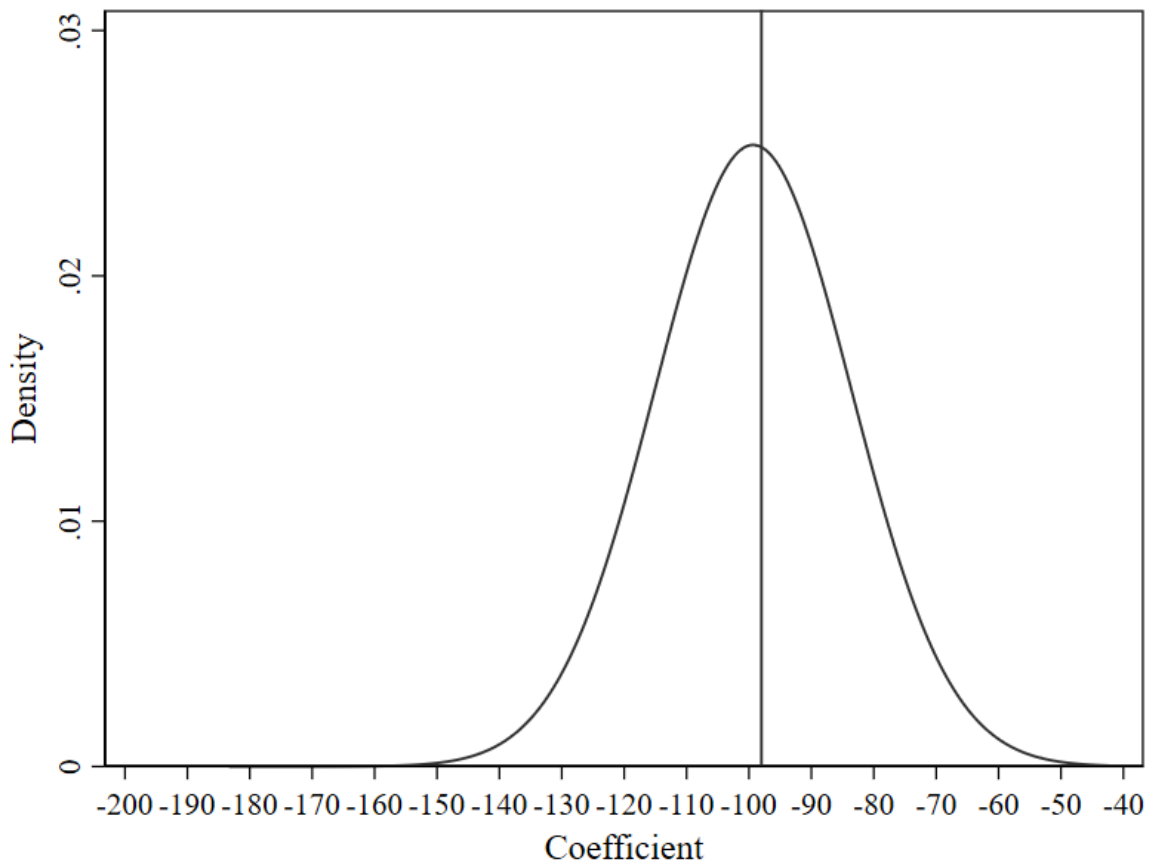


Note: The graph shows the results of equation (1) switching GM_{jt} as well as X_{jt} on and off as well as taking varying the outcome between suicide mentions per 100,000 page (default) and the adjusted outcome, which only counts one mention per day and newspaper before aggregating to mentions per 100,000 pages. The sample is based on state-year observations from 1840-1860 totaling 480 observations. In all regressions, the error is clustered on state level.

The graph is based on code provided by Hans H. Sievertsen at <https://github.com/hhsievertsen/speccurve>. Specification curves generally were originated by Uri Simonsohn see Simonsohn et al. (2020).

Given the small sample size a concern is that outliers could drive the results. So, I run the main specification a 1,000 times each time leaving out a random 10% of the sample. The result is Figure V, which shows that the coefficient of the main specification (-98 represented by the solid vertical line) is very close to the center of the distribution (-99) of the coefficients from the 1,000 re-estimations. Furthermore, the right tail of the distribution ends below -40, thus there is no instance in which the sign of the coefficient changes. The graph thus further emphasizes that gold discoveries had a negative effect on suicide mentions and that the results are not driven by a small number of extreme outliers.

Figure V: Do outliers drive the result?

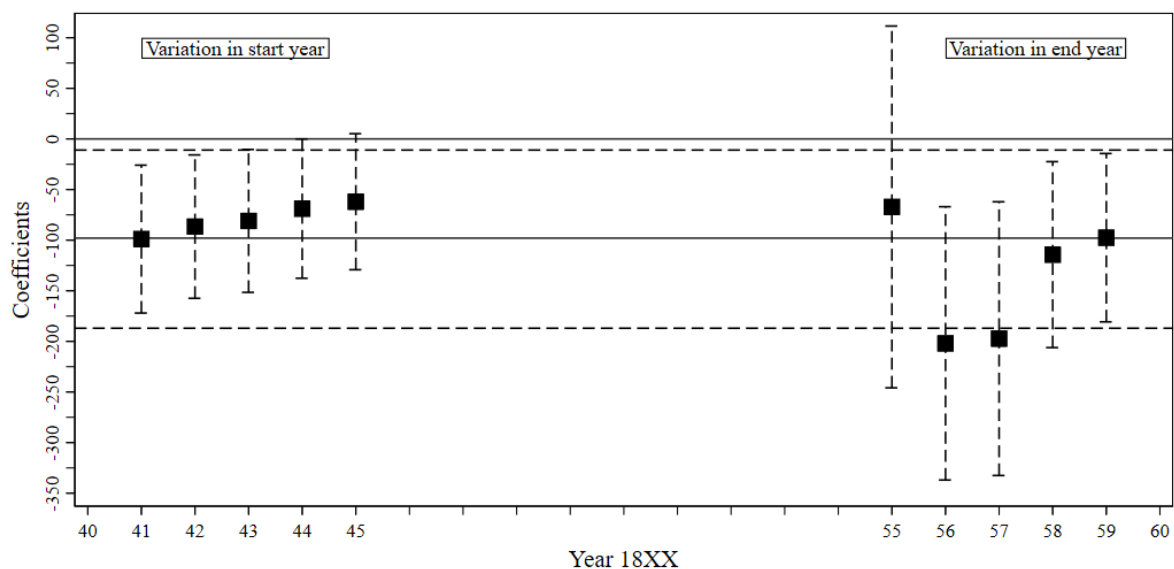


Note: The distribution is the result of 1,000 re-estimations of the main model with each re-estimation dropping a random 10% of the sample. Thus, these 1,000 estimations are conducted on 432 instead of 480 observations. The vertical line represents the coefficient of the full sample. The median of the distribution is -99, the coefficient for the full sample is -98.

Figure VI shows that the results are also qualitatively unaffected by varying the sample window. This is important as the literature has suggested that estimates of the relationship between the economy and health might be sensitive to the start and end date of the analysis. Ruhm (2000) suggests that researchers should use more than 15 years to avoid the estimates being sensitive to the start and end date of the data – thus the 20 years of data I use here fulfills this recommendations. Yet, I re-estimate the model by varying the start and end years until I reach the recommended minimum 15 years. Thus,

Figure VI shows the main model re-estimated with start years 1841-1845, keeping the end year fixed at 1860 as well as varying the end year from 1855-1859 keeping the start year fixed at 1840. The solid, horizontal line at -98 is the coefficient and the dashed, horizontal lines are the 90% confidence interval of the main specification using the full sample. Varying the start year slightly nudges the coefficient towards zero as more years are dropped from the estimation. The coefficient for the 1845-1860 sample even turns insignificant. For the variation in the end year the coefficient for 1840-1855 is insignificant, which is unsurprising given that this is based on the model with the smallest sample, same as for 1845-1860 coefficient. Yet, the coefficients for 1840-1856 and 1840-1857 are substantially larger than the coefficient from the main estimation. This is potentially explained by the sample window ending at the peak of the gold rush. The coefficients for 1840-1858 and 1840-1859 already closely resemble the main specification.

Figure VI: Are the results sensitive to varying start and end year of the sample?



Note: The five coefficients on the left present re-estimations of the main model by starting the sample at the indicated years (1841-1845), but keeping the end year fixed at 1860. The five coefficients on the right present re-estimations of the main model by ending the sample at the indicated years (1855-1859), but keeping the start year fixed at 1840. The solid, horizontal line and the dashed, horizontal lines respectively indicate the coefficients and the 90% confidence interval of the main specification.

In terms of cost-effectiveness the results indicate the gold discoveries are ineffective compared to targeted suicide prevention measures (Knapp et al., 2011).

This should reassure policy makers that they have effective tools available to counter any negative suicide effects of economic downturns.

The calculations is based on taking the 2019 US Dollar value of a metric ton of gold from section III.1 (\$20,264,753.44) and the coefficients presented in Figure IV the Dollar value per suicide mention averted ranges from \$198,156 to \$364,161. Kronenberg (2020) has shown that the data contains 1.45 suicide mentions per suicide, thus the range for averted suicides is \$136,659 to \$251,145. This is substantially lower than the \$1,935,784 estimated by Fishback et al. (2007). Knapp et al. (2011) summarize the costs of effective suicide prevention measures as ranging from £15,726 (\$20,056) after one year to £29,235 (\$37,283) after ten years. If the effect of economic shocks is symmetric this implies that the costs of preventing suicides due to an economic downturn are only a fraction of the economic downturn itself and a lot cheaper than the societal costs of \$1.4 million that are associated with every suicide (Substance Abuse and Mental Health Services Administration, 2019). Policy makers can thus disregard any suicide side effects of economic changes or planned economic policies if they address them via more cost-effective health policy.

VI. Discussion

I examine how gold discoveries from 1840-1860 affect suicide mentions in local newspapers in the US. US gold discoveries were large with being about 3.5% of US GDP at the beginning of the 1850s. Given that the value of gold is known, I am able to quantify the economic shock in US dollar and to estimate the size an economic shock that is required to affect the suicide rate by one. Additionally, this is the second study, after Arthi et al. (2020), considering the effect of an economic change on cause-specific mortality for the 19th century. This context is important, because it is one with virtually no social safety net and high baseline suicide rates. It thus helps us to gain more insights into how economic shocks affect suicides.

The results show that gold discoveries are associated with large reductions in suicide mentions with the discovery of one metric ton reducing suicide mentions by 98. However, even these large reductions imply that an economic shock needs

to be \$136,659 to \$251,145 to change the suicide rate by one, while previous research has shown that suicide prevention can reduce the suicide rate by one for \$20,056.

Yet, while the novel data allows me to generate novel insights, it comes at the cost of only allowing analysis on the aggregate level. This is important, because migration of gold miners, unobservable in this data, could change the pool of individuals available in gold discovering states versus states without gold discoveries and thereby bias the results.

Historical analysis shows that in the case of California, the main characteristics of migrants are males, low age, low literacy and short distance to California prior to the first gold discovery (Clay and Jones, 2008). Thus, gold rush states are faced with an inflow of a group that has higher suicide rates than other demographic groups (Canetto and Sakinofsky, 1998; Standish, 2020). Thus, migration should increase the suicide rate in gold rush states. Indeed, the suicide mentions per 100,000 pages in state-year cells with gold discoveries is substantially higher than in those without gold discoveries (4,479 vs 2,923). Thus, migration likely makes it harder to detect any suicide reducing effect of the gold rush.

Yet, Arthi et al. (2020) observe a negative economic shock to cotton producing regions in Lancashire and by exploiting a full census the day before the economic shock they are able to account for migration in their analysis. They find that once they account for migration the negative economic shock worsened overall mortality, while if they had ignored migration their estimates would have shown improved mortality. However, Arthi et al. (2020) do not consider suicides and they argue that mortality increased in Lancashire among the elderly and that in the migration receiving areas mortality increased due to the spread of contagious disease. Both channels seem unlikely to relate to suicides.

An important caveat is that given xenophobia and racism it is likely that most suicides in the data likely refer to white Europeans. For example, sinophobia was very prominent during the gold rush with several laws being passed taxing miners for mining, but only Chinese miners (see Foreign Miners' Tax Act of 1850 and the Foreign Miners' License Tax Act of 1852 in California).

The results thus imply economic changes that cause/prevent suicides are less effective than healthcare interventions. Policy makers should thus consider disregarding suicide side effects of economic changes, as long as they invest suicide prevention.

References

- Arthi V, Beach B, Hanlon WW. Recessions, mortality, and migration bias: Evidence from the Lancashire cotton famine. *American Economic Journal: Applied Economics* 2020;forthcoming.
- Bellés-Obrero C, Castelló JV. The Business Cycle and Health. *Oxford Research Encyclopedia of Economics and Finance* 2018.
- Bhalotra S, Chakravarty A, Gulesci S. The price of gold: Dowry and death in India. *Journal of Development Economics* 2020;143; 102413.
- Bradford WD, Lastrapes WD. A prescription for unemployment? Recessions and the demand for mental health drugs. *Health Economics* 2014;23; 1301-1325.
- Cameron C, Miller D. A Practitioner's Guide to Cluster-Robust Inference. *Journal of Human Resources* 2015;50; 317-372.
- Campaniello N, Diasakos TM, Mastrobuoni G. Rationalizable Suicides: Evidence from Changes in Inmates' Expected Length of Sentence. *Journal of the European Economic Association* 2017;15; 388-428.
- Canetto SS, Sakinofsky I. The Gender Paradox in Suicide. *Suicide and Life-Threatening Behavior* 1998;28; 1-23.
- Carpenter CS, McClellan CB, Rees DI. Economic conditions, illicit drug use, and substance use disorders in the United States. *Journal of Health Economics* 2017;52; 63-73.
- Charles KK, DeCicca P. Local labor market fluctuations and health: Is there a connection and for whom? *Journal of Health Economics* 2008;27; 1532-1550.
- Clay K, Jones R. Migrating to riches? Evidence from the California gold rush. *The Journal of Economic History* 2008; 997-1027.
- Cox N. Speaking Stata: Multiple bar charts in table form. *The Stata Journal* 2016;16; 491-510.
- Craig J, Rimstidt D. Gold production history of the United States. *Ore Geology Reviews* 1998;13; 407-464.
- Currie J, Tekin E. Is There a Link between Foreclosure and Health? *American Economic Journal: Economic Policy* 2015;7; 63-94.

- de Chaisemartin C, D'Haultfœuille X. Two-Way Fixed Effects Estimators with Heterogeneous Treatment Effects. *American Economic Review* 2020;110; 2964-2996.
- Fernandez JM. The Political Economy of Death: Do Coroners Perform as well as Medical Examiners in Determining Suicide? Available at SSRN 2019.
- Fetherling D, Fetherling G. The gold crusades: A social history of gold rushes, 1849-1929s. University of Toronto Press; 1997.
- Fishback P, Haines M, Kantor S. Births, deaths, and New Deal relief during the Great Depression. *The Review of Economics and Statistics* 2007;89; 1-14.
- Gerdtham U-G, Ruhm CJ. Deaths rise in good economic times: Evidence from the OECD. *Economics & Human Biology* 2006;4; 298-316.
- Goldfarb R, Phillips GN, Nokleberg W. Tectonic setting of synorogenic gold deposits of the Pacific Rim. *Ore Geology Reviews* 1998;13; 185-218.
- Gonzalez F, Quast T. Macroeconomic changes and mortality in Mexico. *Empirical Economics* 2011;40; 305-319.
- Goodman-Bacon A. Difference-in-differences with variation in treatment timing. NBER Working Paper No. 25018 2018.
- Haines MR. The urban mortality transition in the United States, 1800-1940. *Annales de démographie historique* 2001; 33-64.
- Hamermesh DS, Soss NM. An Economic Theory of Suicide. *Journal of Political Economy* 1974;82; 83-98.
- Inklaar R, de Jong H, Bolt J, van Zanden J. Rebasing'Maddison': new income comparisons and the shape of long-run economic development. 2018.
- Knapp M, McDaid D, Parsonage M. Mental health promotion and mental illness prevention: The economic case. 2011.
- Kronenberg C. A new measure of 19th century US suicides. mimeo 2020.
- Lindo JM. Aggregation and the estimated effects of economic conditions on health. *Journal of Health Economics* 2015;40; 83-96.
- McInerney M, Mellor JM. Recessions and seniors' health, health behaviors, and healthcare use: Analysis of the Medicare Current Beneficiary Survey. *Journal of Health Economics* 2012;31; 744-751.

- Miller DL, Page ME, Stevens AH, Filipski M. Why are recessions good for your health? *American Economic Review* 2009;99; 122-127.
- National Mining Association. Historical Gold Prices: 1833 to Present. Author, Washington, DC. Last modified December 2012;12.
- Ruhm CJ. Are recessions good for your health? *The Quarterly Journal of Economics* 2000;115; 617-650.
- Ruhm CJ. Recessions, healthy no more? *Journal of Health Economics* 2015;42; 17-28.
- Ruhm CJ. Health effects of economic crises. *Health Economics* 2016;25; 6-24.
- Simonsohn U, Simmons JP, Nelson LD. Specification curve analysis. *Nature Human Behaviour* 2020; 1-7.
- Standish K. A coming wave: Suicide and gender after COVID-19. *Journal of Gender Studies* 2020; 1-5.
- Stevens A, Miller D, Page M, Filipski M. The Best of Times, the Worst of Times: Understanding Pro-cyclical Mortality. *American Economic Journal: Economic Policy* 2015;7; 279-311.
- Stevenson B, Wolfers J. Bargaining in the shadow of the law: Divorce laws and family distress. *The Quarterly Journal of Economics* 2006;121; 267-288.
- Substance Abuse and Mental Health Services Administration. Key substance use and mental health indicators in the United States: Results from the 2018 National Survey on Drug Use and Health (HHS Publication No. PEP19-5068, NSDUH Series H-54). Rockville, MD: Center for Behavioral Health Statistics and Quality. Substance Abuse and Mental Health Services Administration 2019.
- Sun L, Abraham S. Estimating dynamic treatment effects in event studies with heterogeneous treatment effects. https://papers.ssrn.com/sol3/papers.cfm?abstract_id=3158747 2020.
- Whipple GC. *Vital Statistics An Introduction To The Science Of Demographys*. John Wiley & Sons: London; 1922.

CINCH working paper series

- 1 Halla, Martin and Martina Zweimüller. **Parental Responses to Early Human Capital Shocks:** Evidence from the Chernobyl Accident. CINCH 2014.
- 2 Aparicio, Ainhoa and Libertad González. **Newborn Health and the Business Cycle:** Is it Good to be born in Bad Times? CINCH 2014.
- 3 Robinson, Joshua J. **Sound Body, Sound Mind?:** Asymmetric and Symmetric Fetal Growth Restriction and Human Capital Development. CINCH 2014.
- 4 Bhalotra, Sonia, Martin Karlsson and Therese Nilsson. **Life Expectancy and Mother-Baby Interventions:** Evidence from A Historical Trial. CINCH 2014.
- 5 Goebel, Jan, Christian Krekel, Tim Tiefenbach and Nicolas R. Ziebarth. **Natural Disaster, Environmental Concerns, Well-Being and Policy Action:** The Case of Fukushima. CINCH 2014.
- 6 Avdic, Daniel, **A matter of life and death? Hospital Distance and Quality of Care:** Evidence from Emergency Hospital Closures and Myocardial Infarctions. CINCH 2015.
- 7 Costa-Font, Joan, Martin Karlsson and Henning Øien. **Informal Care and the Great Recession.** CINCH 2015.
- 8 Titus J. Galama and Hans van Kippersluis. **A Theory of Education and Health.** CINCH 2015.
- 9 Dahmann, Sarah. **How Does Education Improve Cognitive Skills?:** Instructional Time versus Timing of Instruction. CINCH 2015.
- 10 Dahmann, Sarah and Silke Anger. **The Impact of Education on Personality:** Evidence from a German High School Reform. CINCH 2015.
- 11 Carbone, Jared C. and Snorre Kverndokk. **Individual Investments in Education and Health.** CINCH 2015.
- 12 Zilic, Ivan. **Effect of forced displacement on health.** CINCH 2015.

- 13 De la Mata, Dolores and Carlos Felipe Gaviria. **Losing Health Insurance When Young:** Impacts on Usage of Medical Services and Health. CINCH 2015.
- 14 Tequame, Miron and Nyasha Tirivayi. **Higher education and fertility:** Evidence from a natural experiment in Ethiopia. CINCH 2015.
- 15 Aoki, Yu and Lualhati Santiago. **Fertility, Health and Education of UK Immigrants:** The Role of English Language Skills. CINCH 2015.
- 16 Rawlings, Samantha B., **Parental education and child health:** Evidence from an education reform in China. CINCH 2015.
- 17 Kamhöfer, Daniel A., Hendrik Schmitz and Matthias Westphal. **Heterogeneity in Marginal Non-monetary Returns to Higher Education.** CINCH 2015.
- 18 Ardila Brenøe, Anne and Ramona Molitor. **Birth Order and Health of Newborns:** What Can We Learn from Danish Registry Data? CINCH 2015.
- 19 Rossi, Pauline. **Strategic Choices in Polygamous Households:** Theory and Evidence from Senegal. CINCH 2016.
- 20 Clarke, Damian and Hanna Mühlrad. **The Impact of Abortion Legalization on Fertility and Maternal Mortality:** New Evidence from Mexico. CINCH 2016.
- 21 Jones, Lauren E. and Nicolas R. Ziebarth. **US Child Safety Seat Laws:** Are they Effective, and Who Complies? CINCH 2016.
- 22 Koppensteiner, Martin Foureaux and Jesse Matheson. **Access to Education and Teenage Pregnancy.** CINCH 2016.
- 23 Hofmann, Sarah M. and Andrea M. Mühlenweg. **Gatekeeping in German Primary Health Care –** Impacts on Coordination of Care, Quality Indicators and Ambulatory Costs. CINCH 2016.
- 24 Sandner, Malte. **Effects of Early Childhood Intervention on Fertility and Maternal Employment:** Evidence from a Randomized Controlled Trial. CINCH 2016.
- 25 Baird, Matthew, Lindsay Daugherty, and Krishna Kumar. **Improving Estimation of Labor Market Disequilibrium through Inclusion of Shortage Indicators.** CINCH 2017.
- 26 Bertoni, Marco, Giorgio Brunello and Gianluca Mazzarella. **Does postponing minimum retirement age improve healthy behaviors**

- before retirement?** Evidence from middle-aged Italian workers. CINCH 2017.
- 27 Berniell, Inés and Jan Bietenbeck. **The Effect of Working Hours on Health.** CINCH 2017.
 - 28 Cronin, Christopher, Matthew Forsstrom, and Nicholas Papageorge. **Mental Health, Human Capital and Labor Market Outcomes.** CINCH 2017.
 - 29 Kamhöfer, Daniel and Matthias Westphal. **Fertility Effects of College Education:** Evidence from the German Educationl Expansion. CINCH 2017.
 - 30 Jones, John Bailey and Yue Li. **The Effects of Collecting Income Taxes on Social Security Benefits.** CINCH 2017.
 - 31 Hofmann, Sarah and Andrea Mühlenweg. **Learning Intensity Effects in Students' Mental and Physical Health –** Evidence from a Large Scale Natural Experiment in Germany. CINCH 2017.
 - 32 Vollmer, Sebastian and Juditha Wójcik. **The Long-term Consequences of the Global 1918 Influenza Pandemic:** A Systematic Analysis of 117 IPUMS International Census Data Sets. CINCH 2017.
 - 33 Thamarapani, Dhanushka, Rockmore, Marc, and Willa Friedman. **The Educational and Fertility Effects of Sibling Deaths.** CINCH 2018.
 - 34 Lemmon, Elizabeth. **Utilisation of personal care services in Scotland:** the influence of unpaid carers. CINCH 2018.
 - 35 Avdic, Daniel, Büyükdurmus, Tugba, Moscelli, Giuseppe, Pilny, Adam, and Ieva Sriubaite. **Subjective and objective quality reporting and choice of hospital:** Evidence from maternal care services in Germany. CINCH 2018.
 - 36 Hentschker, Corinna and Ansgar Wübker. **Quasi-experimental evidence on the effectiveness of heart attack treatment in Germany.** CINCH 2018.
 - 37 Pasha, Mochamad, Rockmore, Marc, and Chih Ming Tan. **Early Life Exposure to Above Average Rainfall and Adult Mental Health.** CINCH 2018
 - 38 Elsner, Benjamin and Florian Wozny. **The Human Capital Cost of Radiation:** Long-run Evidence from Exposure outside the Womb. CINCH 2019
 - 39 de la Mata, Dolores and Carlos Felipe Gaviria Garcés. **Exposure to Pollution and Infant Health:** Evidence from Colombia. CINCH 2019
 - 40 Besstremyannaya, Galina and Sergei Golovan. **Physicians' altruism in incentives contracts:** Medicare's quality race. CINCH 2019

- 41 Hayen, Arthur P., Klein, Tobias J., and Martin Salm. **Does the framing of patient cost-sharing incentives matter?** The effects of deductibles vs. no-claim refunds. CINCH 2019
- 42 Molina, Teresa. **Pollution, Ability, and Gender-Specific Responses to Shocks.** CINCH 2019
- 43 Fischer, Martin, Gerdtham, Ulf-G, Heckley, Gawain, Karlsson, Martin, Kjellsson, Gustav, and Therese Nilsson. **Education and Health: Long-run Effects of Peers, Tracking and Years.** CINCH 2019
- 44 Bannenberg, Norman, Førland, Oddvar, Iversen, Tor, Karlsson, Martin, and Henning Øien. **Preventive Home Visits.** CINCH 2019
- 45 Pestel, Nico and Florian Wozny. **Low Emission Zones for Better Health:** Evidence from German Hospitals. CINCH 2019
- 46 Bartoli, Paola, Grembi, Veronica, and The Linh Bao Nguyen. **Ethnic Density and Health at Birth.** CINCH 2019
- 47 Atal, Juan Pablo, Fang, Hanming, Karlsson, Martin, and Nicolas R. Ziebarth. **Long-Term Health Insurance:** Theory Meets Evidence. CINCH 2020
- 48 Briody, Jonathan. **Parental Unemployment During the Great Recession and Childhood Adiposity.** CINCH 2020
- 49 Miller, Grant, Paula, Áureo de, and Christine Valente. **Subjective Expectations and Demand for Contraception.** CINCH 2020
- 50 Kronenberg, Christoph. **New(spaper) Evidence of a Reduction in Suicide Mentions during the 19th-century US Gold Rush.** CINCH 2020

DuEPublico

Duisburg-Essen Publications online

UNIVERSITÄT
DUISBURG
ESSEN

Offen im Denken

ub

universitäts
bibliothek

This text is made available via DuEPublico, the institutional repository of the University of Duisburg-Essen. This version may eventually differ from another version distributed by a commercial publisher.

DOI: 10.17185/duepublico/73382

URN: urn:nbn:de:hbz:464-20201113-182716-0

All rights reserved.