

Faria, João Ricardo; Goel, Rajeev K.; Manage, Neela D.

Working Paper

The path of economics research production: Insights into the seesaw between theory and empirics

Kiel Working Paper, No. 2238

Provided in Cooperation with:

Kiel Institute for the World Economy – Leibniz Center for Research on Global Economic Challenges

Suggested Citation: Faria, João Ricardo; Goel, Rajeev K.; Manage, Neela D. (2023) : The path of economics research production: Insights into the seesaw between theory and empirics, Kiel Working Paper, No. 2238, Kiel Institute for the World Economy (IfW Kiel), Kiel

This Version is available at:

<http://hdl.handle.net/10419/268493>

Standard-Nutzungsbedingungen:

Die Dokumente auf EconStor dürfen zu eigenen wissenschaftlichen Zwecken und zum Privatgebrauch gespeichert und kopiert werden.

Sie dürfen die Dokumente nicht für öffentliche oder kommerzielle Zwecke vervielfältigen, öffentlich ausstellen, öffentlich zugänglich machen, vertreiben oder anderweitig nutzen.

Sofern die Verfasser die Dokumente unter Open-Content-Lizenzen (insbesondere CC-Lizenzen) zur Verfügung gestellt haben sollten, gelten abweichend von diesen Nutzungsbedingungen die in der dort genannten Lizenz gewährten Nutzungsrechte.

Terms of use:

Documents in EconStor may be saved and copied for your personal and scholarly purposes.

You are not to copy documents for public or commercial purposes, to exhibit the documents publicly, to make them publicly available on the internet, or to distribute or otherwise use the documents in public.

If the documents have been made available under an Open Content Licence (especially Creative Commons Licences), you may exercise further usage rights as specified in the indicated licence.

KIEL WORKING PAPER

**The path of
economics research
production:
Insights into the
seesaw between
theory and empirics**



No. 2238 January 2023

João R. Faria, Rajeev K. Goel, and Neela D. Manage

ABSTRACT

THE PATH OF ECONOMICS RESEARCH PRODUCTION: INSIGHTS INTO THE SEESAW BETWEEN THEORY AND EMPIRICS

João R. Faria, Rajeev K. Goel, and Neela D. Manage

This paper provides insights into the apparent seesaw between the generation of theoretical versus empirical economics research over time. A dynamic model considers the incentives of researchers to focus on empirical versus theoretical papers. It yields the main characteristics of the path-changing of economics research, from theoretical-intensive to empirical-focused. The model has two equilibria, one with a higher proportion of theoretical papers and another with a higher proportion of empirical papers. Curiously, the equilibrium with greater theoretical papers is stable, while the one with more empirical papers is a saddle point. This suggests that the current trend of increasing empirical research is unlikely to last.

Keywords: economic research, theory, empirics, publications, journals

JEL classification: A11; A19

João R. Faria

Florida Atlantic University
777 Glades Road
Boca Raton, FL 33431, USA.

*Email: aminasy@gwdg.de
business.fau.edu*

Rajeev K. Goel

Illinois State University, ISMed/CNR,
Kiel Institute for the World Economy
Kiellinie 66
D-24105 Kiel, Germany

*Email: Rajeev.goel@ifw-kiel.de
www.ifw-kiel.de*

Neela D. Manage (Correspondence)

Florida Atlantic University
777 Glades Road
Boca Raton, FL 33431, USA.

*Email: manage@fau.edu
business.fau.edu*

1 Introduction

The production and diffusion of knowledge by a discipline over time impact its ability to stay relevant, answer relevant broader questions, and grow by attracting followers and support (e.g., Faria et al. (2011), Kuhn (1961)). It is in the context of this broader theme that the current research focuses on the composition of economics research production between theoretical and empirical output (i.e., published research articles).

The quantity and quality of economics research have changed over time, due to the demand/supply, technology, and the structure of related research markets (Goel and Rich (2005)). The traditional arguments explaining the mathematical dominance in economic theory after the Second World War might be due to math methodological and comparative advantages (e.g., Samuelson (1952)) as well as the influence of brand-new economic associations such as the Econometric Society, which publishes *Econometrica*, and the creation of similar influential and mathematically oriented journals like the *Review of Economic Studies*. In addition, the period is marked by the leading role of trailblazers like Paul Samuelson who pushed the mathematical boundaries of economic theory (Szenberg et al. (2005)). Last, but not least, is the influx of prominent physicists/mathematicians that partially worked in economics, such as von Neumann.

Some relevant sources to discuss the rise of mathematical economics are Düppe and Weintraub (2014), Weintraub and Mirowski (1994), Weintraub (2002, 2017), O’Rand (1992), and Leonard (2010). There are also a large number of articles on the subject published in outlets like *History of Political Economy* and the *Journal of the History of Economic Thought*.

Over time, the technology of producing economics research, via, for example, advancements and diffusion of computers, the internet, word processing, data gathering/transcribing/transmission, and computing software, have changed the costs of producing economics research. Recently, apparently, there has been a shift in the direction of economic research from theory to empirical papers.¹ The main reason is the rapid development of econometric methods, driven by technology - software for running regressions, availability of datasets, and the internet/globalization for gathering and transcribing data that cut the costs of empirical research. These exogenous factors have differently impacted the relative costs of producing and verifying theoretical and empirical research (Angrist et al., (2017), Brodeur et al. (2016), Carillo and Papagni (2013), Kelly and Bruestle (2011), Winkler et al. (2010)).

The changes in technology have also lowered the costs of floating new journals, as evidenced by the growth of academic journals, including online journals (Goel and Faria (2007)). This has lowered entry barriers for new authors and impacted the concentration and market power of some established journals (Goel and Rich (2005)), although the main journals in economics still appear to be a case of institutional oligopoly (e.g., Hodgson and Rothman (1999), Kocher and Sutter (2001)). A related issue is the role of journal editors in the diffusion and promotion of ideas and methodological trends (Faria, 2005; Goel, 2006), as their preferences (Besancenot et al. (2012)) and editorial favoritism (Hilmer and Hilmer (2011)) may help in changing the tide from theory to empirics. Heckman and Moktan (2020) is a recent reference on many of these topics.

Furthermore, there may be a political-economy dimension to this: In the past, theory papers might have proliferated partly because theorists perceived that with empirical research lagging behind, there

¹ We are using the terms “papers” and “articles” interchangeably.

would be less chance of empirical validation of their theories. This increased the relative net expected benefits of theoretical research. In recent times, the reverse seems to be true - with empirics outpacing theory, the costs of not soundly grounding the research in theory have decreased.² It is easy to add new variables/estimations and claim robustness, even without a sound theory.

Thus, the main point is that the relative shift between theory and empirics in economics research over time might go beyond technological changes (related to the costs of research production) and scholarly inquisitiveness, and might have other angles, such as leadership, influence, and power in the profession, as suggested above.

Researchers focusing on the process of economics research have considered different aspects, both empirically and theoretically. However, one aspect—the share of empirical/theoretical research in the economics research output—while often observed anecdotally, has really not been studied in any systematic detail, and this forms the focus of this paper.

Specifically, we construct a dynamic theoretical model to explain the relative trends in theoretical and empirical research articles. The findings can prove useful in the design of incentive structures for researchers, steering the direction of research, and for ways to research institutions to specialize in specific areas.

A body of related research has considered the pace of the production of economics research (Ellison (2002), Goel and Faria (2007), Hamermesh (2013), Faria et al. (2018)). Along another related dimension, the pace of economics research might also impact the credibility of findings (Angrist and Pischke (2010), Ioannidis and Doucouliagos (2013), Ioannidis et al. (2017), Leamer (1983)). Overall, this has implications for the diffusion of knowledge and for the relevance and ability of economics/economists to address pressing economic issues and inform policymakers.

Two well-cited studies that give a useful overview are Card and DellaVigna (2013) and Hamermesh (2013). For example, according to Hamermesh (2013),

“Presenting data on all full-length articles in the three top general economics journals for one year in each decade 1960s-2010s, ... In the last two decades, the fraction of older authors has almost quadrupled. Top journals are publishing many fewer papers that represent pure theory, regardless of subfield, somewhat less empirical work based on publicly available data sets, and many more empirical studies based on data collected by the author(s) or on laboratory or field experiments.”

Furthermore, Card and DellaVigna (2013) note that,

“... Using a data set that combines information on all articles published in the top-five journals from 1970 to 2012 with their Google Scholar citations, we identify nine key trends. First, annual submissions to the top-five journals nearly doubled from 1990 to 2012. Second, the total number of articles published in these journals actually declined from 400 per year in the late 1970s to 300 per year most recently. As a result, the acceptance rate has fallen from 15 percent to 6 percent, with potential implications for the career progression of young scholars. Third, one journal, the American Economic Review, now accounts for 40 percent of top-five publications, up from 25 percent in the 1970s. Fourth, recently published papers are on average three times longer than they were in

² Along another related dimension, replication studies are relatively easier in empirical research, especially by extending the original dataset, using alternative measures of the key variable, etc. (also see Huntington-Klein et al. (2021)).

the 1970s, contributing to the relative shortage of journal space. Fifth, the number of authors per paper has increased from 1.3 in 1970 to 2.3 in 2012, partly offsetting the fall in the number of articles per year. Sixth, citations for top-five publications are high: among papers published in the late 1990s, the median number of Google Scholar citations is 200. Seventh, the ranking of journals by citations has remained relatively stable, with the notable exception of the Quarterly Journal of Economics, which climbed from fourth place to first place over the past three decades. Eighth, citation counts are significantly higher for longer papers and those written by more coauthors. Ninth, although the fraction of articles from different fields published in the top five has remained relatively stable, there are important cohort trends in the citations received by papers from different fields, with rising citations to more recent papers in Development and International, and declining citations to recent papers in Econometrics and Theory”.

Anecdotal evidence suggests that over the past few decades the number of purely empirical papers has increased faster than theoretical papers. Among the factors that led economic research to this path are: technological shocks associated with the introduction of personal computers and econometric software; availability of brand new data sets in many areas; advancement of research in econometric methods changing entirely the understanding and implementation of time series and panel data in particular.

In order to provide some hard evidence, we collected a sample of articles published in two general journals, one UK-based, *Economica* (<https://onlinelibrary.wiley.com/journal/14680335>), and another US-based, *Economic Inquiry* (<https://onlinelibrary.wiley.com/journal/14657295>), to provide an illustration of the new path and long term trend.³ Based upon our sample, Table 1 and Table 2 show the percentage of purely empirical papers with econometric methods [but without theoretical models] over the past 60 years in these journals. One can see that the trend is positively sloped.

Table 1: Sample Summary Statistics

Years	Empirical papers (share of total papers published)
1959-1969	14%
1970-1979	17%
1980-1989	32%
1990-1999	17%
2000-2009	33%
2010-2019	41%

Note: See <https://onlinelibrary.wiley.com/journal/14680335>.

³ The choice of the journals is admittedly somewhat arbitrary (also see Heckman and Moktan (2020)). However, our point was to illustrate the publishing trends in two long-standing reputed publishing outlets that published both theoretical and empirical economics research.

Table 2: Empirical Papers Published in Economic Inquiry over Time

Years	Empirical papers (share of total papers published)
1974-1979	25%
1980-1989	34%
1990-1999	41%
2000-2009	49%
2010-2019	50%
1974-1979	25%

Note: See <https://onlinelibrary.wiley.com/journal/14657295>.

This paper studies a dynamic model that is able to generate the main characteristics of the path-changing of economics research, from theoretical-intensive to empirical-focused. Can the change in theory-empirics share be explained via a formal model? If so, what are the predictions of such a model?

The model has two equilibria, one with a higher proportion of theoretical papers and another with a higher proportion of empirical papers. Curiously, the equilibrium with a higher proportion of theoretical papers is stable, while the one with more empirical papers is a saddle point. This suggests that the current trend of increasing empirical research in economics is likely not going to last in the long run. This again, would be a conjecture that would have to await empirical validation over time. Besides providing new insights, the findings have implications for the diffusion of knowledge and for the allocation of funds [research grants, Ph.D. scholarships, etc.] between empirical and theoretical works, recognizing the fact that sometimes the two may be intricately intertwined.

The structure of the rest of the paper includes the model and dynamic analysis in the next section. Section 3 presents the steady-state equilibrium. Section 4 studies a particular equilibrium with maximum publications in either area. Conclusions appear in Section 5.

2 The Model

We model the behavior of an empirically specialized representative researcher in economics trying to maximize his/her utility by choosing publishing output. This behavior is typical of academic researchers at universities and other research institutes, where compensation/prestige/promotion are tied to research output (e.g., Faria et al., (2022), Gordon et al.,(1974), Mixon and Treviño (2005)). The representative researcher in economics that specializes in empirical research has an instantaneous utility function U that is increasing in publications in empirical research P , and income from empirical research Y , and decreasing in theoretical publications p :

$$U(P, Y; p), U_P(P, Y, p) > 0, U_{PP}(P, Y, p) < 0, U_Y(P, Y, p) > 0, U_{YY}(P, Y, p) \leq 0, U_p(P, Y, p) < 0.$$

The empirical researcher aims at maximizing the following functional:

$$\text{Max } \int U(P, Y, p) e^{-\delta t} dt \tag{1}$$

With respect to P , which is her control variable. The positive parameter δ is the time preference, measuring her impatience.⁴

Therefore, the representative empirical scholar has a proclivity towards or comparative advantage in doing empirical work. This scholar selects her output of empirical papers to maximize her lifetime utility. As per the dynamic constraint to the representative empirical researcher, the number of theoretical papers in the discipline evolves according to a market level dynamic, not modeled here at the individual level. The motivation is that the empirical researcher is competing for limited publication capacity in the marketplace, and her prospects for publication are diminished the more theoretical papers are published. The shortage of publishing space in journals over time has been noted by Card and DellaVigna (2013).

Theoretical research has evolved over time as a non-linear function of past theoretical work, p , (see Scotchmer (1991)). Characteristically, when there are few theoretical papers, the opportunities to publish more theoretical papers increase and when there are lots of theoretical research papers, the opportunities to publish something original decrease. In other words, crowding makes the generating and entry of new ideas more difficult. In addition, more effort e devoted to theoretical research may result in more papers published and higher income from theory, y .⁵ Last, but not least, as journal (publishing) space is limited, there is a trade-off between empirical and theoretical papers, i.e., more empirical papers imply fewer theory papers published:

$$\dot{p} = rp \left(1 - \frac{p}{K}\right) + epy - cP \quad (2)$$

Where the parameter r is the growth rate of theoretical papers, K is the upper bound [the maximum number] of theory papers, e is the effort put in writing theory papers and c is the competition rate of empirical papers.

The problem of the representative researcher is to maximize (1) subject to the dynamic constraint (2). In order to obtain crisp and objective explicit solutions we assume a specific functional form on the utility function:

$$U(P, Y, p) = E(T)PY - 0.5bP^2 - \theta p \quad (3)$$

Where T is a technological parameter that is especially relevant in the production of empirical papers (via software, data access and transmission, learning, etc.) It is likely the case that improvements in technology reduce the effort of writing empirical papers E , so as that $E_T(T) < 0$; on the other hand, learning costs associated with the new technology might adversely impact effort, $E_T(T) > 0$, especially over the short term. Note that the empirical researcher dislikes (frowns upon) theoretical papers, captured by the parameter θ .

The Hamiltonian of this problem is the following:

$$H = E(T)PY - 0.5bP^2 - \theta p + \mu \left[rp \left(1 - \frac{p}{K}\right) + epy - cP \right] \quad (4)$$

The corresponding first-order conditions [F.O.C.] are given by:

⁴ This impatience might be a function of personal characteristics, past experience, or institutional mandates (e.g., tenure time, performance review, etc.)

⁵ Effort may be partly dependent on the researcher's inherent ability.

$$H_p = 0 \rightarrow \mu = c^{-1}[E(T)Y - bP] \quad (5)$$

$$H_{pp} < 0 \leftrightarrow H_{pp} = -b \leq 0 \quad (6)$$

$$\dot{\mu} - \delta\mu = -H_p = \theta - \left\{ \mu \left[r \left(1 - \frac{2p}{K} \right) + ey \right] \right\} \quad (7)$$

Differentiating Eq.(5) and plugging into Eq.(7) yields a differential equation for empirical publications P :

$$\dot{P} = \left(P - \frac{E(T)Y}{b} \right) \left(\delta - r - ey + \frac{2rp}{K} \right) - \frac{c\theta}{b} \quad (8)$$

Expression (8) shows the growth of empirical papers over time. For instance, greater competition for empirical papers (c), would, ceteris paribus, reduce the growth of empirical papers. It seems useful to consider the steady state equilibrium and to that we turn next.

3 The Steady State Equilibrium: Graphical Analysis

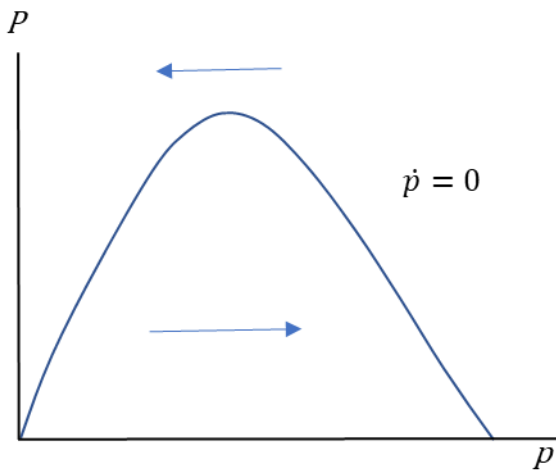
In order to find the steady state equilibrium we set $\dot{p} = \dot{P} = 0$ in Eqs. (2) and (8):

$$\dot{p} = 0 \rightarrow P = c^{-1} \left[(r + ey)p - \frac{rp^2}{K} \right] \quad (9)$$

$$\dot{P} = 0 \rightarrow P = \frac{E(T)Y}{b} + \frac{c\theta}{b(\delta - r - ey + \frac{2rp}{K})} \quad (10)$$

Figure 1 depicts the dynamics of Eq.(9), while Figures 2 and 3 depict the possible dynamics of Eq.(10).

Figure 1: Dynamics of theory papers $\dot{p}=0$



The dynamics of $\dot{P} = 0$ depend on whether $P > \frac{E(T)Y}{b}$ or $P < \frac{E(T)Y}{b}$ or, as shown by Figures 2 and 3:

Figure 2: Dynamics of empirical papers $\dot{P} = 0$; $P < \frac{E(T)Y}{b}$

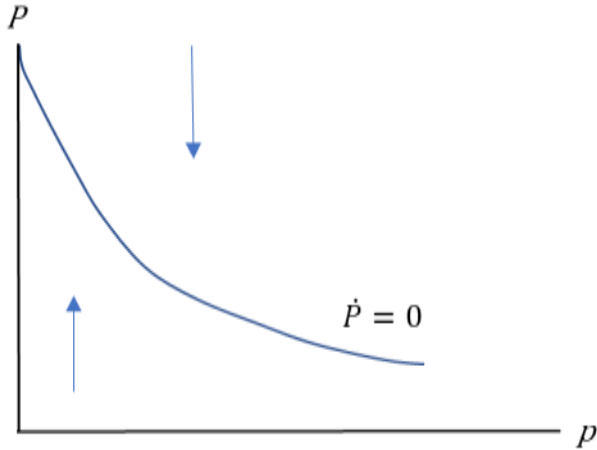
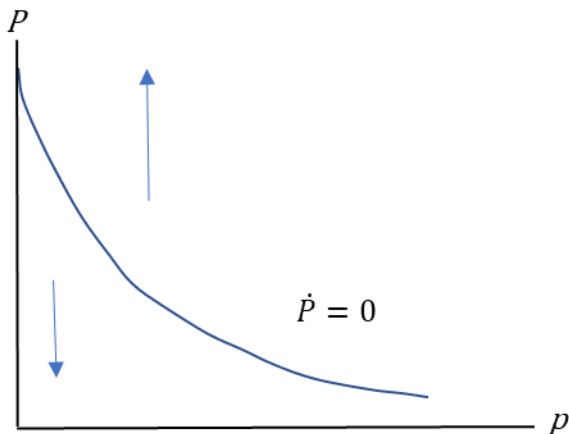


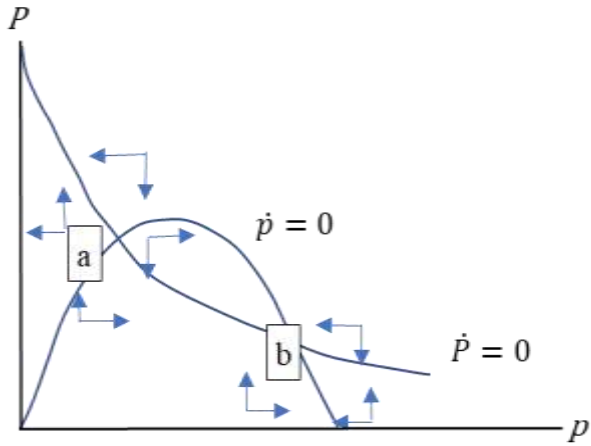
Figure 3: Dynamics of empirical papers $\dot{P} = 0$; $P > \frac{E(T)Y}{b}$



One can see an interesting result by considering Figures 1 and 2 or Figures 1 and 3. First, there are multiple equilibria, one with low p and high P , and another with high p and low P . The last one apparently represents the past equilibrium when theory dominated economics research, while the first one is the actual equilibrium, where, apparently, empirics dominate economics.

Figure 4 depicts the equilibria obtained from Figures 1 and 2

Figure 4: Dynamics of the Equilibria



In Figure 4, as one can see, point *a*, with high *P* and low *p*, is a saddle point equilibrium. While point *b*, with a low *P* and high *p*, is a stable node equilibrium. These multiple equilibria indicate that there is a seesaw in theory-empirics research output, which we will delve more into it below.

A technological improvement that makes it easier to write empirical papers, i.e., an increase in *T*, leads to a shift down of the locus $\dot{P} = 0$. Thus, the role of technology is crucial. How related technological change evolves over time would have a bearing not only on the amount of research produced, but also on its nature (e.g., the distribution of theoretical and empirical papers).

4 Steady-State Equilibrium: A Particular Solution

In this section we study two particular solutions that have special interest for our inquiry, namely, we study the equilibria with the maximum outputs (papers), theoretical and empirical. It is important to stress that they do not appear conjointly, i.e., when we have a maximum number of empirical papers, we cannot have a maximum number of theoretical papers - some sort of a tradeoff, perhaps some balance by the gatekeepers/journal editors (Goel and Rich (2005)).

For the first equilibrium, We naturally assume that maximum research output in theory is given by *K*, the upper bound [the maximum number] of theory papers,⁶

$$p_{Max} = K \quad (11)$$

Then, from Eq. (9) we get:

$$\bar{p} = \frac{eyK}{c} \quad (12)$$

These equations only hold as equilibrium if they satisfy Eq. (10), therefore the following equality must hold:

⁶ This assumption also makes intuitive sense since conceptual developments in economics research preceded technological developments that facilitated empirical research (e.g., Popper (1963, 2002)).

$$\bar{p} = \frac{eyK}{c} \rightarrow \frac{eyK}{c} = \frac{E(T)K}{b} + \frac{c\theta}{b(\delta+r-ey)} \quad (13)$$

It is easy to see that in this equilibrium theoretical research dominates empirical research,

$$p_{Max} > \bar{p}, \text{ as long as } \frac{c}{e} > y.$$

For the second equilibrium, We maximize P from Eq.(9) with respect to p , i.e. $\frac{dP}{dp} = 0$ in Eq. (9) in order to find the maximum output in empirical papers. This exercise yields the following points:

$$\bar{p} = \frac{(r+ey)K}{2r} \quad (14)$$

$$P_{Max} = \frac{(r+ey)^2K}{4cr} \quad (15)$$

These equations only hold as equilibrium if they satisfy Eq. (10), therefore the following equality must hold:

$$P_{Max} = \frac{(r+ey)^2K}{4cr} \rightarrow \frac{(r+ey)^2K}{4cr} = \frac{E(T)Y}{b} + \frac{c\theta}{b\delta} \quad (16)$$

In this equilibrium, empirical research dominates theoretical research if $P_{Max} > \bar{p}$, which only holds as long as $y > \frac{2c-r}{e}$.

Thus, this equilibria given by points (11)-(12) and (14)-(15) can only hold if

$$\frac{c}{e} > y > \frac{2c-r}{e} \leftrightarrow r > c \quad (17)$$

Note that, outlined above, c is the competition rate of empirical papers, y is income from theoretical papers, e is the effort of producing theory papers, and r is the growth rate of theory papers.

Thus, the relation (17) can be seen as placing limits on these parameters. Specifically, the growth rate of theory papers needs to be greater than the competition rate of empirical papers. The competition rate for empirical papers can change over time due to technological changes (Ellison (2002), Kelly and Bruestle (2011)), a change in the number of publishing outlets (Goel and Faria (2007)) or the organization of publishing markets (Besancenot et al. (2012), Goel and Rich (2005), Hodgson and Rothman (1999), Kocher and Sutter (2001)), for example. These exogenous “shocks” could lead to a change in equilibrium, causing a “seesaw” in the empirical versus theory balance, and qualitatively altering the production of economics research. This explains how the model moves out of one equilibrium towards the second equilibrium.

Let us analyze the stability of these equilibria. We calculate the Jacobian using the steady state equilibria in Eqs. (11)-(12) and (14)-(15). The Jacobian is given by,

$$J = \begin{bmatrix} \frac{\partial \dot{p}}{\partial p} & \frac{\partial \dot{p}}{\partial P} \\ \frac{\partial \dot{P}}{\partial p} & \frac{\partial \dot{P}}{\partial P} \end{bmatrix}_{(p^*, P^*)}$$

Using equilibrium from Eqs. (11)-(12) we obtain,

$$J_1 = \begin{bmatrix} ey - r & \left(\frac{eyK}{c} - \frac{E(T)Y}{b} \right) \frac{2r}{K} \\ -c & r + \delta - ey \end{bmatrix}_{(p_{Max}, \bar{P})}$$

This yields the following Trace and Determinant:

$$TrJ_1 = \delta > 0$$

$$|J_1| = (ey - r)(r + \delta - ey) + \left(\frac{eyK}{c} - \frac{E(T)Y}{b} \right) \frac{2cr}{K} > 0$$

Taking into account Eq. (13) and that $r + \delta > ey > r$, then the equilibrium p_{Max}, \bar{P} , is unstable, either a focus or a node.

As per the equilibrium given by Eqs. (14)-(15) we obtain,

$$J_2 = \begin{bmatrix} 0 & \left(\frac{(r + ey)^2 K}{4cr} - \frac{E(T)Y}{b} \right) \frac{2r}{K} \\ -c & \delta \end{bmatrix}_{(\bar{p}, P_{Max})}$$

This yields the following Trace and Determinant:

$$TrJ_2 = \delta > 0$$

$$|J_2| = \left(\frac{r + ey^2 K}{4cr} - \frac{E(T)Y}{b} \right) \frac{2cr}{K} > 0$$

Taking into account Eq. (16), thus the equilibrium \bar{p}, P_{Max} , is unstable, either a focus or a node.

Of course, these results cannot happen at the same time. Either we have the Equilibrium given by Eqs. (11)-(12) or the Equilibrium given by Eqs. (14)-(15). These results indicate that even in the eventual case either economics reaches its peaks in the production of theoretical or empirical papers, it will not stay there for long, since these equilibria are structurally unstable. Thus, we are able to provide some formal insights into the seesaw between empirics and theory. The concluding section follows.

5 Conclusion

The quantity and nature of academic economics research have changed over time, with an apparent seesaw or swing between theoretical and empirical research. Several scholars have noted the trends towards greater mathematization in economics and other social sciences, with the period around World War II being a notable turning point (Weintraub (2017, 2002), Leonard (2010), Weintraub and Mirowski (1994), O'Rand (1992)). Over time, the relative composition of empirical versus theory in academic journals has changed (seesawed) due to changes in the structure of publishing markets (number of journals, concentration, entry of new journals via the internet, etc.) and changes in the technology of producing articles (see Besancenot and Vranceanu (2017), Goel and Rich (2005)). While publishing trends have been noted in several studies (e.g., Angrist et al., (2017), Card and DellaVigna (2013), Ellison

(2002)), a formal framework to understand the relative empirical paper versus theory papers distribution has been lacking and this paper attempts to provide some insights.

Theoretical and empirical research, although not always clearly separable, are sequential stages of the research process, where theories are tested with relevant data over time. Thus, encouragement of both is crucial for policymakers, although the incentives of research producers (i.e., researchers) might be skewed in the favor of one or the other, partly due to environmental (technological) factors.

Whereas different dimensions of the process of research have been considered in the literature (Card and DellaVigna (2013), Ellison (2002), Faria (2002), Goel and Rich (2005), Kelly and Bruestle (2011), Quaglione et al., (2015)), formal insights into the composition and swings in economics research between theory and empirics have been missing. Traditionally, theory and empirics have been viewed as somewhat sequential, with theory preceding empirics, and empirical research over time trying to refute different theories, pending data, and computational developments.

This seesaw between empirical and theoretical research, based partly on the nature of the underlying technology of producing empirical research, would benefit from empirical validation over time. However, a key shortcoming is likely to be the inability to quantify the different qualitative dimensions of the technological change impacting the production of research. For instance, machine learning, AI, and big data might change things in unexpected ways - increase or decrease opaqueness/transparency, replication, and research concentration.

This paper constructs a theoretical model to understand the incentives of researchers to focus on the production of theoretical versus empirical papers. The model, showing the tradeoff between empirical and theoretical papers, has two equilibria, one with a higher proportion of theoretical papers and another with a higher proportion of empirical papers. Curiously, the equilibrium with a higher proportion of theoretical papers is stable, while the one with more empirical papers is a saddle point. A stylized consideration of the formal model shows that the equilibrium between empirical and theoretical papers rests on the relative growth rate of theory papers and the competition rate of empirical papers. As the relative size of these dimensions changes over time, a seesaw in the balance of theory and empirics can occur. This suggests that the current trend of increasing empirical research in economics is likely not going to last in the long run.

In addition, we study a particular equilibria when economics reaches either the maximum number of theoretical or empirical papers. We show that these equilibria are structurally unstable, indicating that whenever economics achieves the highest number of empirical or theoretical papers published per unit of time, it will not remain there. This suggests that there will be always some balance over time between empirical and theoretical research in our field.

The short-term instability or seesaw, however, while somewhat unsettling for policymakers, looking for quick, specific guidance from economists, bodes well for budding scholars entering the profession - they can follow their perceived or realized comparative advantage to be a theorist or an empiricist. Even if there may be a current imbalance in theory over empirics in the papers published, it would likely change over time. This seesaw also allows some flexibility to decision-makers in disproportionately allocating (justifying allocations) funds for one type of research over the other. These novel findings have implications for the allocation of research resources as well as for the dissemination of knowledge over time.

APPENDIX

Classification of Economics Articles Published Over Time

Articles published in two reputed international economics journals, *Economica* and *Economic Inquiry*, are classified in the tables below as follows:

Theory = number of articles with only mathematical models

Empirical = number of purely empirical articles (articles without a theoretical model, only econometric analysis utilizing data)

Theory-Empirical = number of articles that have theory and empirics

None = number of articles that are neither empirical nor theoretical (e.g., experimental economics, history)

Total = total number of articles per journal issue, excluding Notes and Comments

%Empirical = percentage of empirical articles in the journal issue .

Table A1a. *Economica* 1959-1989

Year	1959	1964	1966	1969	1970	1974	1976	1979	1980	1984	1986	1989
Month	May	Nov	Feb	May	Aug	Nov	Feb	May	Aug	Nov	Feb	May
Volume (Issue)	26(102)	31(124)	33(129)	36(142)	37(147)	41(164)	43(169)	46(182)	47(187)	51(204)	53(209)	56(222)
Total	5	6	6	4	6	8	8	7	6	8	9	8
Empirical	0	1	1	1	2	0	2	1	1	2	3	4
Theory	4	4	2	3	2	7	6	6	3	3	3	4
Theory-Empirical	0	0	1	0	0	0	0	0	1	3	1	0
None	1	1	2	0	2	1	0	0	1	0	2	0
%Empirical	0%	16%	16%	25%	16%	0%	25%	14%	16%	25%	33%	50%

Table A1b. *Economica* 1959-1989

Year	1990	1994	1996	1999	2000	2004	2006	2009	2010	2014	2016	2019
Month	Aug	Nov	Feb	May	Aug	Nov	Feb	May	Aug	Nov	Feb	May
Volume (Issue)	57(227)	61(244)	63(249)	66(262)	67(267)	71(284)	73(289)	76(302)	77(307)	81(324)	83(329)	86(342)
Total	8	6	9	7	7	9	7	10	8	8	6	7
Empirical	1	1	2	1	2	2	5	2	5	4	1	2
Theory	6	3	7	3	4	7	2	6	1	1	4	1
Theory-Empirical	1	2	0	2	1	0	0	1	1	2	1	4
None	0	0	0	1	0	0	0	1	1	1	0	0
%Empirical	12%	16%	22%	14%	28%	22%	71%	20%	63%	50%	17%	28%

Table A2a. Economic Inquiry 1974-1994

Year Month	1974 Jun	1974 Dec	1979 Apr	1979 Oct	1980 Apr	1980 Oct	1984 Apr	1984 Oct	1989 Apr	1989 Oct	1990 Apr	1990 Oct	1994 Apr	1994 Oct
Volume (Issue)	12(2)	12(4)	17(2)	17(4)	18(2)	18(4)	22(2)	22(4)	27(2)	27(4)	28(2)	28(4)	32(2)	32(4)
Total	11	10	7	8	12	11	10	13	9	10	12	11	12	10
Empirical	2	2	2	3	1	5	4	3	4	5	6	5	3	2
Theory	7	8	3	4	7	4	6	5	2	4	3	4	8	4
Theory-Empirical	1	0	2	1	1	0	0	4	2	1	2	1	1	3
None	1	0	0	0	3	2	0	1	1	0	1	1	0	1
%Empirical	18%	20%	29%	38%	8%	45%	40%	23%	44%	50%	50%	45%	25%	20%

Table A2b. Economic Inquiry 1999-2019

Year Month	1999 Apr	1999 Oct	2000 Apr	2000 Oct	2004 Apr	2004 Oct	2009 Apr	2009 Oct	2010 Apr	2010 Oct	2014 Apr	2014 Oct	2019 Apr	2019 Oct
Volume (Issue)	37(2)	37(4)	38(2)	38(4)	42(2)	42(4)	47(2)	47(4)	48(2)	48(4)	52(2)	52(4)	57(2)	57(4)
Total	12	9	13	12	13	14	14	16	16	19	28	17	24	21
Empirical	7	4	8	5	6	6	7	8	6	12	10	10	14	10
Theory	1	0	2	3	1	7	5	6	4	5	9	2	4	3
Theory-Empirical	3	3	3	4	4	1	2	2	3	2	4	2	3	4
None	1	2	0	0	2	0	0	0	3	0	5	3	3	4
%Empirical	58%	44%	62%	42%	46%	43%	50%	50%	38%	63%	36%	59%	58%	48%

REFERENCES

- Angrist, J.D., and J.-S. Pischke (2010). The credibility revolution in empirical economics: How better research design is taking the con out of econometrics. *Journal of Economic Perspectives* 24(2): 3–30.
- Angrist, J.D., P. Azoulay, G. Ellison, R. Hill, and S.F. Lu (2017). Economic research evolves: Fields and styles. *American Economic Review* 107(5): 293–297.
- Besancenot, D., K.V. Huynh, and J.R. Faria (2012). Search and research: The influence of editorial board on journals' quality. *Theory and Decision* 73: 687–702.
- Besancenot, D., and R. Vranceanu (2017). A model of scholarly publishing with hybrid academic journals. *Theory and Decision* 82: 131–150.
- Brodeur, A., M. Lé, M. Sangnier, and Y. Zylberberg (2016). Star wars: The empirics strike back. *American Economic Journal: Applied Economics* 8(1): 1–32.
- Card, D., and S. DellaVigna (2013). Nine facts about top journals in economics. *Journal of Economic Literature* 51(1): 144–161.
- Card, D., and S. DellaVigna (2014). Page limits on economics articles: Evidence from two journals. *Journal of Economic Perspectives* 28(3): 149–168.
- Carillo, M.R., and E. Papagni (2013). Is the 'Globalization' of science always good for scientific productivity and economic growth? *Metroeconomica* 64(4): 607–644.
- Ellison, G. (2002). The slowdown of the economics publishing process. *Journal of Political Economy* 110(5): 947–993.
- Düppe, T., and E. R. Weintraub (2014). *Finding Equilibrium: Arrow, Debreu, McKenzie and the Problem of Scientific Credit*. Princeton, NJ: Princeton University Press.
- Faria, J.R. (2002). Scientific, business and political networks in academia. *Research in Economics* 56(2): 187–198.
- Faria, J.R. (2005). The game academics play: Editors versus authors. *Bulletin of Economic Research* 57(1): 1–12.
- Faria, J.R., D. Besancenot, and A. Novak (2011). Paradigm depletion, knowledge production and research effort: Considering Thomas Kuhn's ideas. *Metroeconomica* 62(4): 587–604.
- Faria, J.R., S.B. Caudill, D.M. Gropper, and F.G. Mixon (2022). Negotiation and bargaining power in the determination of administrative wages in academe. *Managerial and Decision Economics* 43(7): 2935–2940.
- Faria, J.R., F.G. Mixon, and K.P. Upadhyaya (2018). Editor reputation and journal quality: The case of regional association journals. *B.E. Journal of Economic Analysis and Policy* 18(1): 20170099.
- Goel, R.K. (2006). The game academics play: Comment. *Bulletin of Economic Research* 58(1): 19–23.
- Goel, R.K., and J.R. Faria (2007). Proliferation of academic journals: Effects on the research quantity and quality. *Metroeconomica* 58(4): 536–549.
- Goel, R.K., and D.P. Rich (2005). Organization of markets for science and technology. *Journal of Institutional and Theoretical Economics* 161(1): 1–17.
- Gordon, N., T. Morton, and I. Braden (1974). Faculty salaries: Is there discrimination by sex, race, and discipline? *American Economic Review* 64(3): 419–427.

- Hamermesh, D.S. (2013). Six decades of top economics publishing: Who and how? *Journal of Economic Literature* 51(1): 162–172.
- Heckman, J.J., and S. Moktan (2020). Publishing and promotion in economics: The tyranny of the top five. *Journal of Economic Literature* 58(2): 419–470.
- Hodgson, G.M., and H. Rothman (1999). The editors and authors of economics journals: A case of institutional oligopoly? *Economic Journal* 109(453): F165–F186.
- Hilmer, M.J., and C.E. Hilmer (2011). Do editors favor their students' work? A test of undue favoritism in top Economics Journals. *Economics Bulletin* 31(1): 53–65.
- Huntington-Klein, N., A. Arenas, E. Beam, M. Bertoni, J.R. Bloem, P. Burli, N. Chen, P. Grieco, G. Ekpe, T. Pugatch, M. Saavedra, and Y. Stopnitzky (2021). The influence of hidden researcher decisions in applied microeconomics. *Economic Inquiry* 59(3): 944–960.
- Ioannidis, J., and C. Doucouliagos (2013). What's to know about the credibility of empirical economics? *Journal of Economic Surveys* 27(5): 997–1004.
- Ioannidis, J.P.A., T.D. Stanley, and H. Doucouliagos (2017). The power of bias in economics research. *Economic Journal* 127(605): F236–F265.
- Kelly, M.A., and S. Bruestle (2011). Trends of subjects published in economics journals 1969–2007. *Economic Inquiry* 49(3): 658–673.
- Kocher, M.G., and M. Sutter (2001). The institutional concentration of authors in top journals of economics during the last two decades. *Economic Journal* 111(472): 405–421.
- Kuhn, T.S. (1962). *The Structure of Scientific Revolutions*. Chicago, IL: University of Chicago Press.
- Leamer, E.E. (1983). Let's take the con out of econometrics. *American Economic Review* 73(1): 31–43.
- Leonard, R. (2010). *Von Neumann, Morgenstern, and the Creation of Game Theory: From Chess to Social Science, 1900–1960*. Cambridge: Cambridge University Press.
- Mixon, F.G. Jr., and L.J. Treviño (2005). Is there gender discrimination in named professorships? An econometric analysis of economics departments in the U.S. South. *Applied Economics* 37(8): 849–854.
- O'Rand, A.M. (1992). Mathematizing social science in the 1950s: The early development and diffusion of game theory. *History of Political Economy* 24(Supplement): 177–204.
- Popper, K. (1963). *2002 Conjectures and Refutations*. London: Routledge.
- Quaglione, D., A. Muscio, and G. Vallanti (2015). The two sides of academic research: Do basic and applied activities complement each other? *Economics of Innovation and New Technology* 24(7): 660–681.
- Samuelson, P.A. (1952). Economic theory and mathematics: An appraisal. *American Economic Review* 42(2): 56–66.
- Scotchmer, S. (1991). Standing on the shoulders of giants: Cumulative research and the patent law. *Journal of Economic Perspectives* 5(1): 29–41.
- Szenberg, M., A.A. Gottesman, L. Ramrattan, and J.E. Stiglitz (2005). *Paul Samuelson: On Being an Economist*. New York: Jorge Pinto Books.
- Weintraub, E.R. (2002). *How Economics Became a Mathematical Science*. Durham, NC: Duke University Press.
- Weintraub, E.R. (2017). McCarthyism and the mathematization of economics. *Journal of the History of Economic Thought* 39(4): 571–597.

Weintraub, E.R., and P. Mirowski (1994). The pure and the applied: Bourbakism comes to mathematical economics. *Science in Context* 7(2): 245–272.

Winkler, A., S. Levin, and P. Stephan (2010). The diffusion of IT in higher education: publishing productivity of academic life scientists. *Economics of Innovation and New Technology* 19(5): 481–503.