

Coufalová, Lucie; Mikula, Štěpán

Working Paper

The Grass Is Not Greener on the Other Side: The Role of Attention in Voting Behaviour

MUNI ECON Working Paper, No. 2022-08

Provided in Cooperation with:

Masaryk University, Faculty of Economics and Administration

Suggested Citation: Coufalová, Lucie; Mikula, Štěpán (2022) : The Grass Is Not Greener on the Other Side: The Role of Attention in Voting Behaviour, MUNI ECON Working Paper, No. 2022-08, Masaryk University, Faculty of Economics and Administration, Brno, https://doi.org/10.5817/WP_MUNI_ECON_2022-08

This Version is available at:

<https://hdl.handle.net/10419/267970>

Standard-Nutzungsbedingungen:

Die Dokumente auf EconStor dürfen zu eigenen wissenschaftlichen Zwecken und zum Privatgebrauch gespeichert und kopiert werden.

Sie dürfen die Dokumente nicht für öffentliche oder kommerzielle Zwecke vervielfältigen, öffentlich ausstellen, öffentlich zugänglich machen, vertreiben oder anderweitig nutzen.

Sofern die Verfasser die Dokumente unter Open-Content-Lizenzen (insbesondere CC-Lizenzen) zur Verfügung gestellt haben sollten, gelten abweichend von diesen Nutzungsbedingungen die in der dort genannten Lizenz gewährten Nutzungsrechte.

Terms of use:

Documents in EconStor may be saved and copied for your personal and scholarly purposes.

You are not to copy documents for public or commercial purposes, to exhibit the documents publicly, to make them publicly available on the internet, or to distribute or otherwise use the documents in public.

If the documents have been made available under an Open Content Licence (especially Creative Commons Licences), you may exercise further usage rights as specified in the indicated licence.

The Grass Is Not Greener on the Other Side: The Role of Attention in Voting Behaviour

The Grass Is Not Greener on the Other Side: The Role of Attention in Voting Behaviour

Abstract

The effect of ranking and the effect of attention both increase the chances that candidates running in the top positions of electoral lists will win voters' support. We exploit a variation in ballot layout (the location of the break between the first and second sides of the ballot) in the 2006–2017 Czech parliamentary elections to disentangle these effects and identify the effect of attention. We show that being listed on the reverse side of the ballot paper decreases electoral support by at least 50%.

Masaryk University
Faculty of Economics and Administration

Authors:
Lucie Coufalová / Masaryk University, Brno
Štěpán Mikula / Masaryk University, Brno

Contact: lucie.coufalova@econ.muni.cz, stepan.mikula@econ.muni.cz
Creation date: 2021-06-06
Revision date:

Keywords: voting behavior; attention; preferential voting; Czech parliamentary elections
JEL classification: D72, D91, P16

Citation:
Coufalová, L., Mikula, Š. 2022. *The Grass Is Not Greener on the Other Side: The Role of Attention in Voting Behaviour*. MUNI ECON Working Paper n. 2022-08. Brno: Masaryk University.

The Grass Is Not Greener on the Other Side: The Role of Attention in Voting Behaviour*

Lucie Coufalová^{†a} and Štěpán Mikula^{‡a}

^aMasaryk University, Brno, Czech Republic

June 6, 2022

The *effect of ranking* and the *effect of attention* both increase the chances that candidates running in the top positions of electoral lists will win voters' support. We exploit a variation in ballot layout (the location of the break between the first and second sides of the ballot) in the 2006–2017 Czech parliamentary elections to disentangle these effects and identify the effect of attention. We show that being listed on the reverse side of the ballot paper decreases electoral support by at least 50%.

Keywords: voting behavior; attention; preferential voting; Czech parliamentary elections

JEL Codes: D72, D91, P16

*Financial support via a joint grant from the Czech Science Foundation and the Austrian Science Fund (GF20-18033L) is gratefully acknowledged. We thank Michal Ševčík, Onřej Zlatníček, and Dagmar Gallisová for excellent research assistance.

[†]Address: Masaryk University, Lipová 41a, 60200 Brno, Czech Republic. Email: lucie.coufalova@econ.muni.cz.

[‡]Corresponding author. Address: Masaryk University, Lipová 41a, 60200 Brno, Czech Republic. Email: stepan.mikula@econ.muni.cz.

1 Introduction

Who do voters vote for? The empirical literature shows that candidates whose names are listed in the top positions on the ballot paper are more likely to win voters' support (see, e.g., Geys and Heyndels 2003; Lutz 2010; Chen et al. 2014; Kim et al. 2015; Marcinkiewicz and Stegmaier 2015; Blom-Hansen et al. 2016; Däubler and Rudolph 2020). The literature provides two complementary hypotheses to explain this phenomenon: the *effect of ranking* and the *effect of attention*. As both these effects work in the same direction it is challenging to disentangle them. In this paper we estimate the local effect of attention by exploiting an exogenous variation in ballot layout in Czech parliamentary elections.

The effect of ranking refers to a spatial phenomenon which can be explained as *up means good* (Tourangeau et al. 2013), i.e. that people use the position of an item as a simplifying cue for assessing its quality, with higher positions indicating higher quality. In the same vein, voters may perceive the order of candidates on the electoral list as a signal from the party about the candidate's abilities and tend to support those who are listed in top positions (Lutz 2010; Marcinkiewicz and Stegmaier 2015; Jurajda and München 2015; Blom-Hansen et al. 2016; Söderlund et al. 2021).

However, the fact that front-runner candidates receive more votes may also be due to the effect of attention, which suggests that reading electoral lists poses great cognitive demands on voters and makes the decision-making process enormously complex (for instance Kim et al. 2015; Augenblick and Nicholson 2016; Seib 2016). When reading a list, people tend to remember and process the information presented at the start of the list better than information in the middle or at the end. This cognitive bias extends to voting behavior (Kim et al. 2015). Voters' mental abilities and cognitive effort are limited and so the lower down the list they read, the less attention they pay to the candidates and the less likely they are to support them (Miller and Krosnick 1998; Lutz 2010). This mental fatigue effect depends to a large extent on the length of the ballot paper (Seib 2016; Augenblick and Nicholson 2016). For example, Augenblick and Nicholson (2016) show that as the number of decisions increases, voters tend to rely more heavily on simplifying cues or directly abstain. Kim et al. (2015) find that the magnitude of the top ballot position effect is moderated by several factors, such as the information available to the voter, the ambivalence of the choice, the voter's cognitive skills and the effort he or she devotes to the election, etc.

In this paper we exploit variation in the ballot layout in Czech parliamentary elections to identify the effect of attention on electoral support for individual candidates. In parliamentary elections, voters in the Czech Republic cast a ballot for to a single political party, but they can also give preferential votes to up to four of the candidates listed on that ballot. The ranking of candidates on the ballot is not random but the electoral list is

often (in 34% of cases in 2006–2017) too long to fit on one side of the ballot paper. As we demonstrate in Section 2 the exact location of the break in the electoral list between candidates listed on the front and reverse sides of the ballot could be considered as good as random. Checking the other side of the ballot for potentially more suitable candidates requires additional effort—i.e. additional use of cognitive abilities (attention)—while the voter is already suffering from mental fatigue. By comparing the number of preferential votes received by candidates listed in positions close to the page break, we show that being listed on the reverse side of the ballot decreases electoral support by at least 50%.

As we concentrate on the cut between the first and second pages of the ballot paper, we also add to the literature on ballot layout (Geys and Heyndels 2003; Ho and Imai 2006; Blom-Hansen et al. 2016). In the paper closest to ours, Ho and Imai (2006) use data on a 2003 California recall election where the ordering of candidates was (imperfectly) randomized across a ballot with multiple pages. They find that being listed on the first page brings over 40% increase in vote shares for minor candidates. Our setting enables us to estimate the effect of attention within party and constituency and therefore to take into account ideological and other differences among parties and their supporters.

Moreover, our contribution links the voting literature to more general research on how presentation order affects choice (see for example Kim et al. 2015). In their experimental setting on how internet survey respondents behave, Tourangeau et al. (2013) show that people use the vertical position of the item on the screen as a simplifying cue in evaluating it. Englund and Hellström (2012) observe presentation-order effects in preference judgment also in horizontal ordering. Similarly Berger (2016) shows that, as a consequence of attention and memory, the position of an article in a journal issue affects the number of citations it receives. Last but not least, this effect has also been observed in product taste tests (Dean 1980; Mantonakis et al. 2009). Our results corroborate that the order in which information is presented plays an important role in forming people’s impressions of it.

2 Parliamentary elections

In the elections to the lower chamber of the Parliament of the Czech Republic, 200 deputies are chosen in a party-list proportional representation system every four years. Parties set a unique electoral list for each of the constituencies, which match the country's 14 administrative regions (*kraj*). The maximum number of candidates on the electoral list is specific for each constituency and ranges between 14 and 36¹. Political parties have no motivation to nominate fewer candidates than the legally set maximum for each constituency, since additional candidates could attract additional voters. In total they nominate up to 343 candidates, who are selected and ordered via the political parties' own internal procedures. The order in which candidates appear on the electoral list is important as it affects how the seats are allocated.

Voters can affect the order of candidates on the electoral list using preferential voting. The system of preferential voting is common in European countries, but takes various forms. In the Czech system, each voter can assign a preferential vote to up to four candidates on the electoral list by marking their number on the ballot paper. If the number of preference votes for a candidate exceeds 5% of the total number of votes her party received, she is re-ranked to the top of the electoral list.

The system of preferential voting was introduced in 1990 with first free elections after the fall of the communist regime. In 2006 there were 0.4 preferential votes per ballot cast. The subsequent elections in 2010 set a record in our estimation sample with 0.7 preferential votes per ballot cast and the share of preferential votes did not drop below 0.5 for the remainder of the observation period. The preferential votes substantially affected the election outcomes: between 2006 and 2017, 14% of deputies were elected as a result of the preferential votes they received.

There is one A5-sized printed ballot paper for each political party and constituency. 34% ($n = 379$) of ballots in parliamentary elections held between 2006 and 2017 contained electoral lists that were too long to fit on the front side of the ballot paper. In these cases the list of candidates continued on the reverse side of the ballot paper (for an example see Figure 3 in the Appendix). The number of candidates listed on each side of the ballot and, therefore, the location of the page turn within the list is determined by many factors, such as the length of the party name, the length of the description of individual candidates (i.e. their ranking on the ballot, name, age, occupation, municipality of residence, and political

1. The constituencies (regions) and the maximum number of candidates set by law for each are: Prague (36), Moravian-Silesian (36), Central Bohemian (34), South Moravian (34), Ústí nad Labem (26), Olomouc (23), South Bohemian (22), Zlín (22), Plzeň (20), Hradec Králové (20), Vysočina (20), Pardubice (19), Liberec (17), and Karlovy Vary (14).

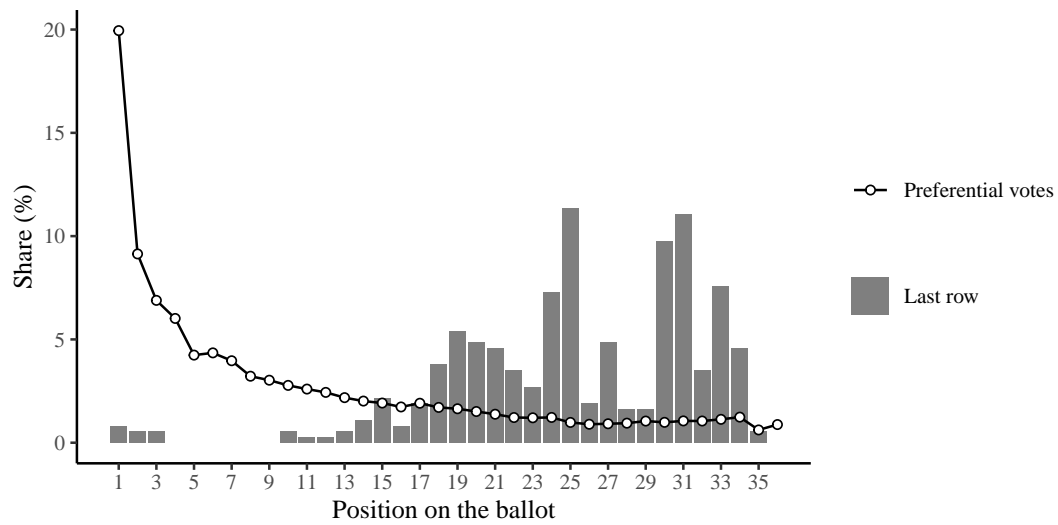


Figure 1: Distribution of preferential votes and last row number on the front side of the ballot over the position on the ballot

Note: Sample contains only double-sided ballots from the 2006, 2010, 2013, 2017 parliamentary elections with at least one candidate listed on each side of the ballot.

party affiliation) or other typographic settings such as the size of the margins that may differ by region. Naturally, the page break is more likely to occur at lower positions in the electoral list (see Figure 1).²

Data suggest that political parties do not optimize the composition of the electoral list with respect to the location of the break: the candidates listed just before the page break do not differ (at 5% level) from those listed just after it in gender, age, education, or occupation (see Table 1). The only difference significant at the 10% level is a difference in the share of candidates holding academic degrees without direct equivalents in the Czech education system (such as MBA, LLM, etc.). These are 1.3% more likely to occur on the front side.³ Both parties and candidates also have little motivation to optimize the ranking in the close proximity of the page break, as no candidate listed immediately before or after the page break was elected in any of the 2006–2017 elections. Moreover, it would be difficult for the parties and individual candidates to guess the exact location of the page break in advance as this varies within parties (see Figure 5a in the Appendix) as well as within constituencies (see Figure 5b in the Appendix).

This evidence shows that even though the location of the break is not intentionally randomized, it can be considered as good as random.

2. Figure 1 also shows extreme cases when there were only few candidates on the front side of the ballot. These come from a party that included its manifesto within its name (see Appendix Figure 4). This party was never elected to Parliament.

3. For details on variables description and data sources see Section 4.

Table 1: Descriptive statistics and balance tests at the page break

	Candidate		Difference in in means (2) – (1)
	last on the front side	first on the reverse side	
	(1)	(2)	(3)
Age (years)	45.042 (13.060)	45.665 (14.084)	0.623
Male (= 1)	0.689 (0.464)	0.718 (0.451)	0.029
Education (ISCED 5, = 1) <i>Short-cycle tertiary education</i>	0.011 (0.102)	0.016 (0.125)	0.005
Education (ISCED 6, = 1) <i>Bachelor's or equivalent</i>	0.045 (0.207)	0.050 (0.219)	0.005
Education (ISCED 7, = 1) <i>Master's or equivalent</i>	0.354 (0.479)	0.317 (0.466)	–0.037
Education (ISCED 8, = 1) <i>Doctorate or equivalent</i>	0.024 (0.152)	0.032 (0.175)	0.008
Education (other tertiary, = 1)	0.018 (0.135)	0.005 (0.073)	–0.013*
Occupation (ISCO 1, = 1) <i>Managers</i>	0.206 (0.405)	0.211 (0.409)	0.005
Occupation (ISCO 2, = 1) <i>Professional</i>	0.230 (0.421)	0.206 (0.405)	–0.024
Occupation (ISCO 3, = 1) <i>Technicians and associate professionals</i>	0.187 (0.391)	0.203 (0.403)	0.016
Occupation (ISCO 4, = 1) <i>Clerical support workers</i>	0.063 (0.244)	0.045 (0.207)	–0.018
Occupation (ISCO 5, = 1) <i>Service and sales workers</i>	0.026 (0.160)	0.045 (0.207)	0.018
Occupation (ISCO 6, = 1) <i>Skilled agricultural, forestry and fishery workers</i>	0.008 (0.089)	0.016 (0.125)	0.008
Occupation (ISCO 7, = 1) <i>Craft and related trades workers</i>	0.055 (0.229)	0.055 (0.229)	0.000
Occupation (ISCO 8, = 1) <i>Plant and machine operators, and assemblers</i>	0.042 (0.201)	0.037 (0.189)	–0.005
Occupation (ISCO 9, = 1) <i>Elementary occupations</i>	0.005 (0.073)	0.000 (0.000)	–0.005
Occupation (Unclassified in ISCO, = 1)	0.177 (0.382)	0.182 (0.386)	0.005
Observations	379	379	

Notes: Columns (1) and (2) contain means and standard errors in parentheses. Column (3) reports difference in means and p -values from the t -test: *, ** and *** denote statistical significance at 10%, 5% and 1%. Sample is limited to the baseline estimation sample.

3 Identification strategy and empirical specification

The literature suggests that voters tend to support candidates who rank higher on the electoral list as they (a) consider them more capable of holding the office, and (b) pay them greater attention, since reading electoral lists is costly. These factors jointly lead to the number of preferential votes being non-increasing in position on the electoral list (see Figure 1).

In this paper we aim to identify the effect of attention on the number of preferential votes received by exploiting the discontinuity at the break between the front and reverse side of the ballot paper. If (I) the page break is located randomly, and (II) candidates' list position does not affect the number of preferential votes received at the page break, then the discontinuity identifies the local effect of attention.

We estimate the effect of attention using data on candidates listed in positions immediately before and after the page break in the following empirical specification:

$$\log(E(pv_{cB})) = \gamma bs_{cB} + \beta \mathbf{X}_{cB} + \log(v_B) + \theta_B + \kappa_B \quad (1)$$

where pv is the number of preferential votes received by candidate c running on electoral list (ballot) B . Coefficient γ is an indicator variable for the reverse side of the ballot (bs) identifies the effect of attention.

We also include a vector (\mathbf{X}) of individual characteristics of the candidate that may affect electoral support: age, occupation, education, and gender. Variable v is an offset variable that captures the number of ballots cast for the respective party. It is effectively the maximum number of preferential votes the candidate can receive.

The empirical specification also includes a set of fixed effects. The fixed effect κ_B for the number of candidates on the ballot list, as a lower number of candidates *per se* increases the probability of any single candidate receiving a preferential vote. Most importantly the specification (1) contains a full set of ballot fixed effects (θ_B) including a constant that controls for popularity and characteristics of the party in question and of the election in question. The ballot fixed effects ensure that the attention effect is estimated within ballot.

We estimate regression (1) with Poisson Pseudo-Maximum Likelihood, which accounts for potential overdispersion. For all estimates we cluster robust standard errors by ballot. We exclude observations that have a fixed effect with perfect fit.

4 Data and descriptive evidence

The primary data set used in our empirical analysis is an electoral database⁴ which contains candidates' rankings (i.e. positions on the ballot paper) and secondary information on candidates that was made available to voters on the ballot (name, age, political party affiliation, occupation, municipality of residency)⁵ along with electoral outcomes, including the number of preferential votes received.

The electoral database contains exact data on the ages of the candidates, which we classify into seven categories (18–29, 30–39, 40–49, 50–59, 60–69, 70–79, 80–89). Candidates list one or more occupations on the ballot. We manually encoded these occupations according to ISCO classification into 11 categories. In addition to ISCO level 1 we also use a special category for “occupations” that are not listed in ISCO such as “*student*”, “*mother*”, or “*retiree*”. If a candidate listed more than one occupation on the ballot, we use the first one.

Information on education and gender must be inferred from the name and candidate description. Tertiary education is signaled by the presence of academic titles, which are commonly used in formal communication (written and spoken) in the Czech Republic. We use academic titles to classify candidates into four categories that correspond to the levels of education defined by the International Standard Classification of Education (ISCED). In addition to ISCED 5 (Short-cycle tertiary education), 6 (Bachelor's or equivalent), 7 (Master's or equivalent), and 8 (Doctorate or equivalent) we also define a special category “other tertiary” for graduate degrees that are not traditional in the Czech Republic and have no close equivalent (such as MBA, LLM, etc.). The Czech academic titles “*profesor*” and “*docent*” (titles associated with the positions of full and associate professor) are added into the ISCED 8 category. Candidate can be classified in multiple education categories simultaneously.

We infer candidates' gender using their first names. We match the name listed in the electoral database with a database published by the Ministry of the Interior of the Czech Republic, which includes the frequency of each name for each gender.⁶ We assign each candidate the gender that is more frequent for his/her first name. This is a reliable measure as the Czech Republic is highly linguistically and ethnically homogeneous⁷ and first names commonly given to both genders are rare.

4. The electoral database is publicly available at <https://volby.cz/opendata/opendata.htm>.

5. For an example of a ballot see annotated Figure 3 in the Appendix.

6. This database is not available any more due to GDPR. We use the version that was released in 2015.

7. Over 91% of respondents who filled in nationality in the 2011 Census self-assigned to Czech nationality or to nationalities related to the Czech lands (these nationalities do not differ in culture and language from the majority).

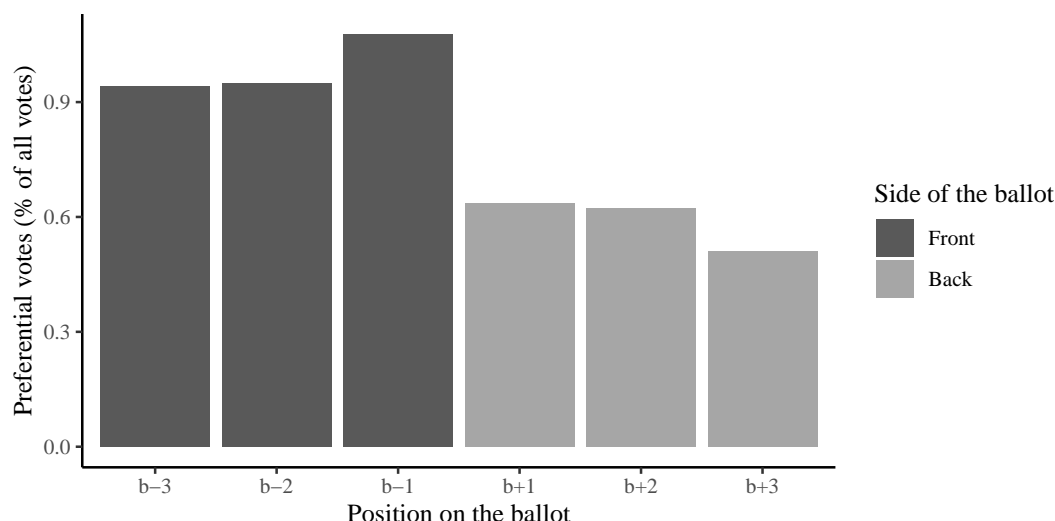


Figure 2: Position of the front side's last row on the ballot

Note: Sample contains only double-sided ballots from the 2006, 2010, 2013, 2017 parliamentary elections with at least one candidate listed on each side of the ballot. The percentage of preferential votes is calculated as the number of preferential votes received divided by the total number of votes cast for all parties.

We augment the electoral database with hand-collected data on ballot layout—specifically, we add the number of the last candidate printed on the front side of each ballot.

The resulting database contains constituency-level data for elections to the lower house of the Czech Parliament that took place in 2006, 2010, 2013, and 2017, all of which followed the same set of rules regarding preferential voting. In the first step we restrict the primary estimation sample to 379 (34%) ballots with at least one candidate on both sides of the ballot. The primary estimation sample is further limited to candidates that were either last on the front side or first on the second side of the ballot. For instance the ballot depicted in Figure 3 in the Appendix is represented by data on candidates number 33 and 34 in our estimation sample.

Figure 2 depicts the number of preferential votes received by candidates located in the close proximity of the page break between the front and reverse sides of the ballot paper (b). The differences in numbers of preferential votes between neighbouring positions on the same side of the ballot list are small, suggesting the validity of our identification assumption that ranking should not play any role in the proximity of the break (for a test see placebo estimates in Section 5). However, there is a clear difference between the number of preferential votes received by the last candidate listed on the front side of the ballot paper ($b - 1$) and the first candidate on the reverse side ($b + 1$). On average, the $b - 1$ candidate received 328.0 votes while the $b + 1$ candidate received just 193.9 votes. The

t -test indicates that this difference of 134.1 votes (i.e. 41%) is statistically significant at the 1% level.

5 Results

Table 2 contains estimates of regression (1) with the inclusion of various covariates and fixed effects. The specification in column (1) contains only the variable of interest and the ballot fixed effect. In column (2) we add other covariates and fixed effects with the exception of occupation categories, which are likely to be more noisy than the other variables due to their manual coding into ISCO classifications. Finally, in column (3) we report the specification with all covariates and fixed effects.

Our estimates of the coefficient of interest are comparable across specifications and imply that being listed on the reverse side of the ballot causes a substantial reduction in preferential votes received by 67.2–72.6%.

Table 2: Effect of attention on electoral support

	Dependent variable: Number of preferential votes (log)					
	Specification					
	Baseline ($b - 1$ vs $b + 1$)			Adjusted ($b - 2$ vs $b + 1$)		
	(1)	(2)	(3)	(4)	(5)	(6)
Reverse side (= 1)	-0.526*** (0.085)	-0.514*** (0.090)	-0.546*** (0.096)	-0.405*** (0.075)	-0.439*** (0.063)	-0.474*** (0.058)
Ballot FE	Yes	Yes	Yes	Yes	Yes	Yes
Education category		Yes	Yes		Yes	Yes
Age category		Yes	Yes		Yes	Yes
Gender (male)		Yes	Yes		Yes	Yes
Ballot length FE		Yes	Yes		Yes	Yes
Occupation			Yes			Yes
Observations	758	758	758	750	750	750

Notes: The table contains estimates of the coefficient of interest (γ) from Equation (1). Standard errors clustered by ballot are in parentheses: *, ** and *** denote statistical significance at 10%, 5% and 1%. The sample contains only double-sided ballots with at least one candidate listed on each sides of the ballot paper. Observations for which a fixed effect with perfect fit was identified are excluded from the sample.

Assuming that the location of the page break within the candidate list is (as good as) random, the interpretation of our estimates depends on the validity of our second identification assumption. The coefficient for the indicator variable for candidates listed on the reverse side of the ballot paper identifies the local effect of attention only if the ranking of candidates at the break point plays no role.

We test this assumption in falsification (placebo) tests where we artificially shift the true location of the break by up to 2 positions in both directions and re-estimate the regression (1) using the placebo break. If ranking plays a role in preferential voting in proximity to the true break, the placebo estimates should yield negative and significant coefficients γ .

Table 3: Effect of attention: Placebo estimates

	Dependent variable: Number of preferential votes (log)		
	(1)	(2)	(3)
<i>Placebo shift: Two positions upwards ($b - 3$ vs $b - 2$)</i>			
Placebo reverse side (= 1)	0.008 (0.069)	0.077 (0.050)	0.055 (0.043)
<i>Placebo shift: One position upwards ($b - 2$ vs $b - 1$)</i>			
Placebo reverse side (= 1)	0.118** (0.050)	0.082 (0.054)	0.104* (0.054)
<i>Placebo shift: One position downwards ($b + 1$ vs $b + 2$)</i>			
Placebo reverse side (= 1)	0.026 (0.088)	-0.028 (0.096)	-0.037 (0.083)
<i>Placebo shift: Two positions downwards ($b + 2$ vs $b + 3$)</i>			
Placebo reverse side (= 1)	-0.038 (0.082)	-0.042 (0.086)	0.056 (0.081)
Ballot FE	Yes	Yes	Yes
Education category		Yes	Yes
Age category		Yes	Yes
Gender (male)		Yes	Yes
Ballot length FE		Yes	Yes
Occupation			Yes

Notes: The table contains estimates of the coefficient of interest (γ) from Equation (1). Standard errors clustered by ballot are in parentheses: *, ** and *** denote statistical significance at 10%, 5% and 1%. The sample contains only double-sided ballots included in the primary estimation sample, which have at least one candidate listed on each (placebo) side of the ballot. In placebo estimates the position of the page break (b) is shifted by up to two positions in both directions. The notation of the compared candidates ($b - 3$, $b - 2$, ...) corresponds to the true position of the page break $b = 0$. Observations for which a fixed effect with perfect fit was identified are excluded from the sample.

The coefficients reported in Table 3 show no such pattern. The estimates are close to zero and insignificant in all cases, with an exception of the placebo shift by one position towards the top of the electoral list. There, we compare the preferential votes received by the last two candidates on the (true) front side of the ballot. Our positive and significant estimates suggest that the last candidate listed on the front side of the ballot ($b - 1$) tends to receive more preferential votes than the candidate listed immediately before them ($b - 2$).

This is in the line with the literature on ballot layout as Marcinkiewicz and Stegmaier (2015), Blom-Hansen et al. (2016) and Söderlund et al. (2021) find people prefer candidates listed on the last row of the ballot paper or ballot column.

The results of the placebo test suggest that there is a premium for candidates listed on the last row of the front side. We use these candidates as a control group in our baseline estimates and such a premium could, therefore, cause an upward bias in our estimates. In columns (4)–(6) in Table 2 we therefore replace the baseline control group with candidates listed in the position $b - 2$. This indeed yields lower coefficients, suggesting that the page break only decreases the number of preferential votes a candidate receives by 49.9–60.6%. The effect is lower in comparison to our baseline estimates by more than 10 percentage points, but remains substantial and statistically significant.

5.1 Robustness checks and additional place tests

In Section 2 we argue that it is hard for both parties and individual candidates to guess the location of the page break. This argument is supported by the variation in page breaks within party and within constituency. However, there are cases (see Figures 5a and 5b in the Appendix) where there was no variation in page break location for a given party or constituency in a given elections. Dropping these cases (2.4% and 5.0% of observations, respectively) from the estimation sample and re-estimating (1) yields estimates practically identical to the baseline (see Appendix Tables 4 and 5).

Our identification rests on the assumption that ranking has no effect on the number of preferential votes received at the page break. Placebo tests support the validity of this assumption. However, Figure 1 shows that some page breaks are located close to the top ballot positions, where the distribution of preferential votes clearly decreases – this likely violates our identification assumption. In our final robustness check we therefore exclude ballots with page breaks within the first (i) 10 or (ii) 23 list positions and re-estimate regression (1). The results for (i) reported in Appendix Table 6 are almost identical to the baseline results. With the exclusion of a larger number of ballots in (ii) the coefficients are slightly lower (see Appendix Table 7) than the baseline suggesting an effect of 56.2–63.2% on preferential votes.

The placebo tests presented in Section 5 artificially shift the location of the page break on double-sided ballots. In an additional placebo test, we repeatedly ($n = 1,000$) randomly assign observed page break locations⁸ to one-sided ballots and re-estimate (1) in the full specification, obtaining an empirical distribution of placebo estimates of the coefficient

8. We exclude page breaks within the first nine positions on the ballot list as these are related to one rather obscure political party.

of interest. The mean of the distribution is positive and rather small⁹ ($\bar{\gamma} = 0.052$) but statistically significantly greater than zero ($t = 12.576$, $df = 999$) – i.e. opposite to the negative results obtained with the true location of the break. Moreover, both estimates presented in columns (1) and (6) of Table 2 are lower than the 0.1% percentile of the empirical distribution of placebo estimates (-0.445). This placebo test provides additional evidence that the treatment effect is driven by attention rather than by ranking.

6 Conclusion

Using data on preferential voting in Czech parliamentary elections we identify the effect of attention on electoral support for individual candidates. We measure electoral support by the number of preferential votes received. In Czech parliamentary elections voters cast a ballot specific to a political party on which they may also, if they wish, give preferential votes to up to four candidates listed on the ballot.

In 34% of cases, the list of electoral candidates is too long to fit on the front side of the ballot paper. The exact location of the break between the front and reverse sides depends on many factors such as typesetting, the length of the party’s name and the length of the descriptions of the individual candidates, which effectively makes the break location as good as random or, at least, difficult to predict. Moreover, we show that parties are not likely to optimize the order in which candidates are presented with respect to the break location, since candidates listed in its close proximity do not differ in observable characteristics such as age, gender, education and occupation.

Checking the other side of the ballot requires additional use of cognitive abilities—attention—by voters, who already suffer from mental fatigue. We exploit the arguably random location of the page break to identify the effect of attention on electoral support. By comparing the number of preferential votes received by candidates listed in positions in the close proximity of the page break we find that being listed on the reverse side of the ballot decreases electoral support by at least 50%. The design of the Czech parliamentary elections enables us to identify the effect within-ballot and thus take into account systemic unobserved differences between parties and their supporters. Additionally, we find evidence that the last candidate in a given list is more likely to get preferential votes.

Our results add to a more general literature on how presentation order affects choice. We corroborate that the order in which information is presented plays an important role in forming people’s impressions of it.

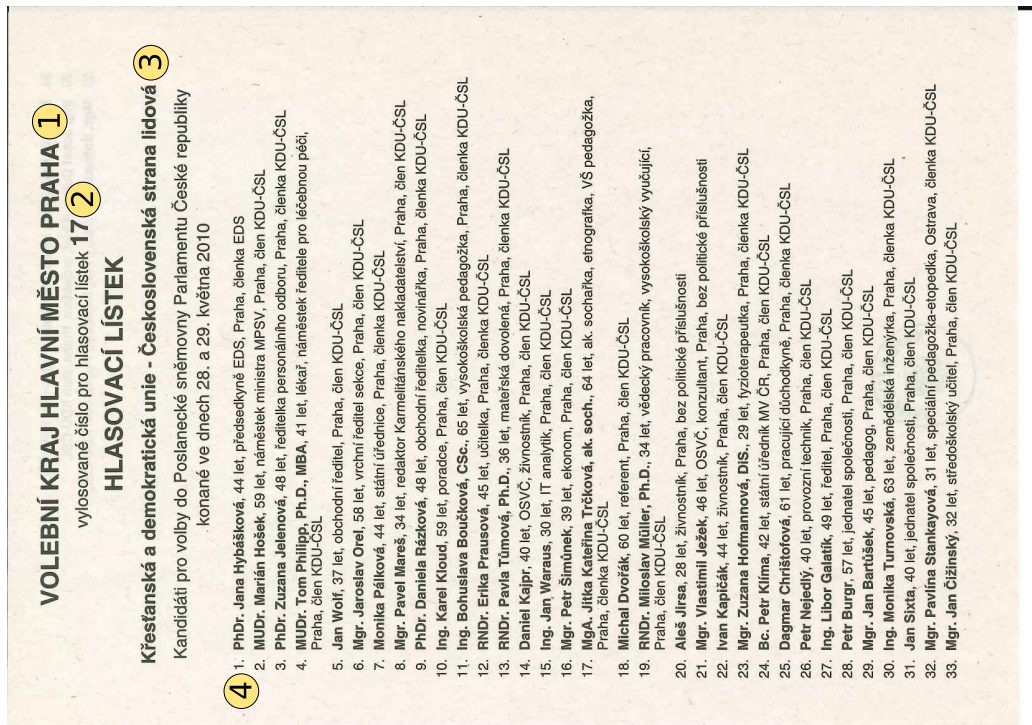
9. For the empirical cumulative distribution function see Figure 6 in the Appendix.

References


- Augenblick, Ned, and Scott Nicholson. 2016. "Ballot position, choice fatigue, and voter behaviour." *The Review of Economic Studies* 83 (2): 460–480.
- Berger, Jonah. 2016. "Does presentation order impact choice after delay?" *Topics in cognitive science* 8 (3): 670–684.
- Blom-Hansen, Jens, Jørgen Elklit, Søren Serritzlew, and Louise Riis Villadsen. 2016. "Ballot position and election results: Evidence from a natural experiment." *Electoral Studies* 44:172–183.
- Chen, Eric, Gábor Simonovits, Jon A Krosnick, and Josh Pasek. 2014. "The impact of candidate name order on election outcomes in North Dakota." *Electoral Studies* 35:115–122.
- Däubler, Thomas, and Lukas Rudolph. 2020. "Cue-taking, satisficing, or both? Quasi-experimental evidence for ballot position effects." *Political behavior* 42 (2): 625–652.
- Dean, Michael L. 1980. "Presentation order effects in product taste tests." *The Journal of psychology* 105 (1): 107–110.
- Englund, Mats P, and Åke Hellström. 2012. "If you have a choice, you have trouble: Stimulus valence modulates presentation-order effects in preference judgment." *Journal of Behavioral Decision Making* 25 (1): 82–94.
- Geys, Benny, and Bruno Heyndels. 2003. "Ballot layout effects in the 1995 elections of the Brussels' government." *Public Choice* 116 (1): 147–164.
- Ho, Daniel E, and Kosuke Imai. 2006. "Randomization inference with natural experiments: An analysis of ballot effects in the 2003 California recall election." *Journal of the American statistical association* 101 (475): 888–900.
- Jurajda, Štěpán, and Daniel Münich. 2015. "Candidate ballot information and election outcomes: The Czech case." *Post-Soviet Affairs* 31 (5): 448–469.
- Kim, Nuri, Jon Krosnick, and Daniel Casasanto. 2015. "Moderators of candidate name-order effects in elections: An experiment." *Political Psychology* 36 (5): 525–542.
- Lutz, Georg. 2010. "First come, first served: The effect of ballot position on electoral success in open ballot PR elections." *Representation* 46 (2): 167–181.

- Mantonakis, Antonia, Pauline Roder, Isabelle Lesschaeve, and Reid Hastie. 2009. "Order in choice: Effects of serial position on preferences." *Psychological Science* 20 (11): 1309–1312.
- Marcinkiewicz, Kamil, and Mary Stegmaier. 2015. "Ballot position effects under compulsory and optional preferential-list PR electoral systems." *Political Behavior* 37 (2): 465–486.
- Miller, Joanne M, and Jon A Krosnick. 1998. "The impact of candidate name order on election outcomes." *Public Opinion Quarterly*, 291–330.
- Seib, J Drew. 2016. "Coping with lengthy ballots." *Electoral Studies* 43:115–123.
- Söderlund, Peter, Åsa von Schoultz, and Achillefs Papageorgiou. 2021. "Coping with complexity: Ballot position effects in the Finnish open-list proportional representation system." *Electoral Studies* 71:102330.
- Tourangeau, Roger, Mick P Couper, and Frederick G Conrad. 2013. "'Up means good' the effect of screen position on evaluative ratings in web surveys." *Public opinion quarterly* 77 (S1): 69–88.

A Appendix



(a) Front side



(b) Reverse side

Figure 3: Example of a ballot from 2010 parliamentary elections

Note: 1 – constituency; 2 – party number (identical in across constituencies); 3 – party name; 4 – candidate's position on the ballot (ranking); 5 – candidate's name; 6 – age; 7 – occupation; 8 – municipality of residence; 9 – affiliation with a political party

1. **Petr Cibulka**, 59 let, pětinašobný politický vězeň komunismu, vydavatel seznamů StB, nezávislý novinář, politický analytik, šéfredaktor NECENZUROVANÝCH NOVIN a serveru WWW.CIBULKA.NET, předseda politické strany a autor jejího programu, Praha, člen Volte Právý Blok www.cibulka.net

Figure 4: Example of a ballot with an extreme layout

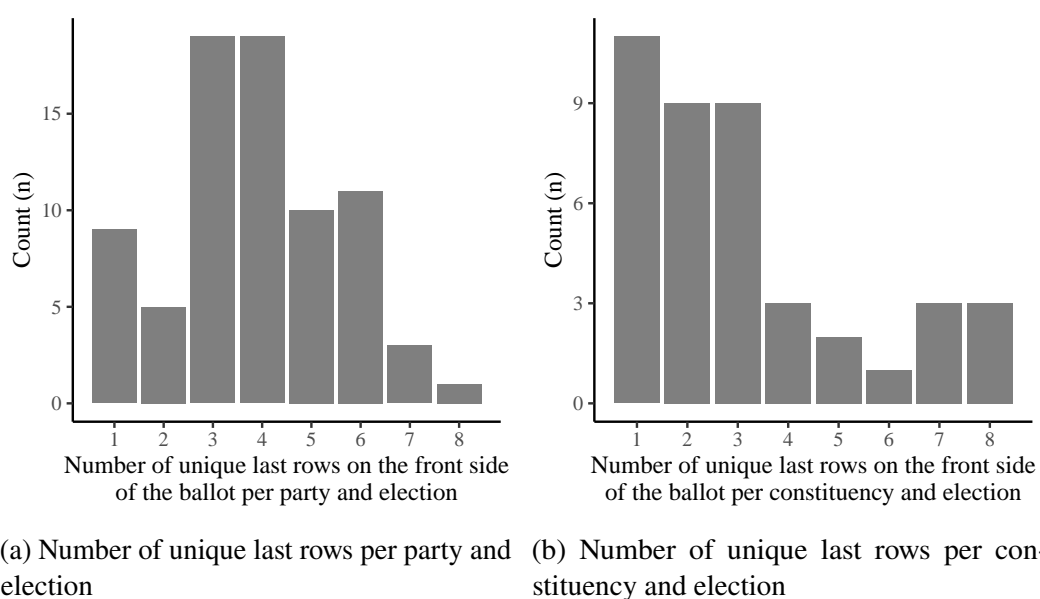


Figure 5: Number of unique last rows

Note: Sample contains only double-sided ballots from the 2006, 2010, 2013, 2017 parliamentary elections with at least one candidate listed on each side of the ballot.

A.1 Robustness checks

Table 4: Robustness check: Exclusion of observations with no variance in the position of the last row on the front side in party–elections pairs

	Dependent variable: Number of preferential votes (log)		
	(1)	(2)	(3)
Reverse side (= 1)	−0.523*** (0.085)	−0.509*** (0.090)	−0.541*** (0.096)
Ballot FE	Yes	Yes	Yes
Education category		Yes	Yes
Age category		Yes	Yes
Gender (male)		Yes	Yes
Ballot length FE		Yes	Yes
Occupation			Yes
Observations	740	740	740

Notes: Table contains estimates of coefficient of interest (γ) from Equation (1). Standard errors clustered by ballot are in parentheses: *, ** and *** denote statistical significance at 10%, 5% and 1%. Sample contains only double-sided ballots with at least one candidate listed on each side of the ballot. Observations for which a fixed effect with perfect fit was identified are excluded from the sample.

Table 5: Robustness check: Exclusion of observations with no variance in the position of the last row on the front side in constituency–elections pairs

	Dependent variable: Number of preferential votes (log)		
	(1)	(2)	(3)
Reverse side (= 1)	−0.513*** (0.085)	−0.500*** (0.091)	−0.532*** (0.097)
Ballot FE	Yes	Yes	Yes
Education category		Yes	Yes
Age category		Yes	Yes
Gender (male)		Yes	Yes
Ballot length FE		Yes	Yes
Occupation			Yes
Observations	720	720	720

Notes: Table contains estimates of coefficient of interest (γ) from Equation (1). Standard errors clustered by ballot are in parentheses: *, ** and *** denote statistical significance at 10%, 5% and 1%. Sample contains only double-sided ballots with at least one candidate listed on each side of the ballot. Observation for which a fixed effect with perfect fit was identified are excluded from the sample.

Table 6: Robustness check: Exclusion of observations with the position of the last row on the front side < 10

	Dependent variable: Number of preferential votes (log)		
	(1)	(2)	(3)
Reverse side (= 1)	−0.525*** (0.086)	−0.513*** (0.091)	−0.543*** (0.097)
Ballot FE	Yes	Yes	Yes
Education category		Yes	Yes
Age category		Yes	Yes
Gender (male)		Yes	Yes
Ballot length FE		Yes	Yes
Occupation			Yes
Observations	726	726	726

Notes: Table contains estimates of coefficient of interest (γ) from Equation (1). Standard errors clustered by ballot are in parentheses: *, ** and *** denote statistical significance at 10%, 5% and 1%. Sample contains only double-sided ballots with at least one candidate listed on each side of the ballot. Observations for which a fixed effect with perfect fit was identified are excluded from the sample.

Table 7: Robustness check: Exclusion of observations with the position of the last row on the front side < 23

	Dependent variable: Number of preferential votes (log)		
	(1)	(2)	(3)
Reverse side (= 1)	-0.463*** (0.095)	-0.446*** (0.105)	-0.490*** (0.116)
Ballot FE	Yes	Yes	Yes
Education category		Yes	Yes
Age category		Yes	Yes
Gender (male)		Yes	Yes
Ballot length FE		Yes	Yes
Occupation			Yes
Observations	486	486	486

Notes: Table contains estimates of coefficient of interest (γ) from Equation (1). Standard errors clustered by ballot are in parentheses: *, ** and *** denote statistical significance at 10%, 5% and 1%. Sample contains only double-sided ballots with at least one candidate listed on each side of the ballot. Observations for which a fixed effect with perfect fit was identified are excluded from the sample.

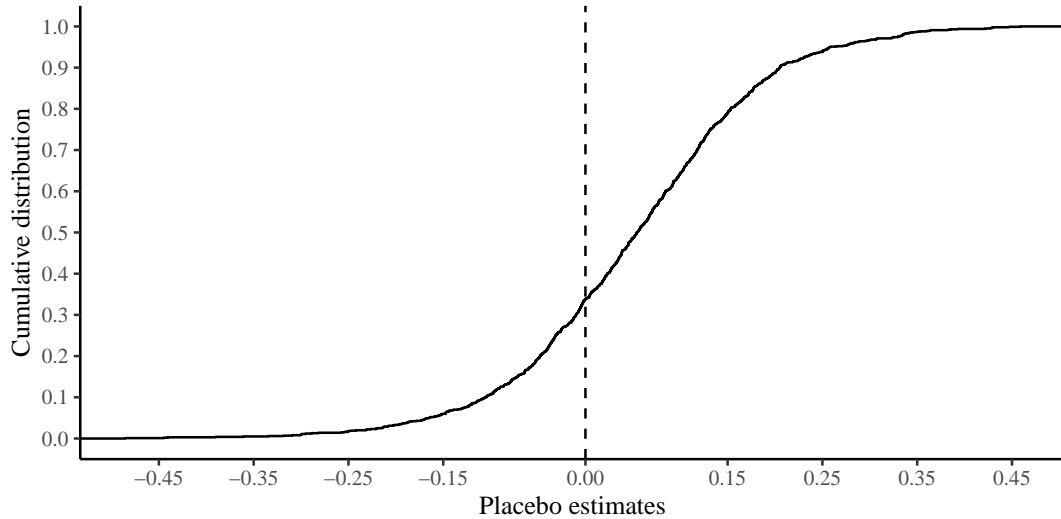


Figure 6: Empirical cumulative distribution of placebo estimates

Note: Figure depicts the empirical cumulative distribution function of placebo estimates of the coefficients of interest. In the placebo test we repeatedly ($n = 1,000$) randomly assign observed page break locations to single-sided ballots and re-estimate (1) in full specification.

MUNI Econ Working Paper Series (since 2018)

- 2022-08 Coufalová, L., Mikula, Š. 2022. *The Grass Is Not Greener on the Other Side: The Role of Attention in Voting Behaviour*. MUNI ECON Working Paper n. 2022-08. Brno: Masaryk University.
- 2022-07 Fazio, A., Reggiani, T. 2022. *Minimum wage and tolerance for inequality*. MUNI ECON Working Paper n. 2022-07. Brno: Masaryk University.
- 2022-06 Mikula, Š., Reggiani, T. 2022. *Residential-based discrimination in the labor market*. MUNI ECON Working Paper n. 2022-06. Brno: Masaryk University.
- 2022-05 Mikula, Š., Molnár, P. 2022. *Expected Transport Accessibility Improvement and House Prices: Evidence from the Construction of the World's Longest Undersea Road Tunnel*. MUNI ECON Working Paper n. 2022-05. Brno: Masaryk University.
- 2022-04 Coufalová, L., Mikula, Š., Ševčík, M. 2022. *Homophily in Voting Behavior: Evidence from Preferential Voting*. MUNI ECON Working Paper n. 2022-04. Brno: Masaryk University.
- 2022-03 Kecskéssová, M., Mikula, Š. 2022. *Malaria and Economic Development in the Short-term: Plasmodium falciparum vs Plasmodium vivax*. MUNI ECON Working Paper n. 2022-03. Brno: Masaryk University.
- 2022-02 Mladenović, D., Rrustemi, V., Martin, S., Kalia, P., Chawdhary, R. 2022. *Effects of Sociodemographic Variables on Electronic Word of Mouth: Evidence from Emerging Economies*. MUNI ECON Working Paper n. 2022-02. Brno: Masaryk University.
- 2022-01 Mikula, Š., Montag, J. 2022. *Roma and Bureaucrats: A Field Experiment in the Czech Republic*. MUNI ECON Working Paper n. 2022-01. Brno: Masaryk University.
- 2021-14 Abraham, E. D., Corazzini, L., Fišar, M., Reggiani, T. 2021. *Delegation and Overhead Aversion with Multiple Threshold Public Goods*. MUNI ECON Working Paper n. 2021-14. Brno: Masaryk University.
- 2021-13 Corazzini, L., Cotton, C., Longo, E., Reggiani, T. 2021. *The Gates Effect in Public Goods Experiments: How Donations Flow to the Recipients Favored by the Wealthy*. MUNI ECON Working Paper n. 2021-13. Brno: Masaryk University.
- 2021-12 Staněk, R., Krčál, O., Mikula, Š. 2021. *Social Capital and Mobility: An Experimental Study*. MUNI ECON Working Paper n. 2021-12. Brno: Masaryk University.
- 2021-11 Staněk, R., Krčál, O., Čellárová, K. 2021. *Pull yourself up by your bootstraps: Identifying procedural preferences against helping others in the presence*. MUNI ECON Working Paper n. 2021-11. Brno: Masaryk University.
- 2021-10 Levi, E., Sin, I., Stillman, S. 2021. *Understanding the Origins of Populist Political Parties and the Role of External Shocks*. MUNI ECON Working Paper n. 2021-10. Brno: Masaryk University.
- 2021-09 Adamus, M., Grežo, M. 2021. *Individual Differences in Behavioural Responses to the Financial Threat Posed by the COVID-19 Pandemic*. MUNI ECON Working Paper n. 2021-09. Brno: Masaryk University.
- 2021-08 Hargreaves Heap, S. P., Karadimitropoulou, A., Levi, E. 2021. *Narrative based information: is it the facts or their packaging that matters?*. MUNI ECON Working Paper n. 2021-08. Brno: Masaryk University.

- 2021-07 Hargreaves Heap, S. P., Levi, E., Ramalingam, A. 2021. *Group identification and giving: in-group love, out-group hate and their crowding out*. MUNI ECON Working Paper n. 2021-07. Brno: Masaryk University.
- 2021-06 Medda, T., Pelligra, V., Reggiani, T. 2021. *Lab-Sophistication: Does Repeated Participation in Laboratory Experiments Affect Pro-Social Behaviour?*. MUNI ECON Working Paper n. 2021-06. Brno: Masaryk University.
- 2021-05 Guzi, M., Kahanec, M., Ulceluse M., M. 2021. *Europe's migration experience and its effects on economic inequality*. MUNI ECON Working Paper n. 2021-05. Brno: Masaryk University.
- 2021-04 Fazio, A., Reggiani, T., Sabatini, F. 2021. *The political cost of lockdown's enforcement*. MUNI ECON Working Paper n. 2021-04. Brno: Masaryk University.
- 2021-03 Peciar, V. *Empirical investigation into market power, markups and employment*. MUNI ECON Working Paper n. 2021-03. Brno: Masaryk University.
- 2021-02 Abraham, D., Greiner, B., Stephanides, M. 2021. *On the Internet you can be anyone: An experiment on strategic avatar choice in online marketplaces*. MUNI ECON Working Paper n. 2021-02. Brno: Masaryk University.
- 2021-01 Krčál, O., Peer, S., Staněk, R. 2021. *Can time-inconsistent preferences explain hypothetical biases?*. MUNI ECON Working Paper n. 2021-01. Brno: Masaryk University.
- 2020-04 Pelligra, V., Reggiani, T., Zizzo, D.J. 2020. *Responding to (Un)Reasonable Requests by an Authority*. MUNI ECON Working Paper n. 2020-04. Brno: Masaryk University.
- 2020-03 de Pedraza, P., Guzi, M., Tjidsens, K. 2020. *Life Dissatisfaction and Anxiety in COVID-19 pandemic*. MUNI ECON Working Paper n. 2020-03. Brno: Masaryk University.
- 2020-02 de Pedraza, P., Guzi, M., Tjidsens, K. 2020. *Life Satisfaction of Employees, Labour Market Tightness and Matching Efficiency*. MUNI ECON Working Paper n. 2020-02. Brno: Masaryk University.
- 2020-01 Fišar, M., Reggiani, T., Sabatini, F., Špalek, J. 2020. a. MUNI ECON Working Paper n. 2020-01. Brno: Masaryk University.
- 2019-08 Fišar, M., Krčál, O., Špalek, J., Staněk, R., Tremewan, J. 2019. *A Competitive Audit Selection Mechanism with Incomplete Information*. MUNI ECON Working Paper n. 2019-08. Brno: Masaryk University.
- 2019-07 Guzi, M., Huber, P., Mikula, M. 2019. *Old sins cast long shadows: The Long-term impact of the resettlement of the Sudetenland on residential migration*. MUNI ECON Working Paper n. 2019-07. Brno: Masaryk University.
- 2019-06 Mikula, M., Montag, J. 2019. *Does homeownership hinder labor market activity? Evidence from housing privatization and restitution in Brno*. MUNI ECON Working Paper n. 2019-06. Brno: Masaryk University.
- 2019-05 Krčál, O., Staněk, R., Slanicay, M. 2019. *Made for the job or by the job? A lab-in-the-field experiment with firefighters*. MUNI ECON Working Paper n. 2019-05. Brno: Masaryk University.
- 2019-04 Bruni, L., Pelligra, V., Reggiani, T., Rizzolli, M. 2019. *The Pied Piper: Prizes, Incentives, and Motivation Crowding-in*. MUNI ECON Working Paper n. 2019-04. Brno: Masaryk University.

- 2019-03 Krčál, O., Staněk, R., Karlínová, B., Peer, S. 2019. *Real consequences matters: why hypothetical biases in the valuation of time persist even in controlled lab experiments*. MUNI ECON Working Paper n. 2019-03. Brno: Masaryk University.
- 2019-02 Corazzini, L., Cotton, C., Reggiani, T., 2019. *Delegation And Coordination With Multiple Threshold Public Goods: Experimental Evidence*. MUNI ECON Working Paper n. 2019-02. Brno: Masaryk University.
- 2019-01 Fišar, M., Krčál, O., Staněk, R., Špalek, J. 2019. *The Effects of Staff-rotation in Public Administration on the Decision to Bribe or be Bribed*. MUNI ECON Working Paper n. 2019-01. Brno: Masaryk University.
- 2018-02 Guzi, M., Kahanec, M. 2018. *Income Inequality and the Size of Government: A Causal Analysis*. MUNI ECON Working Paper n. 2018-02. Brno: Masaryk University.
- 2018-01 Geraci, A., Nardotto, M., Reggiani, T., Sabatini, F. 2018. *Broadband Internet and Social Capital*. MUNI ECON Working Paper n. 2018-01. Brno: Masaryk University.