

Carneiro, Pedro; Salvanes, Kjell G.; Willage, Barton; Willén, Alexander

**Working Paper**

## The Timing of Parental Job Displacement, Child Development and Family Adjustment

IZA Discussion Papers, No. 15630

**Provided in Cooperation with:**

IZA – Institute of Labor Economics

*Suggested Citation:* Carneiro, Pedro; Salvanes, Kjell G.; Willage, Barton; Willén, Alexander (2022) : The Timing of Parental Job Displacement, Child Development and Family Adjustment, IZA Discussion Papers, No. 15630, Institute of Labor Economics (IZA), Bonn

This Version is available at:

<https://hdl.handle.net/10419/267367>

**Standard-Nutzungsbedingungen:**

Die Dokumente auf EconStor dürfen zu eigenen wissenschaftlichen Zwecken und zum Privatgebrauch gespeichert und kopiert werden.

Sie dürfen die Dokumente nicht für öffentliche oder kommerzielle Zwecke vervielfältigen, öffentlich ausstellen, öffentlich zugänglich machen, vertreiben oder anderweitig nutzen.

Sofern die Verfasser die Dokumente unter Open-Content-Lizenzen (insbesondere CC-Lizenzen) zur Verfügung gestellt haben sollten, gelten abweichend von diesen Nutzungsbedingungen die in der dort genannten Lizenz gewährten Nutzungsrechte.

**Terms of use:**

*Documents in EconStor may be saved and copied for your personal and scholarly purposes.*

*You are not to copy documents for public or commercial purposes, to exhibit the documents publicly, to make them publicly available on the internet, or to distribute or otherwise use the documents in public.*

*If the documents have been made available under an Open Content Licence (especially Creative Commons Licences), you may exercise further usage rights as specified in the indicated licence.*

DISCUSSION PAPER SERIES

IZA DP No. 15630

**The Timing of Parental Job Displacement,  
Child Development and Family  
Adjustment**

Pedro Carneiro  
Kjell G. Salvanes  
Barton Willage  
Alexander Willén

OCTOBER 2022

## DISCUSSION PAPER SERIES

IZA DP No. 15630

# The Timing of Parental Job Displacement, Child Development and Family Adjustment

**Pedro Carneiro**

*UCL, CEMMAP, IFS, NHH and IZA*

**Kjell G. Salvanes**

*Norwegian School of Economics and IZA*

**Barton Willage**

*University of Colorado, Denver and  
University of Bergen*

**Alexander Willén**

*Norwegian School of Economics,  
UCLS and CESifo*

OCTOBER 2022

Any opinions expressed in this paper are those of the author(s) and not those of IZA. Research published in this series may include views on policy, but IZA takes no institutional policy positions. The IZA research network is committed to the IZA Guiding Principles of Research Integrity.

The IZA Institute of Labor Economics is an independent economic research institute that conducts research in labor economics and offers evidence-based policy advice on labor market issues. Supported by the Deutsche Post Foundation, IZA runs the world's largest network of economists, whose research aims to provide answers to the global labor market challenges of our time. Our key objective is to build bridges between academic research, policymakers and society.

IZA Discussion Papers often represent preliminary work and are circulated to encourage discussion. Citation of such a paper should account for its provisional character. A revised version may be available directly from the author.

ISSN: 2365-9793

**IZA – Institute of Labor Economics**

Schaumburg-Lippe-Straße 5–9  
53113 Bonn, Germany

Phone: +49-228-3894-0  
Email: [publications@iza.org](mailto:publications@iza.org)

[www.iza.org](http://www.iza.org)

## ABSTRACT

---

# The Timing of Parental Job Displacement, Child Development and Family Adjustment\*

This paper examines if the effect of parental labor market shocks on child development depends on the age of the child at the time of the shock. To address this question, we leverage rich Norwegian population-wide register data and exploit mass layoffs and establishment closures as a source of exogenous variation in parental labor market shocks. We find that, even though displacement episodes early in children's lives have the largest impacts on household income (because they persist for many years), displacement episodes occurring in the children's teenage years have the largest effects on human capital accumulation. We show that most of the effects operate through the intensive margin of schooling, and that children – across childhood – are significantly more influenced by maternal labor shocks compared to paternal labor shocks. In terms of mechanisms, we show that the heterogeneous effects across child age likely are driven by short-term increases in maternal stress rather than by differences in how the parents respond to the shocks.

**JEL Classification:** I20, J12, J13, J63, D10

**Keywords:** job displacement, labor market shocks, intergenerational transmission, human capital

**Corresponding author:**

Alexander Willén  
NHH  
Norwegian School of Economics  
Helleveien 30  
5045 Bergen  
Norway  
E-mail: alexander.willen@nhh.no

---

\* Salvanes and Willén are grateful for financial support from the Research Council of Norway through its Centers of Excellence Scheme, FAIR project no. 262675, and project no. 275274. Carneiro gratefully acknowledges the support of the ERC through grant ERC-2015-CoG-682349.

# 1. Introduction

The life-cycle approach to skill formation suggests that children’s development depends not only on how much investment occurs during their childhood, but also on its timing (e.g., Heckman 2007). This is because investments may not be equally productive in every period and because investments are unlikely to be perfectly substitutable across time. The same reasoning applies to shocks to home environments; their timing could matter for the development of children over and above the total amount of shocks one is exposed to. Subsequently, a positive or negative shock may affect children’s human capital accumulation very differently depending on when that shock occurs.

The design of health, education, and welfare programs should consider that the value of insurance against shocks might vary substantially depending on the age of the children in the household. Not only because skills may differ in malleability at different stages of childhood, but also because parents may have different possibilities to insure against shocks as a function of their own age and that of their child. For instance, parents may differ in their response to job loss on dimensions including mobility, fertility, and marriage market outcomes. However, little empirical evidence exists on whether the timing of shocks has a causal impact on child development. The lack of evidence on this topic stems from the very difficult task of obtaining exogenous variation in household-level shocks across similar households with children of different ages linked to detailed longitudinal register data.

In this paper, we overcome these challenges by examining the intergenerational impacts of job displacement, with a particular focus on their timing. We leverage rich Norwegian population-wide register data and exploit job losses induced by mass layoffs and establishment closures to analyze the impact of parental labor market shocks on children across their childhood.<sup>1</sup> Using mass layoffs and establishment closures to explore this question is ideal, as these are common labor market shocks that impact parents with children of all ages and that have been shown to induce substantial earnings and employment effects (Ruhm 1991; Jacobson et al. 1993; Davis and von Wachter, 2011; Ichino et al. 2017; Salvanes et al. 2022). Consequently, we have a context in which

---

<sup>1</sup> A mass layoff is defined as an establishment losing at least 30 percent of its workforce in a given year.

children of all ages face large economic and emotional shocks, enabling us to advance the existing literature on the life-cycle approach to skill formation.<sup>2</sup>

The primary data for this paper comes from matched employer-employee records on all Norwegian residents between 1986 and 2018. These data allow us to link each worker with her employer and identify whether establishments are downsizing or closing down from one year to the next. We combine the linked employer-employee data with information from various population-wide administrative registers, such as the tax register, the family register (linking parents and children), and the education register (from which we can construct several measures of children's human capital). Individual employment characteristics such as work history, plant size, and industry are also available. This allows us to construct sets of households with similar work histories, similar demographics, and with individuals who work in similar plants, industries, locations, and time period, but who experience displacement episodes when their children are of different ages.

To perform our analysis, we first define a set of base years, 1989 through 2006. We then set relative time equal to 0 for all individuals in that base year. Our treatment group are those who were involuntarily separated from their jobs due to establishment closures and mass layoffs between relative time 0 and 1. Our control group are those who were not involuntarily separated from their jobs between relative time 0 and 1.<sup>3</sup> We then use the family register to identify which individuals had a child in relative time 0, and how old that child was in relative time 0. This allows us to identify the age of children at the time of the potential parental job loss. We follow these children over time and examine the impact of parental job loss on their human capital accumulation. We use these results to compare the relative magnitudes of the impacts of parental displacement at different ages (within child birth cohort, parental age, and municipality).

In terms of outcomes, we focus on a broad range of educational outcomes that are measured at ages 16 or above, and that are important predictors of success in adulthood: GPA at the end of compulsory school (grade 10), high school graduation, high school quality (as proxied by the minimum GPA required for admission to the specific school-program), high school behavior

---

<sup>2</sup> To reduce the dimensionality of the problem, we follow Caneiro et al. (2021) and divide childhood in three periods: early (ages 0-5), middle (ages 6-10) and late (ages 11-16). However, in the appendix, we show results for each child age as well.

<sup>3</sup> To ensure that our control and treatment groups are similar, we follow prior literature and restrict the sample to individuals who are highly-attached to the labor force as defined by having worked at least 20 hours per week during the three years leading up to the base year.

(absences during high school), college enrollment, and college quality (as proxied by the minimum GPA required for admission to the specific college-program). Taken together, these outcomes provide a comprehensive overview of the impact of parental labor shocks on children's short- and long-term educational outcomes in terms of performance, attainment, and behavior – both on the intensive as well as the extensive margin.

Our estimation strategy assumes conditional random assignment of involuntary job displacements to families, after controlling for a rich set of controls (e.g., parental work histories) and a detailed set of fixed effects (cohort, age, and municipality). This is a strong assumption, allowing us to identify the level of the impact of job displacement at each child age, which can then be used to compare the relative magnitudes of the impacts of displacement at different ages. In support of this assumption, we show that treatment and comparison children as well as their parents are identical along several characteristics beyond the ones we condition on (e.g., Apgar score, birth weight, gender, immigrant status, parental income, parental marital status, parental education). Encouragingly, controlling for more variables (or implementing a matching estimator) yield results similar to the ones we present in our main analysis.

We perform several sensitivity tests, and find that our results are robust to accounting for early leavers (removing parents – and their children – from the analysis who leave the establishment in the year preceding a mass layoff / firm closure); focusing only on large firms; restricting to the common support of the propensity score based on parents prior to the displacement events; relaxing the employment history restrictions; altering the composition of the control group; and including a battery of additional controls. We also demonstrate that parental outcomes are trending similarly prior to the involuntary displacement event. The robustness of our results across these tests is consistent with the notion that our benchmark estimates are not driven by endogenous selection of households into displacement.

In addition to the robustness analyses discussed above, we show results from an alternative estimation strategy that relies on weaker identifying assumptions than our baseline method, exploiting only the timing of shocks across all children who ever have been exposed to a parental job loss due to mass layoffs or plant closures. The identifying assumption underlying this approach is that the age of the child at the time of the parental displacement is random across families that were ever displaced. The robustness of our results to the use of this alternative estimation approach is consistent with the notion that the effects are not driven by endogenous selection into treatment.

After having identified the effect of parental labor shocks on children across childhood, we expand the analysis with a dynamic component and explore the implications of exposure to multiple parental labor shocks during childhood. Specifically, even though most individuals experience either zero or one job displacement events during their childhood, there is a smaller sample of individuals who experience two or three job displacements. We use this information to investigate the impact of different sequences of shocks on the outcomes of children (e.g., Cunha et al. 2010; Carneiro et al. 2021; Carneiro et al. 2022). This is typically very difficult to do because of the challenges in finding one, let alone multiple, exogenous shocks to household resources.

To better understand the channels through which parental job loss impacts children, we also examine parental outcomes. In particular, we follow the children's parents over time – from relative time -3 through relative time +4 – and use a difference-in-differences framework typical in job displacement studies (e.g., Jacobson et al. 1993). We compare changes in employment and earnings among parents who experience an involuntary job separation relative to those who do not as a function of the child's age at the time of the separation.

In addition to examining differential effects on earnings and employment, we examine the primary channels through which parents may respond to adverse labor shocks: fertility, mobility, education, and permanent exit from the labor force (Salvanes et al. 2022). Exploring the parental adjustment paths is interesting because we know relatively little about how the age of the child at the time of shocks impact the parents' ability to adjust to changing labor market condition. For example, parents of toddlers may be more mobile, parents of young school-aged children may be more restrictive in terms of job search, and parents of teenagers may have accumulated relatively larger amounts of savings. As such, parental responses to adverse shocks – and ultimately how those shocks impact their children – may also differ depending on the age of the child at the time of the shock.

Finally, to push our understanding of the underlying mechanisms even further, we merge our register data with information from detailed mental health surveys in Norway. This enables us to explore how the mental wellbeing of parents is affected by the unexpected negative labor market shocks that they experience as a consequence of the involuntary job displacements, and the potential role such effects may have in driving any effects on their children.

We present six new findings. First, we establish that the impact of parental labor shocks on children's human capital accumulation depends on the age at which the child was exposed to the



shock. Specifically, relative to the middle ages of childhood (age 6 through 10), it is in early childhood (age 0 through 5) and early adolescence (age 11 through 16) that parental job loss has strong detrimental effects on children's human capital development. Effects of shocks occurring in early adolescence are particularly large. We conjecture that this could be because they occur closer to when the outcomes are measured relative to shocks at early ages. This is a particularly interesting result, because a priori it is not clear that effects in adolescence would be more detrimental than effects in early childhood. Specifically, it would be equally plausible to find early shocks to be the most important, because they induce persistent reductions in household income, which affect children for much longer than shocks occurring in late adolescence.

Second, we show that the effects we identify are larger for the intensive margin than the extensive margin of schooling. Specifically, while there is little effect on extensive margin outcomes such as high school graduation and college enrollment, there are larger impacts on education performance, high school behavior (absences), and the quality of the high school and college programs students enroll in. Thus, while the parental labor shocks we study are not sufficiently large to affect the number of years a child remains in school, they do impact the child's educational quality and performance.

Third, in terms of mechanisms, we demonstrate that there is little difference in how parents respond to adverse labor shocks as a function of the age of the child at the time of the shock. Specifically, even though we find that parents respond to adverse labor market shocks by returning to school, moving to new local labor markets, altering their fertility decisions, and permanently exiting the labor force, these effects are not meaningfully different from each other across child age. This suggests that the age differentials in the effects we identify are driven by the shocks themselves, rather than by differences (across ages) in the parental labor market response to the shocks.

Fourth, we document important heterogeneity with respect to the gender of the displaced parent. Specifically, most of the effects are driven by maternal job loss rather than paternal job loss. The fact that children are considerably less affected by paternal job loss suggests that the effects on children are not driven by a reduction in household income, as the reduction in household income is – on average – much larger following a paternal job loss than a maternal job

loss.<sup>4</sup> Our result that late childhood shocks have larger impacts than early childhood shocks, even though the latter have much larger impacts on household resources than the former (because they occur earlier and therefore persist for many more years in the child's life), is also consistent with the idea that impacts of job displacement on children are not driven by income.

Fifth, by linking our data to mental health surveys, we show that displaced mothers experience significant negative mental health effects because of involuntary job displacements. These effects are not observed for fathers. In particular, mothers are much more likely to experience sleeplessness and nervousness, two mental health traits strongly linked to stress-induced events such as job displacement. Furthermore, these impacts on family stress only occur in the short run and only in response to maternal job displacement (consistent with our finding of larger impacts of maternal displacement). We therefore conjecture that family stress, rather than income loss, is the reason why shocks in late childhood matter much more for late adolescent outcomes than shocks occurring at earlier ages of the child. This would be consistent with a large literature on the impact of economic shocks on family stress, and the impact of family stress on the lives of children (e.g., Mari and Keizer 2021).

Finally, the more shocks a child is exposed to during childhood, the lower are most (but not all) of her education outcomes. The relationship between outcomes and the number of shocks is close to additive, so we cannot rule out the absence of dynamic complementarity in the production of skills. It is of course possible that there are strong dynamic complementarities in the production of underlying skills (e.g., Cunha et al. 2010), but that the translation of the underlying skill into the education outcomes we study somehow undoes the underlying dynamic complementarity (see also Carneiro et al. 2022).

This paper contributes to several literatures. Central to the child development literature is the idea that there may be critical periods of learning during childhood in which children are more susceptible to adverse events (Knudsen et al. 2006; Cunha et al. 2006; Heckman and Mosso 2014). A burgeoning literature in labor economics, to which we contribute as well, supports this hypothesis. Specifically, recent papers have demonstrated that variation in household income (e.g., Carneiro et al. 2021) during certain periods of childhood may matter more for a child's development. In addition, we contribute to the growing literature examining skill formation in

---

<sup>4</sup> Ruling out earnings as a main pathway is consistent with prior literature on the topic in Norway, see for example Rege et al. (2011) and Willage and Willén (2022).

childhood as a dynamic process (e.g., Cunha et al. 2010; Carneiro et al. 2022), acknowledging that exposure to multiple adverse shocks in childhood may have disproportionate effects on children's outcomes.

There is a central improvement in the research design of this paper relative to Carneiro et al. (2021), which is close in spirit to our paper. Both papers examine the outcomes of children experiencing different histories of parental income fluctuations during their childhood. However, in this paper, the timing of different income fluctuations can be credibly argued to be exogenous, which is more difficult in Carneiro et al (2021).

We also contribute to the literature on the effect of involuntary displacement on individual's labor market and life outcomes (e.g., Rege et al. 2009; Sullivan and von Wachter 2009; Browning and Heinesen 2011; Del Bono et al. 2012; Tanndal et al. 2020; Coelli 2011; Minaya et al. 2020; Salvanes et al. 2022), as well as the impact of parental job loss on children (e.g., Oreopoulos et al. 2008; Rege et al. 2011; Hilger 2016; Huttunen et al. 2020; Mörk et al. 2020; Tanndal and Päälysaho 2020; Willage and Willén 2022). Closely related to our paper is the smaller literature on the causal effect of shocks across the life cycle (e.g., Salvanes et al. 2022; Rinz 2021), and how workers' professional and personal lives are impacted by adverse labor shocks (e.g., Davis and von Wachter 2011; Oreopoulos et al. 2012; Adda et al. 2013). These studies provide novel insights into the effects of shocks on workers' careers across their life cycles, but they do not examine how children of different ages are impacted by such shocks.

Finally, this paper contributes to our understanding of the relative importance of mothers and fathers – and their labor market situation – in explaining children's long-run outcomes. Prior literature has demonstrated that mothers and fathers differ in how they interact and invest in children (Sayer et al. 2004; Godoy et al. 2006), and that mothers invest disproportionately in their children at an early age. Earlier research has also found that adverse maternal labor shocks may be more detrimental to a child's future development relative to paternal labor shocks (e.g., Willage and Willén 2022). In this paper, we provide the first evidence on the relative importance of paternal and maternal labor shocks in explaining children's human capital accumulation across their entire childhood.

## **2. Background**

In this section, we briefly discuss employment relations and labor market protection in Norway.

We also provide an overview of the most relevant aspects of the Norwegian welfare state and education system as it relates to the current analysis.

**Employment Protection and Social Welfare.** Norwegian employment law is governed by the Working Environment Act. Similar to other Nordic countries, Norway has a high degree of employment protection and generous unemployment benefits (Botero et al. 2004; Huttunen et al. 2018). In the event of mass layoffs, there is no rule determining the order in which workers are laid off.<sup>5</sup> Employment contracts typically require three months' notice of termination, though there are some exceptions related to employment tenure.<sup>6</sup> There is no generalized legal requirement for severance pay.

Unemployment benefits are awarded to individuals who have had their work hours reduced by at least 50 percent. The replacement rate is 62 percent of the pre-dismissal income. The standard entitlement period was 186 weeks until 2004, at which point it was reduced to 104 weeks. Unemployment benefits are conditional on filing an employment form with the public employment office every 14 days, and on having a pre-dismissal income above a certain minimum threshold (\$16,500 in 2019).

Disability pensions are available to individuals who are unfit for work because of illness or injury. The cause of disability and whether the condition is permanent or temporary does not matter, but the disability must be verified by a doctor. Traditionally, access to disability pensions has been very liberal, and prior literature has identified disability pension as a common channel through which individuals can permanently exit the labor force while still maintaining a modest source of income (Johnsen et al. 2022). The after-tax replacement rate for previously average earners is around 65 percent (Blöndal and Pearson, 1995).<sup>7</sup>

**Childcare and Family Policies.** Maternal job protection, family support and child benefits play a key role in the Nordic welfare state. First, parents are entitled to 12 months of fully paid parental leave provided that they have worked for at least six of the ten months before childbirth and earned

---

<sup>5</sup> While seniority is a strong norm, it should not be considered binding (e.g., Salvanes et al. 2022).

<sup>6</sup> For example, workers with less than five years of tenure can legally be dismissed with only one month's notice. However, in practice, the overwhelming majority of young workers receive a three months' notice.

<sup>7</sup> The official retirement age is 67, though an early retirement provision allows all public sector employees, and many private sector employees, to retire at age 62 (applies to all workers covered by the main employees' and employers' organizations). However, very few parents with children under 20 are near retirement age.

a minimum amount (approximately \$12,500 in 2010). While parental leave benefits are subject to a benefit cap, this cap is generous (\$75,000 in 2010), and most employers supplement benefits to ensure 100 percent coverage (Dahl et al. 2016). Second, all children have a fundamental right to childcare from August of the year they turn one. Childcare is heavily subsidized by the state, and the maximum monthly price is currently \$350.<sup>8</sup> Around 80 percent of one-year-olds attend childcare. Third, parents receive non-means tested financial child support from the state until the child turns 18 years old. This is intended to cover some of the expenses associated with raising the child, and amounts to approximately \$130 per month. Finally, the government provides free universal health care and tuition-free education (including higher education) to all residents.

**Education System.** The Norwegian education system consists of 10 years of mandatory education starting at age 6. Following the successful completion of compulsory school, every child has a statutory right to 3-to-4 years of upper secondary education.

Upper secondary education consists of two different tracks: an academic track which provides students with direct access to higher education, and a vocational track which results in a trade or journeyman's certificate.<sup>9</sup> The vocational track does not directly grant the student access to higher education.<sup>10</sup> Approximately 50 percent of students choose to enroll in the vocational track, and 50 percent choose to enroll in the academic track. Admission to Norwegian high schools is very competitive from an international perspective. Individuals apply to high school with their grades from compulsory school (10<sup>th</sup> grade GPA), and selection into schools and programs are determined exclusively by the relative GPA ranking of the applicants.

A range of universities and colleges offer higher education in Norway, and the majority are tuition-free public institutions. Admission is conditional on graduating from an academic high school track and satisfying a minimum grade requirement. If the number of applications exceeds

---

<sup>8</sup> Low-income families are eligible for additional subsidies. This is considerably cheaper than in other OECD countries, such as the US. See for example <https://www.cnbc.com/2021/05/19/what-parents-spend-annually-on-child-care-costs-in-2021.html>

<sup>9</sup> The two tracks are further subdivided into different programs (5 programs within the academic track and 10 programs within the vocational track). While there is a difference in the type of courses that students take across the different programs within a given track, the structure of the programs within a track is the same. We therefore abstract from this subdivision in the paper.

<sup>10</sup> However, students in vocational programs can pursue supplemental education to secure access to higher education institutions.

the number of seats, students are assigned exclusively based on high school GPA. Education is free at all levels, including post-secondary school.

### **3. Data**

Our primary data comes from matched employer-employee records on all Norwegian residents aged 16 through 74 between 1986 and 2018. These data allow us to link each worker with her employer and identify whether plants are downsizing or closing down from one year to the next. A mass layoff event is defined as a plant losing more than 30 percent of its workforce from one year to the next. In this analysis, we focus on plants with more than 20 employees to prevent misclassification of false closures and mass layoffs. This is consistent with prior work on the topic (e.g., Salvanes et al. 2022).

A unique personal identifier enables us to combine the linked employer-employee data with information from various population-wide administrative registers, such as the education register, the family register, the tax and earnings register, and the social security register. Moreover, we have data on each individual's municipality of residence each year. Plant and regional labor market characteristics such as industry, plant size, and unemployment rate are also available.

Our wage measure is based on pre-tax labor earnings (including income from self-employment) excluding government transfers. An individual is considered employed if she has a plant identifier in the linked employer-employee data in a given year, unemployed if she does not have a plant identifier and receives any unemployment benefits during the year, and not in the labor force if she does not have a plant identification number and does not receive any unemployment benefits during the year.

In terms of demographic information, we have access to data on gender, age, education, marital status, and family composition. We can also observe if individuals are currently enrolled in school or not. Local labor markets are based on commuting distance, and Norway has 160 local labor market regions (Gundersen and Juvkvam 2013).<sup>11</sup>

Crucial to our analysis is the ability to link individuals to their children, something we do through a unique family identifier. By following these children over time, from compulsory school into college, we can examine the impact of parental labor market shocks on children's short-and

---

<sup>11</sup> Local labor markets span more than one municipality (the lowest administrative unit consisting of 435 municipalities during our analysis period), but are typically smaller than counties (the second lowest administrative unit).

long-run education outcomes as a function of the child’s age at the time of the shock. In terms of outcomes, we focus on a broad range of educational outcomes: GPA at the end of compulsory school (grade 10), high school graduation, high school quality (as proxied by the minimum GPA required for admission to the specific school-program), high school behavior (absences during high school), college enrollment, and college quality (as proxied by the minimum GPA required for admission to the specific college-program).<sup>12</sup> Taken together, these outcomes provide a comprehensive overview of the impact of parental labor shocks on children’s short- and long-term educational outcomes in terms of performance, attainment, and behavior – both on the intensive as well as the extensive margin.

Table 1 provides summary statistics for all of the child outcomes that we use in the analysis (Panel A) as well as the parent outcomes that we use when exploring mechanisms (Panel B). To facilitate the interpretation of our results, we provide these summary statistics separately for each of the three age groups (0-5, 6-10, and 11-16). The samples differ across age groups because not every child has gone through their entire childhood within the period we consider for measuring displacement (1986 through 2009). For example, some children would have been 0-5 before 1986, and therefore will not be in the sample of children potentially experiencing shocks at age 0-5. Note that we do not require these outcomes to be similar across age groups as we compare treated and control individuals within each age group, and we provide extensive balance tests to demonstrate that treated and control individuals within each age group are balanced on observable characteristics in Section 4.1.

With respect to the child outcomes, the children in our sample appear largely representative of children in Norway (Tungodden and Willen 2022), and differences in these outcomes across the different age groups are small (see Appendix Table A-1). With respect to parent outcomes, we observe slightly different values of the outcomes of interest across the three age groups, with parents of older children having marginally higher income, a higher divorce rate, more children, and being less likely to move (see Appendix Table A-2). This is expected, as parents of older children likely are older themselves as well.

In Appendix Figure A-1, we show the distributions of income for the universe of parents of children aged 10 between 1986 and 2009, and for the set of parents in our sample. The main

---

<sup>12</sup> GPA ranges from 1 through 6 and is calculated by taking the average grade (1-6) of all courses that the student has taken in the given year.

difference between these two samples is the employment condition we impose on our analytical sample (3 years of continuous employment prior to the potential job loss event). This eliminates the probability of 0 earnings in our sample, and shifts the distribution to the right.

As expected, because of these stringent employment requirements, parents in our sample are richer than those in the universe of parents with children of the same age. Therefore, in this paper we are estimating the impact of the timing of job displacement episodes for parents in the middle and top of the income distribution. With our sample restrictions, we cannot say what would happen to children whose parents are towards the bottom of the income distribution. Furthermore, social insurance programs are relatively less generous for those in the middle than those at the bottom of the earnings distribution, because replacement rates fall with earnings levels. Therefore, we do not expect the state to provide as much insurance to these individuals as a response to their displacement shocks as it would provide to those with lower earnings.

## 4. Empirical Strategy

**Impacts of Job Displacement on Children.** To perform our analysis, we utilize involuntary job loss events caused by mass layoffs and establishment closures among high-tenured employees. As discussed in Section 3, we define high-tenured workers as individuals who have worked continuously for three years prior to the potential displacement. We reduce the dimensionality of the problem by dividing childhood in three periods: early (ages 0-5), middle (ages 6-10) and late (ages 11-16). This is consistent with Carneiro et al. (2021). However, in the appendix, we show several results for disaggregated ages (Appendix Figure A-2 and Appendix Figure A-3).

Our empirical strategy is analogous to what is standard in empirical papers examining impacts of job displacement (e.g., Schmieder et al. 2022). The main difference is that we consider responses in education outcomes fixed in late adolescence (as opposed to studying responses in time-varying outcomes, such as employment or wages).

For our baseline estimates, we first define a set of base years, 1989 through 2006. We set relative time to equal 0 for all parents in that base year. We define our treatment group as children whose parents involuntarily lost their job due to a mass layoff or plant closing between relative time 0 and relative time 1. We define our control group as children with parents who did not lose their job due to a mass layoff or plant closing between relative time 0 and relative time 1. To ensure



that our control and treatment groups are similar and comparable, we restrict the sample to children whose parents have worked continuously for the three years leading up to the base year. Thus, the parents in both the control and the treatment group consist of fulltime workers with a stable employment history.<sup>13</sup>

Using this sample of children, we compare the human capital accumulation outcomes of children who experienced a parental job displacement between relative time 0 and relative time 1 to the human capital accumulation outcomes of children who did not experienced a parental job displacement in that period. We estimate these regressions separately for each of the three child age groups. In all regressions, we include municipality, birth year of the child, and parental age fixed effects (our estimates are robust to including additional controls and fixed effects; see Section 4.3). This empirical framework gives us the impact of parental displacement at a particular age of a child (0 to 5, 6 to 10, and 11 to 16) on education outcomes in late adolescence. We then compare these results across age groups. The benchmark estimating equation is:

$$y_{jbqqam} = \beta_{1g}Displace_{jg} + \theta_{gq} + \phi_{gm} + \rho_{ga} + \varepsilon_{jbg}. \quad (1)$$

Let  $b$  denote the base year and  $g$  denote the age group we are considering.  $y_{jbqqam}$  is the outcome for child  $j$  in birth year  $q$ , parental age  $a$ , and municipality  $m$ .  $Displace_{jg}$  is a binary variable taking the value of one if the child's parent was involuntarily displaced when the child was in that age group, and zero otherwise. Equation (1) also controls for birth year ( $\theta_{gq}$ ), parent age ( $\rho_{ga}$ ), and municipality ( $\phi_{gm}$ ) fixed effects.<sup>14</sup> In the sensitivity analyses we present below, we add additional sets of fixed effects (e.g., industry fixed effects). These fixed effects control for systematic differences across birth years, parent age, and geographic location, that may be correlated with both parental displacement and outcomes.<sup>15</sup>

---

<sup>13</sup> It is important to note that we do not impose any restrictions on the post-base year labor market behavior of individuals in our sample, as such restrictions would introduce a selection bias into the analysis. Thus, individuals in the control group (as well as individuals in the treatment group) could be involuntarily displaced in future years.

<sup>14</sup> Parental age and municipality of residence are calculated at the time of displacement for the treatment group, or at the time of potential displacement for the comparison group.

<sup>15</sup> One feature of the stacked job loss estimation approach is that children in the comparison group can appear in the sample multiple times (as long as their parent was continuously employed for three years before each age), because they could have been displaced at different ages. For example, for the 0-5 age group regressions, each comparison child could potentially appear up to 6 times in the sample, one for each age. Therefore, we cluster the standard errors at the child (or parent) level. In our robustness analysis we also estimate models where standard errors are clustered

Our empirical approach assumes conditional random assignment of job displacement, after controlling for parental work histories and a detailed set of fixed effects. It is a strong assumption, under which we can identify the impact of job displacement at each age. We can then use these estimates to compare the relative magnitudes of the impacts of displacement at different ages. This approach is typical in studies of the intergenerational impacts of job displacement (discussed below) because child outcomes are measured at a single point in time, and do not vary before and after displacement. It has also been used in some recent studies of the impacts of job displacement on labor market outcomes of displaced workers (e.g., the matching estimator in Schmieder et al. 2022).

To ensure that the conditional random assignment assumption is met, we impose a strong set of sample restrictions and rely on a rich set of controls. Specifically, we take parents in the same municipality, with the same age at displacement (or in the base year), and with similar work histories (continuously employed for the three years leading up to the potential displacement). We then assume that the only reason the outcomes of their children are different is because there was a displacement episode at a particular age of the child in one household, but not in the other. In support of this assumption, we show below that treatment and comparison children and their parents are identical along several characteristics beyond the ones we condition on (e.g., Apgar score, birth weight, gender, immigrant status, parental income, parental marital status, parental education). Consistent with this finding, controlling for more variables (or formally implement a matching estimator) yield similar results as our baseline results.

It is worth noting that, for the purposes of this paper, we are mainly interested in the relative magnitude of the impacts of shocks occurring at different ages. While we provide strong evidence in favor of the conditional random assignment assumption and are convinced that the assumption holds in our setting, this assumption is stronger than what is required for our setting. Specifically, for the purpose of examining the relative effects across child age, we can relax this assumption and allow bias in the estimates as long as it is similar across the different ages.

We subject the estimates from Equation (1) to a rich set of robustness and sensitivity analyses which we discuss in detail below (including additional fixed effects, imposing stricter sample restrictions, and clustering the standard errors at more conservative levels), perform a

---

at the family level, explicitly taking into account that some individuals in our sample are siblings. Note that this is not a unique feature of our setting, but is a standard implication in the job loss literature.

balance test in which we estimate Equation (1) on a rich set of parent and child characteristics, and explore parallel trends among the children's parents prior to the displacement events. We note that results from these exercises provide further support for the robustness of our benchmark estimates from Equation (1).

The estimates in Equation (1) are interpreted as the impact of displacement on those experiencing the shock in a particular time relative to those not experiencing the shock in that same time. In terms of interpreting these effects, it should be noted that most of the control group (72 percent) is made up of children who never experience any displacement shock. This means that the counterfactual of a parental job displacement at a particular age in our setting is never experiencing a parental job loss instead of a job loss at another time. In addition, in the Appendix we report estimates of the impact of displacement based on the same equation (Equation (1)), but where the control group comprises only children (and parents) never experiencing an involuntary displacement throughout the child's first 17 years of life. Although this could in principle make treatment and control groups more dissimilar, it also makes it less likely that estimates of long-term impacts are contaminated by the fact that some of the control children eventually were treated. As we show below, our estimates using a pure control group are similar to our main estimates.

**Impacts of Multiple Displacement Episodes on Children.** There are several children who experience more than one job displacement shock from either parent during their childhood. From this sample we can investigate the impact of being subjected to different sequences of shocks on child outcomes. It is important to understand not only if the impacts of the shocks are cumulative, but also if they interact (e.g., if there is dynamic complementarity, as discussed in for example Cunha et al. 2010).

The intuition behind this analysis is to extend Equation (1) to include indicators not only for whether a child was subjected to a shock during a particular age range, but also whether the child experienced more than one shock across age ranges. With our three age ranges, there are seven combinations of job loss timing, conditional on a parental job loss. First, there are three combinations if a child experiences only one parental job loss at each of the three age ranges. Second, there are three combinations if a child experiences two parental job losses (age 0-5 and 6-10, age 0-5 and 11-16, age 6-10 and 11-16). Third, there is one combination if a child experiences a parental job loss in all three age ranges.

The identifying assumption for this analysis is that children are conditionally randomly assigned to each of these categories of shock exposure (conditional on our sample restrictions and the fixed effects included in the model). Under this assumption, we can interpret the estimates of the following equation as the causal impacts of being exposed to a sequence of shocks on child outcomes:

$$\begin{aligned}
y_{jqam} = & \beta_1 DisplaceAge0to5_{jq} + \beta_2 DisplaceAge6to10_{jq} + \\
& \beta_3 DisplaceAge11to16_{jq} + \beta_4 DisplaceAge0to5and6to10_{jq} + \\
& \beta_5 DisplaceAge0to5and11to16_{jq} + \beta_6 DisplaceAge6to10and11to16_{jq} + \\
& \beta_7 DisplaceAllAges_{jq} + \theta_q + \phi_m + \rho_a + \varepsilon_{jq}.
\end{aligned} \tag{2}$$

To test dynamic complementarity in this setting one could test, for example, whether the experience of one additional shock depends on the sequence of shocks one was exposed in other periods. Specifically, one could compare  $\beta_5 - \beta_2$  (the additional impact of a shock at 0-5 for those experiencing a shock at 11-16) and  $\beta_7 - \beta_6$  (the additional impact of a shock at 0-5 for those experiencing shocks both at 6-10 and 11-16). If dynamic complementarity is an important feature of the data, we would expect  $\beta_7 - \beta_6 > \beta_5 - \beta_2$ . There are, however, several other comparisons one may consider. It is possible that some comparisons provided suggestive evidence for dynamic complementarity while others do not. Below we comment on several of them.

**Impacts of Job Displacement on Parents.** After examining the effect of job displacement on children, we estimate the impacts of job displacement on parents. One important difference relative to prior estimates of job displacement in the literature is that we allow the effects to be a function of the age of the displaced individuals' children at the time of displacement. The goal of this analysis is to examine if differential effects across ages of children are driven – at least in part – by parents differently responding to the shocks based on the age of their children.

Exploring the parental adjustment paths is interesting because we know relatively little about how the age of the child at the time of shocks impact the parents' ability to adjust to changing labor market condition. For example, parents of toddlers may be more mobile, parents of young school-aged children may be more restrictive in terms of job search, and parents of teenagers may have accumulated relatively larger amounts of savings. As such, parental responses to adverse

shocks – and ultimately how those shocks impact their children – may also differ depending on the age of the child at the time of the shock.

Whereas child outcomes are age dependent, and therefore are measured at a single point in time in our paper, parental outcomes can be observed repeatedly, before and after exposure to job displacement. By adding individual fixed effects to the estimation method, this allows us to rely on event studies and difference-in-differences. The underlying assumption in these models is that trends in these outcomes are common between exposed and non-exposed individuals, and that the outcomes of non-displaced workers (with similar work histories and with children of the same age) provide valid counterfactual trends for displaced workers. Formally, the estimating equation is:

$$y_{ibgt} = \alpha + \beta_g(Displaced_{ig} * Post_{igbt}) + \delta_{1g}Displaced_{ig} + \delta_{2g}Post_{igbt} + \gamma_{gt} + \lambda_{ig} + \varepsilon_{ibgt}, \quad (3)$$

where  $y_{ibgt}$  is an outcome for individual  $i$  at relative time  $t$  and base year  $b$  with a child in child age group  $g$ . Relative time is the difference between calendar year and base year.  $Displaced_{ig}$  is a binary variable taking the value of one if the individual was involuntarily displaced in base year  $b$  and relative time 0, and zero otherwise.  $Post_{igbt}$  is a dummy variable taking the value of one if relative time is greater than 0. The parameter  $\beta_g$  thus identifies the effect of involuntary job displacement on outcome  $y$ . Equation (3) also controls for year ( $\gamma_{gt}$ ) and individual ( $\lambda_{ig}$ ) fixed effects. The individual fixed effects control for time-invariant differences in observed and unobserved characteristics across individuals that may be correlated with displacement and the outcomes of interest. We estimate separate models for different  $g$  groups.

To explore the credibility of the common trends assumption, we use only pre-period data to estimate a set of pre-trend regressions of the following form:

$$y_{ibgt} = \alpha + [\pi_g * Displaced_{ig} * RelativeTime_{\tau}] + \psi_g Displaced_{ig} + \delta_{g\tau} + \gamma_{gt} + \lambda_{ig} + \varepsilon_{ibgt} \quad (4)$$

where  $Displaced_{ig\tau}$  is an indicator variable taking value 1 if the individual is displaced in relative time  $\tau = 0$ , and zero otherwise. The  $\pi_g$  coefficient identifies relative pre-displacement trends. All

other variables are defined as above. If  $\pi_g$  is statistically significant and economically meaningful, that implies that the control and the treatment group were on different paths prior to the potential job displacement episode, and that the control group cannot be used to identify a credible counterfactual of the treatment group and the treated individuals not been treated. Our decision to estimate these pre-trend regressions rather than full non-parametric event studies is based on our desire to parsimoniously summarize the evidence of the identifying assumption.<sup>16</sup> Consistent with our identifying assumption,  $\pi_g$  is a precisely estimated zero for all our outcomes.

## 4. Results

In this section, we present our main results. We begin by providing evidence to support the identifying assumption. Specifically, we show that pre-determined characteristics are balanced across treatment and control groups. Next, we turn to the main question of interest: whether the impact of parental labor market shocks on children’s educational outcomes depend on the age of the child at the time of the shock. Moreover, we ask if there are differential effects depending on whether the mother or the father is the displaced worker, and whether boys and girls are affected differently. Lastly, given the dynamic nature of human capital accumulation during childhood, we ask what are the implications of exposure to multiple shocks at different times during childhood?

After exploring the impact of parental displacement on children as a function of their age at the time of displacement, we examine how the parents themselves are affected by adverse labor market shocks depending on the child’s age. This analysis enables us to deepen our understanding of the mechanisms through which adverse shocks impact the skill formation of children. In addition, it sheds light on how children may constrain how parents respond following adverse shocks.

### 4.1 Balance Tests

---

<sup>16</sup> If we instead estimate full event studies, we would end up with three times as many figures (one figure for each age group and outcome instead of one figure for each outcome), making it more challenging to interpret the results. However, we have also estimated full event studies for all outcomes and age groups, and the results are highly consistent with the lack of any pre-trends that could bias our results. Results for employment and earnings are provided in Appendix Table A-15. Results for the other outcomes look similar and are available upon request.

The key assumption underlying our main analysis is that children of nondisplaced parents who have a similar work history to displaced parents, conditional on municipality, parental age, and child birth cohort, represent an accurate counterfactual of what the outcomes of children to displaced parents would have been had they not been displaced. This assumption is likely to hold as we utilize plausibly exogenous shocks due to involuntary job loss from firm closure and mass layoffs, such that there should be no selective sorting into the treatment and control group.

To examine the credibility of the empirical strategy underlying Equation (1), we begin by presenting a set of balance tests. Concretely, we use a set of pre-determined child and parent characteristics as outcomes of Equation (1). The results are shown in Figure 1. The treatment and control groups very similar at each age group, which provides strong support for the identifying assumption.

In addition to the balance test in Figure 1, we note that the job loss literature has developed a rich set of sensitivity checks and robustness analyses designed to examine the credibility of the job loss design (e.g., Huttunen et al. 2011; Del Bono et al. 2012; Huttunen et al. 2018; Willage and Willén 2022; Salvanes et al. 2022). In Section 4.3, we implement these exercises to ensure that our results are not biased, not driven by spurious correlations, and not caused by endogenous selection into establishments that are closing down or downsizing.

Taken together, these results provide strong support for the assumption of conditional random assignment, allowing us to interpret the effects as causal. However, it is worth noting that for the purpose of examining the relative effects across child age, this is a stronger assumption than we need. Specifically, we could in theory relax this assumption and allow bias in the estimates as long as it is similar across the different age groups.

## *4.2 The Effect of Parental Job Loss on Child Outcomes*

**High School Outcomes.** Figure 2 shows the impact of parental job displacement at different ages on high school outcomes, obtained from estimating Equation (1). The outcomes we consider are 10<sup>th</sup> grade (lower secondary) GPA, graduating from high school, high school program quality (as proxied by the minimum GPA of peers attending the same high school program), and high school behavior (absences). High school quality and high school absences are only observed for individuals who enroll in high school, but this is almost the entire population, so we do not expect

any selection to bias these estimates.<sup>17</sup> As discussed above, we control for child birth year, parent age, and municipality fixed effects.

Each row corresponds to one of the outcomes listed above. In addition to showing results for all children irrespective of which parent experiences the labor shock (first column of each panel), we also provide figures stratified by whether the mother or the father experiences the job loss (second and third columns of each panel).

With respect to 10<sup>th</sup> grade GPA, parental job loss has an impact on children who are between 11 and 16 years old at the time of displacement. In terms of magnitude, the job loss event generates a drop in 10<sup>th</sup> grade GPA of about 10 percent of a standard deviation for these children. This is a relatively sizable effect, on par with well-known education interventions such as class size reductions (e.g., Krueger and Whitmore 2001). The effect is larger if it is the mother rather than the father losing her job. In fact, for families where mothers are displaced, we also see a statistically significant, albeit smaller, impact of experiencing job loss at ages 0-5 on 10<sup>th</sup> grade GPA.

It is interesting that exposure to maternal labor market shocks has a more detrimental effect on children's human capital development than exposure to paternal labor market shocks. As fathers tend to hold a larger share of total household labor income, this suggests that the main mechanism through which adverse labor shocks impact children is not income. We explore this in greater detail below.

With respect to high school graduation, the estimated effect is not statistically significant in the overall sample. However, for children whose mothers experienced a job, we find small but significant reductions in the probability of graduating. One potential reason for the much smaller effects on (the extensive margin of) graduating high school relative to the (intensive margin of) lower secondary GPA result, could be that more than 80 percent of Norwegian children complete high school on time. Therefore, there may not be as much room to affect the extensive margin of high school completion.

Turning to the quality of the high school program (measured by the minimum 10<sup>th</sup> grade GPA of one's high school program), the pattern of results is similar to the results for 10<sup>th</sup> grade

---

<sup>17</sup> Specifically, 98 percent of individuals completing compulsory school begins in high school that same year (see, for example, <https://www.udir.no/tall-og-forskning/publikasjoner/utdanningsspeilet/utdanningsspeilet-2019/videregaende-opplaring---fakta-og-laringsresultater/>). High school graduation is considerably lower.



GPA. Specifically, parental job loss at ages 11-16 reduces the minimum GPA of a high school program by about 0.027 GPA points, or about 5% of a standard deviation. This effect is larger if the mother loses her job. Maternal job loss also causes a statistically significant effect on program quality when children were less than 6 years old, although this effect is smaller in magnitude. Children who experience a parental job loss between the ages of 6 and 11 do not appear to be significantly impacted. These results reinforce the notion that maternal job loss appear significantly more detrimental to child development than parental job loss, and that there are two key periods during childhood – from age 0 through age 5 and from age 11 through age 16 – in which parental job loss may have detrimental effects on children’s outcomes.

The final outcome we explore at the high school level is the number of school absences the child has during their years in high school. This is an interesting outcome, as it represents a behavior rather than a measure of performance or attainment. The results provide a picture similar to that for the other outcomes, both with respect to the relative effect across child age and with respect to heterogeneous effects across parent gender.

Taken together, the results presented above demonstrate that the impact of parental labor shocks on children’s outcomes is most severe if the child is older and closer to the age at which the outcomes are measured. This finding is further reinforced in Appendix Figures A-2 and A-3 – in particular with respect to the intensive margin effects – in which we estimate effects separately for each child age and find that the effects grow stronger the close to the age at which the outcomes are measured. However, shocks occurring during the early period of children’s life also have lasting (albeit smaller) impact on their human capital development. We find strong evidence suggesting that most of these negative education effects are driven by maternal job loss rather than paternal job loss. We explore potential mechanisms underlying this heterogeneity below.

There are two (related) reasons why these results are particularly remarkable. First, because the impacts of displacement on earnings are so persistent, early shocks affect household resources for children for many more years than later shocks. Second, since fathers earn more than mothers, the displacement of fathers brings about a greater reduction in household resources. The fact that impacts are larger for later shocks and for displacement episodes experienced by mothers suggests that our results are probably not driven by shocks to income. Again, we discuss this in greater detail this below.

Interestingly, we do not find any meaningful gender differences between boys and girls by age of displacement. These results are provided in Appendix Figure A-4, and it is striking how similar the effects are for boys and girls across the full age distribution.

**Higher Education Outcomes.** Figure 3 shows results obtained from estimating Equation (1) using college enrollment and college quality (as proxied by the minimum peer high school GPA in the specific college program attended by each individual) as dependent variables.

All results have been estimated using birth year, parent age, and municipality fixed effects. As in the case of high school outcomes, in addition to showing results for all children irrespective of which parent experiences the labor shock, we also provide figures stratified by whether the mother or the father experiences the job loss.

In terms of college enrollment, the impact of job displacement of mothers remains more important than the impact of job displacement of fathers, but there is considerably less variation in effect sizes across the child's age (at the time of the shock) compared with the secondary school outcomes. With respect to college quality, the pattern is similar to the results on 10<sup>th</sup> grade GPA.<sup>18</sup> Specifically, the figure shows that parental job loss has an impact on children who are at least 11 years old at the time of displacement, and that this effect is larger if the mother loses her job compared to if the father loses his job. There is also a statistically significant effect on children who are less than 6 years old at the time of displacement, though this effect is smaller and only present if the mother loses her job. Interestingly, the lack of extensive margin effects coupled with the existence of intensive margin effects with respect to higher education outcomes mirrors the findings from the high school analysis.

**Effects of Multiple Shocks.** In this part of the paper, we investigate the impact of different sequences of shocks, including multiple shocks. This is because there are children who are exposed to more than one parental job displacement episode during their childhood.

The identifying assumption underlying this analysis is that conditional on our controls (birth year, parent age, and municipality) and sample restrictions, the timing and frequency of

---

<sup>18</sup> Note that college program selectivity is only observed for those attending college. However, the impact of parental job loss on college enrollment is quite small, so the role of selection on program selectivity is likely not driving our estimates.

shocks that one is exposed to during childhood is random. Again, the reason why this is a plausible assumption is because the shocks we explore are induced by mass layoffs or plant closures which are outside the control of families, and our sample is restricted to workers with a strong attachment to the labor market. To examine the plausibility of this assumption, we first present results from a balancing exercise which show that the characteristics of children and families exposed to different timing and sequences of shocks are similar in terms of pre-displacement characteristics (see Appendix Figure A-5).

In Figure 4, we explore the implications of exposure to multiple parental labor market shocks during childhood. In particular, each bar in each panel of Figure 4 shows the average outcome for children never exposed to a displacement episode, those exposed to a parental shock in only one of the three age bins, those exposed to parental shocks in two of the three age bins, and those exposed to a parental shock in each of the three age bins.<sup>19</sup> We can then compare the different bars in the figure.

The results provided in Figure 4 demonstrate that for lower secondary GPA, and for the quality of the high school and college programs, more shocks typically lead to worse outcomes. Interestingly, this does not appear to be the case for high school graduation, college enrolment and number of absences in high school, although our benchmark results also show much smaller impacts on these extensive margin outcomes.

The patterns are similar for lower secondary GPA, high school quality, and college quality. For these outcomes, there are almost no meaningful differences between those experiencing no displacement shocks, and those experiencing only one shock at ages 0-5 or 6-10. However, those experiencing a displacement shock at 11-16 have worse outcomes. For these three outcomes, experiencing two shocks is worse than experiencing a single parental job loss at ages 0-5 or 6-10, and similar to experiencing a parental job loss at 11-16. Finally, a job loss in all three age ranges results in the worse outcomes of all. For the fourth outcome, high school graduation, the outcomes are not particularly different across the different combinations of parental job shocks.

Some of the results for GPA and program quality are suggestive of dynamic complementarity, but this pattern is not universal. For example, the impact of a shock at 0-5 (6-

---

<sup>19</sup> Since we are breaking the data into many more cells, and several of the cells corresponding to multiple shocks are small, lack of statistical power prevents us from reliably examining the effect of multiple shocks separately by mothers and fathers.

10) is larger for those already experiencing a shock at 6-10 (0-5), than for those not experiencing any displacement shock, indicating that impacts of further shocks are larger for those already experiencing prior shocks (complementarity). However, adding a shock at 0-5 or at 6-10 to those experiencing no shocks has a similarly negligible impact on outcomes than adding such a shock to those already experiencing a shock at 11-16.

### *4.3 Robustness and Sensitivity*

The main assumption underlying our core findings is that children of nondisplaced parents represent an accurate counterfactual of what the outcomes of children to displaced parents would have been had they not been displaced (conditional on our sample restrictions and fixed effects). This assumption is likely to hold as we utilize as identifying variation plausibly exogenous shocks triggered by involuntary job loss from firm closure and mass layoffs affecting individuals with similar work histories and living in the same municipality, such that there should be no selective sorting into the treatment and control group.

To provide evidence in support of these assumptions, we showed in Figure 1 results from balance tests on a rich set child and parental characteristics. In addition to the balance test in Figure 1, we note that the job loss literature has developed an extensive set of sensitivity checks and robustness analyses designed to examine the credibility of the job loss design (e.g., Huttunen et al. 2011; Del Bono et al. 2012; Huttunen et al. 2018; Willage and Willén 2022; Salvanes et al. 2022). In this section, we implement these exercises, which suggest that our results are not biased, not driven by spurious correlations, and not caused by endogenous selection into establishments that are closing down or downsizing.

In Appendix Figure A-6, we show that the results are unaffected by limiting the analysis to larger firms (sequentially restricting our sample to establishments with more than 30, 40, and 50 employees). This exercise is important for ensuring that the effects we identify are not driven by false mass layoffs and establishment closures.

In Appendix Figure A-7, we show that the results are robust to clustering at the municipality level. Here, we allow the error component to be correlated among individuals within the same municipality. This adjustment has no meaningful impact on the precision of our estimates.

In Appendix Figure A-8, we calculate propensity scores based on the pre-displacement period and show that our results are robust to restricting the sample to those in the common support region of the propensity score. We pursue this exercise in an effort to obtain treatment and control groups that are as comparable as possible, ensuring a meaningful interpretation of the results. By eliminating observations outside the common support region of the propensity score, we ensure that our results are not being driven by treatment and control units that are very different from each other and have little overlap in terms of background characteristics.

In Appendix Figure A-9, we show that accounting for early leavers (individuals who leave the plant one year before the closure/layoff, potentially in anticipation of the event) does not change the results. This exercise is important for ensuring unbiased estimates, as “early leavers” may be positively selected.

In Appendix Figure A-10, we show that the results are unaffected by relaxing the conventional job requirement in the job loss literature – that individuals must have been full-time employed in the three years leading up to the base year. This is an important finding, demonstrating that we are not estimating a very specific local average treatment effect, and that our results extend to children whose parents are less attached to the labor force as well.

In Appendix Figure A-11, we show that the results are unaffected by including a richer set of control variables including child birth month, child sex, parent sex, parent education, parent Norwegian born, and pre-period income as well as robust to the incorporation pre-period industry fixed effects.

In Appendix Figure A-12 we examine what happens to our results if the control group consists only of children never exposed to displacement shocks during their entire childhood. These estimates are consistent with our main results.

In addition to the robustness checks discussed above, we also pursue an alternative estimation strategy that relies on weaker identifying assumptions than our baseline method, exploiting only the timing of shocks across all children who ever have been exposed to a parental job loss due to mass layoffs or plant closures. Specifically, we restrict the sample only to those children who have ever experienced a parental shock, and estimate the following equation:

$$y_{jgqam} = \alpha + \beta_1 TreatAge0to5_{gj} + \beta_2 TreatAge11to16_{gj} + \theta_{gq} + \phi_{gm} + \rho_{ga} + \varepsilon_{jgqam}, \quad (5)$$

where  $\theta_{gq}$  denotes birth year-by-child age group fixed effects,  $\rho_{ga}$  denotes parent age-by-child age group fixed effects, and  $\phi_{gm}$  represents municipality-by-child age group fixed effects. The treatment age group 6 to 10 is omitted from the equation and serves as the baseline treatment effect.

The thought experiment underlying Equation (5) is to imagine two parents of the same age, with the same employment history who live in the same municipality and are born in the same year, who have children of the same age and both parents were exogenously displaced due to a mass layoff or plant closure, but one parent was displaced when their child was young and the other was displaced when their child was older. The identifying assumption underlying Equation (5) is thus that the age of the child at the time of the parental displacement is random across families that were ever displaced.

While Equations (5) relies on weaker identification assumptions than Equation (1), the estimates we obtain abstract away from any level effects associated with parental job loss, instead focusing on patterns between children's ages. Specifically, as all individuals are exposed to a parental job loss in these regressions, the effects we recover are relative effects across child age, absent any overall effect that parental job loss may have on children.

Results obtained through the estimation of Equation (5) are provided in Appendix Figure A-13. The robustness of our results to the use of these alternative estimation approaches is consistent with the notion that the effects are not driven by endogenous selection into treatment.

Taken together, the extensive set of robustness checks, sensitivity analyses, and alternative estimation approaches shows that our key assumptions are likely to hold, and that our main results can be safely interpreted as the causal impact of displacement shocks at different ages on the education of children.

#### *4.4 The Role of Parental Education*

We next investigate if there are heterogeneous effects by parental education. It is possible that parents with high human capital are better able deal with the consequences of job loss. For example, more educated individuals are more mobile, may have larger work networks, and may possess skills that are more easily transferable to other occupations. Thus, they may find it easier to access new jobs following involuntary job separations.

On the other end, job loss may also involve more stress among high-educated individuals who likely experience more employment protection in general, and who may be less used to dealing with adverse shocks. In addition, they may experience lower replacement rates from unemployment benefits and other welfare programs, and they likely earn above the benefit caps in these programs prior to displacement. To examine this in more detail, we stratify our results based on the parent's level of education. To simplify the analysis, we focus on two levels of education: at most a high school diploma and more than a high school diploma.

The results from this exercise are presented in Figure 5. The results suggest that the effects identified in Figure 1 are disproportionately driven by children of highly educated parents, both in terms of magnitudes and age patterns. This could either be because the home environment in itself makes children more vulnerable to these shocks – because the size of the shocks is different for parents with high and low levels of education – or because more and less educated parents respond differentially to shocks as a function of their child's age.

#### *4.5 Possible Mechanism – Parents' Adjustment Paths*

To better understand the channels through which the effects of parental job loss on child outcomes operate, we follow the children's parents over time and use a difference-in-differences approach to compare changes in parental outcomes among those who experienced an involuntary job separation relative to those who did not (Equation (3)). This exercise also helps us to understand how children may constrain parents' adjustment paths following adverse shocks.

**Parental Labor Market Effects.** In Figure 6, we document the impact of involuntary job separation on the employment and earnings of parents as a function of their children's age at the time of the shock, for the whole sample as well as separately for mothers and fathers.<sup>20</sup> These results have been generated by estimating Equation (3), which includes both time as well as individual fixed effects. The individual fixed effects control for time-invariant differences in observed and unobserved characteristics across individuals that may be correlated with displacement and the outcomes of interest.

---

<sup>20</sup> Estimates of pre-trends based on Equation (4) are available in Appendix Figure A-14. These estimated slopes of the pre-trends are precisely estimated zeros.

With respect to employment, there is a clear negative effect for both mothers and fathers across the age spectrum of their children. The effect amounts to approximately 10 percentage points independent of the age of the child. Notable is the difference between the mother and father for the early ages of the child. Specifically, the reduction in employment is significantly larger for mothers up to the school starting age of 6, after which the effect difference between mothers and fathers converges. This result resembles the finding in Angelov et al. (2016). This differential effect could partly explain why we have stronger effects on child outcomes for maternal than for paternal job loss episodes.

Turning to labor market earnings, there is an economically meaningful and statistically significant negative effect of being displaced both among mothers and fathers across the age distribution of children. The negative earnings effect is approximately 10000 NOK, and is similar for fathers and mother for children up to the age of 10, after which the effect becomes slightly larger for fathers. These parent-specific earnings effects are within the range of earnings effects that have been identified for average workers in the US and in other OECD countries, though effects in the US tend to be slightly larger on average (e.g., Jacobsen et al. 1993; Couch and Placzek 2010; Davis and von Wachter 2011; Huttunen et al. 2011; Salvanes et al. 2022).

Interestingly, the earnings and employment effects of displacement are relatively stable across the age of the child at the time of displacement. This is perhaps what one would expect, since our assumption is that these shocks hit families with children at different ages at random. It is, however, conceivable that the reaction of parents to these shocks vary according to the age of their children, which could make the overall impacts of the shocks very different depending on the age of the child at the time of displacement.

Consistent with previous work on the employment effects of job displacement, a formal event study analysis on the employment and earnings effects of displacement for parents show that the employment effects recover relatively quickly, while the earnings effects persist for several years (Appendix Figure A-15). This is important because it means that although early and late shocks have the same magnitude in the short run, early shocks affect children for a much longer period than late shocks. In Figure 7, we show the impact of experiencing displacement at each age on the total (discounted) household earnings across the entire childhood, which is much larger for early than for late shocks. This supports the idea that income is not the driving mechanism, because



shocks occurring in late childhood have much larger impacts on child outcomes than those occurring at earlier ages.

**Parental Labor Market Adjustment Paths.** In Figure 8, we study potential parental adjustments to the adverse employment shocks that they experience as a function of their child's age at the time of the shock: mobility, education, fertility, and disability pension. In addition to helping us understand the mechanisms through which adverse shocks impact the skill formation process of children, this exercise allows us to better understand how children of different ages may constrain parents' responses following adverse shocks.

First, parents may respond to adverse employment shocks by moving to a new regional labor market in search for better job opportunities; something that both can mitigate the consequences of job loss and impact the human capital development of children (Huttunen, Møen and Salvanes 2018). In the first row of Figure 8, we examine the impact of involuntary job separation on regional mobility as a function of the child's age. The results demonstrate that both mothers and fathers exhibit a regional mobility response to adverse labor shocks, though the impact on fathers is greater; particularly in the early pre-school years. We speculate that the large drop in the mobility response at the time children start school is due to the potential disruption effect that parents think their children may experience if they have to switch school. However, despite the clear patterns, it is important to emphasize that the magnitude of the effects are relatively modest, with job loss shifting the mobility behavior of parents with at most one percentage point.

Second, it is well established that adults often go back to school to complete a degree following an involuntary job separation (Bennett et al. 2020; Minaya et al. 2020; Salvanes et al. 2022). One likely explanation for this behavior is the desire to reduce the future risk of losing a job by investing in human capital. This adjustment response to an involuntary job separation may depend on the child's age and whether the child is in school, and it may also differ for mothers and fathers. Specifically, existing research has shown that (1) males and females face disparate careers trajectories due to factors such as family formation, educational investment, mobility preferences,

and retirement,<sup>21</sup> (2) that men and women differ in career and life choices related to job search, commuting, and childcare,<sup>22</sup> and (3) that there are non-trivial child penalties and “mommy gaps”.<sup>23</sup>

In the second row of Figure 8, we see a small effect of job loss on returning to school, though the magnitude of this effect is relatively modest and does not appear to differ substantially between mothers and fathers. However, an interesting result is that the effect on mothers appears to increase as their children enter their early teenage years. While this could be driven by the fact that mothers tend to serve as primary caregivers and that they free up a significant amount of time as their children grow up and become more independent, this is purely speculative.

Third, an involuntary job separation and a decline in earnings could also generate a change in fertility (e.g., Huttunen and Kellokumpu 2016). For instance, the opportunity costs of having children may change as a direct effect of job loss. In the third row Figure 8, we see that fertility is not strongly responsive to job loss. At very young ages, mothers have small increases and fathers have small decreases. Fathers’ fertility is unaffected by job loss if it occurs when their current children are above pre-school age. However, fertility for mothers increases following a job loss that takes place when their current children enter school, and the magnitude declines as her children enter adolescence. We speculate that this may be because mothers’ who lose their jobs when their children are very young are constrained both in terms of financial resources and time (having to take care of a toddler), such that having an additional child at this point becomes less desirable. However, as the child grows up, the mother has accumulated more resources, and can dedicate less time to children in school, such that having an additional child becomes more attractive. Finally, fertility spacing of ten or more years may be undesirable.

Finally, an involuntary job loss may lead individuals to permanently exit the labor force through other social security and welfare programs, such as disability pension (see Section 2 for details about this program). In the fourth row of Figure 8, we see that both fathers and mothers experience an increase in exiting the labor force on disability benefits following a job loss when their children are teenagers, and that it is marginally larger for fathers. Parents that lose their jobs when the children are younger do not display any effects. One potential reason for this effect pattern is that parents of young children are in need of greater financial resources and feel a greater

---

<sup>21</sup> E.g., Kleven et al. (2019); Manning and Swaffield (2008).

<sup>22</sup> For job search, see Cortes et al. (2021). For commuting, see Le Barbanchon et al. (2020). For childcare, see Ellingsæter and Kitterød (2021) as well as Thomas (1994).

<sup>23</sup> E.g., Angelov et al. (2016); Kleven et al. (2019).

financial obligation to their children such that they are less willing to permanently exit the labor force. Parents of teenagers – who are soon-to-be financially independent – may not feel that same pressure and obligation and are therefore more willing to consider permanent exit as an option to adverse labor shocks.

Taken together, the results from this subsection clearly show that the age of the child at the time of the parental labor market shock does impact the way in which the parent chooses to respond to that shock. However, the results also demonstrate that the differences in effects among parents with differently-aged children are economically modest, and are unlikely to explain the differential impact on the skill formation process of children.

**Parental Health Effects.** Our two most striking findings are that the impacts of shocks in late adolescence are larger than in other ages, and that the impacts of maternal shocks are larger than the impacts of paternal shocks. These findings are puzzling for different reasons.

With respect to the first finding, this is a puzzling result because even though the short-term impact of shocks on the employment and earnings of parents is similar for children of different ages, the shocks are long-lasting and therefore affect many more years of childhood the earlier they occur (see also Figure 7 discussed above). However, the largest impacts of the shocks are in the later period of childhood, closer to the time when we measure our outcomes, which suggests that income may not be an important driver of these effects.

Regarding the second finding, this result is interesting because the impact of displacement on employment, earnings, and several other family decisions are similar regardless of who the displacement episode is affecting: mothers or fathers. Therefore, it is not easy to explain why impacts are larger when shocks affect mothers rather than fathers.

In this section, we show that one plausible explanation for both these puzzles concerns the potential impact that adverse labor shocks have on the mental well-being of parents. Prior research has demonstrated that such shocks may generate negative health behaviors (e.g., Black et al. 2015), induce psychological stress (e.g., Østhus 2012), and reduce subjective well-being (e.g., Song 2018). If such psychological effects are larger for mothers than fathers, that could potentially shed

light on why maternal job loss appears more detrimental to child development than paternal job loss.<sup>24</sup>

To examine this question, we merge our analysis data with mental health data on parents. These data come from the Cohort of Norway data and the National Health Screening Service's Age 40 Program data, two population-based national surveys conducted between 1988 and 2003. The surveys contain information from a survey with questions regarding mental wellbeing. The goal of the surveys was to document the health of all men and women between the ages of 40 and 42 across Norway, with a response rate of between 55 and 80 percent.<sup>25</sup> We use information from both surveys as most of the same information was collected across these two surveys. These data enable us to analyze self-reported mental health as a function of involuntary job displacement for a subset of individuals in our sample. In terms of outcomes, we focus on mental health characteristics that plausibly can be affected by negative labor market shocks: anxiety, nervousness, sleeplessness, and depression. Note that we are unable to examine these outcomes separately by child age due to sample limitations as well as the specific age of individuals that the surveys target.

The results from this supplemental analysis are provided in Table 2, in which we estimate versions of Equation (1) on the parent-level with the above health outcomes as the dependent variables. First, the results demonstrate that displaced mothers experience significant negative mental health effects because of involuntary job displacements, while fathers do not. In particular, mothers are much more likely to experience sleeplessness and nervousness, two mental health traits strongly linked to stress-induced events such as job displacement. In addition to providing strong suggestive evidence on the mechanisms through which the differential effects of maternal and paternal job loss impact children, these results serve to broaden our understanding of gender-specific implications of adverse labor market shocks. We see this as an important area for future research in the field.

Second, these negative mental health effects are not long lasting. Specifically, Appendix Table A-3 shows results from estimating the same health regressions for mothers but examining health effects five through seven years after the shock. The results in Appendix Table A-3 illustrate

---

<sup>24</sup> Due to, for example, the tendency of mothers to invest and interact more with their children such that the added burden of job loss weighs heavier on them.

<sup>25</sup> While the Age 40 Program exclude individuals in Oslo, the Cohort of Norway data includes individuals in Oslo.

that none of the stress effects are present in the long-run. This provides us with a short-run channel that can explain why later shocks have larger impacts on late adolescence outcomes in spite of having much lower impacts on cumulative home resources during childhood.

## **6. Discussion and Conclusion**

Children's surroundings and home environments matter for their development and later-in-life outcomes. However, different stages of childhood are associated with the formation of different types of skills, and there might be particularly sensitive periods of learning during childhood in which critical human development advances take place. Furthermore, the dynamics of skill accumulation can be such that investments and shocks in different periods can be substitutes or complements.

In this paper, we leverage rich Norwegian population-wide register data and exploit mass layoffs and establishment closures to causally identify and provide novel evidence on the impact of parental labor shocks on children across childhood, from age 0 through age 16. In addition, using data from children experiencing more than one displacement shock in childhood, we extend this analysis by examining the impact of facing different sequences of shocks in childhood on education outcomes in late adolescence.

We present six main results. First, we establish that the impact of parental labor shocks on children's human capital accumulation depends on the age of the child at the time of the shock. Specifically, relative to the middle ages of childhood (age 6 through 10), it is in early childhood (age 0 through 5) and early adolescence (age 11 through 16) that parental job loss has stronger detrimental effects on children's human capital development. Effects of shocks occurring in early adolescence are particularly large.

Second, we show that the effects we identify mostly operate through changes on the intensive margin of human capital accumulation. Specifically, while there is little effect on extensive margin outcomes such as high school graduation and college enrollment, there are larger impacts on education performance, high school behavior (absences), and the quality of the high school and college programs students enroll in.

Third, in terms of mechanisms, we demonstrate that there is little difference in how parents respond to adverse labor shocks as a function of the age of the child at the time of the shock. Specifically, even though we find that parents respond to adverse labor market shocks by returning

to school, moving to new local labor markets, altering their fertility decisions, and permanently exiting the labor force, these effects are not meaningfully different from each other across child age.

Fourth, we document important heterogeneity with respect to the gender of the displaced parent. Specifically, we demonstrate that most of the effects are driven by maternal job loss rather than paternal job loss. The fact that children are considerably less affected by paternal job loss suggests that the effects on children are not driven by a reduction in household income, as the reduction in household income is – on average – much larger following a paternal job loss than a maternal job loss.

Fifth, by linking our data to mental health surveys, we show that displaced mothers experience significant negative mental health effects because of involuntary job displacements. These effects are not observed for fathers. Furthermore, these impacts on family stress only occur in the short run and only in response to maternal job displacement (consistent with our finding of larger impacts of maternal displacement).

Sixth, the more shocks a child is exposed to during childhood, the lower are most (but not all) of her education outcomes. The relationship between outcomes and the number of shocks is close to additive, so we cannot rule out the absence of dynamic complementarity in the production of skills.

In terms of policy implications, we view our paper as opening up a new avenue of research on the interaction of adverse labor shocks and child development as well as family structure, and as providing valuable information to policymakers on how to reduce the constraining impact that children may have on their parents' ability to respond to negative shocks. These are central questions for the design of social insurance programs.

## **References**

- Adda J., C. Dustmann, C. Meghir, and J. Robin (2013). "Career Progression, Economic Downturns, and Skills" *NBER Working Paper No. 18832*.
- Angelov, N., P. Johansson, and E. Lindahl (2016). "Parenthood and the gender gap in pay." *Journal of Labor Economics* 34(3): pp. 545-579.
- Black, S., P. Devereux, and K. Salvanes (2015). "Losing heart? The effect of job displacement on health." *ILR Review* 68(4): pp. 833-861.
- Blöndal, S., and M. Pearson (1995). "Unemployment and other Non-employment Benefits" *Oxford Review of Economic Policy* 11(1): 136–169.
- Bennett, P., R. Blundell, and K. Salvanes. (2020). "A second chance? Labor market returns to adult education using school reforms" *IZA Discussion Paper No. 13592*.
- Botero, J., S. Djankov, R. La Porta, F. Lopez-De-Silanes, and A. Schleifer. (2004). "The regulation of labor" *Quarterly Journal of Economics* 119 (4): pp. 1339-1382.
- Browning M., and E. Heinesen (2011). "The effect of job loss due to plant closure on mortality and hospitalization" *AKF Working Paper* 2011(1).
- Carneiro, P., Y. Cruz-Aguayo, R. Hernandez, and N. Schady. (2022). "Experimental Estimates of the Education Production Function" *Mimeo*.
- Carneiro, P., I. Garcia, K. Salvanes, and E. Tominey. (2021). "Intergenerational mobility and the timing of parental income" *Journal of Political Economy* 129(3).
- Carneiro, P., and J. Heckman. (2003). "Human Capital Policy" in *Inequality in America: what role for human capital policies* (edited by Heckman, J., and Krugere, A.).
- Coelli, M. (2011). "Parental job loss and the education enrolment of youth." *Labour Economics* 18(11): pp. 25–35.
- Cortes P., J. Pan, L. Pilossoph, and B. Zafar (2021). "Gender differences in job search and the earnings gap: evidence from business majors" *NBER Working Paper No. 28820*.
- Couch, K., and D. Placzek (2010). "Earnings losses of displaced workers revisited" *American Economic Review* 100(1): pp. 572-589.
- Cunha, F., J. Heckman, L. Lochner, and D. Masterov. (2006) "Interpreting the evidence on life cycle skill formation" in *Handbook of the Economics of Education Volume 1* (edited by Eric Hanushek and Finish Welch).

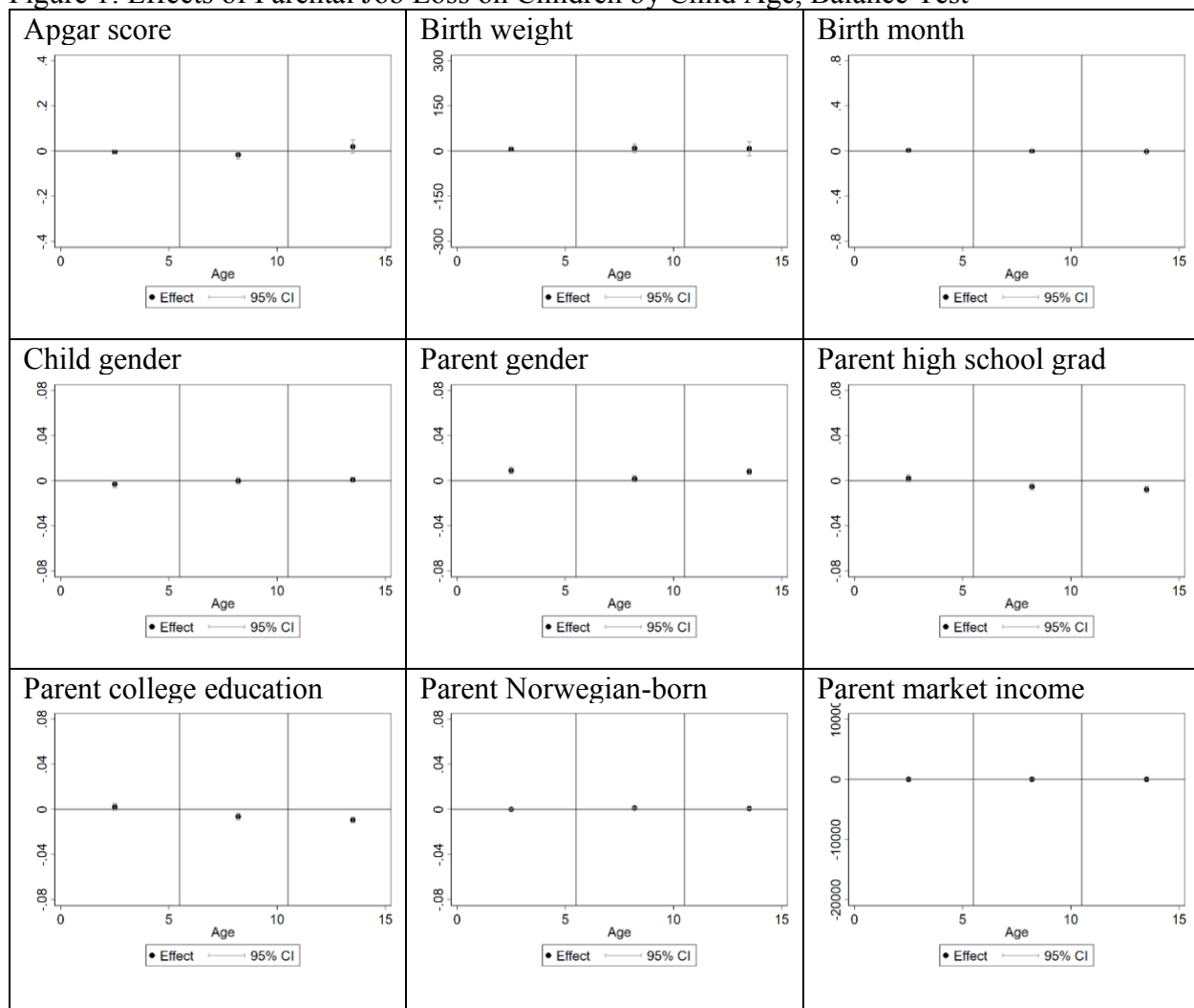
- Cunha, F., J. Heckman, and S. Schennach (2010). "Estimating the technology of cognitive and noncognitive skill formation" *Econometrica* 78 (3): pp. 883-931.
- Dahl S-A., O. Nilsen, and K. Vaage (2003). "Gender differences in early retirement behavior" *European Sociological Review* 19(2): pp. 179-198.
- Dahl, G., K. Løken, M. Mogstad, and K. Salvanes. (2016). "What is the case for paid maternity leave?" *Review of Economics and Statistics*, 98(4): pp. 655-670.
- Del Bono, E., A. Weber, and R. Winter-Ebmer. (2012). "Clash of career and family: Fertility decisions after job displacement" *Journal of the European Economics Association* 10(4): pp. 659-683.
- Davis S., and T. von Wachter (2011): "Recessions and the Costs of Job Loss," *Brookings Papers on Economic Activity*.
- Ellingsæter A., and R. Kitterød (2021). "The unfinished revolution: what is the impact of education on fathers' family work" *Tidsskrift for samfunnsforskning* 1(62).
- Godoy, R., V. Reyes-Garcia, R. McDade, S. Tanner, W. Leonard, T. Huanca, V. Vadez, and K. Patel. (2006). "Why do mothers favor girls and fathers, boys?" *Human Nature* 17(2): pp. 169-189.
- Gundersen, F., and D. Juvkvam. (2013). "Inndelinger i senterstruktur, sentralitet og BA-regioner" *NIBR-rapport* 2013:1.
- Heckman, J.. (2007). "The economics, technology, and neuroscience of human capability formation" *PNAS* 104(33): pp. 13250-13255.
- Heckman, J., and S. Mosso. (2014). "The economics of human development and social mobility" *Annual Review of Economics* 6(1): pp. 689-733.
- Hilger, N.. (2016). "Parental job loss and children's long-term outcomes: evidence from 7 million fathers' layoffs." *American Economic Journal: Applied Economics* 8(3): pp. 247-83.
- Huttunen, K., J. Møen, and K. Salvanes (2011). "How destructive is creative destruction? Effects of job loss on job mobility, withdrawal and income." *Journal of the European Economic Association* 9(2): pp. 840-870.
- Huttunen, K., and J. Kellokumpu. (2016). "The Effect of Job Displacement on Couples' Fertility Decisions." *Journal of Labor Economics* 34(2): pp. 403-442.
- Huttunen, K., J. Moen, and K. Salvanes (2018). "Job loss and regional mobility." *Journal of Labor Economics* 36(2): pp. 479-509.



- Huttunen, K., C. Gathmann, L. Saaksvuori, R. Stitzing, L. Jernstrom. (2020). "In sickness and in health: job displacement and health spillovers in couples" *IZA Discussion Paper No.* 13329.
- Ichino, A., G. Schwerdt, R. Winter-Ebmer, and J. Zweimuller (2017). "Too Old to Work, Too Young to Retire?" *Journal of the Economics of Ageing* 9: pp. 14–29.
- Jacobson L., R. LaLonde, and D. Sullivan (1993). "Earnings Losses of Displaced Workers." *American Economic Review* 83(4): pp. 685–709.
- Johnsen J., K. Vaage, and A. Willén (2022). "Interactions in Public Policies: Spousal Responses and Program Spillovers of Welfare Reforms." *The Economic Journal* 132(642): pp. 834-864.
- Kirkeboen, L., E. Leuven, and M. Mogstad. (2016). "Field of study, earnings, and self-selection" *The Quarterly Journal of Economics* 131(3): pp. 1057-1111.
- Kleven H., C. Landais, J. Posch, A. Steinhauer, and J. Zweimüller (2019). "Child Penalties across Countries: Evidence and Explanations." *AEA Papers and Proceedings* 109: pp. 122-26.
- Komisar, E.. (2017). *Being There: Why Prioritizing Motherhood in the First Three Years Matters* (New York, Penguin).
- Knudsen, E., J. Heckman, J. Cameron, and J. Shonkoff. (2006). "Economic, neurobiological, and behavioral perspectives on building America's future workforce" *PNAS* 103(27): pp. 10155-10162.
- Le Barbanchon T., R. Rathelot, and A. Roulet (2020). "Gender differences in job search: trading off commute against wage" *Quarterly Journal of Economics* 136(1): pp. 381-426.
- Manning A., and J. Swaffield (2008). "The gender gap in early-career wage growth" *The Economic Journal* 118(530): pp. 983–1024.
- Mari, G., and R. Keizer (2021). "Parental job loss and early child development in the great recession" *Child Development* 92(2): pp. 1698-1716.
- Minaya, V., B. Moore, and J. Scott-Clayton (2020). "The effect of job displacement on college enrollment: evidence from Ohio" *NBER Working Paper No.* 27694.
- Mörk, E., A. Sjögren, and H. Svaleryd (2020). "Consequences of parental job loss on the family environment and on human capital formation – Evidence from workplace closures." *Labour Economics* 67.
- Oreopoulos, P., M. Page, and A. Huff Stevens (2008). "The intergenerational effects of worker displacement." *Journal of Labor Economics* 26(3): pp. 455-483.

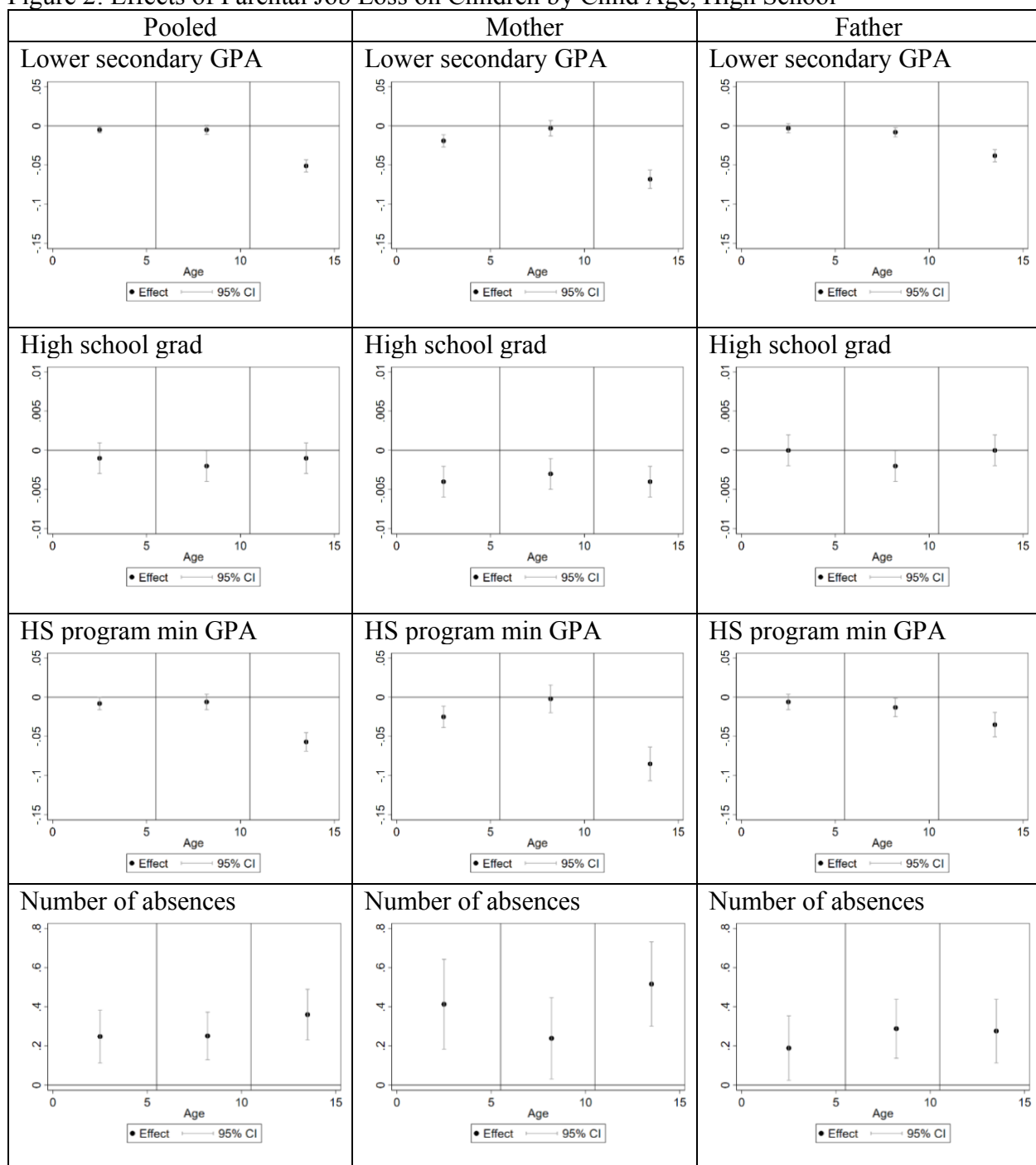
- Oreopoulos, P., T. von Wachter, and A. Heisz (2012): “The Short- and Long-Term Career Effects of Graduating in a Recession.” *American Economic Journal: Applied Economics* 4(1): pp. 1–29.
- Rege, M., K. Telle, M. Votruba (2009). “The effect of plant downsizing on disability pension utilization.” *Journal of the European Economic Association* 7(4): pp. 754–785.
- Rege, M., K. Telle, and M. Votruba (2011). "Parental job loss and children's school performance." *The Review of Economic Studies* 78(4): pp. 1462-1489.
- Rinz, K. (2021). “Did timing matter? Life cycle differences in effects of exposure to the Great Recession” *Journal of Labor Economics* (forthcoming).
- Ruhm, C. (1991). “Displacement Induced Joblessness.” *Review of Economics and Statistics* 73(3): pp. 517–522.
- Salvanes, K., B. Willage, and A. Willén (2022). “The Effect of Labor Market Shocks across the Life Cycle.” *Journal of Labor Economics* (forthcoming).
- Sayer, L., S. Bianchi, and J. Robinson. (2004). “Are parents investing less in children? Trends in mothers’ and fathers’ time with children” *American Journal of Sociology* 110(1): pp. 1-43.
- Schmieder, J., T. von Wachter, and J. Heining (2022). “The Costs of Job Displacement Over the Business Cycle and Its Sources: Evidence from Germany” *NBER Working Paper No. 30162*.
- Song, Y.. (2018). "Job displacement and subjective well-being: findings from the American Time Use Survey Well-Being Modules." *Journal for Labour Market Research* 52(13).
- Sullivan D., and T. von Wachter (2009). “Job displacement and mortality: an analysis using administrative data.” *Quarterly Journal of Economics* 124(3): pp. 1265–1306.
- Tanndal J., and M. Päällysaho (2020). ”Family-level stress and children’s educational choice: evidence from parent layoffs.” *Stockholm University, Mimeo*.
- Thomas, D.. (1994). “Like father, like son; like mother, like daughter: parental resources and child height” *The Journal of Human Resources* 29 (4): pp. 950-988.
- Tungodden, J., and A. Willén (2022). “When Parents Decide: Gender Differences in Competitiveness” *Journal of Political Economy* (forthcoming).
- Willage B., and A. Willén (2022). “Postpartum Job Loss: Transitory Effect on Mothers, Long-run Damage to Children.” *European Economic Review* (forthcoming).
- Østhus, S. (2012). "Health effects of downsizing survival and job loss in Norway." *Social Science & Medicine* 75.5: pp. 946-953.

Figure 1: Effects of Parental Job Loss on Children by Child Age, Balance Test



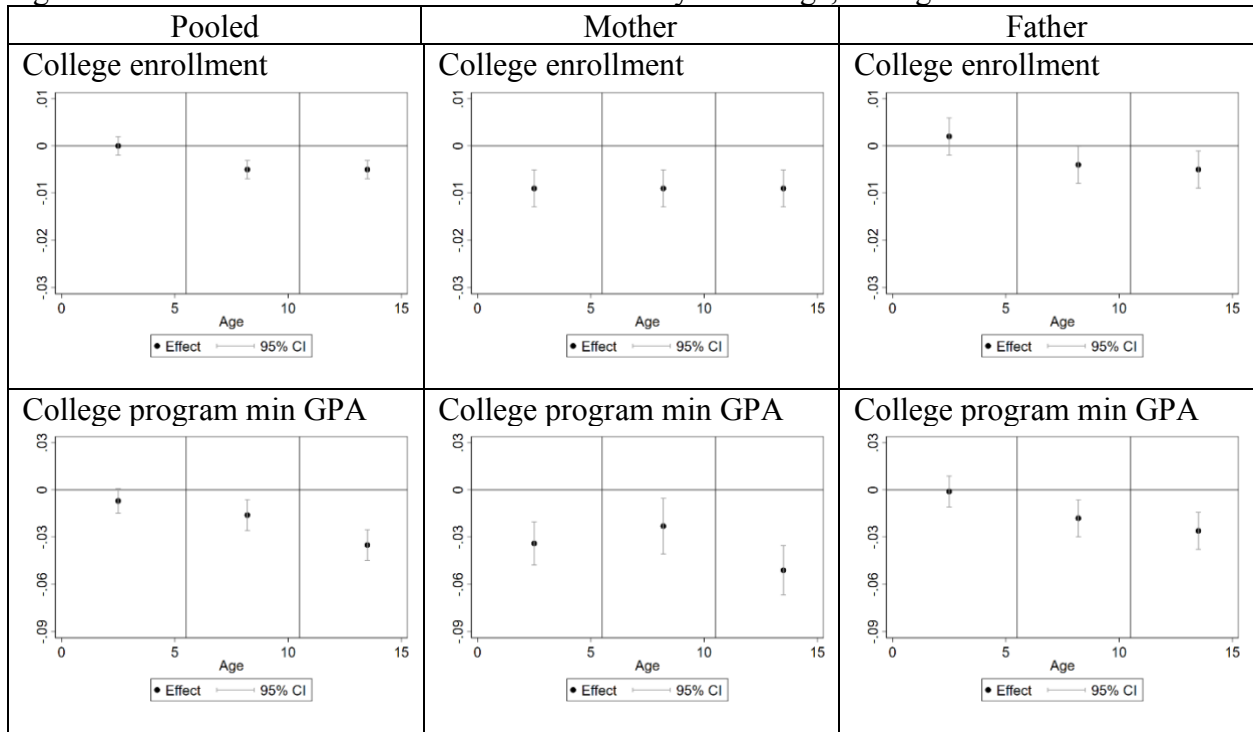
Note: Authors estimation of Equation (1) using population-wide register data from Statistics Norway. Dots are point estimates from a separate equation, lines are 95% confidence intervals. Standard errors are clustered at the individual parent level. Estimating equation:  $y_{jbgqam} = \beta_{1g}Displace_{jg} + \theta_{gq} + \phi_{gm} + \rho_{ga} + \epsilon$ , where  $y_{jbgqam}$  is the outcome,  $Displace_{jg}$  is a binary variable taking the value of one if the child's parent was involuntarily displaced when the child was in that age group, and the fixed effects for birth year are  $\theta_{gq}$ , for parent age are  $\rho_{ga}$ , and for municipality are  $\phi_{gm}$ .

Figure 2: Effects of Parental Job Loss on Children by Child Age, High School



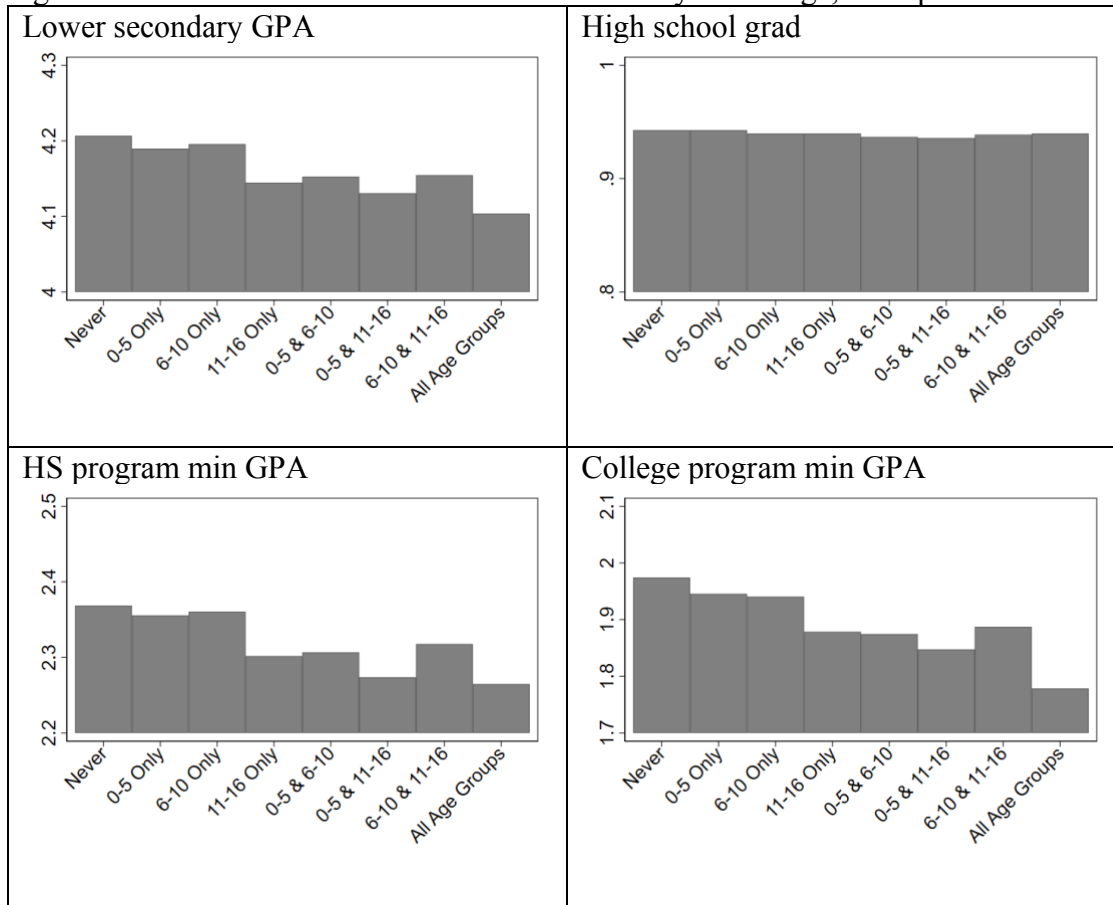
Note: Authors estimation of Equation (1) using population-wide register data from Statistics Norway. Dots are point estimates from a separate equation, lines are 95% confidence intervals. Standard errors are clustered at the individual parent level. Estimating equation:  $y_{jbgqam} = \beta_{1g}Displace_{jg} + \theta_{gq} + \phi_{gm} + \rho_{ga} + \epsilon$ , where  $y_{jbgqam}$  is the outcome,  $Displace_{jg}$  is a binary variable taking the value of one if the child's parent was involuntarily displaced when the child was in that age group, and the fixed effects for birth year are  $\theta_{gq}$ , for parent age are  $\rho_{ga}$ , and for municipality are  $\phi_{gm}$ .

Figure 3: Effects of Parental Job Loss on Children by Child Age, College



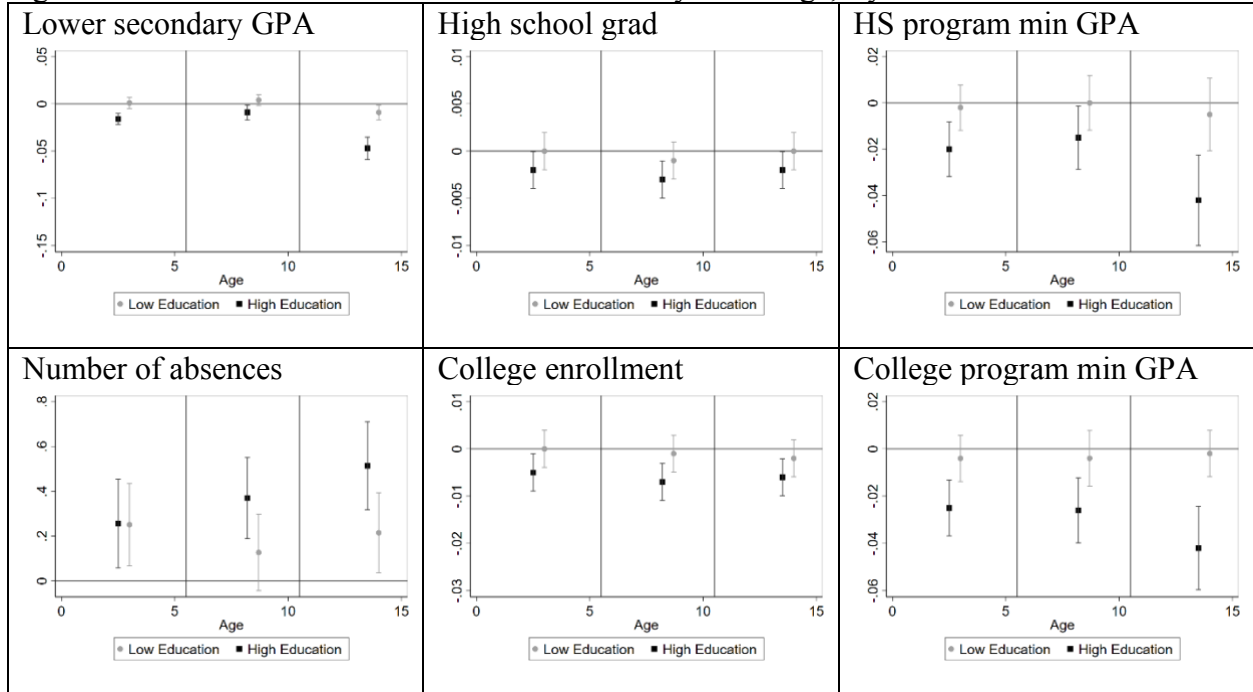
Note: Authors estimation of Equation (1) using population-wide register data from Statistics Norway. Dots are point estimates from a separate equation, lines are 95% confidence intervals. Standard errors are clustered at the individual parent level. Estimating equation:  $y_{jbgqam} = \beta_{1g}Displace_{jg} + \theta_{gq} + \phi_{gm} + \rho_{ga} + \epsilon$ , where  $y_{jbgqam}$  is the outcome,  $Displace_{jg}$  is a binary variable taking the value of one if the child's parent was involuntarily displaced when the child was in that age group, and the fixed effects for birth year are  $\theta_{gq}$ , for parent age are  $\rho_{ga}$ , and for municipality are  $\phi_{gm}$ .

Figure 4: Effects of Parental Job Loss on Children by Child Age, Multiple Shocks



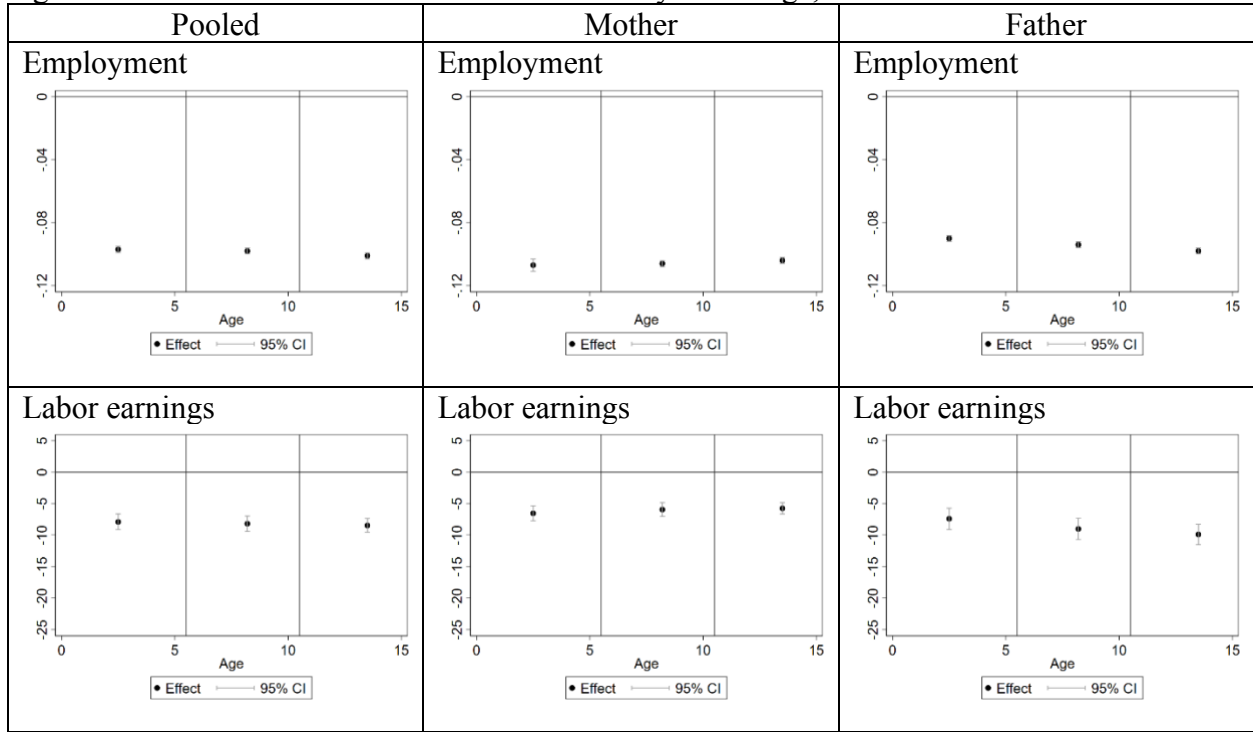
Note: Authors estimation of Equation (2) using population wide register data from Statistics Norway. Dots are point estimates from a separate equation, lines are 95% confidence intervals. Standard errors are clustered at the individual parent level. Estimating equation:  $y_{jqam} = \beta_1 DisplaceAge0to5_{jq} + \beta_2 DisplaceAge6to10_{jq} + \beta_3 DisplaceAge11to16_{jq} + \beta_4 DisplaceAge0to5and6to10_{jq} + \beta_5 DisplaceAge0to5and11to16_{jq} + \beta_6 DisplaceAge6to10and11to16_{jq} + \beta_7 DisplaceAllAges_{jq} + \theta_q + \phi_m + \rho_a + \varepsilon_{jq}$ .

Figure 5: Effects of Parental Job Loss on Children by Child Age, By Parent Education



Note: Authors estimation of Equation (1) stratified by parental education level using population-wide register data from Statistics Norway. Low education refers to parents with at most a high school diploma. High education refers to parents with more than a high school diploma. Dots are point estimates from a separate equation, lines are 95% confidence intervals. Standard errors are clustered at the individual parent level. Estimating equation:  $y_{jbgqam} = \beta_{1g}Displace_{jg} + \theta_{gq} + \phi_{gm} + \rho_{ga} + \epsilon$ , where  $y_{jbgqam}$  is the outcome,  $Displace_{jg}$  is a binary variable taking the value of one if the child's parent was involuntarily displaced when the child was in that age group, and the fixed effects for birth year are  $\theta_{gq}$ , for parent age are  $\rho_{ga}$ , and for municipality are  $\phi_{gm}$ .

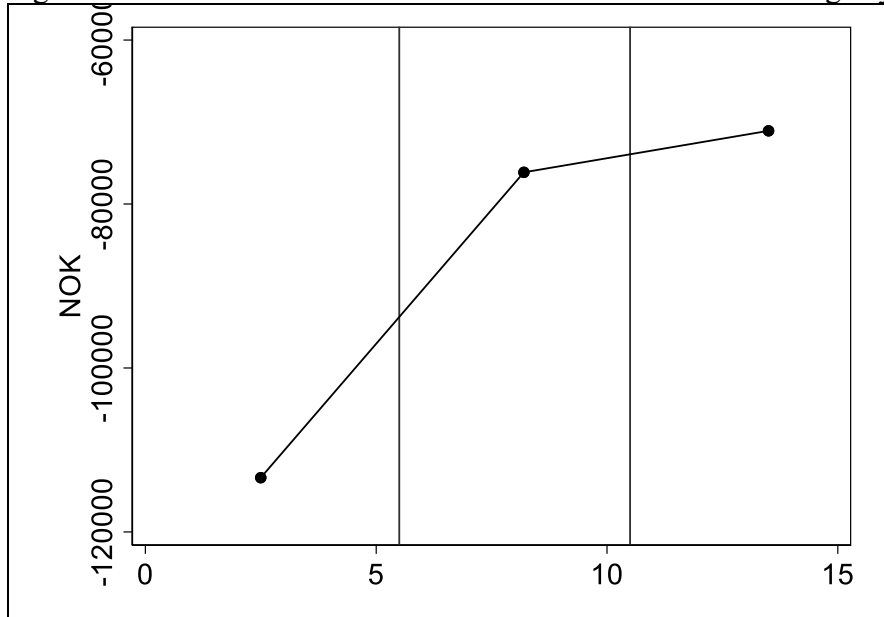
Figure 6: Effects of Parental Job Loss on Parents by Child Age, Labor Market



Note: Authors estimation of Equation (3) using population-wide register data from Statistics Norway. Dots are point estimates from a separate equation, lines are 95% confidence intervals. Standard errors are clustered at the individual parent level. Estimating equation:  $y_{ibgt} = \alpha + \beta_g(Displaced_{ig} * Post_{igbt}) + \delta_{1g}Displaced_{ig} + \delta_{2g}Post_{igbt} + \gamma_{gt} + \lambda_{ig} + \varepsilon_{ibgt}$ . where  $y_{ibgt}$  is the outcome,  $Displaced_{ig}$  is a binary variable taking the value of one if the parent was involuntarily displaced when the child was in that age group,  $Post_{igbt}$  is a binary variable taking the value of one if relative time is greater than 0, and the fixed effects for year are  $\gamma_{gt}$ , and for individual parent are  $\lambda_{ig}$ .

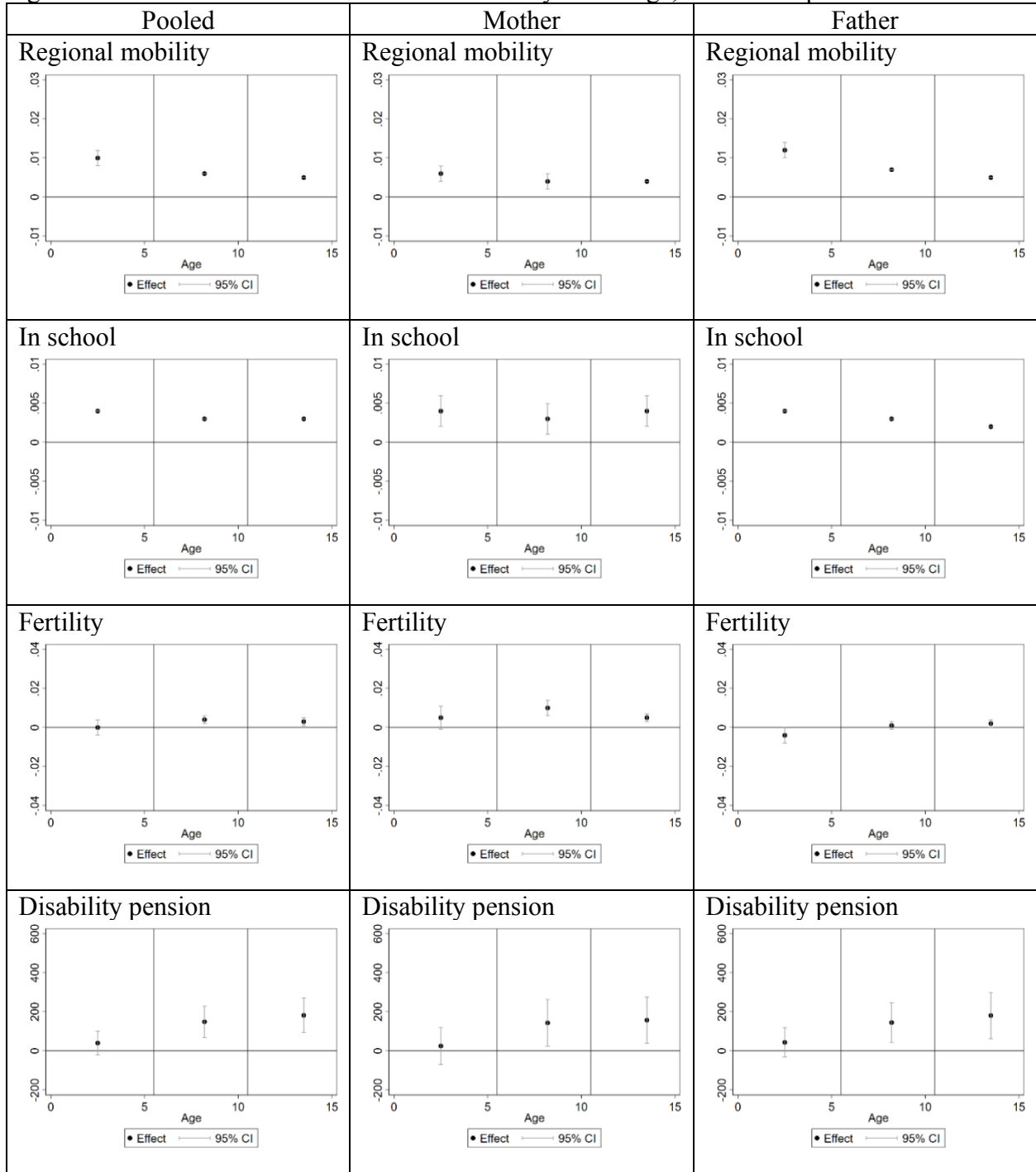


Figure 7: Effects of Parental Job Loss on Full Childhood Earnings by Child Age



Note: Authors estimation of Equation (1) population-wide register data from Statistics Norway. Dots are point estimates from a separate equation, lines are 95% confidence intervals. Standard errors are clustered at the individual parent level. Estimating equation:  $y_{ibgt} = \alpha + \beta_g(Displaced_{ig} * Post_{igbt}) + \delta_{1g}Displaced_{ig} + \delta_{2g}Post_{igbt} + \gamma_{gt} + \lambda_{ig} + \varepsilon_{ibgt}$ . where  $y_{ibgt}$  is the outcome,  $Displaced_{ig}$  is a binary variable taking the value of one if the parent was involuntarily displaced when the child was in that age group,  $Post_{igbt}$  is a binary variable taking the value of one if relative time is greater than 0, and the fixed effects for year are  $\gamma_{gt}$ , and for individual parent are  $\lambda_{ig}$ .

Figure 8: Effects of Parental Job Loss on Parents by Child Age, Choice Response



Note: Authors estimation of Equation (3) using population-wide register data from Statistics Norway. Dots are point estimates from a separate equation, lines are 95% confidence intervals. Standard errors are clustered at the individual parent level. Estimating equation:  $y_{ibgt} = \alpha + \beta_g(Displaced_{ig} * Post_{igbt}) + \delta_{1g}Displaced_{ig} + \delta_{2g}Post_{igbt} + \gamma_{gt} + \lambda_{ig} + \varepsilon_{ibgt}$ . where  $y_{ibgt}$  is the outcome,  $Displaced_{ig}$  is a binary variable taking the value of one if the parent was involuntarily displaced when the child was in that age group,  $Post_{igbt}$  is a binary variable taking the value of one if relative time is greater than 0, and the fixed effects for year are  $\gamma_{gt}$ , and for individual parent are  $\lambda_{ig}$ .

## TABLES

Table 1: Summary Statistics

Panel A: Child Outcomes			
	Age 0-5	Age 6-10	Age 11-16
Lower secondary GPA	4.19 (0.79)	4.16 (0.79)	4.12 (0.79)
High school grad	0.83 (0.37)	0.93 (0.25)	0.94 (0.23)
HS program min GPA	2.04 (1.54)	2.3 (1.44)	2.23 (1.53)
Number of absences	20.18 (1.00)	20.71 (18.23)	21.58 (18.24)
College enrollment	0.5 (0.5)	0.6 (0.49)	0.65 (0.48)
College program min GPA	1.74 (1.67)	2.04 (1.64)	2.18 (1.64)
Panel B: Parent Outcomes			
	Age 0-5	Age 6-10	Age 11-16
Market Income (100 NOK)	449 (298)	476 (307)	479 (325)
Disability Pension	120 (4370)	243 (6155)	417 (7959)
Divorced	0.038 (0.192)	0.067 (0.251)	0.104 (0.305)
Child Count	1.97 (1.00)	2.42 (0.91)	2.51 (0.93)
In School	0.016 (0.126)	0.018 (0.134)	0.017 (0.13)
Move Municipality	0.012 (0.108)	0.006 (0.079)	0.004 (0.065)

Note: Authors calculations using population-wide administrative data and the sample restrictions discussed in Section 3.

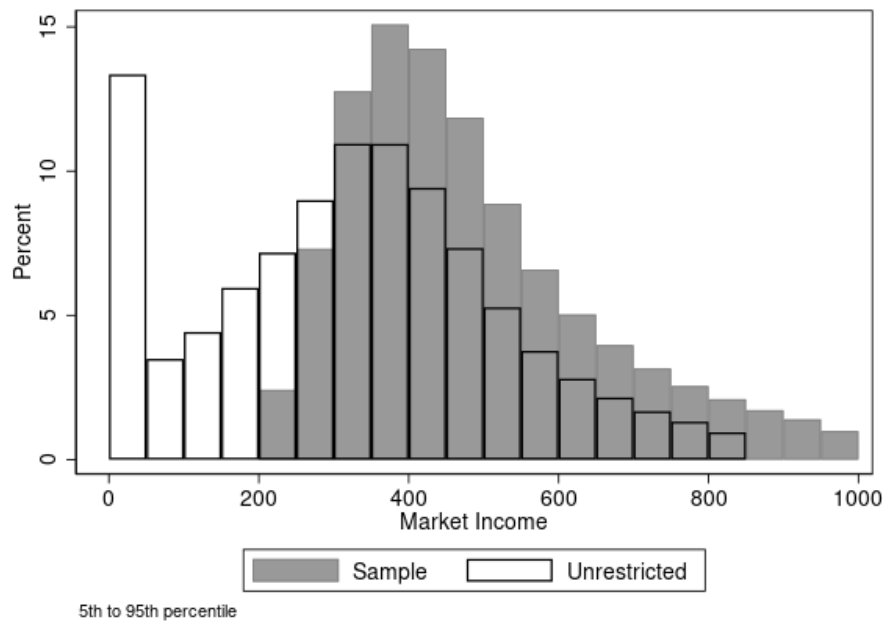
Table 2: Effects of Job Loss on Parent Mental Health First Three Years, by Parent Gender

Panel A: Mothers			
	Sleepless	Nervous	Anxious
Effect of Job Loss	0.144** (0.064)	0.063* (0.036)	0.007 (0.027)
N	554	2289	2287
Panel B: Fathers			
	Sleepless	Nervous	Anxious
Effect of Job Loss	0.062 (0.044)	-0.016 (0.023)	0.009 (0.020)
N	913	3939	3920

Note: Authors estimation of Equation (1) using population-wide register data from Statistics Norway. Dots are point estimates from a separate equation, lines are 95% confidence intervals. Standard errors are clustered at the individual parent level. Estimating equation:  $y_{jbqam} = \beta_1 Displace_j + \theta_q + \phi_m + \rho_a + \epsilon$ , where  $y_{jbqam}$  is the outcome,  $Displace_j$  is a binary variable taking the value of one if the child's parent was involuntarily displaced, and the fixed effects for birth year are  $\theta_q$ , for parent age are  $\rho_a$ , and for municipality are  $\phi_m$ .

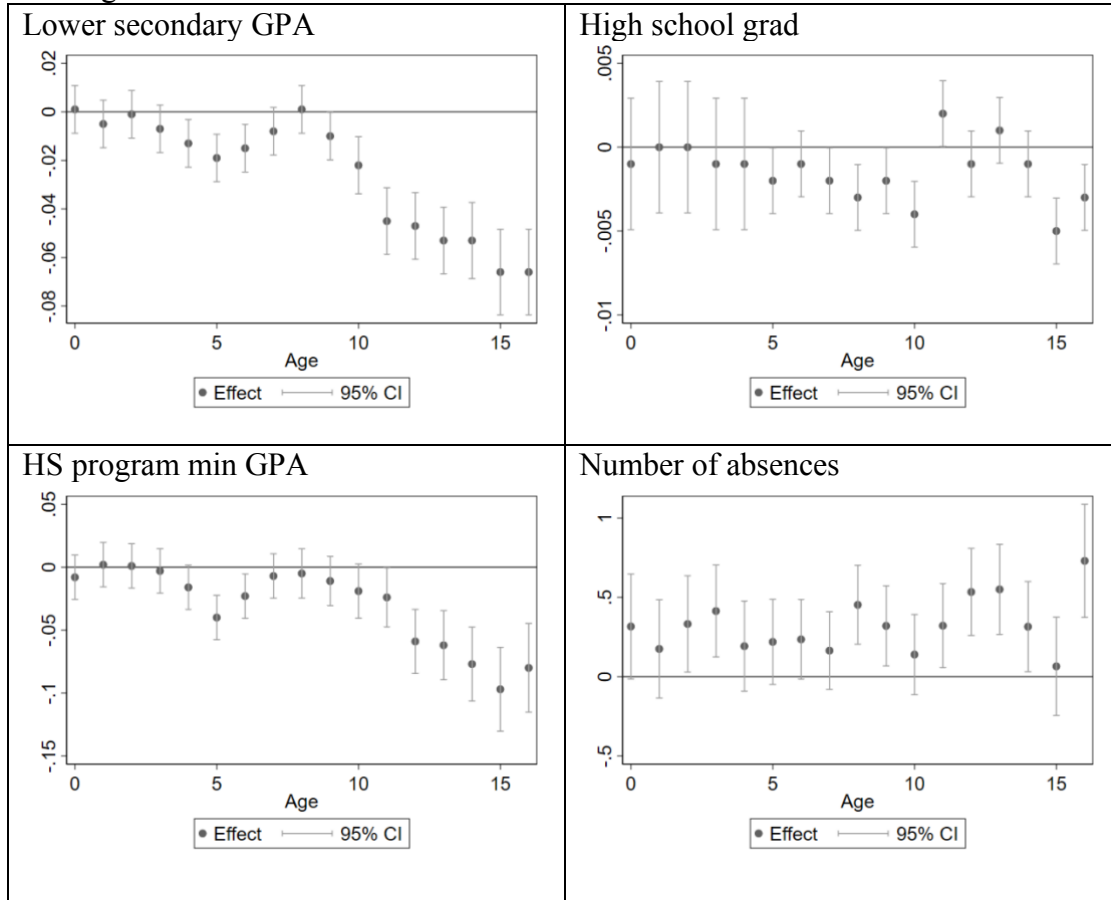
## **APPENDIX**

Appendix Figure A-1: Income Distribution, Analysis Sample and Unrestricted



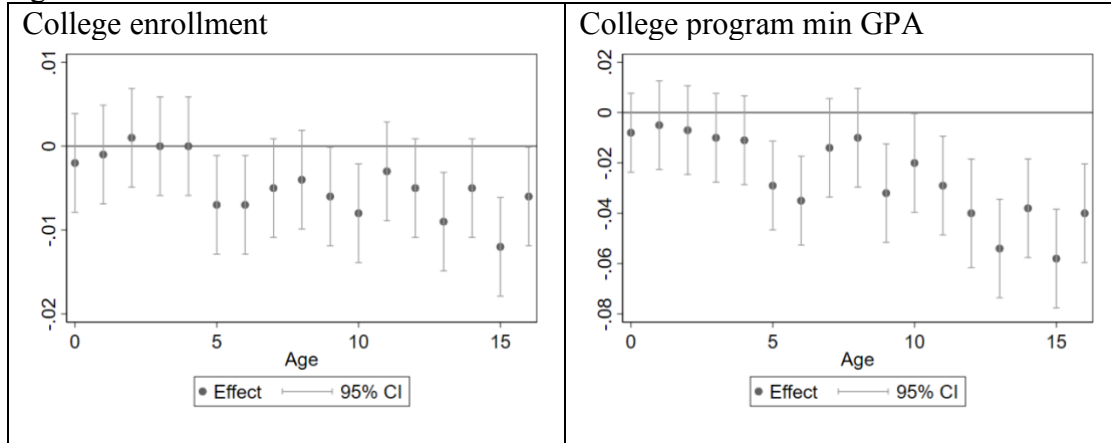
Note: Authors' calculation of the distributions of income for the universe of parents of children aged 10 between 1986 and 2009 (unrestricted), and for the set of parents in our analysis (sample). The main difference between these two samples is the employment condition we impose on our analytical sample (3 years of continuous employment prior to the potential job loss event).

Appendix Figure A-2: Effects of Parental Job Loss on Children by Child Age, High School, Each Age



Note: Authors estimation of Equation (1) for each child age (rather than child age group) using population-wide register data from Statistics Norway. Dots are point estimates from a separate equation, lines are 95% confidence intervals. Standard errors are clustered at the individual parent level. Estimating equation:  $y_{jbgqam} = \beta_{1g}Displace_{jg} + \theta_{gq} + \phi_{gm} + \rho_{ga} + \epsilon$ , where  $y_{jbgqam}$  is the outcome,  $Displace_{jg}$  is a binary variable taking the value of one if the child's parent was involuntarily displaced when the child was of a specific age, and the fixed effects for birth year are  $\theta_{gq}$ , for parent age are  $\rho_{ga}$ , and for municipality are  $\phi_{gm}$ .

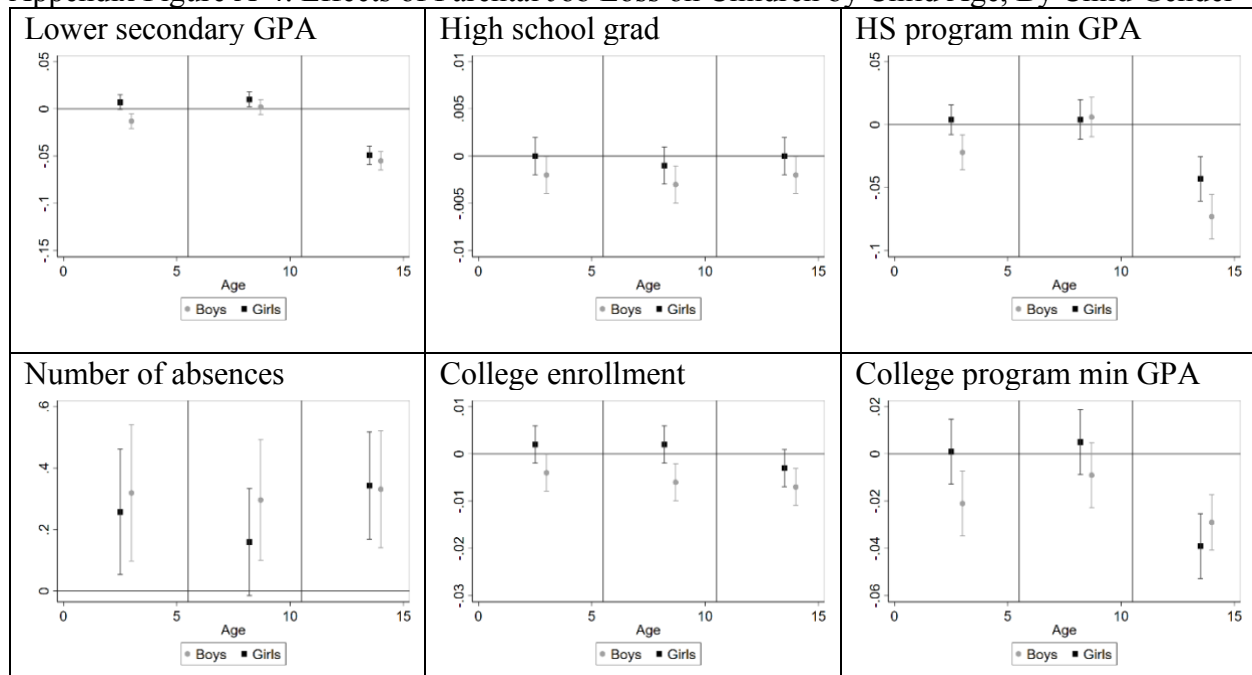
Appendix Figure A-3: Effects of Parental Job Loss on Children by Child Age, College, Each Age



Note: Authors estimation of Equation (1) for each child age using population-wide register data from Statistics Norway. Dots are point estimates from a separate equation, lines are 95% confidence intervals. Standard errors are clustered at the individual parent level. Estimating equation:  $y_{jbgqam} = \beta_{1g} Displace_{jg} + \theta_{gq} + \phi_{gm} + \rho_{ga} + \epsilon$ , where  $y_{jbgqam}$  is the outcome,  $Displace_{jg}$  is a binary variable taking the value of one if the child's parent was involuntarily displaced when the child was of a specific age, and the fixed effects for birth year are  $\theta_{gq}$ , for parent age are  $\rho_{ga}$ , and for municipality are  $\phi_{gm}$ .

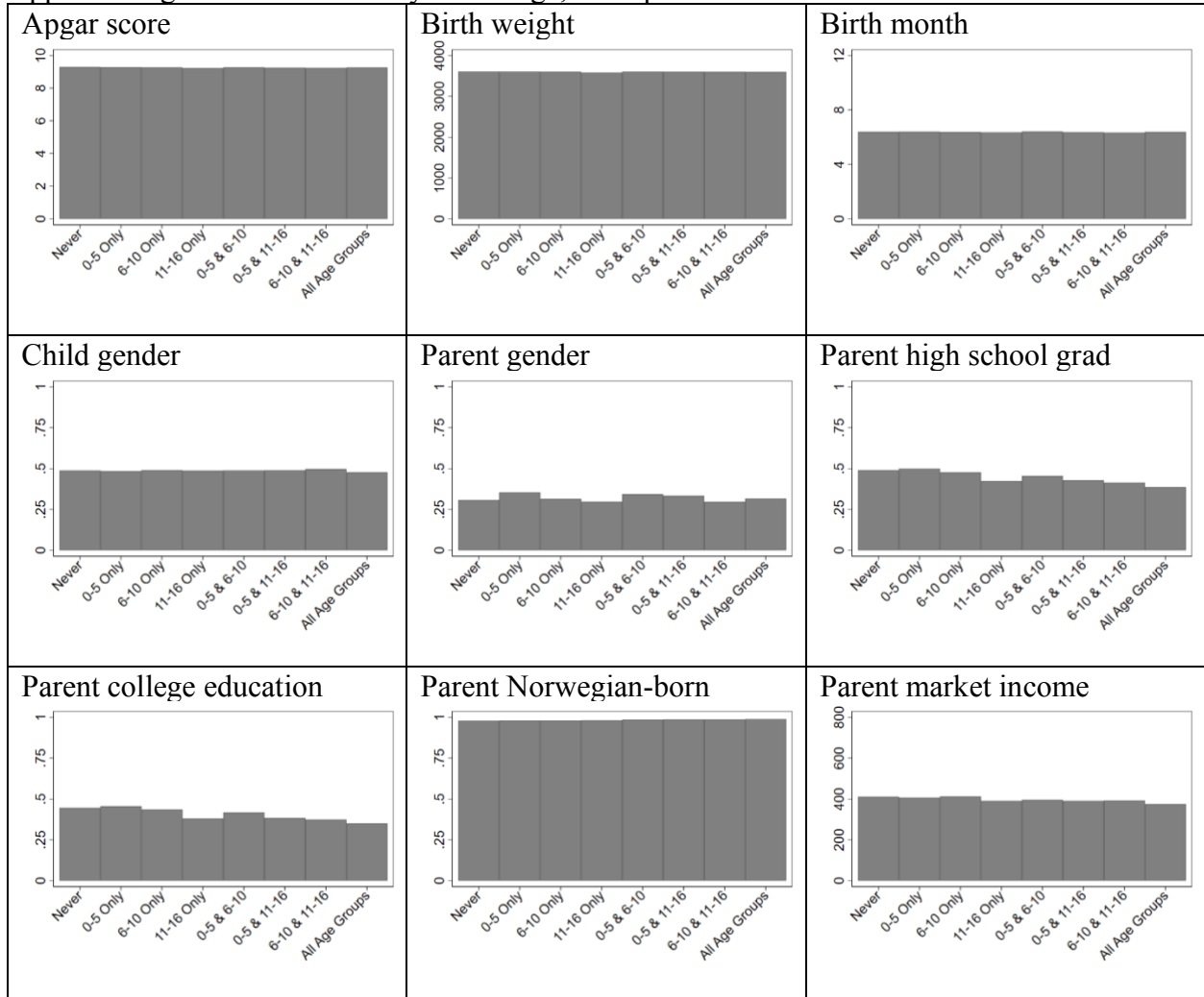


Appendix Figure A-4: Effects of Parental Job Loss on Children by Child Age, By Child Gender



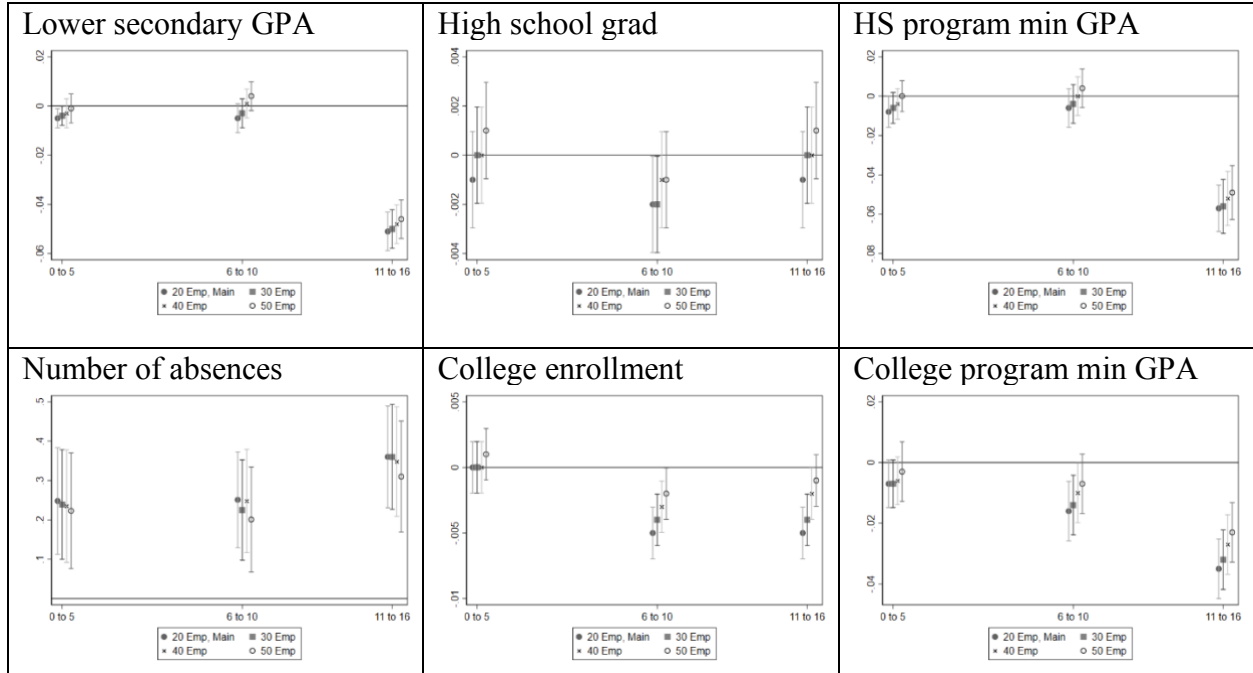
Note: Authors estimation of Equation (1) stratified by child gender using population-wide register data from Statistics Norway. Dots are point estimates from a separate equation, lines are 95% confidence intervals. Standard errors are clustered at the individual parent level. Estimating equation:  $y_{jbgqam} = \beta_{1g} Displace_{jg} + \theta_{gq} + \phi_{gm} + \rho_{ga} +$ , where  $y_{jbgqam}$  is the outcome,  $Displace_{jg}$  is a binary variable taking the value of one if the child's parent was involuntarily displaced when the child was in that age group, and the fixed effects for birth year are  $\theta_{gq}$ , for parent age are  $\rho_{ga}$ , and for municipality are  $\phi_{gm}$ .

Appendix Figure A-5: Balance by Child Age, Multiple Shocks



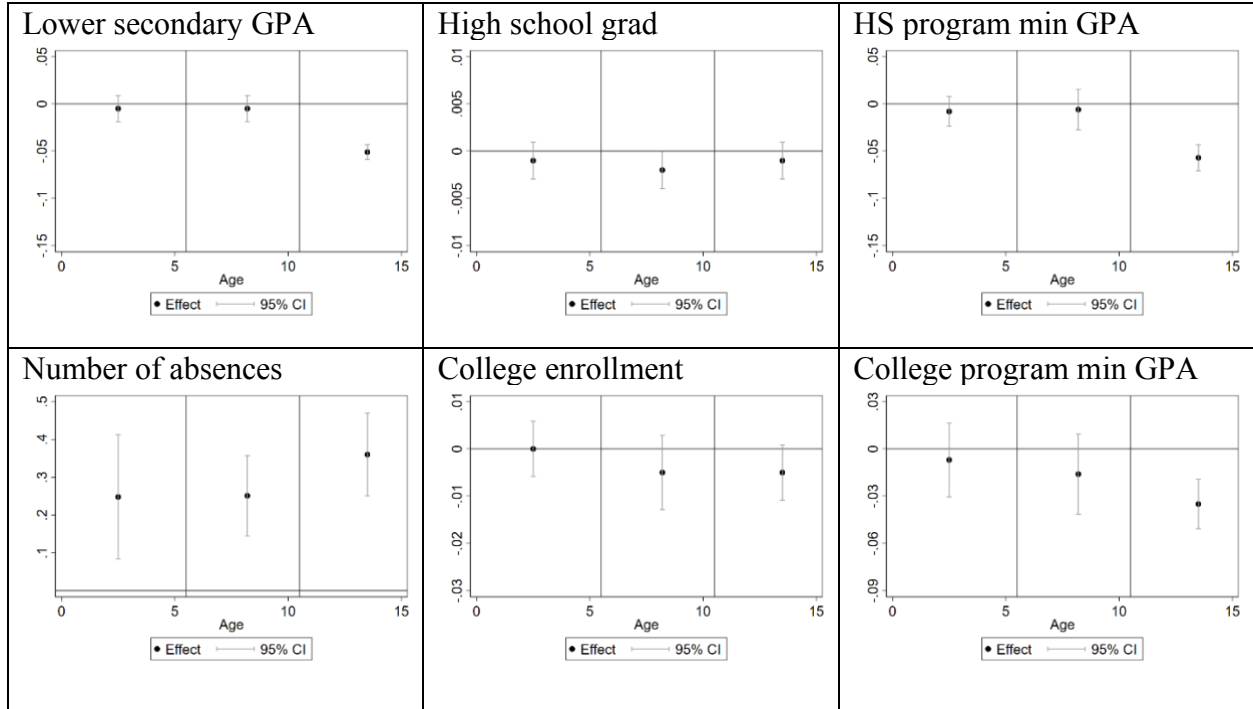
Note: Authors estimation of Equation (2) using population wide register data from Statistics Norway. Dots are point estimates from a separate equation, lines are 95% confidence intervals. Standard errors are clustered at the individual parent level. Estimating equation:  $y_{jgqam} = \beta_1 DisplaceAge0to5_{jg} + \beta_2 DisplaceAge6to10_{jg} + \beta_3 DisplaceAge11to16_{jg} + \beta_4 DisplaceAge0to5and6to10_{jg} + \beta_5 DisplaceAge0to5and11to16_{jg} + \beta_6 DisplaceAge6to10and11to16_{jg} + \beta_7 DisplaceAllAges_{jg} + \theta_q + \phi_m + \rho_a + \varepsilon_{jg}$ .

Appendix Figure A-6: Effects of Parental Job Loss on Children by Child Age, Firm Size Restriction



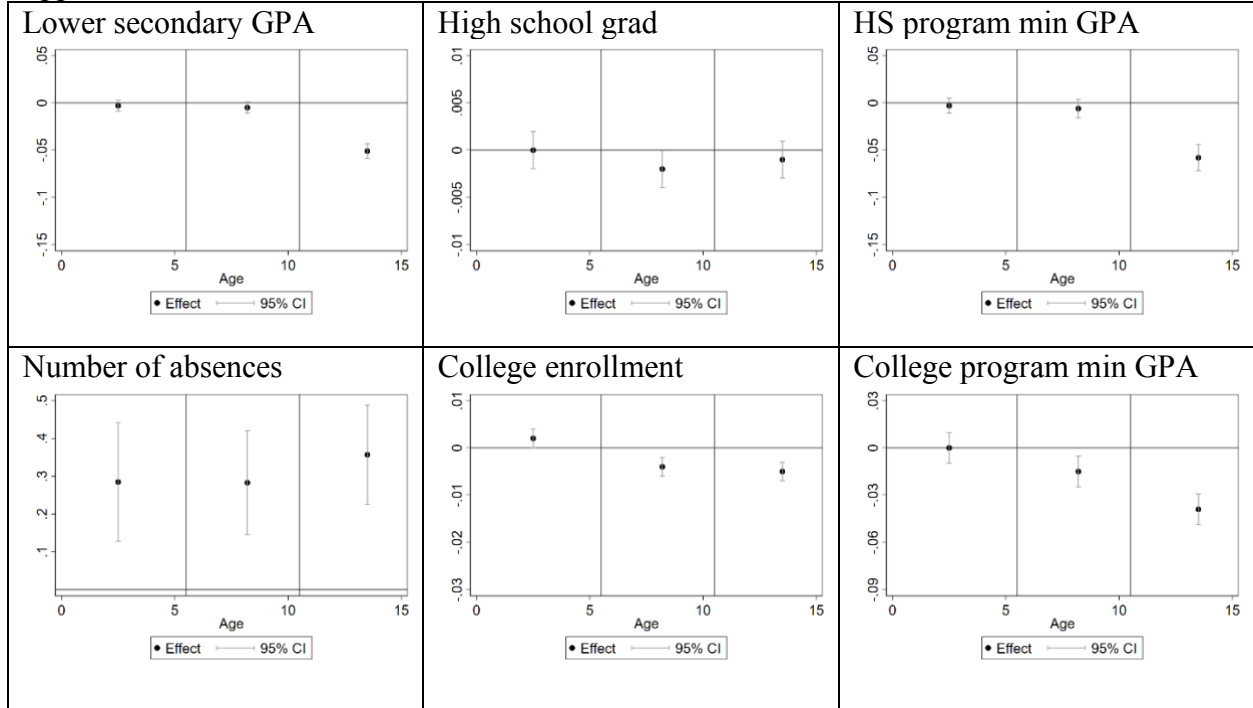
Note: Authors estimation of Equation (1) using population-wide register data from Statistics Norway. Dots are point estimates from a separate equation, lines are 95% confidence intervals. Standard errors are clustered at the individual parent level. Estimating equation:  $y_{jbgqam} = \beta_{1g}Displace_{jg} + \theta_{gq} + \phi_{gm} + \rho_{ga} + \epsilon$ , where  $y_{jbgqam}$  is the outcome,  $Displace_{jg}$  is a binary variable taking the value of one if the child's parent was involuntarily displaced when the child was in that age group, and the fixed effects for birth year are  $\theta_{gq}$ , for parent age are  $\rho_{ga}$ , and for municipality are  $\phi_{gm}$ . The label at the bottom of each subfigure provides information on the plant size (number of employees at the plant) restriction used to obtain that particular estimate. In our main specification, we focus on plants that have at least 20 employees.

Appendix Figure A-7: Effects of Parental Job Loss on Children by Child Age, Municipality Cluster



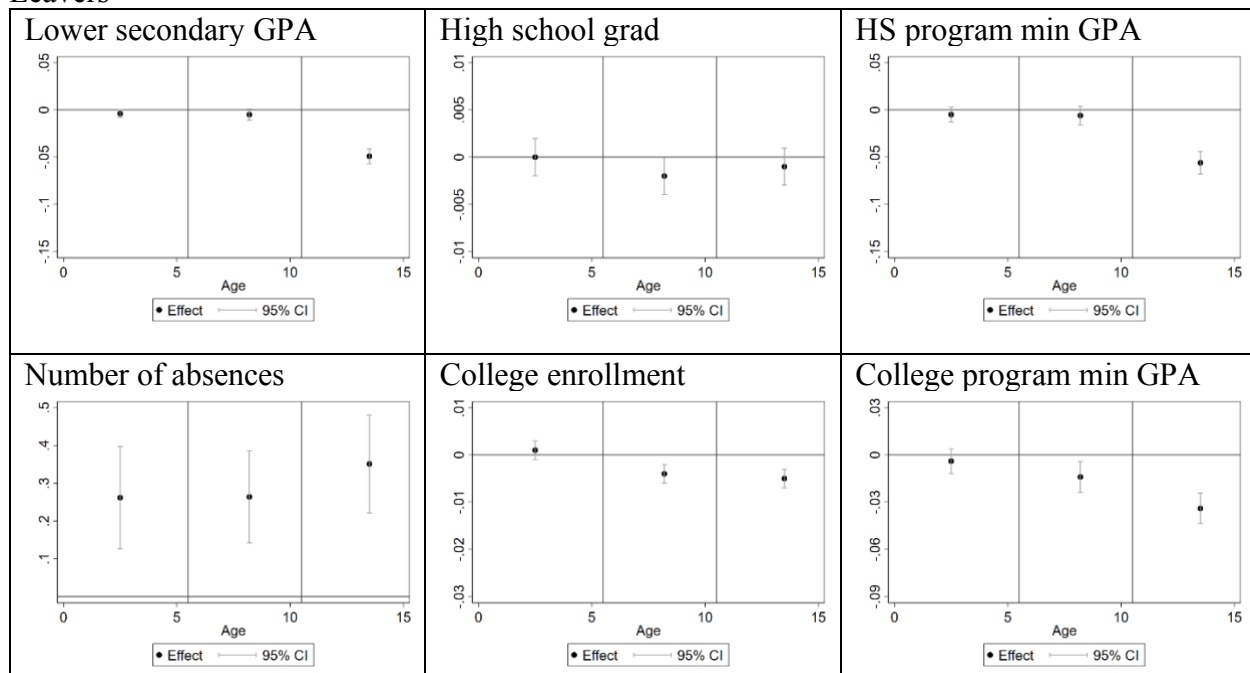
Note: Authors estimation of Equation (1) using population-wide register data from Statistics Norway. Dots are point estimates from a separate equation, lines are 95% confidence intervals. Standard errors are clustered at the municipality level. Estimating equation:  $y_{jbgqam} = \beta_{1g} Displace_{jg} + \theta_{gq} + \phi_{gm} + \rho_{ga}$ , where  $y_{jbgqam}$  is the outcome,  $Displace_{jg}$  is a binary variable taking the value of one if the child's parent was involuntarily displaced when the child was in that age group, and the fixed effects for birth year are  $\theta_{gq}$ , for parent age are  $\rho_{ga}$ , and for municipality are  $\phi_{gm}$ .

Appendix Figure A-8: Effects of Parental Job Loss on Children by Child Age, PSM Common Support



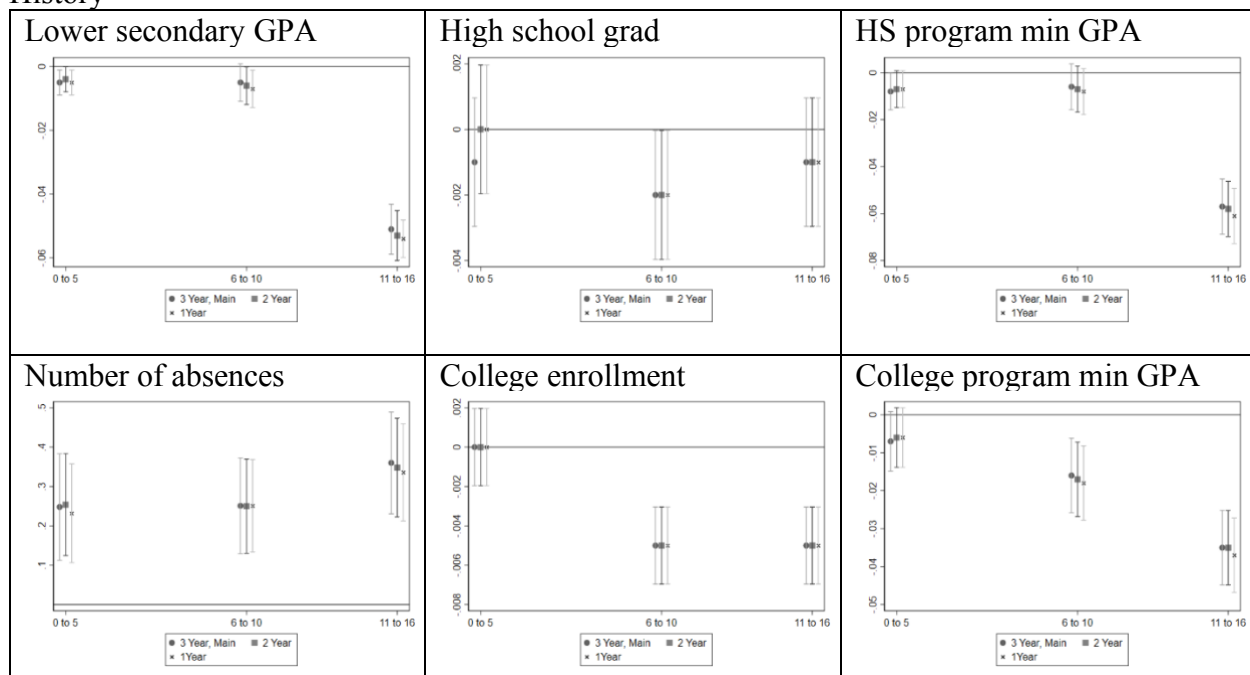
Note: Authors estimation of Equation (1) using population-wide register data from Statistics Norway. To obtain our sample, we calculate propensity scores based on the pre-displacement period (exact match on strata based on birth year, child sex, and parent sex; within each strata, propensity based on parent having at least a high school education, parent having any college education, and parent income). We then restrict our sample to those in our main sample that fall in the common support region of the propensity score. Dots are point estimates from a separate equation, lines are 95% confidence intervals. Standard errors are clustered at the individual parent level. Estimating equation:  $y_{jbqqam} = \beta_{1g} Displace_{jg} + \theta_{gq} + \phi_{gm} + \rho_{ga} + \epsilon$ , where  $y_{jbqqam}$  is the outcome,  $Displace_{jg}$  is a binary variable taking the value of one if the child's parent was involuntarily displaced when the child was in that age group, and the fixed effects for birth year are  $\theta_{gq}$ , for parent age are  $\rho_{ga}$ , and for municipality are  $\phi_{gm}$ .

Appendix Figure A-9: Effects of Parental Job Loss on Children by Child Age, Include Early Leavers



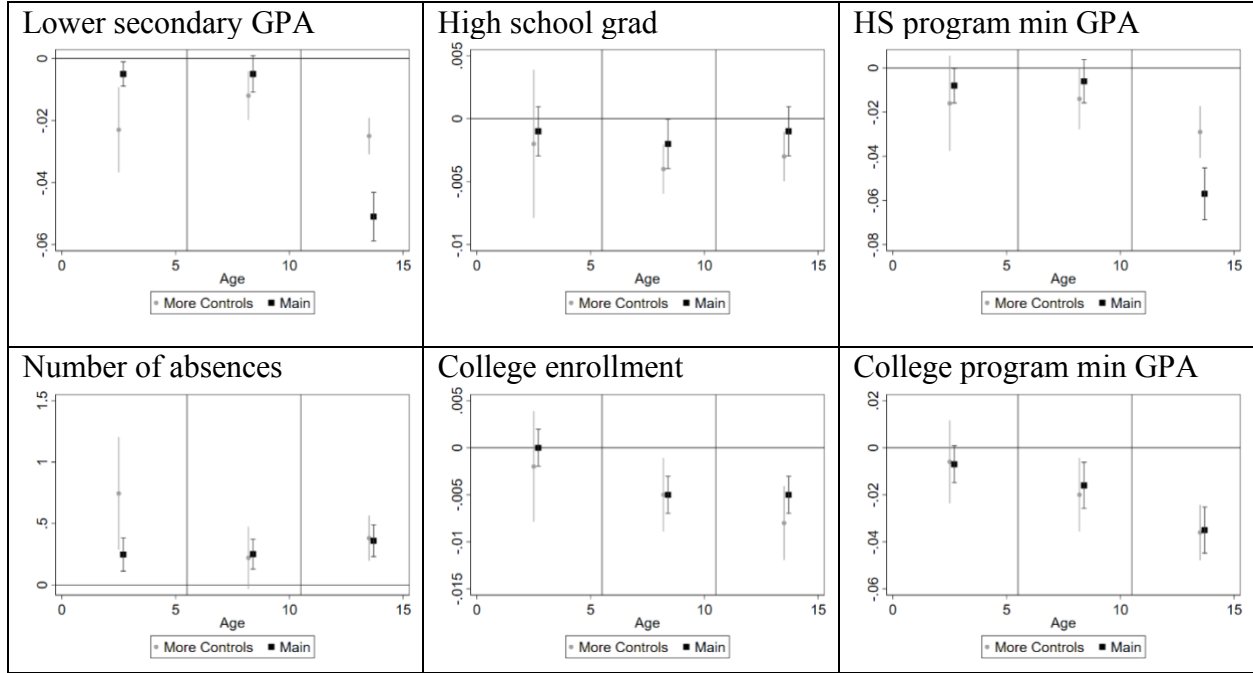
Note: Authors estimation of Equation (1) using population-wide register data from Statistics Norway. The sample underlying these estimates differs from our main sample in that we have eliminated early leavers (individuals who leave the plant one year before the closure/layoff, potentially in anticipation of the event). Dots are point estimates from a separate equation, lines are 95% confidence intervals. Standard errors are clustered at the individual parent level. Estimating equation:  $y_{jbgqam} = \beta_{1g}Displace_{jg} + \theta_{gq} + \phi_{gm} + \rho_{ga} +$ , where  $y_{jbgqam}$  is the outcome,  $Displace_{jg}$  is a binary variable taking the value of one if the child's parent was involuntarily displaced when the child was in that age group, and the fixed effects for birth year are  $\theta_{gq}$ , for parent age are  $\rho_{ga}$ , and for municipality are  $\phi_{gm}$ .

Appendix Figure A-10: Effects of Parental Job Loss on Children by Child Age, Relax Work History



Note: Authors estimation of Equation (1) using population-wide register data from Statistics Norway. Dots are point estimates from a separate equation, lines are 95% confidence intervals. Standard errors are clustered at the individual parent level. Estimating equation:  $y_{jbgqam} = \beta_{1g} Displace_{jg} + \theta_{gq} + \phi_{gm} + \rho_{ga} +$ , where  $y_{jbgqam}$  is the outcome,  $Displace_{jg}$  is a binary variable taking the value of one if the child's parent was involuntarily displaced when the child was in that age group, and the fixed effects for birth year are  $\theta_{gq}$ , for parent age are  $\rho_{ga}$ , and for municipality are  $\phi_{gm}$ . The label at the bottom of each subfigure provides information on the employment condition (number of continuous work prior to relative time 0) restriction used to obtain that particular estimate. In our main specification, we focus on individuals who have held three years of continuous work prior to the potential displacement event.

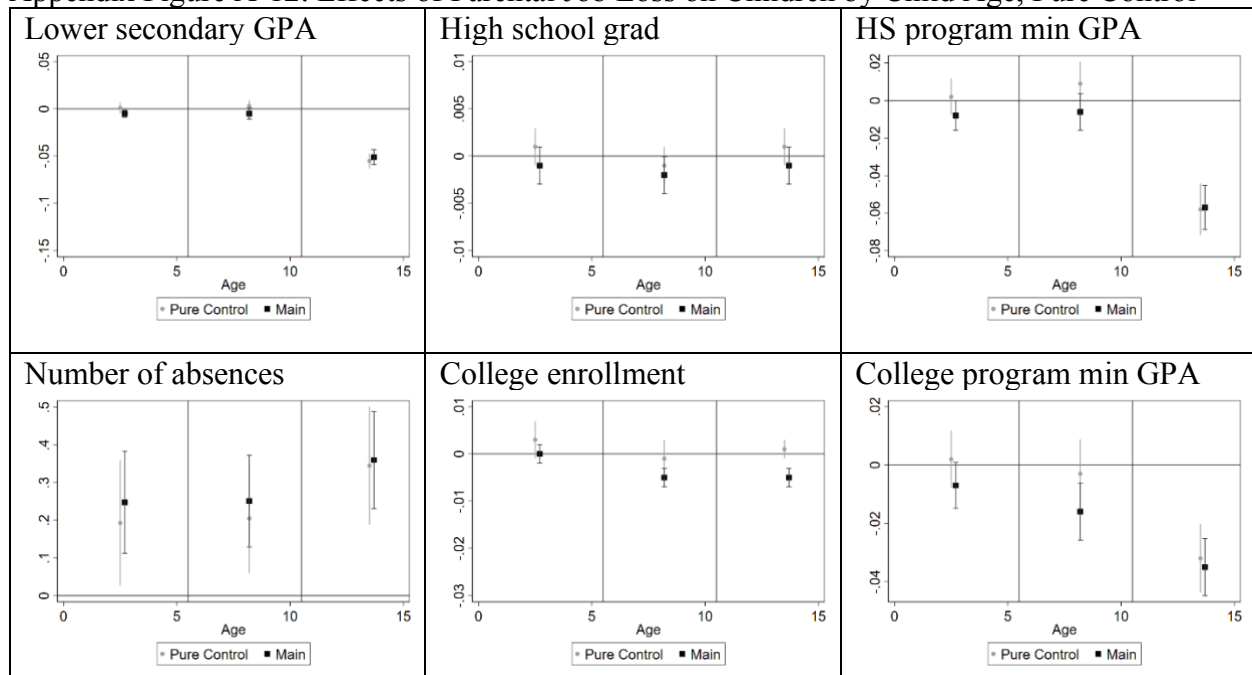
Appendix Figure A-11: Effects of Parental Job Loss on Children by Child Age, Additional Controls



Note: Authors estimation of a modified version of Equation (1) using population-wide register data from Statistics Norway. Dots are point estimates from a separate equation, lines are 95% confidence intervals. Standard errors are clustered at the individual parent level. Estimating equation:  $y_{jbqqam} = \beta_{1g} Displace_{jg} + X'\psi + \theta_{gq} + \phi_{gm} + \rho_{ga} + \epsilon$ , where  $y_{jbqqam}$  is the outcome,  $Displace_{jg}$  is a binary variable taking the value of one if the child's parent was involuntarily displaced when the child was in that age group, and the fixed effects for birth year are  $\theta_{gq}$ , for parent age are  $\rho_{ga}$ , and for municipality are  $\phi_{gm}$ .  $X'$  is a vector of additional controls, and includes pre-period industry fixed effects as well as child birth month, child sex, parent sex, parent education, parent Norwegian born.

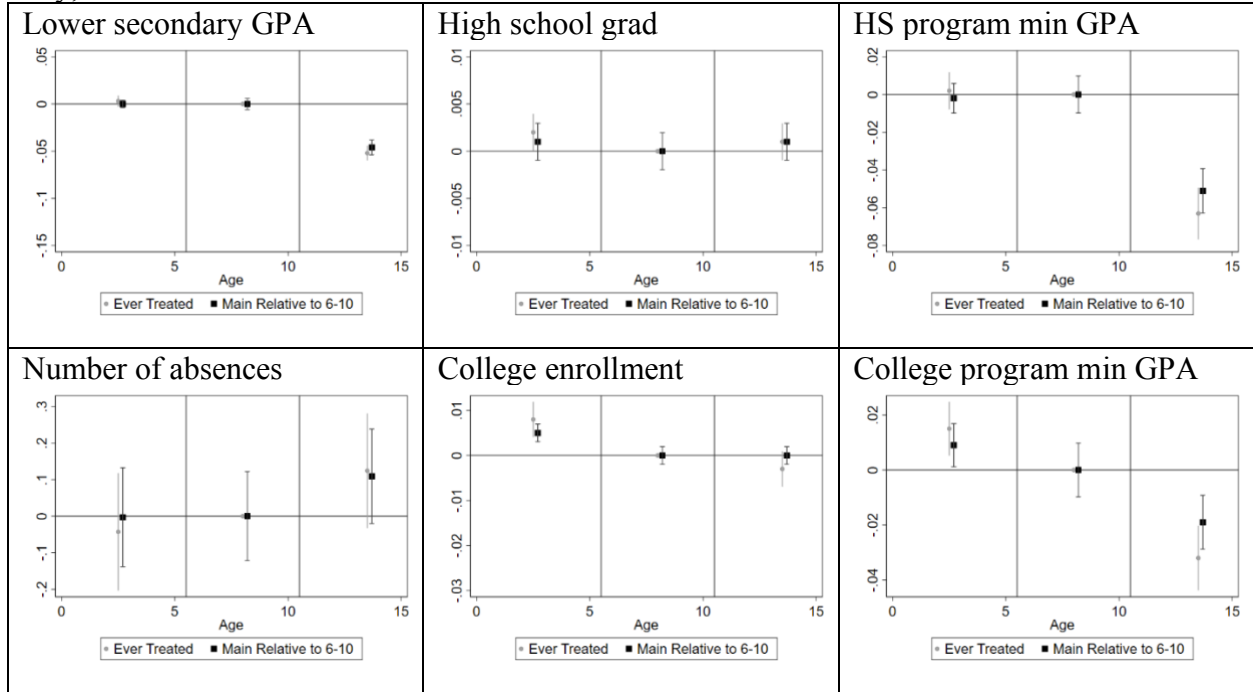


Appendix Figure A-12: Effects of Parental Job Loss on Children by Child Age, Pure Control



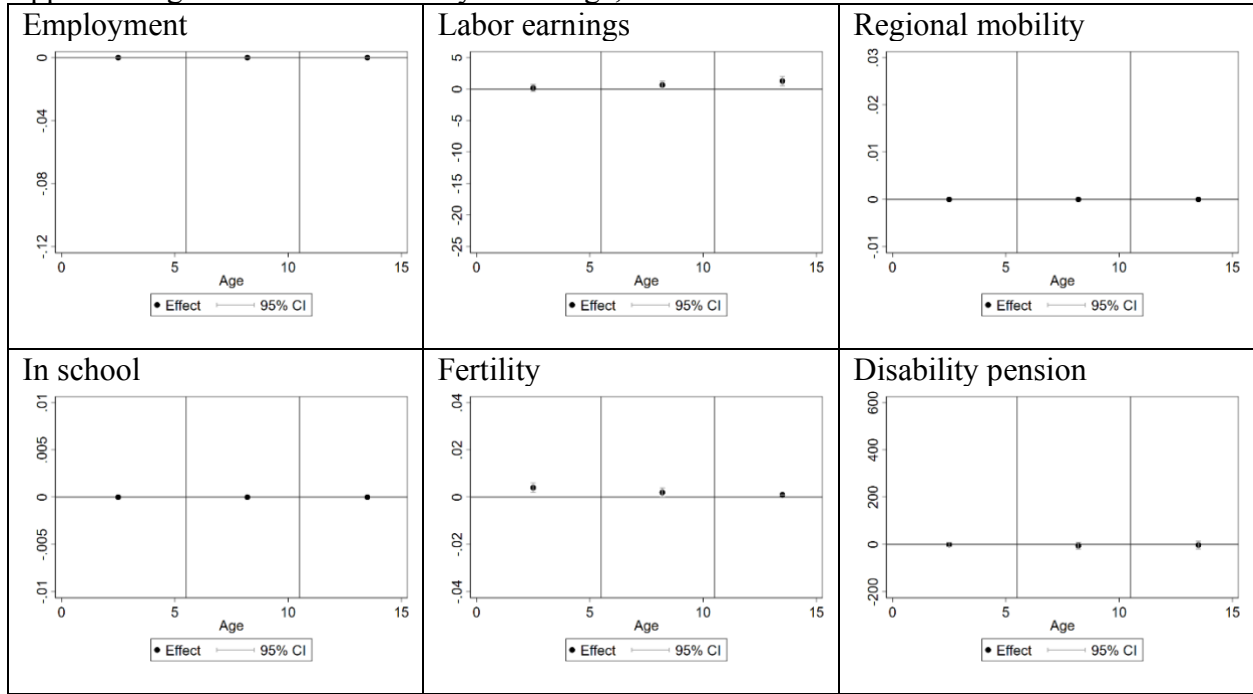
Note: Authors estimation of a modified version of Equation (1) using population-wide register data from Statistics Norway. The control group in the “Pure Control” regressions includes only children who were never exposed to an involuntary parental job displacement during their entire childhood (between birth through age 16). Dots are point estimates from a separate equation, lines are 95% confidence intervals. Standard errors are clustered at the individual parent level. Estimating equation:  $y_{jbgqam} = \beta_{1g}Displace_{jg} + \theta_{gq} + \phi_{gm} + \rho_{ga} + \epsilon$ , where  $y_{jbgqam}$  is the outcome,  $Displace_{jg}$  is a binary variable taking the value of one if the child’s parent was involuntarily displaced when the child was in that age group, and the fixed effects for birth year are  $\theta_{gq}$ , for parent age are  $\rho_{ga}$ , and for municipality are  $\phi_{gm}$ .

Appendix Figure A-13: Effects of Parental Job Loss on Children by Child Age, Ever Treated Only, Stack



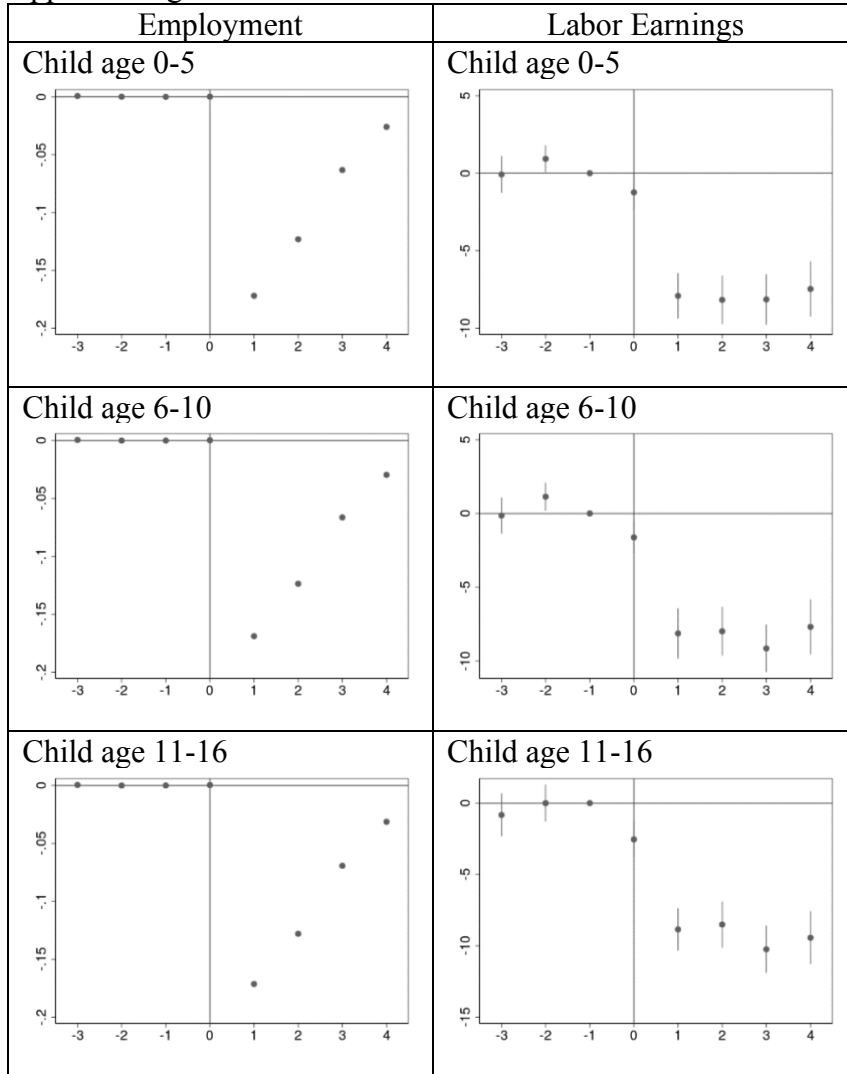
Note: Authors estimation of Equation (1) stratified by parental education level using population-wide register data from Statistics Norway. Low education refers to parents with at most a high school diploma. High education refers to parents with more than a high school diploma. Dots are point estimates from a separate equation, lines are 95% confidence intervals. Standard errors are clustered at the individual parent level. Main estimating equation:  $y_{jbgqam} = \beta_{1g}Displace_{jg} + \theta_{gq} + \phi_{gm} + \rho_{ga} + \varepsilon_{jbgqam}$ , where  $y_{jbgqam}$  is the outcome,  $Displace_{jg}$  is a binary variable taking the value of one if the child's parent was involuntarily displaced when the child was in that age group, and the fixed effects for birth year are  $\theta_{gq}$ , for parent age are  $\rho_{ga}$ , and for municipality are  $\phi_{gm}$ . Ever treated estimating equation:  $y_{jgqam} = \alpha + \beta_1TreatAge0to5_{gj} + \beta_2TreatAge11to16_{gj} + \theta_{gq} + \phi_{gm} + \rho_{ga} + \varepsilon_{jgqam}$ . Main results are relative to age 6-10 for comparison to ever treated results.

Appendix Figure A-14: Pre-trend by Child Age, Parent Outcomes



Note: Authors estimation of Equation (4) using population-wide register data from Statistics Norway. Dots are point estimates from a separate equation, lines are 95% confidence intervals. Standard errors are clustered at the individual parent level. Using **only** pre-period data, the estimating equation is:  $y_{ibgt} = \alpha + [\pi_g * Displace_{ig} * RelativeTime_{\tau}] + \psi_g Displaced_{ig} + \delta_{g\tau} + \gamma_{gt} + \lambda_{ig} + \varepsilon_{ibgt}$ , where  $Displace_{ig\tau}$  is an indicator variable taking value 1 if the individual is displaced in relative time  $\tau = 0$ , and zero otherwise. The  $\pi_g$  coefficient identifies relative pre-displacement trends. The regression also includes fixed effects for birth year  $\theta_{gq}$ , parent age  $\rho_{ga}$ , and municipality  $\phi_{gm}$ .

Appendix Figure A-15: Event Studies for Parents' Labor Market Outcomes



Note: Authors estimation using population-wide register data from Statistics Norway. Dots are point estimates from a separate equation, lines are 95% confidence intervals. Standard errors are clustered at the individual parent level. Estimating equation:  $y_{ibgt} = \alpha + \sum_{t=-3}^4 [\pi_t (Displaced_{ig})] + \gamma_t + \lambda_{ig} + \varepsilon_{ibgt}$ , where the  $\pi_t$  coefficients trace out relative pre treatment trends as well as time varying treatment effects.  $Displaced_{ig}$  is an indicator variable taking value 1 if the individual is displaced is a binary variable taking the value of one if the parent was involuntarily displaced when the child was in that age group, and zero otherwise. The regression also includes fixed effects for birth year  $\theta_{gq}$ , parent age  $\rho_{ga}$ , and municipality  $\phi_{gm}$ .

Appendix Table A-1: Summary Statistics, Children, Analysis Sample and Unrestricted

	Sample	Unrestricted
Lower secondary GPA	4.19	4.06
High school grad	0.88	0.87
HS program min GPA	2.17	2.01
Number of absences	20.1	21.2
College enrollment	0.52	0.48
College program min GPA	1.84	1.68

Note: Authors calculations using population-wide administrative data. The sample column based on restrictions discussed in Section 3. Limited to children in the analysis at age 10.

Appendix Table A-2: Summary Statistics, Parents, Analysis Sample and Unrestricted

	Sample	Unrestricted
Employed	1.00	0.73
Market Income (100 NOK)	513.89	367.56
Disability Pension	248.13	5853.19
Divorced	0.08	0.10
Child Count	2.48	2.59
In School	0.02	0.05
Move Municipality	0.01	0.04
Age	40.25	39.05
College Ed	0.39	0.32

Note: Authors calculations using population-wide administrative data. The sample column based on restrictions discussed in Section 3. Limited to children in the analysis at age 10.

Appendix Table A-3: Effects of Job Loss on Parent Mental Health, Years 5-7, Mothers

	Sleepless	Nervous	Anxious
Effect of Job Loss	0.008 (0.061)	0.007 (0.041)	0.010 (0.034)
N	420	1929	1926

Note: Authors estimation of Equation (1) using population-wide register data from Statistics Norway. Dots are point estimates from a separate equation, lines are 95% confidence intervals. Standard errors are clustered at the individual parent level. Estimating equation:  $y_{jbqam} = \beta_1 Displace_j + \theta_q + \emptyset_m + \rho_a + \epsilon$ , where  $y_{jbqam}$  is the outcome,  $Displace_j$  is a binary variable taking the value of one if the child's parent was involuntarily displaced, and the fixed effects for birth year are  $\theta_q$ , for parent age are  $\rho_a$ , and for municipality are  $\emptyset_m$ .