

Kholodilin, Konstantin

Working Paper

Rent control effects through the lens of empirical research: An almost complete review of the literature

DIW Discussion Papers, No. 2026

Provided in Cooperation with:

German Institute for Economic Research (DIW Berlin)

Suggested Citation: Kholodilin, Konstantin (2022) : Rent control effects through the lens of empirical research: An almost complete review of the literature, DIW Discussion Papers, No. 2026, Deutsches Institut für Wirtschaftsforschung (DIW), Berlin

This Version is available at:

<https://hdl.handle.net/10419/266608>

Standard-Nutzungsbedingungen:

Die Dokumente auf EconStor dürfen zu eigenen wissenschaftlichen Zwecken und zum Privatgebrauch gespeichert und kopiert werden.

Sie dürfen die Dokumente nicht für öffentliche oder kommerzielle Zwecke vervielfältigen, öffentlich ausstellen, öffentlich zugänglich machen, vertreiben oder anderweitig nutzen.

Sofern die Verfasser die Dokumente unter Open-Content-Lizenzen (insbesondere CC-Lizenzen) zur Verfügung gestellt haben sollten, gelten abweichend von diesen Nutzungsbedingungen die in der dort genannten Lizenz gewährten Nutzungsrechte.

Terms of use:

Documents in EconStor may be saved and copied for your personal and scholarly purposes.

You are not to copy documents for public or commercial purposes, to exhibit the documents publicly, to make them publicly available on the internet, or to distribute or otherwise use the documents in public.

If the documents have been made available under an Open Content Licence (especially Creative Commons Licences), you may exercise further usage rights as specified in the indicated licence.

2026

Discussion Papers

Rent Control Effects through the Lens of Empirical Research: An almost Complete Review of the Literature

Opinions expressed in this paper are those of the author(s) and do not necessarily reflect views of the institute.

IMPRESSUM

DIW Berlin, 2022

DIW Berlin
German Institute for Economic Research
Mohrenstr. 58
10117 Berlin

Tel. +49 (30) 897 89-0
Fax +49 (30) 897 89-200
<https://www.diw.de>

ISSN electronic edition 1619-4535

Papers can be downloaded free of charge from the DIW Berlin website:
<https://www.diw.de/discussionpapers>

Discussion Papers of DIW Berlin are indexed in RePEc and SSRN:
<https://ideas.repec.org/s/diw/diwwpp.html>
<https://www.ssrn.com/link/DIW-Berlin-German-Inst-Econ-Res.html>

Rent control effects through the lens of empirical research: An almost complete review of the literature

Konstantin A. Kholodilin

DIW Berlin

December 5, 2022

Abstract

Rent control is a highly debated social policy that has been omnipresent since World War I. Since the 2010s, it is experiencing a true renaissance, for many cities and countries facing chronic housing shortages are desperately looking for solution, directing their attention to controlling housing rents and other restrictive policies. Is rent control useful or does it create more damage than utility? To answer this question, we need to identify the effects of rent control. This study reviews a large empirical literature looking at various aspects of rent controls. We conclude that rent controls are quite effective in terms of lowering housing rents or slowing their growth, but they also lead to a wide range of adverse effects affecting both landlords and tenants.

Keywords: rent control, housing policy, empirical literature review

JEL codes: K25, N90, R38

Introduction

Rent control, like any other governmental policy, has its intended and unintended effects. The intended effect is the affordability of housing, meaning that tenants face reasonable rental burden. Typically, the rental burden — defined as the share of the rental costs in the total income of the household — is considered reasonable, if it does not exceed 30% or 40%. This threshold depends on country. While Australia and USA use 30% as an affordability threshold, the EU countries commonly apply a 40% value (Jewkes and Delgadillo 2010, Del Pero et al. 2016). When the rental burden is excessive, it prevents the households from buying other goods and services and deteriorates the quality of living. In extreme cases, it can lead to extreme poverty and malnutrition. Therefore, it is very important to guarantee the housing affordability.

However, at the same time, multiple other effects emerge. Some affect other tenants who are not protected by rent control, thus, leading to redistribution of income. Other effects work in the opposite direction to that intended by the policy makers, damaging the protected tenants. Yet other effects, for example, higher homeownership rates or lower inequality, cannot be treated as positive or negative from the normative point of view. Therefore, it is important to be conscious of the possible effects of rent control. Ideally, policy makers should take into account all possible

effects with their costs and benefits. The decision on the introduction of rent control and its design must rest upon an objective and comprehensive cost-benefit analysis. Only when the net benefit is positive is the policy sensible. Otherwise it produces more damage than utility.

Such cost-benefit analysis can draw upon the rich literature that investigates potential effects of rent control using a robust scientific methodology and reliable data. Here, we provide a comprehensive overview of this literature.¹ Our objective is to summarize the evidence on the effects of rent control accumulated over the years. Although this study is very far from delivering a complete picture of the net effects of rent control, it can still provide useful guidance for making decision on the introduction or reforming of rent control.

Country coverage

Let us first look at the country coverage of the literature. I start from gathering all studies on the effects of rent control — published and unpublished; both theoretical and purely empirical. However, in the main part of my study, I focus exclusively on the empirical articles published in referred journals. The logic behind such a choice is that articles published in peer reviewed journals have at least some guarantee that their methodology is more or less sound.

To find the relevant studies I used both the previous literature reviews and three online research paper databases (Google Scholar, IDEAS/RePEc, and Social Science Research Network) where the keyword “rent control” was searched. While IDEAS/RePEc focuses mainly on research papers in economics, SSRN is a broad social sciences database, and Google Scholar is the broadest yet. Figure 1 shows the breakdown of the literature on effects of rent control by the publication status (published as a journal article/book or unpublished) and by its relation to empirics (empirical or theoretical). In order to avoid duplication, I only include in the group of unpublished papers those whose later versions are not published in journals or as book chapters. I tried to make the sample of rent control studies as exhaustive as possible. However, I cannot guarantee that it is complete. Some studies, especially older and unpublished, could not be found or accessed. The studies written in languages other than English are also underrepresented in the sample.

¹ Earlier reviews of the literature are less comprehensive and do not include the newer research results, e.g., Gilderbloom and Appelbaum (1988), Benjamin and Sirmans (1994), John I. Gilderbloom and Markham (1996), B. Turner and Malpezzi (2003), Ye (2008), Jenkins (2009), Pastor, Carter, and Abood (2018), or Kettunen and Ruonavaara (2021). A recent paper of Gibb, Soaita, and Marsh (2022) considers a wide set of studies (79 studies devoted to rent control, including 43 empirical studies and among them 33 empirical published articles), but examines mainly the geographic and methodological distribution of studies.

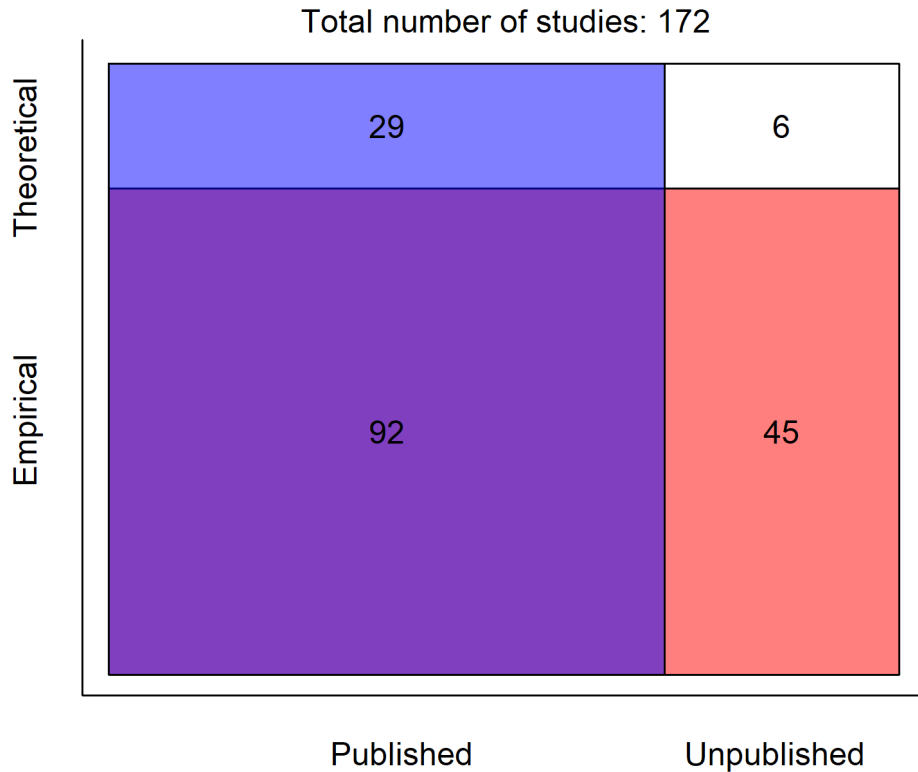


Figure 1: Composition of the literature on effects of rent control

The total size of the sample is 172 works. Among them, empirical studies account for 79.7%, while the proportion of published studies is about 70.3%. Interestingly, the share of published theoretical studies among all theoretical papers is 67.2%, whereas that of published empirical studies among all empirical works is 82.9%. Thus, the probability of an empirical paper to be published is somewhat higher than that of a theoretical paper.

A concise overview of the rent control literature is contained in Table 6. This is perhaps the most comprehensive review of the literature encompassing the period between 1967 and 2022. The figure below depicts the distribution of rent control studies by countries and continents. The length of each bar is proportional to the number of studies and its color corresponds to the continent to which the respective country belongs.

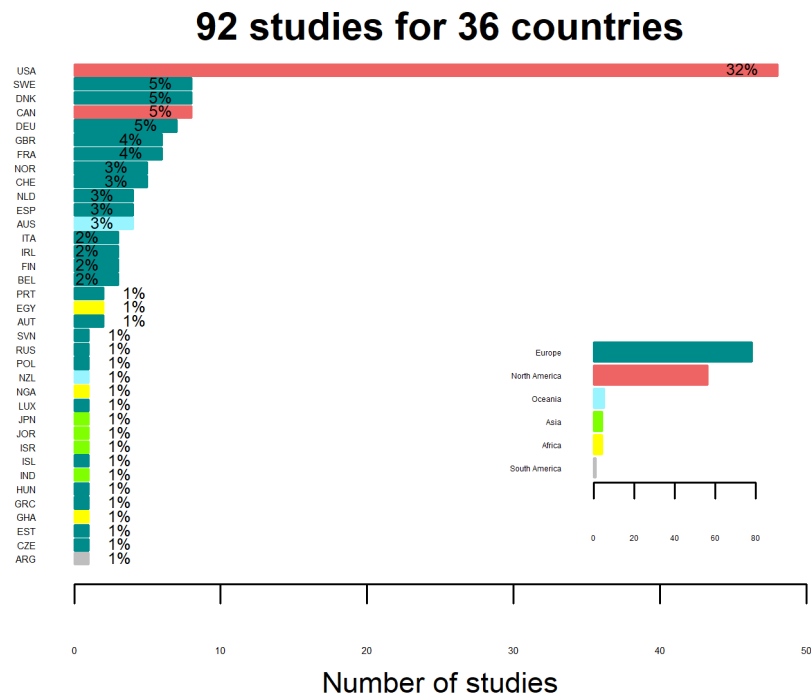


Figure 2: Distribution of studies by countries and continents

The number of countries for which rent control effects are investigated is rather limited — 36 compared to the almost 200 countries existing in 2022. A lion’s share of the studies — 32% of all 92 studies considered here — is devoted to the USA. One possible reason is the fact that, in the United States, rent control is often a regional matter, in contrast to many European countries where rent control is adopted at the national level. In the USA, states and even municipalities can have their own housing regulations. Many US studies focus on a single city, while other exploit a large geographical variation. Overall, the North American continent accounts for 38% of the published empirical rent control studies. The share of studies on rent control in European countries is 52.7. The remaining 9% of studies are unevenly distributed across other four inhabited continents. The distribution of unpublished empirical studies by continents is somewhat different, as Table 7 shows.

Table 1: Distribution of published and unpublished studies by continents, in percentages

Continent	Published	Unpublished
Africa	2.7	1.3
Asia	2.7	7.7
Europe	52.7	52.6
North America	37.8	33.3
Oceania	3.4	2.6
South America	0.7	1.3

The shares of studies on countries in Asia, Europe, and South America among unpublished studies are much higher than those among the published ones. This difference can be explained by two reasons. First, given a publication lag between a discussion paper and journal article, this can point out to an increased interest in rent control policies in those continents that, after, a while will lead to more journal articles concerning corresponding countries. Second, it can also be interpreted as a sign that papers on countries outside North America are less likely to be published in referred journals.

Figure 3 illustrates the distribution of published empirical studies over time. Given the relatively small number of studies, they are aggregated by decades: 1961–1970, 1971–1980, etc.

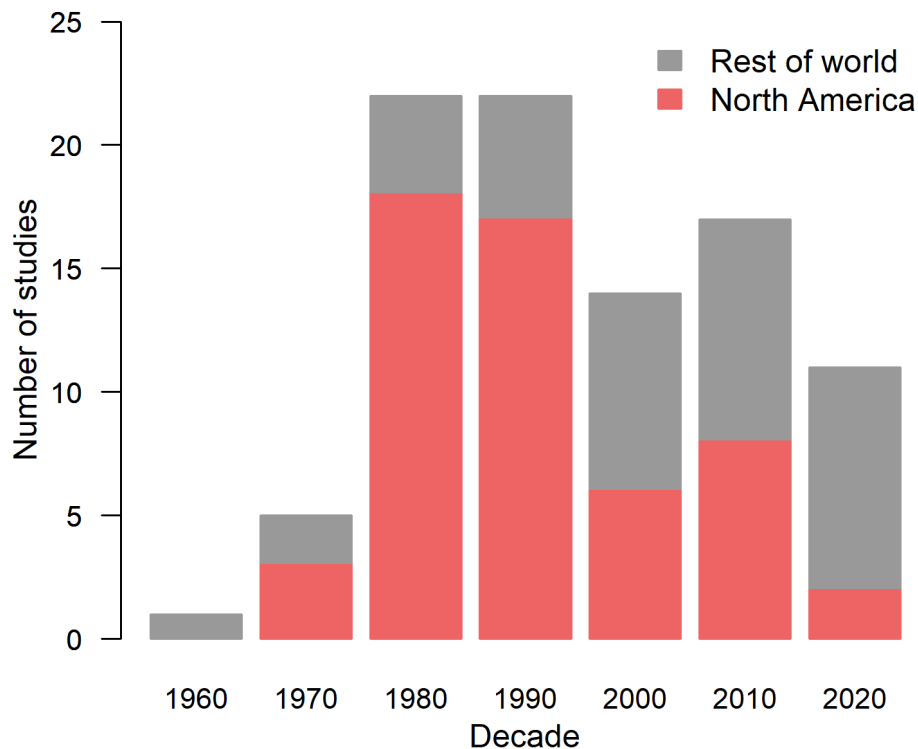


Figure 3: Distribution of studies by decades

One of the earliest published studies on effects of rent control is Gelting (1967). Surprisingly, it considers Denmark and not the USA. This appears to be the only study that quantitatively analyzes the effects of rent control in the 1960s. The number of studies dramatically increased in the 1980s, attaining its maximum in the 1990s. During these periods, the majority of studies were devoted to rent control in North America. It can be explained by an increased activity related to rental market regulations in the USA: the imposition of rent controls in the wake of the oil shocks and deregulation wave in the 1990s. In the 2000s, the number of studies plummeted. Since then, North American studies nor longer dominate the research landscape. The 2020s is bringing a new impetus to rent control research: only 2.5 years into the decade, there are already 11 studies published: almost 75% of the number published in the entirety of the 2010s. This can be explained by a new regulation wave that can be observed especially in Europe (France, Germany, and Spain). Further, the 2010s and 2020s are seeing a surge in international studies, including Sánchez and

Andrews (2011), Weber and Lee (2020), Kholodilin and Kohl (2021a), Kholodilin and Kohl (2021b) that are not confined to a single country, but rather cover multiple countries.

Potential effects

What are potential effects of rent control? To answer this question, one must first compile a list of effects identified in the literature under inspection. In order to do this, as in any other classification exercise, I try to strike a balance between the accuracy and generalization. As a rule, I take advantage of the wording used by the authors of the papers. However, given the terminological differences, the same notion can appear in different studies under different names, thus, leading to a too large number of categories. Such a classification would possibly very accurately describe the terms used by the authors of the studies, but it would not be operational. Therefore, I need to generalize when classifying the regulation effects. In some cases, it is much easier, for example, when effects on prices, supply, and quality of housing as well as on residential mobility are considered. In other cases, it is less evident, for instance, when the authors investigate the impact on inequality, net welfare, and allocation. These notions are closely related to each other. For example, misallocation of housing can lead to more inequality, since “wrong” people can be privileged by rent control.

Figure 4 presents different effects of rent control with the number of studies in which they are examined. Although these are probably not all the possible effects, these are those that occurred to researchers conducting studies. As some studies analyze multiple effects, the sum of frequencies in this figure is not equal to the number of studies.

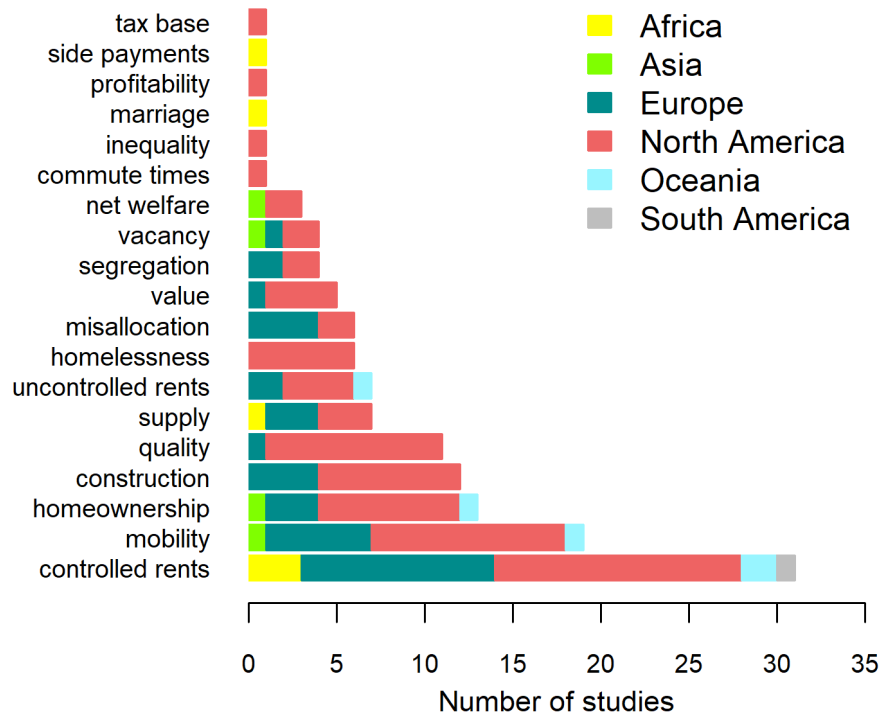


Figure 4: Potential effects of rent control

The literature identifies 19 socioeconomic, demographic, and security effects of rent control. When ordered by the number of studies and, thus, by their prominence from the perspective of researchers, these are: controlled rents, mobility, homeownership, construction, quality, supply, uncontrolled rents, homelessness, misallocation, value, segregation, vacancy, net welfare, commute times, inequality, marriage, profitability, side payments, and tax base. The effect on controlled rents is actually the intended impact. This is the main target of rent control. Most other effects are rather unintended.

Price effects

The *uncontrolled rents* refer to the rents paid by the tenants in the housing segment that is not subject to rent control regulations. The rental housing legislation often splits the private rental sector into two parts: those subject and those not subject to rent control. The latter are typically newly built or luxury dwellings. Sometimes, rent control is only applied in tight housing markets. Theoretically, it can also be applied only to a specific type of landlord. The *value* refers to the market selling price of the real estate. For example, by creating more tenure security and limiting rent increases, rent control can make the rental properties less attractive from the perspective of potential buyers, thus, resulting in a price discount. The category *profitability* measures effects of rent control on rental yields of landlords. Rent reductions decrease their revenues and, thus, can negatively affect the profitability of letting dwellings. In addition, some “fair rent” designs explicitly limit the rate of return, since this is virtually the only element of rental price that can be affected by the landlords (Achtenberg 2017, 462).

Housing supply

Residential *mobility* shows how long the tenant household stays at the same place: the longer this time, the lower the mobility. The notion of *construction* in the literature can cover both the total residential construction and construction of rental dwellings in particular. Unfortunately, it is not always clear from the studies whether they mean the total construction or just rental part of it. Moreover, at the moment of completing dwellings, it is usually not clear how they are going to be used: sold to the homeowners or leased to tenants. As a rule, *supply* refers to the existing rental housing stock. The reduction of supply can imply both its physical disappearance (when dwellings are demolished; smaller dwellings are merged into bigger ones; or residential premises are directed to non-residential uses) or a change in the tenure status of the dwellings (conversion of rental dwellings into the owner-occupied ones). The supply effects are related to construction effects, but should not be confused with each other: while the former deal with the stock of dwellings, the latter deal with the flow. The effect on *vacancy* means that rent control can affect the proportion of empty dwellings. For example, price control often exaggerates preexisting shortages, leading to lower vacancy rates. The *homeownership* refers to the proportion of dwellings occupied by the homeowners in the total housing stock or, alternatively, the share of homeowner households in the total number of households. Thus, it describes the tenure structure of the housing stock. The *quality* describes the physical state of the rental dwellings: how well are they maintained and equipped.

Distributional effects

The *net welfare* denotes the difference between benefits and costs of rent control. For example, the benefits can include lower rental burden of tenants in regulated dwellings, while costs can be comprised of increased rental burden of tenants in unregulated dwellings and decreased revenues of landlords. The *tax base* effects describes the changes in tax revenues due to rent control. Two channels can lead to this effect. First, capping of rents reduces the revenues of landlords and, thus, profit taxes. Second, rent control can decrease the value of controlled property and, hence, lower the property tax proceeds. In principle, tax effects can be taken into account when computing the net welfare. The *misallocation* implies that by distorting price signals, rent control can lead to a mismatch between the supply of, and demand for, rental housing. The sitting tenants in controlled dwellings may have less incentives to leave, since they are well protected and have cheap dwellings often in a good location. Even if the family situation of these people changes (for example, their grown up children leave their nest), these people do not change their dwellings, even though young families, who need such spacious dwellings, are struggling to obtain any dwelling. In addition, misallocation can refer to an “unfair” redistribution of resources: although rent control is designed to help low-income households, in reality it can benefit those with higher incomes more. The related notion of *inequality* refers to rent control exaggerating or reducing already existing economic inequality between social classes and ethnic groups. The *segregation* refers to the effects of rent control on racial and social segregation of people. In some cases, rent control is thought to prevent segregation by reducing the residential mobility. The effect on *homelessness* means that rent control could possibly lead either to fewer or to more people living on the streets. In the former case, a stronger tenant protection prevents landlords from kicking out their tenants, while in the latter case, the reduction in the supply of rental dwellings can result in some people having a tough time when looking for an available dwelling.

Miscellaneous

Here, I explain the effects that cannot be assigned to any of the preceding categories. The *commute times* can become longer due to lower residential mobility: people tend to stay in the same regulated dwelling and are ready to spend more time on commuting from home to the workplace. The *marriage* effect refers to the potential impact of rent control on the demographic decisions made by the people. For instance, a lack of rental housing can cause young people to postpone their marriage, since many cultures often require them to live separately from their parents. Finally, *side payments* represent various unofficial payments, such as key money, that can be fostered by the introduction of rent control.

Sign and significance of effects

Apart from identifying the potential effects of rent control and how much research attention it attracts, it is of utmost importance to analyze their direction. Indeed, for policy-making it is more relevant to know whether most researchers agree that rent control affects, say, rents or whether unanimity regarding this effect is lacking. Figure 5 depicts those rent control effects that occupy the most prominent place in the literature. We select an effect, if more than 6 studies are devoted

to it. The left (right) bar shows the number of studies that found a negative (positive) effect of rent control on the corresponding variable. The height of the bar in the middle corresponds to the number of studies that did not find a statistically significant effect of rent control on the variable.

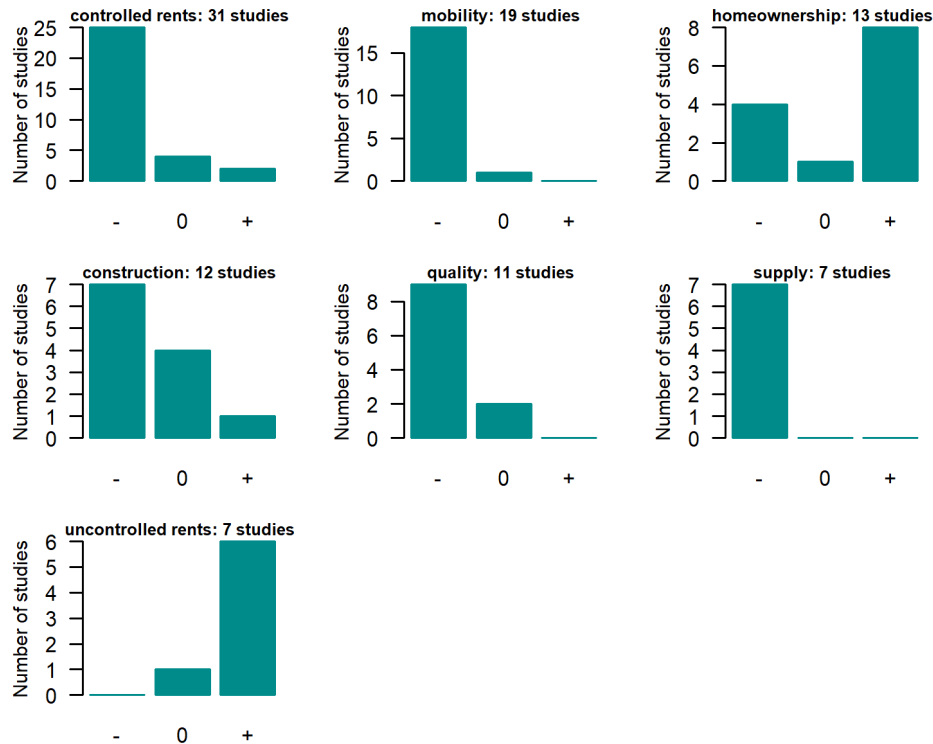


Figure 5: Direction of the most prominent effects of rent control

The most prominent effect of rent control is, unsurprisingly, its impact on controlled rents; that is, on rents paid by the tenants of the dwellings subject to rent control. The picture is rather unambiguous: 25 out of 31 studies point out to a statistically significant negative effect. Thus, rent control is quite effective in capping the rents.

The residential mobility effect seems to be clear cut: almost all studies find a negative effect of rent control on mobility. Two explanations of this phenomenon are suggested. First, the tenants occupying the controlled dwellings have little incentives to leave. This can have negative consequences for the labor market, for lower residential mobility implies less flexible responses to labor market shocks. If the employment situation deteriorates in their city, tenants in controlled dwellings are less likely to move to places where there are brighter perspectives of finding good jobs. Second, lower residential mobility can be explained by a higher tenure stability. Rent control laws often go hand in hand with regulations protecting tenants from arbitrary evictions. Hence, tenants remain longer in the same dwellings, which increases their satisfaction.

In case of the homeownership effects, the picture is a bit less clear cut: there are multiple studies pointing in different directions. Nevertheless, the majority of studies predict an increase in the homeownership rate due to the rent control. This can be explained by the desire of landlords to get rid of those properties that bring them insufficient rental revenues. Therefore, the landlords

sell their dwellings or convert them into condominium ownership. By contrast, Gyourko and Linneman (1989) explain the homeownership effect from the perspective of tenants in controlled dwellings, who are less inclined to become owners, given their protected position.

The impact of rent control on new residential construction is the most ambiguous effect of all. Although more than half of the studies find a negative effect, several studies find no statistically significant effect at all. This can be explained both by different designs of rent control (e.g., exceptions made for the newly built housing) and by the dependent variable (rent control can affect the construction of rental dwellings; however, only data on total construction are available). Moreover, if private construction declines, the government can step in and compensate the missing construction by building social housing. Thus, the overall number of dwelling completions can stay unchanged or even increase, which can be mistakenly associated with beneficial effects of rent control.

The literature is almost unanimous with respect to the impact of rent control on the quality of housing. All studies, except for Lind (2015), indicate that rent control leads to a deterioration in the quality of those dwellings subject to regulations. The landlords, whose revenues are eroded by rent control, have reduced incentives to invest in the maintenance and refurbishment, thus letting their properties to wear out until the real value of the dwellings decreases and becomes equal to the low real rent. In the case mentioned by Lind (2015), the allowed rent increases are pegged to improvements of dwellings made by landlords.

According to the studies examined here, as a rule, rent control leads to higher rents for uncontrolled dwellings. The imposition of rent ceilings amplifies the shortage of housing. Therefore, the waiting queues become longer and the would-be tenants must spend more time looking for a dwelling. If they are impatient or have no place to stay (e.g., in the houses of their friends or relatives), while looking for their own dwelling, they turn to the segment that is not subject to regulations. The demand for unregulated housing increases and so do the rents.

Methodological issues

The effects examined in the previous section can depend on many factors, given the large heterogeneity of studies under inspection. They can depend on the design of rent control as well as on the data quality and the econometric methodology. Here, I point out to some specific features that can shape the effects of the regulation.

The estimated impact can vary with the degrees of rent control. A strict rent control can be more effective than a soft rent control.² The absence of exceptions can leave less room for expansion of unregulated sectors. For example, if newly built housing is not exempted from regulations, housing construction is more likely to dwindle.

The impact can also be different depending on whether rent control is introduced in a country without antecedents of rental regulations or in a country that has a long history of rent control.

² See, for example, Gilderbloom and Markham (1996).

In the former case, there can be a surprise effect that strengthens the impact of rent control. At first, market participants have not yet elaborated an optimal strategy in order to react to the new challenge. In turn, the effects of deregulation must not be symmetrical but with opposite sign to those of the introduction of rent control. The structure of a market that had been regulated for decades can be different from that of a market that never knew any governmental interventions. For example, the introduction of rent control can dramatically change the tenure structure of the market — by transforming a tenant-dominated market into a homeownership-dominated one. However, the removal of rent control will not necessarily lead to a quick revival of the well functioning private rental market. The effects of partial deregulation — e.g., transition from a strict to a softer rent control — can be also different from those of a complete removal of rent control.

The enforcement of rent control regulations plays also a very important role. In some countries, rent control does not work because most market participants are simply unaware of its existence (Kholodilin 2020). Moreover, even if market agents are well informed about existing regulations, some people can still try to avoid these regulations. The impossibility to raise rents above a legally defined “fair rent” can be compensated by requiring the tenants to make different side payments (e.g., key money). The rents can be frozen, but the principal tenants can sublet parts of dwellings to subtenants at market rates often exceeding the “fair rent” they have to pay to landlords (Mark 2013).

The econometric methodology used to estimate the rent control effect is likewise of utmost importance. A misspecification of econometric models can lead to biased results, with insignificant effects becoming significant, potentially even changing their sign. While some studies reviewed here use a rigorous statistical methodology, others apply rather rudimentary descriptive analysis that can fail to account for some important omitted effects. Table 8 shows the use of different estimation techniques in the rent control analysis.

Table 2: Techniques used to estimate rent control effects

Method	Number of studies	Share of studies, %
linear regression	40	43.5
descriptive analysis	18	19.6
difference-in-differences	7	7.6
logit/probit	7	7.6
simulation	7	7.6
panel data model	5	5.4
TSLS	3	3.3
event study	1	1.1

By far the largest group of studies — 43% — take advantage of linear regressions for cross-section data. There are also 18 studies using purely descriptive analysis. Much fewer researchers use two-stage least squares (TSLS) or difference-in-differences approach. Some studies use more “exotic” approaches, such as a pooled SUR model with time-specific coefficients (Lauridsen, Nannerup,

and Skak 2009), spatial lag regression (Heskin, Levine, and Garrett 2000), or regression discontinuity design (Gardner 2022). In general, perhaps due to the lack of corresponding data, the possible spatial dependencies that are characteristic of the housing markets are, in most cases, not taken into account. Several studies employ time series analysis. However, the samples are often so short that it casts doubts on the reliability of results. One study uses a non-linear technique MARS to identify the periods when rent control was effective (Jacobo Ostapchuk and Kholodilin 2022).

Over time, the research methodology has evolved due to advances both in the econometric methods and in computer techniques. The progress of computer technology allows both using more computation-intensive techniques and taking advantage of much larger data sets. In order to approximately assess these changes I computed the number and proportion of studies that use purely descriptive techniques; see Table 9. By descriptive methods I mean, for example, the so-called “eyeball statistics,” when average values or sums before and after changes in rent control regulations are compared, often without relying on the formal statistical tests.

Table 3: Application of descriptive techniques over time

Decade	Number of descriptive studies	Share of descriptive studies, %
1960	1	100.0
1970	3	50.0
1980	7	29.2
1990	3	13.6
2000	2	14.3
2010	2	11.1
2020	0	0.0

It can be seen that descriptive methods were more or less popular until the 1980s, when they were used in about one-third of all published empirical studies. However, in the 1990s and 2000s, their share fell to around 14% and from the 2020s on they seem to fall out of use. This is an indirect sign of a large improvement in research quality over time.

The data employed for the analysis in the rent control literature are also quite heterogeneous. First, the majority of studies — 68% — use microdata (at the level of households or dwellings), while the remaining studies take advantage of macrodata (at the level of municipalities, regions, or countries). Second, the data sources include surveys, official statistical data (for example, results of censuses), address registers, and newspaper advertisements.

Publication outlets

An interesting question is — especially for those who investigate the impact of rent control — where are the corresponding articles published. Overall, there are 50 peer-reviewed journals that

publish research on rent control. About 42% of journals are based in North America. Figure 6 displays the research journals and the continents on which the published studies focus. Only those journals are shown where at least two articles on rent control effects have been published.

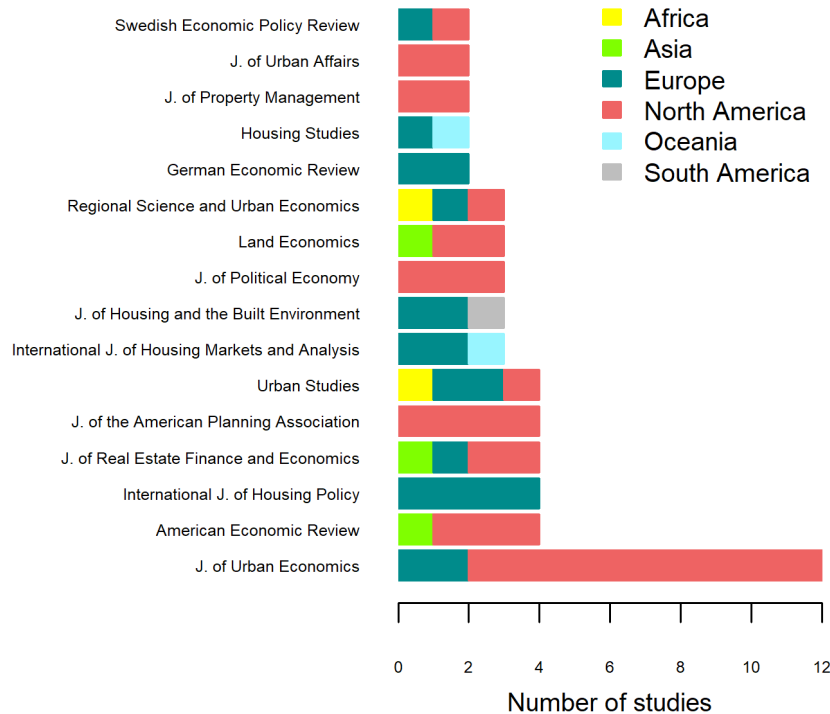


Figure 6: Main publication outlets

The journals publishing the most on the rent control topics are *Journal of Urban Economics*, *American Economic Review*, *International Journal of Housing Policy*, *Journal of Real Estate Finance and Economics*, *Journal of the American Planning Association*, and *Urban Studies*. The journal that published by far the largest fraction of such studies is *Journal of Urban Economics*. In addition, to a large extent these are also high-quality journals, with most specializing in the urban issues.

Meta-regression analysis

As an extension of the descriptive tools employed in this study, we undertake a simple econometric analysis here in order to assess the impact of different characteristics of the papers on their outcomes. For this purpose I use the Extreme Bounds Analysis (EBA) as developed by Leamer (1985) and Sala-i-Martin (1997). The estimations are carried out using the **R** language package *ExtremeBounds* implemented by Hlavac (2016). EBA is a sensitivity test that assesses the robustness of the relation between the dependent variable of a regression model and a variety of potential determinants. This test is especially useful in a situation where the number of determinants is large with respect to the sample size. The basic idea is to estimate all possible combinations of determinants and examine the distribution of resulting parameter estimates. The EBA model can be formulated as follows:

$$y = \alpha_j + \beta_j v + \gamma_j F + \delta_j D_j + \varepsilon$$

where v is a focus variable that is tested for a robust relation with the dependent variable y , F is the full set of free variables that will be included in every regression model, D_j is a vector of k variables taken from the set X of doubtful variables, ε is the error term, and j is an index of regression models. While D_j is conventionally limited to no more than three doubtful variables per model, the particular choice of k , the number of doubtful variables to be included in each combination, is left to the choice of the researcher. Here, I set it to range between zero and the number of doubtful variables.

The full set of variables X includes the following dummy variables: First-generation rent control, Published, Descriptive, Decade, and Microdata. The first-generation of rent control variable is equal to 1, if the strong rent control is used, and 0, otherwise. The variable is defined following Blumberg, Robbins, and Baar (1974). The kind of rent control can be relevant, since it implies a different design and intensity of regulations (John I. Gilderbloom 1986). The variable Published is equal to 1, if the study is published as a journal article, a book, or a book chapter; and is equal to 0, if it is an unpublished manuscript (e.g., discussion paper or conference proceedings). The Descriptive variable is equal to 1, if purely descriptive methodology is used to obtain results; and 0, otherwise. The Decade variable contains values corresponding to a decade and is defined as a nominal variable. Finally, the Microdata variable is 0, if the study uses data at a microlevel (dwelling or household), and 0, otherwise (e.g., city or country level).

Several effects of rent control are considered: controlled and uncontrolled rents, mobility, homeownership, and construction. For other effects regression analysis is not feasible due to a very limited number of studies.

Table 10 reports estimation results of the EBA, which are based on all empirical studies, both published and unpublished. The dependent variable takes three values: 1, if the study finds positive effects of rent control on rents for controlled dwellings; -1, if effects are found to be negative; and 0, if the study finds no statistically significant effect. Thus, it is a bit different from the standard meta-regression analysis, where dependent variable is the reported estimate obtained in various studies (Stanley and Jarrell 2005). However, this is the best possible approximate, given the large variety of the data, specifications, and estimation techniques used in the literature on the rent control effects.

The first column indicates the dependent variable or a possible effect of rent control. The second column includes regressors of the EBA. The third column contains the average coefficient estimates. The fourth shows the share of statistically significant coefficients in the total number of estimated models. The fifth column reports whether the variable is robust or not, according to the test of Leamer (1985): the variable is considered to be robust; if the lower and upper bounds have the same sign. Finally, sixth column shows how much of the cumulative generic distribution of regression coefficients lie above zero.

Table 4: Meta-regression for controlled rents: published and unpublished studies

Effect	Coefficient	Estimate	Share of significant coefficients	Leamer's robustness	Share of generic CDF above 0
controlled rents	Intercept	-0.358	0.484	fragile	0.258
controlled rents	Descriptive	-0.163	0.000	fragile	0.270
controlled rents	FGRC	-0.178	0.000	fragile	0.113
controlled rents	Published	0.088	0.000	fragile	0.721
controlled rents	Microdata	0.005	0.000	fragile	0.512
controlled rents	Decade	0.000	0.000	fragile	0.468
uncontrolled rents	Intercept	16.863	0.407	fragile	0.955
uncontrolled rents	Descriptive	-0.129	0.000	fragile	0.423
uncontrolled rents	FGRC	0.384	0.000	fragile	0.812
uncontrolled rents	Published	-0.259	0.000	fragile	0.279
uncontrolled rents	Microdata	-0.098	0.000	fragile	0.400
uncontrolled rents	Decade	-0.015	0.286	fragile	0.050
mobility	Intercept	5.144	0.484	fragile	0.452
mobility	Descriptive	-0.029	0.000	fragile	0.468
mobility	FGRC	-0.313	1.000	robust	0.010
mobility	Published	0.048	0.000	fragile	0.585
mobility	Microdata	0.064	0.000	fragile	0.613
mobility	Decade	-0.006	0.000	fragile	0.106
homeownership	Intercept	-21.438	0.065	fragile	0.474
homeownership	Descriptive	0.013	0.000	fragile	0.514
homeownership	FGRC	-0.097	0.000	fragile	0.425
homeownership	Published	0.088	0.000	fragile	0.570
homeownership	Microdata	-0.676	0.000	fragile	0.107
homeownership	Decade	0.021	0.000	fragile	0.869
construction	Intercept	-9.871	0.161	fragile	0.251
construction	Descriptive	-1.028	0.750	fragile	0.017
construction	FGRC	-0.135	0.000	fragile	0.394
construction	Published	0.709	0.188	fragile	0.862
construction	Microdata	-0.428	0.250	fragile	0.228
construction	Decade	0.009	0.000	fragile	0.675

Apart from the intercept, only two variables have a share of statistically significant coefficients exceeding 0.5: First-generation rent control in the regression for mobility and Descriptive in

regression for construction. The former variable is also robust, according to Leamer's test. This implies that first-generation rent control is likely to be responsible for lower mobility and that studies using descriptive methodology are likely to find negative effects of rent control on construction. In addition, the percentage of the CDF of coefficients lying below zero is very low (under 0.1) for Decade dummy in regression for uncontrolled rents (the earlier the decade, the lower uncontrolled rents), for first-generation rent control in mobility regressions, and for Descriptive dummy in construction regressions. None of essential variables have coefficients that lie above 0 with a frequency exceeding 90%.

Table 11 displays EBA results for articles published in referred journals. Instead of dummy Published, the corresponding regressions contain the variable HIndex_Scimago, which is an *H*-index (Hirsch index) of the respective journal taken from the Scimago journal ranking.³ The higher the index, the more prominent the journal.

Table 5: Meta-regression for controlled rents: only published studies

Effect	Coefficient	Estimate	Share of significant coefficients	Leamer's robustness	Share of generic CDF above 0
controlled rents	Intercept	-3.907	0.484	fragile	0.173
controlled rents	Descriptive	-0.049	0.000	fragile	0.405
controlled rents	FGRC	-0.189	0.000	fragile	0.140
controlled rents	HIndex_Scimago	0.004	1.000	robust	0.990
controlled rents	Microdata	0.058	0.000	fragile	0.583
controlled rents	Decade	0.003	0.000	fragile	0.639
uncontrolled rents	Intercept	16.636	0.316	fragile	0.947
uncontrolled rents	Descriptive	-0.065	0.000	fragile	0.450
uncontrolled rents	FGRC	0.268	0.000	fragile	0.755
uncontrolled rents	HIndex_Scimago	0.004	0.500	fragile	0.859
uncontrolled rents	Microdata	-0.112	0.000	fragile	0.407
uncontrolled rents	Decade	-0.015	0.300	fragile	0.054
mobility	Intercept	3.173	0.652	fragile	0.307
mobility	Descriptive	-0.047	0.000	fragile	0.442
mobility	FGRC	-0.208	0.667	fragile	0.231
mobility	HIndex_Scimago	0.000	0.000	fragile	0.263
mobility	Microdata	0.048	0.000	fragile	0.546
mobility	Decade	-0.004	0.000	fragile	0.116
homeownership	Intercept	-22.904	0.065	fragile	0.458

³ See <https://www.scimagojr.com/>.

Effect	Coefficient	Estimate	Share of significant coefficients	Leamer's robustness	Share of generic CDF above 0
homeownership	Descriptive	0.304	0.000	fragile	0.649
homeownership	FGRC	-0.088	0.000	fragile	0.440
homeownership	HIndex_Scimago	0.002	0.000	fragile	0.747
homeownership	Microdata	-0.590	0.000	fragile	0.168
homeownership	Decade	0.023	0.000	fragile	0.828
construction	Intercept	-13.459	0.065	fragile	0.341
construction	Descriptive	-1.037	0.750	fragile	0.016
construction	FGRC	-0.148	0.000	fragile	0.380
construction	HIndex_Scimago	-0.003	0.125	fragile	0.324
construction	Microdata	-0.136	0.125	fragile	0.414
construction	Decade	0.013	0.062	fragile	0.689

Only the *H*-index is robust and statistically significant in 100% of cases in the regression for controlled rents. The CDF of its coefficient estimates lies in more than 90% above zero. This implies that, the higher the quality of the journal, the more likely the positive effect of rent control on rents in controlled dwellings. This is a somewhat paradoxical result. Two other variables deserve attention because they have statistically significant coefficients in most cases: first-generation rent control in mobility regressions and Descriptive dummy in construction regressions. It appears that under stricter rent control, mobility is more likely to decline and that, similarly to regressions including both published and unpublished studies, the use of descriptive methods increases the likelihood of finding negative construction effects. Looking at the share of CDF above 0, one can see that also the Decade variable can, to some extent, explain the negative effect of rent control on uncontrolled rents: the later the study is published, the more likely it to find that rent control dampens uncontrolled rents.

Conclusion

In this study, I examine a wide range of empirical studies on rent control published in referred journals between 1967 and 2022. I conclude that, although rent control appears to be very effective in achieving its main goal — lower rents — it also results in a number of undesired effects, for example, lower mobility and residential construction. These unintended effects counteract the desired effect and, thus, diminish the net benefit of rent control. Therefore, the overall impact of rent control policy on the welfare of society is not clear.

Moreover, the analysis is further complicated by the fact that this policy is not adopted in a vacuum. Simultaneously with rent control, other housing policies — such as the protection of tenants from eviction, housing rationing, housing allowances, and stimulation of residential construction (Kholodilin 2017, 2020; Kholodilin et al. 2021) — are carried out. Furthermore, banking, climate, and fiscal policies can also affect the results of rent control regulations.

Nevertheless, at least ideally, policy-makers should take into account the multitude of these effects and their interactions when designing an optimal governmental policy. Researchers would readily support this by providing their expertise.

References

Achtenberg, Emily Paradise. 2017. "The Social Utility of Rent Control." In *Housing Urban America*, edited by Jon Pynoos, Robert Schafer, and Chester W. Hartman, 459–72. Routledge.

Ahern, Kenneth R., and Marco Giacoletti. 2022. "Robbing Peter to Pay Paul? The Redistribution of Wealth Caused by Rent Control." National Bureau of Economic Research.

Ahrens, Achim, Maria Martinez-Cillero, and Conor O'Toole. 2019. "Trends in Rental Price Inflation and the Introduction of Rent Pressure Zones in Ireland." Economic and Social Research Institute Dublin.

Albon, Robert. 1978. "Rent Control, a Costly Redistributive Device? The Case of Canberra." *Economic Record* 54 (3): 303–13.

Ambrosius, Joshua D., John Ingram Gilderbloom, William J. Steele, Wesley L. Meares, and Dennis Keating. 2015. "Forty Years of Rent Control: Reexamining New Jersey's Moderate Local Policies After the Great Recession." *Cities* 49: 121–33.

Appelbaum, Richard P., Michael Dolny, Peter Dreier, and John Ingram Gilderbloom. 1991. "Scapegoating Rent Control: Masking the Causes of Homelessness." *Journal of the American Planning Association* 57 (2): 153–64.

Asquith, Brian J. 2019. "Housing Supply Dynamics Under Rent Control: What Can Evictions Tell Us?" In *AEA Papers and Proceedings*, 109:393–96.

Assaad, Ragui, Caroline Krafft, and Dominique J. Rolando. 2021. "Evaluating the Impact of Housing Market Liberalization on the Timing of Marriage: Evidence from Egypt." *Population Studies*, 1–19.

Attia, Shereen E. 2016. "Rent Control Dilemma Comeback in Egypt's Governance: A Hedonic Approach." British University in Egypt Working Paper 979.

Ault, Richard W., John D. Jackson, and Richard P. Saba. 1994. "The Effect of Long-Term Rent Control on Tenant Mobility." *Journal of Urban Economics* 35 (2): 140–58.

Ault, Richard W., and Richard Saba. 1990. "The Economic Effects of Long-Term Rent Control: The Case of New York City." *The Journal of Real Estate Finance and Economics* 3 (1): 25–41.

Autor, David H., Christopher J. Palmer, and Parag A. Pathak. 2019. "Ending Rent Control Reduced Crime in Cambridge." In *AEA Papers and Proceedings*, 109:381–84.

Autor, David H., Christopher J. Palmer, and Parag A. Pathak. 2014. "Housing Market Spillovers: Evidence from the End of Rent Control in Cambridge, Massachusetts." *Journal of Political Economy* 122 (3): 661–717.

Bailey, Nick. 1999. "Deregulated Private Renting: A Decade of Change in Scotland." *Netherlands Journal of Housing and the Built Environment* 14 (4): 363–84. <https://doi.org/10.1007/BF02496763>.

Ballesteros, Marife M. 2001. "Benefits (and Losses) from Rent Control in the Philippines: An Empirical Study of Metro Manila." PIDS Discussion Paper Series no. 2001-23.

Ballesteros, Marife M., Tatum P. Ramos, and Jasmine E. Magtibay. 2016. "Rent Control in the Philippines: An Update." PIDS Discussion Paper Series no. 2016-40.

Barton, Stephen E. 2020. "The Success and Failure of Strong Rent Control in the City of Berkeley, 1978 to 1995." In *Rent Control*, edited by Dennis Keating, Michael B. Teitz, and Andrejs Skaburskis, 88–109. Routledge.

Baye, Vera, and Valeriya Dinger. 2021. "Investment Incentives of Rent Controls and Gentrification — Evidence from German Micro Data." NBP Working Paper.

Baye, Vera, and Valeriya Dinger. 2022. "Rising Rent Burdens Following Distorting Investment Incentives — the Effects of Rent Controls in Germany." SUERF Policy Brief No 303.

Benjamin, J. D., and G. S. Sirmans. 1994. "Apartment Rent: Rent Control and Other Determinants." *Journal of Property Research* 11 (1): 27–50.

Bettendorf, Leon, and Erik Buyst. 1997. "Rent Control and Virtual Prices: A Case Study for Interwar Belgium." *The Journal of Economic History* 57 (3): 654–73.

Block, Walter. 1989. "Rent Control: A Tale of Two Canadian Cities." *Mid Atlantic Journal of Business* 25 (7): 85–88.

Blumberg, Richard E., Brian Quinn Robbins, and Kenneth K. Baar. 1974. "The Emergence of Second Generation Rent Controls." *Clearinghouse Review* 8: 240–49.

Bonneval, Loïc, Florence Goffette-Nagot, and Zhejin Zhao. 2021. "The Impact of Rent Control: Investigations on Historical Data in the City of Lyon." *Growth and Change*.

Borck, Rainald, and Niklas Gohl. 2021. "Gentrification and Affordable Housing Policies." CESifo Working Paper No. 9454.

Bourassa, Steven C., and Martin Hoesli. 2010. "Why Do the Swiss Rent?" *The Journal of Real Estate Finance and Economics* 40 (3): 286–309.

Breidenbach, Philipp, Lea Eilers, and Jan Fries. 2022. "Temporal Dynamics of Rent Regulations — the Case of the German Rent Control." *Regional Science and Urban Economics* 92: 103737.

Chapelle, Guillaume, Etienne Wasmer, and Pierre-Henri Bono. 2021. "An Urban Labor Market with Frictional Housing Markets: Theory and an Application to the Paris Urban Area." *Journal of Economic Geography* 21 (1): 97–126.

Chen, Ruoyu, Hanchen Jiang, and Luis Quintero. 2022. "Measuring the Value of Rent Stabilization and Understanding Its Implications for Racial Inequality: Evidence from New York City." Global Labor Organization Discussion Paper, No. 1102.

Clark, William A., and Allan D. Heskin. 1982. "The Impact of Rent Control on Tenure Discounts and Residential Mobility." *Land Economics* 58 (1): 109–17.

Coffey, Cathal, Paul J Hogan, Kieran McQuinn, Conor O'Toole, and Rachel Slaymaker. 2022. "Rental Inflation and Stabilisation Policies: International Evidence and the Irish Experience."

Del Pero, Angelica Salvi, Willem Adema, Valeria Ferraro, and Valérie Frey. 2016. "Policies to Promote Access to Good-Quality Affordable Housing in OECD Countries." OECD Social, Employment and Migration Working Papers No. 176.

Diamond, Rebecca, Tim McQuade, and Franklin Qian. 2019. "The Effects of Rent Control Expansion on Tenants, Landlords, and Inequality: Evidence from San Francisco." *American Economic Review* 109 (9): 3365–94.

Dutta, Arnab, Sahil Gandhi, and Richard K. Green. 2022. "Do Urban Regulations Exacerbate Rural-Urban Inequality? Evidence from Rent Control in India."

Early, Dirk W. 2000. "Rent Control, Rental Housing Supply, and the Distribution of Tenant Benefits." *Journal of Urban Economics* 48 (2): 185–204.

Early, Dirk W., and Edgar O. Olsen. 1998. "Rent Control and Homelessness." *Regional Science and Urban Economics* 28 (6): 797–816.

Early, Dirk W., and Jon Phelps. 1999. "Rent Regulations' Pricing Effect in the Uncontrolled Sector: An Empirical Investigation." *Journal of Housing Research* 10 (2): 267–85.

Eckert, Joseph Karl. 1977. "The Effect of Rent Controls on Assessment Practices, Differential Incidence of Taxation, and Income Adjustment Mechanisms for Rental Housing in Brookline, Massachusetts." PhD thesis, Tufts University.

Ejarque, João Miguel, and Joachim Kristensen. 2015. "Rent Control and the Housing Expenditure Share." Unpublished manuscript.

Engerstam, Sviatlana. 2017. "How Does Abolishment of Rent Control Affect Returns on Residential Investments in the Long Run?" European Real Estate Society (ERES).

Fallis, George, and Lawrence B. Smith. 1985a. "Price Effects of Rent Control on Controlled and Uncontrolled Rental Housing in Toronto: A Hedonic Index Approach." *The Canadian Journal of Economics / Revue Canadienne d'Économique* 18 (3): 652–59.

Fallis, George, and Lawrence B. Smith. 1985b. "Rent Control in Toronto: Tenant Rationing and Tenant Benefits." *Canadian Public Policy/Analyse de Politiques* 11 (3): 543–50.

Fetter, Daniel K. 2016. "The Home Front: Rent Control and the Rapid Wartime Increase in Home Ownership." *The Journal of Economic History* 76 (4): 1001–43.

Field, Erica, Matthew Levinson, Rohini Pande, and Sujata Visaria. 2008. "Segregation, Rent Control, and Riots: The Economics of Religious Conflict in an Indian City." *The American Economic Review* 98 (2): 505–10.

Fitzenberger, Bernd, and Benjamin Fuchs. 2017. "The Residency Discount for Rents in Germany and the Tenancy Law Reform Act 2001: Evidence from Quantile Regressions." *German Economic Review* 18 (2): 212–36.

Gaffney, Kathleen F. 2021. "Rent Control and Its Effect on the Availability of Rental Units." UC Santa Barbara Econ 196 Honors Thesis.

Gandhi, Sahil, Richard K. Green, and Shaonlee Patranabis. 2021. "India's Housing Vacancy Paradox: How Rent Control and Weak Contract Enforcement Produce Unoccupied Units and a Housing Shortage at the Same Time." Centre for Social and Economic Progress.

Gardner, Max. 2022. "The Effect of Rent Control Status on Eviction Filing Rates: Causal Evidence from San Francisco." *Housing Policy Debate*, 1–24.

Geddes, Eilidh, and Nicole Holz. 2022. "Rational Eviction: How Landlords Use Evictions in Response to Rent Control."

Gelting, Jorgen H. 1967. "On the Economic Effects of Rent Control in Denmark." In *The Economic Problems of Housing*, 85–91. Springer.

Gibb, Kenneth. 1994. "Before and After Deregulation: Market Renting in Glasgow and Edinburgh." *Urban Studies* 31 (9): 1481–95. <https://doi.org/10.1080/00420989420081381>.

Gibb, Kenneth, Adriana Mihaela Soaita, and Alex Marsh. 2022. "Rent Control: A Review of the Evidence Base." UK Collaborative Centre for Housing Evidence: Glasgow.

Gilderbloom, John Ingram 1986. "The Impact of Rent Control on Rent in New Jersey Communities." *Sociology and Social Research* 71 (1): 11–12.

Gilderbloom, John Ingram, and John P. Markham. 1996. "Moderate Rent Control: Sixty Cities over 20 Years." *Journal of Urban Affairs* 18 (4): 409–30. <https://doi.org/10.1111/j.1467-9906.1996.tb00388.x>.

Gilderbloom, John Ingram, and Richard P. Appelbaum. 1988. *Rethinking Rental Housing*. Philadelphia: Temple University Press.

Gilderbloom, John Ingram, and Lin Ye. 2007. "Thirty Years of Rent Control: A Survey of New Jersey Cities." *Journal of Urban Affairs* 29 (2): 207–20.

Gissy, William G. 1997. "Rent Controls and Homeless Rates." *International Advances in Economic Research* 3 (1): 113–21.

Glaeser, Edward L. 2003. "Does Rent Control Reduce Segregation?" *Swedish Economic Policy Review* 10: 179–202.

Glaeser, Edward L., and Erzo F. P. Luttmer. 2003. "The Misallocation of Housing Under Rent Control." *The American Economic Review* 93 (4): 1027–46.

Goetz, Edward G. 1995. "A Little Pregnant: The Impact of Rent Control in San Francisco." *Urban Affairs Quarterly* 30 (4): 604–12.

Grimes, Paul W., and George A. Chressanthis. 1997. "Assessing the Effect of Rent Control on Homelessness." *Journal of Urban Economics* 41 (1): 23–37.

Gross, Matthew. 2021. "The Long-Term Effects of Housing and Criminal Justice Policy: Evidence and Methods." PhD thesis, University of Michigan.

Gyourko, Joseph, and Peter Linneman. 1989. "Equity and Efficiency Aspects of Rent Control: An Empirical Study of New York City." *Journal of Urban Economics* 26 (1): 54–74.

Gyourko, Joseph, and Peter Linneman. 1990. "Rent Controls and Rental Housing Quality: A Note on the Effects of New York City's Old Controls." *Journal of Urban Economics* 27 (3): 398–409. [https://doi.org/https://doi.org/10.1016/0094-1190\(90\)90009-C](https://doi.org/https://doi.org/10.1016/0094-1190(90)90009-C).

Hahn, Anja M., Konstantin A. Kholodilin, Sofie R. Walzl, and Marco Fongoni. 2022. "Forward to the Past: Short-Term Effects of the Rent Freeze in Berlin." DIW Berlin Discussion Paper 1999.

Heffley, Dennis, and Rex Santerre. 1985. "Rent Control as an Expenditure Constraint: Some Empirical Results." In *Paper Presented at Annual Meetings of Eastern Economic Association, Pittsburgh, Pa.* Vol. 23.

Heskin, Allan D., Ned Levine, and Mark Garrett. 2000. "The Effects of Vacancy Control: A Spatial Analysis of Four California Cities." *Journal of the American Planning Association* 66 (2): 162–76.

Hirsch, Werner Z. 1988. "Rent Control and the Value of Rental Income Property." UCLA Department of Economics Working Paper No. 475.

Hlavac, Marek. 2016. "ExtremeBounds: Extreme bounds analysis in R." *Journal of Statistical Software* 72 (9): 1–22.

Jackson, Raymond. 1993. "Rent Control and the Supply of Housing Services: The Brookline Massachusetts Experience." *American Journal of Economics and Sociology* 52 (4): 467–75.

Jacobo Ostapchuk, Alejandro, and Konstantin A. Kholodilin. 2022. "One Hundred Years of Rent Control in Argentina: Much Ado about Nothing." *Journal of Housing and the Built Environment* 37: 1923–1970.

Jacobs, Marc L. 1994. "Income Redistribution Under Rent Control in New York City." PhD thesis, City University of New York.

Jarosiewicz, Ann M. 1984. "Rent Control in Cambridge: Who Really Benefits." Massachusetts Institute of Technology.

Jenkins, Blair. 2009. "Rent Control: Do Economists Agree?" *Economic Journal Watch* 6 (1): 73–112.

Jewkes, Melanie, and Lucy Delgadillo. 2010. "Weaknesses of Housing Affordability Indices Used by Practitioners." *Journal of Financial Counseling and Planning* 21 (1): 43–52.

Jiang, Hanchen, Luis Quintero, and Xi Yang. 2022. "Does Rent Regulation Affect Tenant Unemployment? Evidence from New York City." Johns Hopkins Carey Business School Research Paper 22-04.

Jofre Monseny, Jordi, Rodrigo Martínez Mazza, and Mariona Segú. 2022. "Effectiveness and Supply Effects of High-Coverage Rent Control Policies." *IEB Working Paper 2022/02*.

Karpestam, Peter. 2022. "Area Income, Construction Year and Mobility of Renters in Sweden: Two Hypotheses about the Impact of Rent Control." *International Journal of Housing Markets and Analysis*.

Kattenberg, Mark A. C., and Wolter H. J. Hassink. 2017. "Who Moves Out of Social Housing? The Effect of Rent Control on Housing Tenure Choice." *De Economist* 165 (1): 43–66.

Kettunen, Hanna, and Hannu Ruonavaara. 2021. "Rent Regulation in 21st Century Europe. Comparative Perspectives." *Housing Studies* 36 (9): 1446–68.

Kholodilin, Konstantin A. 2017. "Quantifying a Century of State Intervention in Rental Housing in Germany." *Urban Research and Practice* 10 (3): 267–328.

Kholodilin, Konstantin A. 2020. "Long-Term, Multicountry Perspective on Rental Market Regulations." *Housing Policy Debate* 30 (6): 994–1015. <https://www.tandfonline.com/doi/full/10.1080/10511482.2020.1789889>.

Kholodilin, Konstantin A., and Sebastian Kohl. 2021a. "Social Policy or Crowding-Out? Tenant Protection in Comparative Long-Run Perspective." *Housing Studies* *: 1–37. <https://www.tandfonline.com/doi/full/10.1080/02673037.2021.1900796>.

Kholodilin, Konstantin A., Sebastian Kohl, Artem Korzhenevych, and Linus Pfeiffer. 2021. "The Hidden Homeownership Welfare State: An International Long-Term Perspective on the Tax Treatment of Homeowners." DIW Berlin Discussion Paper 1972.

Kholodilin, Konstantin A., Fernando A. López, David Rey Blanco, and Pelayo González Arbués. 2022. "Lessons from an Aborted Second-Generation Rent Control in Catalonia." DIW Berlin Discussion Paper No. 2008.

Kholodilin, Konstantin A., and Sebastian Kohl. 2020. "Does Social Policy Through Rent Controls Inhibit New Construction? Some Answers from Long-Run Historical Evidence." Discussion Papers of DIW Berlin 1839. <https://ideas.repec.org/p/diw/diwwpp/dp1839.html>.

Kholodilin, Konstantin A., and Sebastian Kohl. 2021b. "Rent Price Control — yet Another Great Equalizer of Economic Inequalities? Evidence from a Century of Historical Data." DIW Berlin Discussion Paper 1927.

Kholodilin, Konstantin A., Leonid E. Limonov, and Sofie R. Wabl. 2021. "Housing Rent Dynamics and Rent Regulation in St. Petersburg (1880–1917)." *Explorations in Economic History* 81: 101398.

Krol, Robert, and Shirley Svorny. 2005. "The Effect of Rent Control on Commute Times." *Journal of Urban Economics* 58 (3): 421–36.

Lambie-Hanson, Lauren. 2008. "Effects of Vacancy Decontrol on Berkeley Rental Housing." *Berkeley Planning Journal* 21 (1): 79–103.

Lauridsen, Jørgen, Niels Nannerup, and Morten Skak. 2009. "Geographic and Dynamic Heterogeneity of Home Ownership." *Journal of Housing and the Built Environment* 24 (1): 1–17.

Lazzarin, Celia C. 1990. "Rent Control and Rent Decontrol in British Columbia: A Case Study of the Vancouver Rental Market, 1974 to 1989." University of British Columbia.

Leamer, Edward E. 1985. "Sensitivity Analyses Would Help." *American Economic Review* 75 (3): 308–13.

Levine, Ned, J. Eugene Grigsby III, and Allan Heskin. 1990. "Who Benefits from Rent Control? Effects on Tenants in Santa Monica, California." *Journal of the American Planning Association* 56 (2): 140–52.

Lind, Hans. 2003. "Rent Regulation and New Construction: With a Focus on Sweden 1995–2001." *Swedish Economic Policy Review* 10: 135–67.

Lind, Hans. 2015. "The Effect of Rent Regulations and Contract Structure on Renovation: A Theoretical Analysis of the Swedish System." *Housing, Theory and Society* 32 (4): 389–406.

Lind, Hans, and Anders Hellström. 2006. "Market Rents and Economic Segregation: Evidence from a Natural Experiment." *European Journal of Housing Policy* 6 (2): 167–89.

Linneman, Peter. 1987. "The Effect of Rent Control on the Distribution of Income Among New York City Renters." *Journal of Urban Economics* 22 (1): 14–34.

Lyytikäinen, Teemu. 2008. "Studies on the Effects of Property Taxation, Rent Control and Housing Allowances." PhD thesis, University of Helsinki, Valtion taloudellinen tutkimuskeskus (Government Institute for Economic Research) Helsinki.

MacLennan, Duncan. 1978. "The 1974 Rent Act — Some Short Run Supply Effects." *The Economic Journal* 88 (350): 331–40.

Malard, Louis, and Mathilde Poulhes. 2020. "Encadrement Des Loyers à Paris: Les Logements à Petites Pièces Plus Contraints Que Les Autres." *Economie Prevision* 217 (1): 1–41.

Malpezzi, Stephen. 1998. "Welfare Analysis of Rent Control with Side Payments: A Natural Experiment in Cairo, Egypt." *Regional Science and Urban Economics* 28 (6): 773–95.

Mark, Maya. 2013. "Just Ring Twice: Law and Society Under the Rent Control Regime in Israel, 1948–1954." *Journal of Israeli History* 32 (1): 29–50.

Marks, Denton. 1984. "The Effect of Rent Control on the Price of Rental Housing: An Hedonic Approach." *Land Economics* 60 (1): 81–94.

McClure, Kirk. 1978. "An Evaluation of the Rent Control Policy of Cambridge, Massachusetts." Master's thesis, Massachusetts Institute of Technology.

Mengle, David L. 1985. "Logit analysis of the effect of rent control on housing quality." Working Paper 85-06. Federal Reserve Bank of Richmond.

Mense, Andreas, Claus Michelsen, and Konstantin A. Kholodilin. 2018. "Empirics on the Causal Effects of Rent Control in Germany." VfS Annual Conference 2018 (Freiburg, Breisgau): Digital Economy. Verein für Socialpolitik / German Economic Association.

Mildner, Gerard C. S. 1991. "An Economic Analysis of Rent Regulation in New York City: A Sample Selection Approach." PhD thesis, New York University.

Monràs, Joan, and José Garcia Montalvo. 2022. "The Effect of Second Generation Rent Controls: New Evidence from Catalonia." Universitat Pompeu Fabra Economics Working Papers 1836.

Moon, Choon-Geol, and Janet G. Stotsky. 1993. "The Effect of Rent Control on Housing Quality Change: A Longitudinal Analysis." *Journal of Political Economy* 101 (6): 1114–48.

Moorhouse, John Charles. 1972. "Optimal Housing Maintenance Under Rent Control." *Southern Economic Journal* 39 (1): 93–106.

Moorhouse, John Charles. 1969. "Optimal Housing Maintenance Under Rent Control." PhD thesis, Northwestern University.

Munch, Jakob Roland, and Michael Svarer. 2002. "Rent Control and Tenancy Duration." *Journal of Urban Economics* 52 (3): 542–60.

Murray, Michael P., C. Peter Rydell, C. Lance Barnett, Carol E Hillestad, and Kevin Neels. 1991. "Analyzing Rent Control: The Case of Los Angeles." *Economic Inquiry* 29 (4): 601–25.

Nagy, John. 1995. "Increased Duration and Sample Attrition in New York City's Rent Controlled Sector." *Journal of Urban Economics* 38 (2): 127–37.

Nagy, John. 1997. "Do Vacancy Decontrol Provisions Undo Rent Control?" *Journal of Urban Economics* 42 (1): 64–78.

O'Toole, Conor, Maria Martinez-Cillero, and Achim Ahrens. 2021. "Price Regulation, Inflation, and Nominal Rigidity in Housing Rents." *Journal of Housing Economics* 52: 101769.

Olsen, Edgar O. 1972. "An Econometric Analysis of Rent Control." *Journal of Political Economy* 80 (6): 1081–1100.

Oni, Ayotunde Olawande. 2008. "An Empirical Study of the Lagos State Rent Edict of 1997." *Journal of the Nigerian Institution of Estate Surveyors and Valuers* 31 (1): 20–32.

Oust, Are. 2018a. "The End of Oslo's Rent Control: Impact on Rent Level." *Economics Bulletin* 38 (1): 443–58.

Oust, Are. 2018b. "The Removal of Rent Control and Its Impact on Search and Mismatching Costs: Evidence from Oslo." *International Journal of Housing Policy* 18 (3): 433–53.

Öst, Cecilia Enström, Bo Söderberg, and Mats Wilhelmsson. 2014. "Household Allocation and Spatial Distribution in a Market Under ("Soft") Rent Control." *Journal of Policy Modeling* 36 (2): 353–72.

Pastor, Manuel, Vanessa Carter, and Maya Abood. 2018. "Rent Matters: What Are the Impacts of Rent Stabilization Measures?" Los Angeles: USC Dornsife Program for Environmental and Regional Equity.

Peña, Daniel, and Javier Ruiz-Castillo. 1984. "Distributional Aspects of Public Rental Housing and Rent Control Policies in Spain." *Journal of Urban Economics* 15 (3): 350–70.

Pollakowski, Henry O. 2003. "Rent Control and Housing Investment: Evidence from Deregulation in Cambridge, Massachusetts." Manhattan Institute for Policy Research. Center for Civic Innovation.

Quigley, John M. 1990. "Does Rent Control Cause Homelessness? Taking the Claim Seriously." *Journal of Policy Analysis and Management* 9 (1): 89–93.

Rapaport, Carol. 1992. "Rent Regulation and Housing-Market Dynamics." *The American Economic Review* 82 (2): 446–51.

Rydell, C. Peter, and Kevin Neels. 1985. "Direct Effects of Undermaintenance and Deterioration." In *The Rent Control Debate*, edited by Paul L Niebanck. University of North Carolina Press.

Sagner, Pekka, and Michael Voigtländer. 2022. "Supply Side Effects of the Berlin Rent Freeze." *International Journal of Housing Policy*, 1–20.

Sala-i-Martin, Xavier. 1997. "I Just Ran Four Million Regressions." *American Economic Review* 87 (2): 178–83.

Sánchez, Aida Caldera, and Dan Andrews. 2011. "Residential Mobility and Public Policy in OECD Countries." *OECD Journal: Economic Studies* 2011 (1): 1–22.

Shulman, David. 1981. "Real Estate Valuation Under Rent Control: The Case of Santa Monica." *Journal of American Real Estate and Urban Economics Association* 9: 38–39.

Silveira, Ricardo, and Stephen Malpezzi. 1991. "Welfare Analysis of Rent Control in Brazil the Case of Rio de Janeiro." World Bank Report INU 83.

Sims, David P. 2007. "Out of Control: What Can We Learn from the End of Massachusetts Rent Control?" *Journal of Urban Economics* 61 (1): 129–51.

Sims, David P. 2011. "Rent Control Rationing and Community Composition: Evidence from Massachusetts." *The BE Journal of Economic Analysis & Policy* 11 (1).

- Skak, Morten, and Gintautas Bloze. 2013. "Rent Control and Misallocation." *Urban Studies* 50 (10): 1988–2005.
- Smith, Lawrence B. 1988. "An Economic Assessment of Rent Controls: The Ontario Experience." *The Journal of Real Estate Finance and Economics* 1 (3): 217–31.
- Smith, Lawrence B., and Peter Tomlinson. 1981. "Rent Controls in Ontario: Roofs or Ceilings?" *Real Estate Economics* 9 (2): 93–114.
- St. John, Michael. 1990. "The Impact of Rent Controls on Property Value." UC Berkeley Fisher Center Working Papers.
- Stanley, Tom D., and Stephen B. Jarrell. 2005. "Meta-Regression Analysis: A Quantitative Method of Literature Surveys." *Journal of Economic Surveys* 19 (3): 299–308.
- Sternlieb, George, and James W. Hughes. 1980. "Rent Control's Impact on the Community Tax Base." *Journal of Property Management* 45 (1): 41–48.
- Struyk, Raymond J. 1988. "The Distribution of Tenant Benefits from Rent Control in Urban Jordan." *Land Economics* 64 (2): 125–34.
- Svarer, Michael, Michael Rosholm, and Jakob Roland Munch. 2005. "Rent Control and Unemployment Duration." *Journal of Public Economics* 89 (11-12): 2165–81.
- Tan, Ruoyun. 2021. "Effects of Rent Regulation on Housing Quality: Evidence from Manhattan." University of Chicago Master of Arts Thesis.
- Teitz, Michael B. 1994. "Strict Rent Control in Small California Cities: An Analysis of 1990 Census Data." UC Berkeley Fisher Center Working Papers.
- Thomschke, Lorenz. 2019. "Regional Impact of the German Rent Brake." *German Economic Review* 20 (4): e892–912.
- Thornberg, Christopher, Jordan Levine, Dustin Schrader, and Eric Meux. 2016. "An Analysis of Rent Control Ordinances in California." Beacon Economics.
- Tucker, William 1991. "Scapegoating Rent Control a Reply." *Journal of the American Planning Association* 57 (4): 485–89.
- Turner, Bengt, and Stephen Malpezzi. 2003. "A Review of Empirical Evidence on the Costs and Benefits of Rent Control." *Swedish Economic Policy Review* 10: 11–56.
- Turner, Margery Austin. 1990. *Housing Market Impacts of Rent Control: The Washington, DC Experience. The Urban Institute Report 90-1.*
- Vandrei, Lars. 2018. "Does Regulation Discourage Investors? Sales Price Effects of Rent Controls in Germany." Ifo Working Paper No. 262.
- Vitaliano, Donald F. 1985. "The Short-Run Supply of Housing Services Under Rent Control." *Urban Studies* 22 (6): 535–42.

Weber, Jan Philip, and Gabriel Lee. 2020. "A New Measure of Private Rental Market Regulation Index and Its Effects on Housing Rents." *International Journal of Housing Markets and Analysis* 13 (4): 635–59.

Werczberger, Elia. 1988. "The Experience with Rent Control in Israel: From Rental Housing to Condominiums." *The Journal of Real Estate Finance and Economics* 1 (3): 277–93.

Werczberger, Elia. 1997. "Home Ownership and Rent Control in Switzerland." *Housing Studies* 12 (3): 337–53.

Wilhelmsson, Mats, Roland Andersson, and Kerstin Klingborg. 2011. "Rent Control and Vacancies in Sweden." *International Journal of Housing Markets and Analysis* 4 (2): 105–29.

Willis, Kenneth G., Stephen Malpezzi, and A. Graham Tipple. 1990. "An Econometric and Cultural Analysis of Rent Control in Kumasi, Ghana." *Urban Studies* 27 (2): 241–57.

Ye, Lin. 2008. "Pros and Cons of Rent Control." In *Invisible City: Poverty, Housing, and New Urbanism*, edited by John Ingram Gilderbloom. Austin: University of Texas Press.

Appendix

Table 6: Articles on rent control effects in referred journals

Study	ISO alpha 3 country code	Place and period	Type of data	Method	Rent control generation
Ahern and Giacoletti (2022)	USA	St. Paul (Minnesota) and 5 surrounding counties, 2018–2022	micro: 150,000 real estate transactions	difference-in-differences regression	2
Ahrens, Martinez-Cillero, and O’Toole (2019)	IRL	Ireland, 2008–2018	macro: rent index at the level of Local Electoral Areas	difference-in-differences regression	2
Albon (1978)	AUS	Canberra and Queanbeyan, 1973–1976	macro: Rent Control Office; 1971 Census data	descriptive; simulation method	1
Ambrosius et al. (2015)	USA	161 New Jersey communities, 2003	micro: Rent Control Survey of the New Jersey Tenants Organization and 2010 Census	linear regression	2
Appelbaum et al. (1991)	USA	56 US cities, 1984	macro: HUD survey of homelessness in 60 metropolitan areas	linear regression	2
Asquith (2019)	USA	San Francisco, 2003–2013	micro: building parcel by month dataset of evictions of San Francisco’s Planning Department	instrumental variable linear probability model	2
Assaad, Krafft, and Rolando (2021)	EGY	Egypt, 2006 and 2012	micro: 2006 and 2012 waves of the Egypt Labor Market Panel Survey	difference-in-differences regression	1
Attia (2016)	EGY	Egypt, 2010–2011	micro: data on households from Household Income, Expenditure and Consumption Survey	hedonic regression	1
Ault and Saba (1990)	USA	New York City, 1965 and 1968	micro: New York City Housing and Vacancy Surveys	hedonic regression; simulation model	1
Ault, Jackson, and Saba (1994)	USA	New York City, 1968	micro: New York City Housing Vacancy Survey	cross-sectional regression	1
Autor, Palmer, and Pathak (2014)	USA	Cambridge (Massachusetts), 1995	micro: parcels of land	cross-sectional regression	1
Autor, Palmer, and Pathak (2019)	USA	Cambridge (Massachusetts), 1992–2005	macro: block-level crime statistics (crime counts per 1,000 square meters) of Cambridge Police Department	panel-data model	1
Bailey (1999)	GBR	Aberdeen, Dundee, Edinburgh and Glasgow, 1987–1996	micro: advertisements for private rented accommodation appearing in newspapers and property guides	descriptive analysis	unknown
Ballesteros (2001)	PHL	Metro Manila, 1998	micro: Annual Poverty Incidence Survey	linear regression	1
Ballesteros, Ramos, and Magtibay (2016)	PHL	Metro Manila, 2014	micro: data of families from the Family Income and Expenditure Survey (FIES) and the Annual Poverty Indicators Survey (APIS)	hedonic regression	2
Barton (2020)	USA	City of Berkeley, 1978–1995	micro: US Census data	descriptive analysis	2
Baye and Dinger (2021)	DEU	Germany, 2008–2018	micro: RWI-GEO-RED data based on residential real estate advertisements from ImmobilienScout24	multi-period difference-in-differences regression	2

Study	ISO alpha 3 country code	Place and period	Type of data	Method	Rent control generation
Baye and Dinger (2022)	DEU	Germany, 2008–2018	micro: RWI-GEO-RED data based on residential real estate advertisements from ImmobilienScout24	multi-period difference-in-differences regression	2
Bettendorf and Buyst (1997)	BEL	Belgium, 1920–1939	macro: per capita expenditure data	Rotterdam demand model	1
Block (1989)	CAN	Toronto and Vancouver, 1972–1988	macro: semiannual vacancy rates	descriptive analysis	unknown
Bonneval, Goffette-Nagot, and Zhao (2021)	FRA	Lyon, 1890–1968	micro: real estate property manager's accounting books	difference-in-differences regression for panel data	1
Borck and Gohl (2021)	DEU	Berlin, 2013–2019	macro: GfK data at ZIP code level; Open Street Map; Mietspiegel data	simulation model (spatial equilibrium model)	1
Bourassa and Hoesli (2010)	CHE	Switzerland, 1998	micro: Enquête sur les revenus et la consommation	logit regression	2
Breidenbach, Eilers, and Fries (2022)	DEU	Germany, 2013–2017	micro: object level rental price data from the RWI-GEO-RED	event study	2
Chapelle, Wasmer, and Bono (2021)	FRA	Paris, not indicated	micro: Base d'Informations Economiques Notariales for real estate prices; online ads for new leases; the Répertoire du parc locatif social for the social housing sector; and Census for the share of social housing	hedonic regression; simulation model	2
Chen, Jiang, and Quintero (2022)	USA	New York City, 2002–2017	micro: NYCHVS data on housing units and households	hedonic regression	2
Clark and Heskin (1982)	USA	Los Angeles, 1978–1980	micro: a sample of 4,094 tenants selected using random digit-dialing techniques	contingency analysis	1
Coffey et al. (2022)	IRL	Ireland, 2014–2020	macro: rent index at the level of Local Electoral Areas	event study analysis; difference-in-differences regression	2
Diamond, McQuade, and Qian (2019)	USA	San Francisco, 1990–2016	micro: entire address history of individuals from Infutor	dynamic neighborhood choice model	2
Dutta, Gandhi, and Green (2022)	IND	4 states of India (Gujarat, Karnataka, Maharashtra, and West Bengal), 2001–2011	macro: aggregate district-level data from the Census of India and National Sample Survey Organization household-level consumption and employment surveys	panel-data model	1
Early (2000)	USA	New York City, 1996	micro: New York City Housing and Vacancy Survey	linear regression	unknown
Early and Olsen (1998)	USA	44 US metropolitan areas, 1985–1988	macro: housing survey + micro: homelessness survey	TSLs; logit	unknown
Early and Phelps (1999)	USA	49 US metropolitan areas, 1984–1996	micro: American Housing Survey	hedonic regression	unknown
Eckert (1977)	USA	Brookline (Massachusetts), 1968–1976	micro: data on rents, property assessments, and physical characteristics for over 1000 buildings with nearly 12,000 rental units under rent control; data on property assessments, physical characteristics, and sales price for all single-family, two-family, three-family, industrial-	linear regression	1

Study	ISO alpha 3 country code	Place and period	Type of data	Method	Rent control generation
Ejarque and Kristensen (2015)	DNK	Denmark, 2010	commercial properties and condominiums sold micro: administrative register data are collected by Statistics Denmark providing information on all housing units and its occupants in Denmark on a yearly basis	OLS; TSLS	2
Engerstam (2017)	FIN, SWE	3 major urban areas in Sweden and 6 major urban areas in Finland, 2000–2015	macro: macroeconomic and demographic statistics; regulation indices	linear regression	2
Fallis and Smith (1985a)	CAN	Toronto CMA, 1982	micro: random sample of 175 private buildings containing 6 or more units subject to rent control, and 140 private buildings containing 6 or more units not subject to rent control	hedonic regression	1
Fallis and Smith (1985b)	CAN	Toronto, 1982	micro: survey of dwellings and households	descriptive analysis	1
Fetter (2016)	USA	51 US cities, 1940–1946	macro: monthly rent index of National Industrial Conference Board and the data on rents from intercensal housing surveys carried out by the Census Bureau and the Bureau of Labor Statistics	linear regression	1
Field et al. (2008)	IND	Ahmedabad, 2002	macro: riots, incidents of violence; 2,440 parts that fall within the 11 electoral jurisdictions that contain at least one mill	linear regression	1
Fitzenberger and Fuchs (2017)	DEU	West Germany, 1984–2011	micro: SOEP households	linear regression; quantile regression	2
Gaffney (2021)	USA	East Palo Alto, 2000, 2006, 2010–2019	micro: American Community Survey (ACS) using census data for the years 2000 and 2010 and ACS Data Profiles - Housing Characteristics data for 2006 and 2011-2019	difference-in-differences regression	2
Gandhi, Green, and Patranabis (2021)	IND	4 states of India (Gujarat, Karnataka, Maharashtra, and West Bengal), 2001–2011	macro: aggregate district-level data from the Census of India and National Sample Survey Organization household-level consumption and employment surveys	panel-data model	1
Gardner (2022)	USA	San Francisco, 2007–2016	micro: database of eviction notices filed with the San Francisco Rent Board	regression discontinuity design	2
Geddes and Holz (2022)	USA	San Francisco, 1990–2000	macro: data on each unit's address, the number of units in the building, and the year the building was built for all residential units in the San Francisco Assessor's Secure Housing Roll; zip code level number of eviction notices and wrongful eviction claims from the San Francisco Rent Board.	continuous treatment difference-in-differences design	2
Gelting (1967)	DNK	Denmark, 1940 and 1960	macro: construction statistics	descriptive analysis	1
Gibb (1994)	GBR	Edinburgh and Glasgow, 1988 and 1992	micro: newspaper advertisements from Glasgow Herald and the Scotsman	mean-comparison; linear regression	0
Gilderbloom (1986)	USA	63 New Jersey cities, 1970 and 1980	macro: Census data	linear regression	2

Study	ISO alpha 3 country code	Place and period	Type of data	Method	Rent control generation
Gilderbloom and Markham (1996)	USA	125 New Jersey cities, 1970–1990	macro: Census data	linear regression	2
Gilderbloom and Ye (2007)	USA	76 New Jersey cities, 2003	micro: Rent Control Survey of the New Jersey Tenants Organization	linear regression	2
Gissy (1997)	USA	50 US cities	macro: 1984 Housing and Urban Development survey	WLS	2
Glaeser (2003)	USA	8 cities in California and 7 cities in New Jersey, 1970 and 1990	micro: New York City Housing and Vacancy Survey; macro: US Census and 1991 HUD Report to Congress on Rent Control	linear regression	2
Glaeser and Luttmer (2003)	USA	New York City, 1993	American Housing Survey 1993 and New York City Housing and Vacancy Survey 1993	cross-sectional regression	2
Goetz (1995)	USA	San Francisco, 1960–1991	macro: annual data on the number of multifamily-housing units constructed	time series analysis	2
Grimes and Chressanthis (1997)	USA	200 US cities, 1990	macro: census data	TSLs	unknown
Gross (2021)	unknown	cities in California, Massachusetts, and New Jersey, 1970–2000	macro: census tract data	nearest neighbor matching	2
Gyourko and Linneman (1989)	USA	New York City, 1968	micro: New York City Housing and Vacancy Survey	cross-sectional regression, logit regression	1
Gyourko and Linneman (1990)	USA	New York City, 1968	micro: New York City Housing and Vacancy Survey	logit regression	1
Hahn et al. (2022)	DEU	Berlin, 2018–2021	micro: asking prices and rents from Value AG and Immobilienscout24	difference-in-differences regression	1
Heffley and Santerre (1985)	USA	101 New Jersey cities	macro: city level	linear regression	unknown
Heskin, Levine, and Garrett (2000)	USA	4 California cities (Berkeley, East Palo Alto, Santa Monica and West Hollywood), 1980 and 1990	macro: census blocks	spatial lag regression	2
Hirsch (1988)	USA	9 cities in Los Angeles county (California), 1976–1981	micro: pairs of sale and resale data of identical properties from the roll of the Assessor of Los Angeles County	linear regression	1
Jackson (1993)	USA	Brookline (Massachusetts), 1980–1988	macro: data on health code violations and building permits	descriptive analysis	1
Jacobs (1994)	USA	New York City, 1987	micro: New York City Housing and Vacancy Survey	hedonic regression	1
Jarosiewicz (1984)	USA	Cambridge (Massachusetts), 1983	micro: random sample of the entire list of rent controlled units; Cambridge Street List Book	descriptive analysis	1
Jiang, Quintero, and Yang (2022)	USA	New York City, 2002–2017	micro: NYCHVS data on housing units and households	instrumental variable model	2
Karpestam (2022)	SWE	Sweden, 2016–2017	micro: Longitudinal integration database for health insurance and labour market studies	logit regression	2
Kattenberg and Hassink (2017)	NLD	Netherlands, 2006–2008	micro: database recording all employees (SSB Banen), self-employed (SSB Zelfstandigen) and households on	linear probability regression	1

Study	ISO alpha 3 country code	Place and period	Type of data	Method	Rent control generation
Kholodilin, Limonov, and Waltl (2021)	RUS	St. Petersburg, 1880–1917	rent support (Raamwerk huurtoeslag of the Ministry of Internal Affairs); the WRG woonruimteregeister verrijkt micro: newspaper advertisements	time series analysis	1
Jacobo Ostapchuk and Kholodilin (2022)	ARG	Argentina, 1927–2017	macro: data on rents	OLS; MARS	1
Kholodilin et al. (2022)	ESP	Catalonia, 2017–2022	micro: sale and rent announcements from idealista	difference-in-differences regression	2
Kholodilin and Kohl (2020)	AUS, BEL, CAN, CHE, DEU, DNK, ESP, FIN, FRA, GBR, ITA, JPN, NLD, NOR, PRT, SWE, USA	16 developed countries 1910–2017 and 44 developing countries 1980–2017	macro: macroeconomic and demographic statistics; regulation indices	panel-data model	unknown
Kholodilin and Kohl (2021a)	AUS, BEL, CAN, CHE, DEU, DNK, ESP, FIN, FRA, GBR, ITA, JPN, NLD, NOR, PRT, SWE, USA	15 countries, 1910–2016	macro: macroeconomic and demographic statistics; regulation indices	panel-data model	unknown
Kholodilin and Kohl (2021b)	AUS, BEL, CAN, CHE, DEU, DNK, ESP, FIN, FRA, GBR, ITA, JPN, NLD, NOR, PRT, SWE, USA	16 countries, 1900–2016	macro: macroeconomic and demographic statistics; regulation indices	panel-data model	unknown
Krol and Svorny (2005)	USA	New Jersey, 1980, 1990, and 2000	macro: census tract data	cross-sectional regression	1
Lambie-Hanson (2008)	USA	Berkeley, Albany, Oakland, and Alameda County (California), 1980, 1990, 2000, 2006	micro: Census data from the 1980, 1990, and 2000 decennial reports; 2006 American Community Survey	descriptive analysis	2
Lauridsen, Nannerup, and Skak (2009)	DNK	Denmark, 1999–2004	macro: municipalities	pooled SUR model with time-specific coefficients	unknown
Lazzarin (1990)	CAN	Vancouver, 1974–1989	macro: time series	descriptive analysis	1
Levine, Grigsby, and Heskin (1990)	USA	Santa Monica (California), 1987	micro: Survey of Rent-Controlled Households	descriptive analysis	1
Lind (2003)	SWE	Sweden, 1995–2001	macro: completed housing units	descriptive before-and-after comparison	1
Lind and Hellström (2006)	SWE	Malmö and Stockholm, 1992–2000	macro: Area Profiles of the Statistics Sweden; data of one of the major municipal housing companies (Svenska Bostäder)	Bayesian analysis	1

Study	ISO alpha 3 country code	Place and period	Type of data	Method	Rent control generation
Linneman (1987)	USA	New York City, 1981	micro: 3379-observation sample of renters from the New York City Housing and Vacancy Survey	hedonic regression	1
Lyytikäinen (2008)	FIN	Finland, 1990, 1995, 1998, and 2001	micro: data on households from Household Expenditure Survey by Statistics Finland	hedonic regression; simulation model	1
MacLennan (1978)	GBR	Glasgow, 1968–1975	micro: week-by-week pattern of newspaper advertisements for furnished lets; survey of rental sector tenants in the city of Glasgow; University of Glasgow Lodgings Register	time series linear regression	1
Malard and Poulhes (2020)	FRA	Paris, 2015–2017	micro: survey of Olap including information on rents and its determinants	logit regression; hedonic linear regression	2
Malpezzi (1998)	EGY	Cairo, 1981	micro: survey of 500 households in Cairo	hedonic linear regression; dynamic equations	1
Marks (1984)	CAN	Vancouver, 1978	micro: 3885 apartments in the City of Vancouver	hedonic regression	2
McClure (1978)	USA	Cambridge (Massachusetts), 1975	micro: partial Census covering 4% of population; Rent Control Board Master File that contains data on the location of all controlled apartments and the rents allowed for those apartments	regression analysis	1
Mengle (1985)	USA	8 SMSAs (Boston, Detroit, Minneapolis-St. Paul, Newark, Paterson-Clifton-Passaic, Philadelphia, Pittsburgh, and Washington), 1974 and 1978	micro: data on 8281 dwellings from Annual Housing Survey	logit regression	2
Mense, Michelsen, and Kholodilin (2018)	DEU	German municipalities, 2011–2016; Bavarian municipalities in the years 2010–2016; German municipalities, 2008–2016	micro: Internet advertisements; macro: sales of developed vacant plots of land, Demolition and Conversion Statistics	difference-in-differences	2
Mildner (1991)	USA	New York, 1987	micro: Housing and Vacancy Survey	two-stage probit	1
Monràs and Montalvo (2022)	ESP	Catalonia, 2016–2021	micro: 400,000+ dwellings in Catalonia (INCASOL and AHC)	hedonic regression; panel data model	2
Jofre Monseny, Martínez Mazza, and Segú (2022)	ESP	Catalonia, 2016–2021	macro: average rental prices and the number of agreements signed for 230 municipalities	difference-in-differences regression; event-study design	2
Moon and Stotsky (1993)	USA	New York City, 1978–1987	micro: housing units	Tobit; panel data model	1
Moorhouse (1969)	USA	New York City, 1940–1966	micro: data on buildings	linear regression	1
Moorhouse (1972)	USA	New York City, 1940–1957	micro: data on 35 buildings, containing 1682 apartments	linear regression	1
Munch and Svarer (2002)	DNK	Denmark, 1992–1999	micro: 10% random sample of adult population	proportional hazard model	1

Study	ISO alpha 3 country code	Place and period	Type of data	Method	Rent control generation
Murray et al. (1991)	USA	Los Angeles, 1983–1990	macro: Housing Assistance Supply Experiment; Annual Housing Survey	simulation model	1
Nagy (1995)	USA	New York City, 1978–1987	micro: 1978, 1981, 1984, and 1987 New York Housing and Vacancy Surveys	hazard model	1
Nagy (1997)	USA	New York City, 1978–1987	micro: 1978, 1981, 1984, and 1987 New York Housing and Vacancy Surveys	hazard model; hedonic regression	1
Olsen (1972)	USA	New York, 1968	micro: 1968 New York City Housing and Vacancy Survey	cross-sectional regression	1
Oni (2008)	NGA	Lagos State, 1997–2007	micro: survey of Estate Surveyors; property pages of newspapers and magazines in Lagos metropolis	ANOVA	1
Öst, Söderberg, and Wilhelmsson (2014)	SWE	Sweden, 2008	micro: 400,000+ household data from GeoSweden database for 2008	linear regression	2
O’Toole, Martinez-Cillero, and Ahrens (2021)	IRL	Ireland, 2007–2018	micro: 614,004 RTB registered tenancy agreements from Q3 2007 until Q3 2018	difference-in-difference fixed effects model	2
Oust (2018b)	NOR	Norway, 1970–2008	micro: newspaper advertisements	panel regression	1
Oust (2018a)	NOR	Norway, 1970–2011	micro: newspaper advertisements	linear regression	1
Peña and Ruiz-Castillo (1984)	ESP	Madrid, 1974	micro: survey of 4067 housing units in the Madrid Metropolitan Area	hedonic regression; simulation model	1
Pollakowski (2003)	USA	Cambridge (Massachusetts), 1993–1998	micro: set of all building permits issued in Cambridge; record of rent-controlled buildings in the city; database of all properties within the city from the city’s Residential Property Assessor	linear regression	1
Quigley (1990)	USA	50 US cities, 1984	macro: HUD survey of homelessness in 60 metropolitan areas	linear regression	unknown
Rapaport (1992)	USA	New York City, 1981–1987	micro: 1981, 1984, and 1987 New York City Housing and Vacancy Surveys	OLS	2
Rydell and Neels (1985)	USA	Los Angeles, 1979–1990	macro: city level	simulation model	2
Sagner and Voigtländer (2022)	DEU	Berlin, 2016–2020	micro: rental and purchase asking price data on a dwelling level by Value AG	difference-in-differences regression	1
Sánchez and Andrews (2011)	AUS, AUT, BEL, CHE, CZE, DEU, DNK, ESP, EST, FIN, FRA, GBR, GRC, HUN, IRL, ISL, ITA, LUX, NLD, NOR, POL, PRT, SVN, SWE, USA	25 OECD countries, 2007	micro: household data from EU Statistics of Income and Living Conditions	probit model	unknown
Shulman (1981)	USA	Santa Monica (California), 1970–1978	macro: median prices	descriptive analysis	1
Silveira and Malpezzi (1991)	BRA	Metropolitan region of Rio de Janeiro, 1980	Household Survey Data	linear regression; simulation model	1

Study	ISO alpha 3 country code	Place and period	Type of data	Method	Rent control generation
Sims (2007)	USA	Boston, 1985–1998	micro: MSA data from the American Housing Survey	difference-in-differences regression	1
Sims (2011)	USA	Cambridge, 1985–1998	micro: demographic data from the 1990 and 2000 census records for all census tracts in Cambridge and the nearby Middlesex County communities; city administrative records; American Housing Survey's Boston metropolitan sample	first-difference regression	1
Skak and Bloze (2013)	DNK	Denmark, 2004	micro: 20% sample of the rental market	hedonic regression	1
Smith (1988)	CAN	Ontario, 1975–1986	macro: CMHC Toronto Office "Rental Apartment Vacancy Survey"	descriptive before-and-after comparison	2
Smith and Tomlinson (1981)	CAN	Ontario, 1975–1980	macro: Teela Reports Apartment Surveys; CMHC Toronto Office "Rental Apartment Vacancy Survey"	descriptive before-and-after comparison	2
Sternlieb and Hughes (1980)	USA	Fort Lee, 1970–1977	macro: valuations by land-use category from Fort Lee Assessors Office	descriptive analysis	2
St John (1990)	USA	Alameda county (California), 1970–1988	micro: apartment building sales	hedonic regression	2
Struyk (1988)	JOR	Jordan, 1986	micro: national housing survey (current housing unit, length of tenure, occupant, economic activity, household expenditure) with 2300 observations	linear regression	1
Svarer, Rosholm, and Munch (2005)	DNK	Denmark, 1997–2000	micro: 10% random sample of the Danish adult population (demographic, socioeconomic, and physical characteristics)	competing risks duration model	1
Tan (2021)	USA	Manhattan (New York City), 1989–2000	micro: complaints received by the Department of Housing Preservation and Development and the Department of Buildings and building information scraped from NYC public databases	regression discontinuity; difference-in-differences	2
Teitz (1994)	USA	7 Californian cities, 1970, 1980, and 1990	macro: US Census data at city level	descriptive analysis	1
Thomschke (2019)	DEU	Hamburg, Düsseldorf, Cologne, Munich, Berlin and Leipzig (Germany), 2012–2017	micro: advertisements of empirica-systeme	difference-in-differences	2
Thornberg et al. (2016)	USA	Californian cities, 2000–2013	macro: 2000 Census; the 2013 three-year estimates from the American Community Survey (ACS); metropolitan area income from the U.S. Bureau of Economic Analysis (BEA), population estimates from the California Department of Finance (DOF); median home prices from DataQuick	linear regression	2
Tucker (1991)	USA	56 US cities, 1984	macro: HUD survey of homelessness in 60 metropolitan areas	linear regression	1
Turner (1990)	USA	D.C., 1985–1987	micro: telephone interviews with renters; financial statements for controlled rental properties; questionnaires completed by owners and managers; inventory of all additions and losses from the D.C. rental stock; one year's history of housing code	regression analysis	2

Study	ISO alpha 3 country code	Place and period	Type of data	Method	Rent control generation
			enforcement activity for controlled rental properties, volume and case-by-case disposition of housing provider and tenant petitions; and application and participation data for the District's Tenant Assistant Program; data on households and housing conditions from the American Housing Survey		
Vandrei (2018)	DEU	Land Brandenburg, 2011–2017	micro: transaction sales prices from Superior Property Valuation Committee of Brandenburg	regression discontinuity design	2
Vitaliano (1985)	USA	5 counties of New York State, 1950	micro: 1950 Survey of Rents	log-linear regression	1
Weber and Lee (2020)	AUS, AUT, CAN, CHE, DEU, DNK, ESP, FIN, FRA, GBR, IRL, ITA, NLD, NOR, NZL, SWE, USA	18 states, 1973–2014	macro: macroeconomic and demographic statistics; regulation indices	panel-data model	2
Werczberger (1988)	ISR	Israel, 1957–1986	macro: various indicators from different sources	descriptive analysis	1
Werczberger (1997)	CHE	Switzerland, 1920–1990	macro: various indicators from different sources	informal descriptive analysis	1
Wilhelmsson, Andersson, and Klingborg (2011)	SWE	Sweden, 1994–2006	macro: observed vacancy rates of municipal housing companies in 274 municipalities	OLS; TSLS	1
Willis, Malpezzi, and Tipple (1990)	GHA	Kumasi, 1986	micro: a random sample of 1461 households covering 6330 people (1.3% of the total population of Kumasi) and 279 landlords in 1986	linear regression	1