

Chowdbury, Shyamal; Schildberg-Hörisch, Hannah; Schneider, Sebastian O.; Sutter, Matthias

Working Paper

Information provision over the phone saves lives: An RCT to contain COVID-19 in rural Bangladesh at the pandemic's onset

DICE Discussion Paper, No. 393

Provided in Cooperation with:

Düsseldorf Institute for Competition Economics (DICE), Heinrich Heine University Düsseldorf

Suggested Citation: Chowdbury, Shyamal; Schildberg-Hörisch, Hannah; Schneider, Sebastian O.; Sutter, Matthias (2022) : Information provision over the phone saves lives: An RCT to contain COVID-19 in rural Bangladesh at the pandemic's onset, DICE Discussion Paper, No. 393, ISBN 978-3-86304-392-6, Heinrich Heine University Düsseldorf, Düsseldorf Institute for Competition Economics (DICE), Düsseldorf

This Version is available at:

<https://hdl.handle.net/10419/266434>

Standard-Nutzungsbedingungen:

Die Dokumente auf EconStor dürfen zu eigenen wissenschaftlichen Zwecken und zum Privatgebrauch gespeichert und kopiert werden.

Sie dürfen die Dokumente nicht für öffentliche oder kommerzielle Zwecke vervielfältigen, öffentlich ausstellen, öffentlich zugänglich machen, vertreiben oder anderweitig nutzen.

Sofern die Verfasser die Dokumente unter Open-Content-Lizenzen (insbesondere CC-Lizenzen) zur Verfügung gestellt haben sollten, gelten abweichend von diesen Nutzungsbedingungen die in der dort genannten Lizenz gewährten Nutzungsrechte.

Terms of use:

Documents in EconStor may be saved and copied for your personal and scholarly purposes.

You are not to copy documents for public or commercial purposes, to exhibit the documents publicly, to make them publicly available on the internet, or to distribute or otherwise use the documents in public.

If the documents have been made available under an Open Content Licence (especially Creative Commons Licences), you may exercise further usage rights as specified in the indicated licence.

DISCUSSION PAPER

NO 393

Information Provision Over the Phone Saves Lives: An RCT to Contain COVID-19 in Rural Bangladesh at the Pandemic's Onset

Shyamal Chowdbury

Hannah Schildberg-Hörisch

Sebastian O. Schneider

Matthias Sutter

IMPRINT

DICE DISCUSSION PAPER

Published by:

Heinrich-Heine-University Düsseldorf,
Düsseldorf Institute for Competition Economics (DICE),
Universitätsstraße 1, 40225 Düsseldorf, Germany
www.dice.hhu.de

Editor:

Prof. Dr. Hans-Theo Normann
Düsseldorf Institute for Competition Economics (DICE)
Tel +49 (0) 211-81-15125, E-Mail normann@dice.hhu.de

All rights reserved. Düsseldorf, Germany 2022.

ISSN 2190-9938 (online) / ISBN 978-3-86304-392-6

The working papers published in the series constitute work in progress circulated to stimulate discussion and critical comments. Views expressed represent exclusively the authors' own opinions and do not necessarily reflect those of the editor.

Information Provision Over the Phone Saves Lives: An RCT to Contain COVID-19 in Rural Bangladesh at the Pandemic's Onset¹

**Shyamal Chowdhury^{a,b}, Hannah Schildberg-Hörisch^{b,c,d}, Sebastian O.
Schneider^d, and Matthias Sutter^{b,d,e}**

^a University of Sydney

^b IZA, Bonn

^c University of Düsseldorf

^d Max Planck Institute for Research on Collective Goods, Bonn

^e University of Cologne and University of Innsbruck

November 2022

Abstract

Lack of information about COVID-19 and its spread may have contributed to excess mortality at the pandemic's onset. In April and May 2020, we implemented a randomized controlled trial with more than 3,000 households in 150 Bangladeshi villages. Our one-to-one information campaign via phone stressed the importance of social distancing and hygiene measures, and illustrated the consequences of an exponential spread of COVID-19. We find that information provision improves knowledge about COVID-19 and induces significant behavioral changes. Information provision also yields considerably better health outcomes, most importantly by reducing the number of reported deaths by about 50% in treated villages.

JEL-codes: C93, D01, D91, I12

Keywords: Field experiment, COVID-19, Information intervention, Death rates

¹ We would like to thank Daniel Li Chen, Thiemo Fetzer, Uri Gneezy, Johannes Haushofer, Christopher Roth, Camille Terrier, Frank Schilbach, and seminar participants at UC San Diego, UC Santa Barbara, Kadir Has University, NBER Development Fall Meetings 2020, JHU-LSE Special Online Conference on Experimental Insights from Behavioral Economics on Covid-19, Conference on Globalization and Development in Göttingen, and CSAE Conference 2022 for helpful comments. We obtained IRB approval from the Ethics Council of the Max Planck Society (IRB Approval Number 2020_08) and registered our experiment on the AEA RCT Registry as trial no. 5728 (<https://doi.org/10.1257/rct.5728-1.0>) prior to the intervention. Financial support by the German Research Foundation (Deutsche Forschungsgemeinschaft, DFG) through grant SCHI-1377/1-1, project number 392529304, and through Germany's Excellence Strategy (EXC 2126/1-390838866) is gratefully acknowledged.

1. Introduction

At the beginning of a pandemic like COVID-19, death tolls are typically high because the pathways of a disease are still unfamiliar to most people, resulting in a failure to engage quickly in preventative health behaviors. Since pharmaceutical interventions like the development of vaccines take considerable time, in particular until they can be provided on a global scale, non-pharmaceutical interventions are crucial in containing a pandemic at its onset. This raises the question which non-pharmaceutical interventions are feasible and politically acceptable, and in particular which ones are effective in helping people protect themselves against the disease (Haushofer and Metcalf, 2020).

Here we present a randomized controlled trial with more than 3,000 households in 150 villages in rural Bangladesh in order to study the behavioral and health effects of an information campaign about COVID-19 at the pandemic's onset in April 2020. In general, information provision to the general public plays a key role in the non-pharmaceutical combat against a pandemic. In the COVID-19-crisis, large mass media campaigns (on TV, radio or social media platforms) have been launched worldwide with the intention to prevent the further spread of the disease (e.g., Bursztyn et al., 2020; Debnath and Bardhan, 2020). On an aggregate level, the effects of such mass media campaigns on the number of infections and deaths have been shown to depend critically on the level of trust in national governments (Fetzer et al., 2022) and on the actual content and reliability of the information (Bursztyn et al., 2020). Less is known, however, whom these mass media campaigns actually reach, and if they are equally successful in addressing the most vulnerable populations, including the poor and illiterate. Moreover, the channels through which information provision affects aggregate health conditions and death rates are unknown to date, because such mass media campaigns make it difficult to identify changes in knowledge and behavior on an individual or household level.

Of course, it is generally well understood that human behavior is strongly influenced by the information available to people (Haaland et al., 2021) and that, for instance, health-related behavior is often responsive to information, even if it takes time (such as when fighting HIV through mass media information campaigns; Dupas, 2011; Banerjee et al., 2019). Yet, in a pandemic the speed of reaction to new information matters to break mounting waves of new infections. Therefore, it is important to study whether and how information can induce quick behavioral changes to protect one's health. Recent work has shown that correcting misperceptions about exponential growth increased support for social distancing measures

(Lammers et al., 2020).² COVID-19-related text messages (with a link to a video about the disease) to 25 million Indians led to increased awareness, less travel, and more reporting of symptoms to local health workers within a span of 5 days after receiving the messages (Banerjee et al., 2020). Personal phone calls to households in rural areas of Bangladesh and India improved the willingness to comply with public health guidelines a month after the phone calls (with the caveat of lacking a proper control condition; Siddique et al., 2022). However, whether or not these self-reported changes in behavior actually improved health and prevented casualties remains unclear from these earlier studies.

In this paper, we examine how information provision about COVID-19 at the onset of the pandemic can have a significant effect on (i) individuals' knowledge and attitudes about the pandemic, (ii) individuals' behavior to contain its spread, and (iii) the health conditions and death rates of treated households and villages. While knowledge and health conditions are self-reported, we enrich self-reported information about behavior with what a household's neighbors report, exploiting our unique design introduced below. Moreover, we also have information on whether any household member deceased since the beginning of the pandemic.

Our information campaign was run over telephone and thus in a personal, one-to-one setting which makes it different from typical mass media communication. The campaign focused on prevention measures, symptoms of COVID-19, and in addition on the consequences of an exponential spread of the disease within a village, using easy language, concrete measures and concentrating on the most important information only. Humans fare, on average, relatively poorly in their understanding of exponential growth processes, such as compound interest (Stango and Zinman, 2009), for which reason we put emphasis on this important aspect of the pandemic.

Contrary to the papers on interventions during the pandemic cited above that measured the effects of an intervention only once, we measured potential effects twice, namely 14 days as well as about 2.5 months after our campaign and we are able to link our interventions to individual- and household-level health outcomes. This double measurement at the level of a household allows for a better understanding of the pathways from information provision to health outcomes via potential changes in knowledge and behavior. Moreover, having two points of measurement reveals whether an information campaign can yield quick behavioral responses – which is crucial in a pandemic – and at the same time sustain positive medium-

² It is also the case that social preferences are indicative of preventative measures like social distancing or wearing face masks (see, e.g., Campos-Mercade et al., 2021b) and that the pandemic has influenced social preferences themselves (see, e.g., Cappelen et al., 2021).

term effects such that potential information provision effects do not wear out quickly. While it has been acknowledged that nudges may not form new and persistent habits (Brandon et al., 2017), the achieved response, even if only observed in the short-run, may be enough to break a wave of new COVID-19 infections and thus change a pandemic's dynamic and therefore save lives.

We do not only study the effects of information provision on knowledge, behavior, and health outcomes, because one half of the treated households were additionally offered an unconditional cash transfer worth about 2-3 days of labor. This unconditional transfer was motivated as an at least partial compensation for possibly forgone earnings as a consequence of adhering to social distancing rules and stay-at-home policies. This treatment allows us to study whether offering monetary incentives may amplify the effects of information provision. This is by no means clear since monetary incentives can have unintended side effects on human behavior, for example by crowding out intrinsic motivation for specific behavior (Gneezy and Rustichini, 2000a, 2000b; Bénabou and Tirole, 2003; Gneezy et al., 2011). The same problem may occur when using unconditional cash transfers as an incentive to improve cooperative behavior to contain the pandemic, a policy that has been adopted in many countries around the world with governments supporting poor households or small enterprises with unconditional transfers.³

The rest of the paper is organized as follows. Section 2 presents the experimental design and the field setting. Section 3 introduces the implementation and the methods for estimating treatment effects. Section 4 shows the results, and section 5 concludes.

2. Experimental Design and Field Setup

Our study comprised 3,081 households from 150 villages in four rural districts of Bangladesh (Chandpur, Gopalganj, Netrokona, and Sunamganj). Each of these households was assigned to one of the following three conditions (see below for details on the assignment procedure): Households in the control condition did not receive any intervention (with respect to information or monetary incentives), but they were surveyed at the same points in time as the treated households. Of the latter, all were exposed to an information provision intervention, and half of them, in addition, received monetary incentives. We will refer to the latter conditions as INFO-ONLY and INFO+MONEY.

³ Early on, the International Monetary Fund has compiled a collection of policy responses around the world. See <https://www.imf.org/en/Topics/imf-and-covid19/Policy-Responses-to-COVID-19> (page last updated on 2 July 2021; accessed 22 November 2022).

The information campaign in both INFO-ONLY and INFO+MONEY was run over phone.⁴ The calls were conducted by a professional, local survey firm which has been working already previously with these households (in pre-COVID-19 times also in personal encounters). The campaign (see the appendix for details and scripts) stressed the importance of social distancing and hygiene measures and illustrated the consequences of an exponential spread of COVID-19 within a village. In an interactive dialogue, enumerators conveyed the three most important prevention measures, the three most common symptoms, as well as three measures to take in case the respondent or someone else in the household suffered from the mentioned symptoms. After the phone call, the survey firm sent respondents a summary of the call as a text message.

Importantly, the information that we disseminated in our intervention was based on the government's information campaign and did not contain any additional information, except for the illustration of exponential growth. This means that, notwithstanding the latter exception, untreated households had, in principle, access to the same information through mass media campaigns of the government. Of course, our intervention of calling households and going through this information together with them made the information much more salient. Compared to the governmental mass media campaigns on television and radio, our campaign compressed the information, focused on the most important aspects, and suggested concrete measures to follow in a one-to-one interaction. A week after the first phone call, households received a reminder call (see the appendix for the wording), since reminders have been shown to support behavioral change in various health-related contexts (e.g., Calzolari and Nardotto, 2017; Dai et al., 2021).

For the households in the INFO+MONEY condition, we complemented the information campaign by additionally giving them an unconditional cash transfer of 1,000 Bangladeshi Taka (11.8 USD in May 2020) via mobile cash, worth 2-3 days of agricultural wages in rural areas of Bangladesh. This was motivated as a support for households to adhere to physical distancing and prevention measures. In rural contexts like ours, adhering to social distancing measures often means forgoing income, since people cannot sell their goods on the street or jointly work on a field or construction site, etc., if staying at home and avoiding social contact.

⁴ Access to phones is almost universal in Bangladesh. At the beginning of the pandemic, while the country had 164.69 million population, it had more than 165 million mobile phone subscribers (Source: Bangladesh Telecommunication Regulatory Commission; see <http://www.btrc.gov.bd/content/mobile-phone-subscribers-bangladesh-january-2020>). In our sample, 99.77% households had their own phone or access to a phone via a neighbor who lives close by.

Note that households knew that the cash transfer was unconditional and that compliance with social distancing was not monitored by us.

The assignment to experimental conditions was done as follows. First, we allocated 60 villages to the control condition and 90 villages to one of the two treatment conditions, 45 to INFO-ONLY and 45 to INFO+MONEY. This assignment to conditions was done randomly, yet considering information from an initial village questionnaire (which was done with local elected leaders and key informants in the villages two weeks prior to our intervention, see the appendix for details) in order to ensure balance across all conditions. The three considered pieces of information elicited in the village questionnaire were: a) the number of returned migrants from cities and abroad (because they could carry COVID-19 with them), b) social events and restrictions on social gatherings (as this was likely to influence the spread of the virus), and c) COVID-19 incidences in the village (as an indicator for the overall situation in a village). We did the assignment using the re-randomization method by Schneider and Schlather (2017) as implemented in the R package ‘minMSE’ (Schneider and Baldini, 2019).

In all villages, we grouped geographically close households in pairs, using their geolocations and a nearest neighbor algorithm for matching (Lu et al., 2011; Beck et al., 2016). This meant that these pairs of households lived close to each other and were often direct neighbors. In the 90 villages with a treatment, we then randomly assigned one household in the pair to the treatment (either INFO-ONLY or INFO+MONEY) and the other household to a within-village control group. With this design, we created two types of control households: (i) those in villages with a treatment (either INFO-ONLY or INFO+MONEY), which allows studying spillovers from treated to untreated households in the treatment villages, and (ii) those in what we denote as CONTROL-villages where no household got any treatment.

Overall, we have data for 929 treated households (447 with INFO-ONLY in 45 villages, and 482 with INFO+MONEY in another 45 villages) and for 943 control households in the 90 treated villages. In addition, we have 1,209 households in the 60 CONTROL villages (where we also built pairs of households to be able to match neighbors’ responses).

3. Implementation and methods

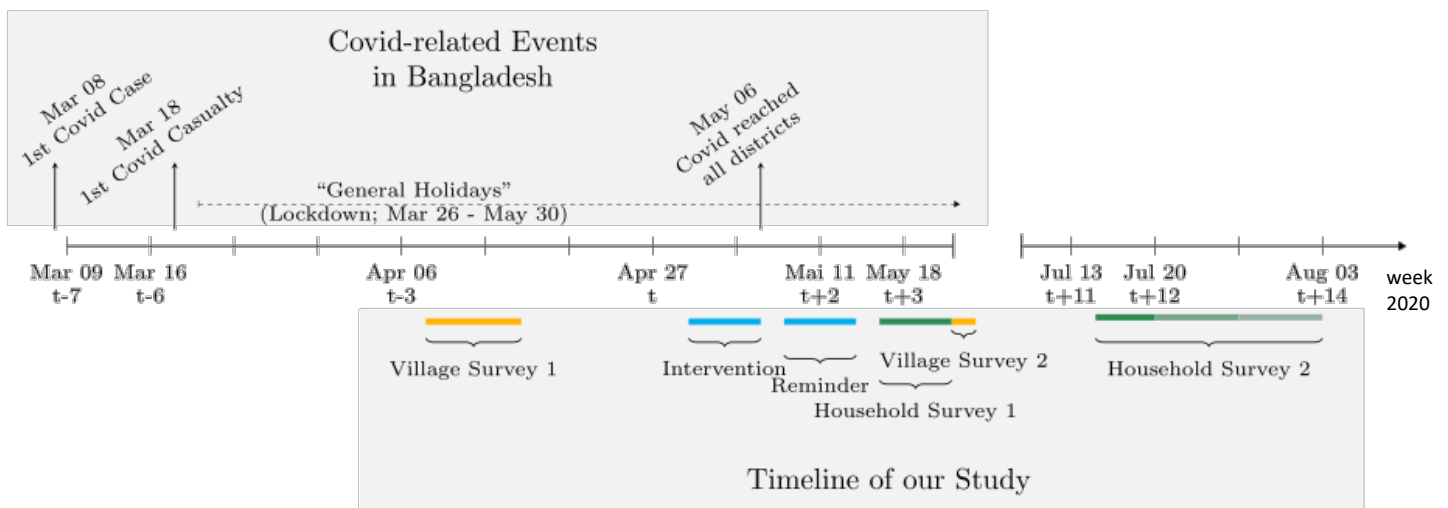
3.1 Procedures and measures

Our intervention was run between 30 April and 6 May 2020, less than two months after the first official COVID-19-cases had been confirmed in the country, and before the virus had reached the last of the 64 districts of Bangladesh. To evaluate the results of our randomized

controlled trial, we conducted two separate household surveys, two weeks and about 2,5 months after the intervention (see Figure 1 for the timeline of our field study).⁵

The surveys focus on three preregistered outcome scales: Knowledge and attitudes, behavior, and health. The scales consider various aspects of the outcomes they aim to capture, and are coded such that higher values reflect more positive outcomes. The measures of the different aspects are standardized and we then take the average over all items to construct an overall outcome scale (see below for details). For ease of interpretation of the reported treatment effects, we normalize the resulting measures by, first, subtracting the mean of the respective measure for households in the CONTROL villages, and then dividing that by the standard deviation of the respective measure of this group.

Figure 1: Timeline of randomized controlled trial in the year 2020



Notes: The upper part of this figure displays the timeline of COVID-19 related events in Bangladesh, ranging from the first confirmed case on 8 March 2020 to the end of the general lockdown on 30 May. The lower part of the figure presents the timeline of our study. In yellow, we indicate periods during which we conducted village surveys with local elected leaders and key informants in the villages. The first village survey was used to ensure balance across our treatment conditions with respect to village characteristics. The intervention period – indicated in blue – was from 30 April to 6 May 2020. A week later, we made a reminder phone call (also shown in blue). In green, we show the timing of the household surveys. The first survey was run two weeks after the intervention. The second survey was stretched out between 14 July and 3 August 2020, with more households being surveyed earlier in this period (indicated by darker green). The average time between intervention and second household survey for the treated households was 77 days (minimum: 69 days, maximum: 89 days, median: 76 days).

⁵ We had pre-registered to conduct the second household survey once the pandemic was over, or after three months. In light of Eid approaching (Eid is the biggest festival in the Muslim calendar) and an observable flattening of the curve of new incidents around the beginning of July 2020, we decided to slightly change the schedule such that all interviews could be completed before Eid.

To assess *knowledge and attitudes*, we proceed as follows. First, to measure *attitudes*, participants were asked to which degree they believed they could make a difference in fighting the pandemic, and whether they believed that everybody in society could make a difference. Second, to measure *knowledge*, we read a list of 12 possible measures to fight the pandemic, and asked for each possible measure whether it would be of any help or not (e.g., eating garlic, keeping a distance of at least three feet, wearing a mask or scarf that covers nose and mouth, or using one's elbow when sneezing and coughing; in total we listed five effective and seven ineffective measures). We then compute an overall measure of knowledge as the sum of correct answers to all 12 items. Finally, after standardization, we take the average of the three considered aspects (two for attitudes and one for knowledge).

To assess *behavior*, we asked for the extent of adherence to different preventative measures (such as, e.g., washing hands with soap) and of compliance to physical distancing measures, both for the past day and the last seven days. Because we have matched pairs of households that live close to each other (often direct neighbors), our design allows us to complement self-reported data on interaction with neighbors with responses from these neighbors to the corresponding questions (see the appendix for details how that information enters the scale). The situations referred to in the surveys include meeting one's neighbor at the well, on the way to school or to do grocery-shopping, etc. We use the weights from a principal component analysis (PCA) to account for potentially varying relevance of situations in which preventative measures are applied, physical distancing measures are practiced, or interaction with neighbors takes place. These aspects are then aggregated to the behavior scale as described above, analogously to the knowledge and attitudes scale.

Health was measured on the individual and on the household level. We asked a list of possible symptoms. We ask whether anybody in the household had suffered from these symptoms and thus concentrate on physical symptoms and disregard any mental health issues that the pandemic has also created (Giuntella et al., 2021; Fetzer et al., 2022). We count the number of symptoms, and use an indicator for high-risk individuals. Additionally, we inquired whether any household member had deceased since the onset of the pandemic.⁶ These aspects

⁶ Originally, we had planned to include data on diagnosis (or based on diagnosis, such as COVID-19-related deaths) and quarantine in this health scale as well. However, in praxis, testing was mostly done close to the capital region (but not in the rural areas of our field study), and the testing regime changed during our study (by shifting from free testing to costly testing in early May). Moreover, we believe that the results allow for a cleaner interpretation when excluding diagnosis and quarantine because they are arguably a function of individuals' own decisions, which might be affected by our treatment, for instance just by being more aware of possible symptoms; an effect that, e.g., Banerjee et al. (2020) report.

are then aggregated in analogy to the other two scales (see the appendix for details) into a health scale and a further variable that captures *casualties* only.

3.2 Methods

We estimate the effects of our treatment conditions on the outcome scales using the following linear model (OLS regression):

$$Y_i = \alpha + \beta_1 \cdot \{\text{INFO-ONLY}\}_i + \beta_2 \cdot \{\text{INFO+MONEY}\}_i + \gamma X_i + \varepsilon_i,$$

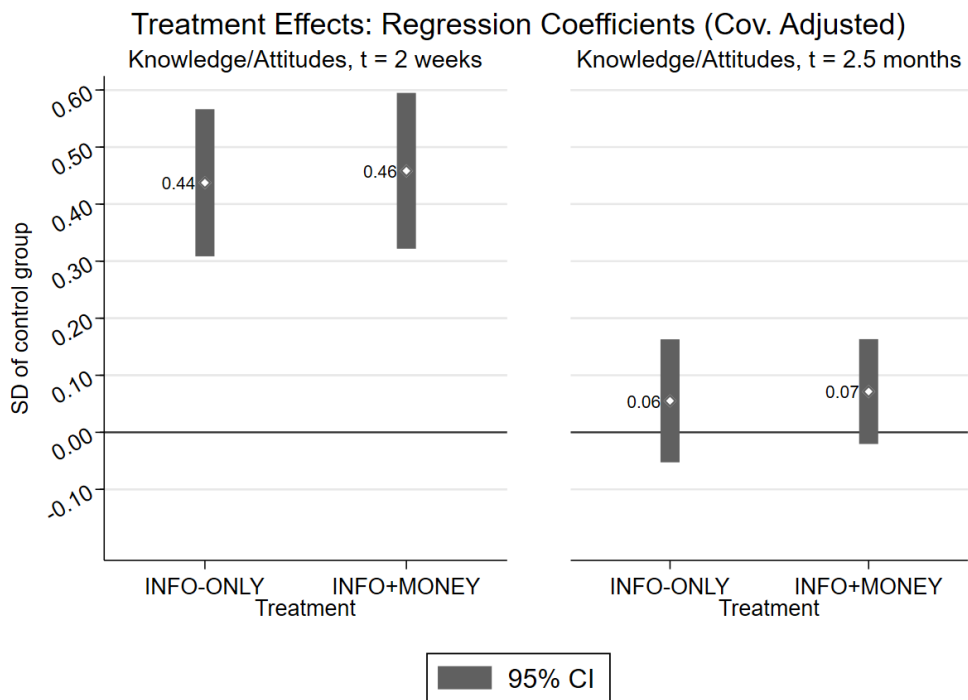
where Y_i is the outcome of interest for individual i either 14 days or about 2.5 months after the intervention, α is a constant term, X_i is a vector of village level information as used for assignment of villages to treatment groups, and ε_i is an error term. The coefficients of interest are β_1 and β_2 that relate to the two treatment dummies. The first measures how the INFO-ONLY condition affects the outcome of interest, and the second how INFO+MONEY changes the outcome. For the analysis of our main outcome scales, the omitted category are control households in pure CONTROL villages. Control households in treatment villages are excluded from these analyses. Regarding death rates, we pool all households in treatment villages to estimate the joint direct and spillover effects of the interventions in these analyses, the omitted category are households in pure CONTROL villages. We cluster standard errors at the village level. Our following results are robust to randomization inference that is independent of distributional or asymptotic assumptions (see Tables A7 to A10 in the appendix).

4. Results

Figure 2 presents our first main result by showing the estimated coefficients for our two treatments when looking at our three pre-registered outcome scales. In this figure, households in the CONTROL-villages are the omitted reference group and scales are normalized such that they have a mean of zero and a standard deviation of one for the households in the CONTROL-villages. Positive coefficients for INFO-ONLY and for INFO+MONEY therefore indicate improvements in the respective scale, negative coefficients a deterioration compared to the control group.

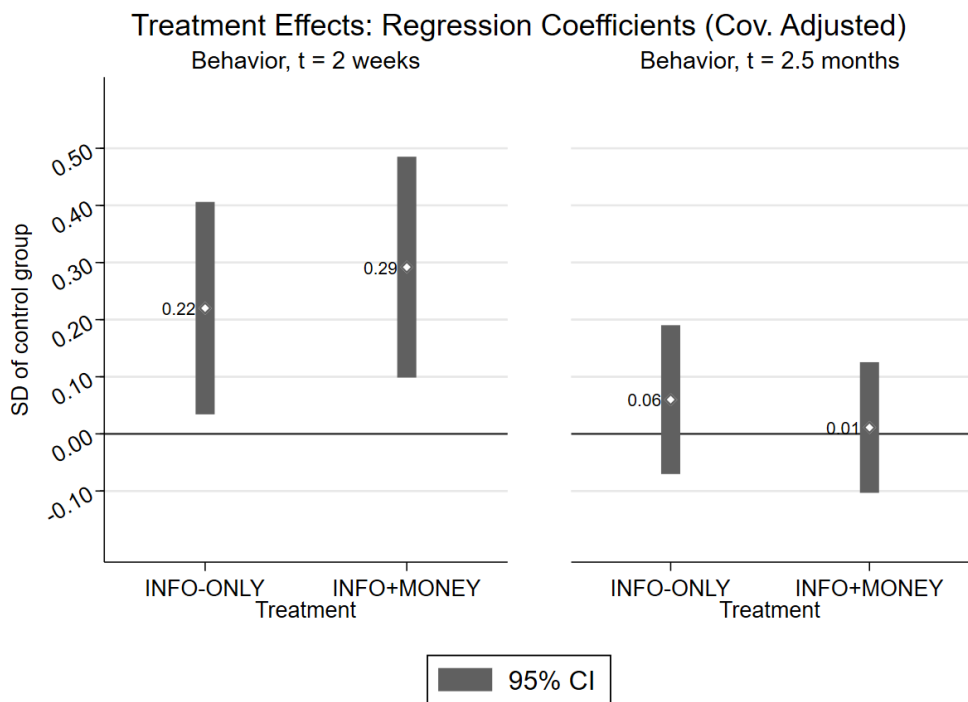
Figure 2: Treatment effects on pre-registered outcome scales: Regression coefficients

(a) Treatment Effects on Knowledge and Attitudes



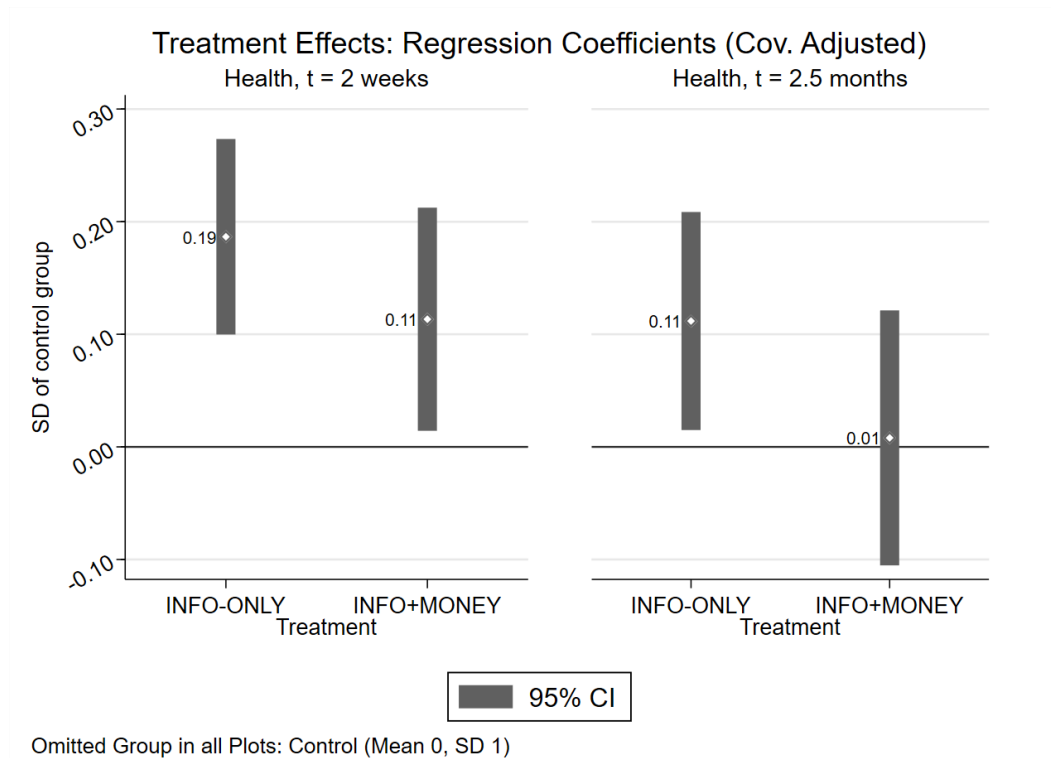
Omitted Group in all Plots: Control (Mean 0, SD 1)

(b) Treatment Effects on Behavior



Omitted Group in all Plots: Control (Mean 0, SD 1)

(c) Treatment Effects on Health



Notes: The three panels show the effects of our two treatments (INFO-ONLY and INFO+MONEY) on the three pre-registered outcome scales. On the left hand-side of each panel, we show the effects at the time of the first household survey (2 weeks after the intervention) and on the right-hand side the effects at the time of the second household survey (about 2.5 months after the intervention). The bars show 95%-confidence intervals of the estimated coefficients for treatment dummies, the white diamonds with adjacent numbers the size of the treatment effect (see Table A1 in the appendix for regression details). The effects are expressed as a fraction of a standard deviation (SD) of the control group in the CONTROL-villages, i.e., for each scale, we have subtracted the mean of the households in the CONTROL-villages, and divided the result by their SD. The control group's scales thus always have a mean of zero and a standard deviation of one. Positive values in the graphs indicate better outcomes. The three panels show the effects for knowledge and attitudes in panel (a), for preventative behaviors in panel (b), and for health outcomes in panel (c).

Panel (a) of Figure 2 illustrates on the left-hand side the effects after two weeks, showing that both treatments improve knowledge about COVID-19 and attitudes (with respect to making a difference in fighting the pandemic) by almost half of a standard deviation ($p < 0.001$; OLS regression controlling for a set of 29 background variables; see Table A1 in the appendix). Handing out unconditional cash transfers on top of informing households does not make a significant difference. Looking at the right-hand side of panel (a) we note that after about 2.5 months the difference between CONTROL-villages and treated households has shrunk drastically and is no longer significant (although treated households still have higher values on average). This intertemporal waning of the treatment effect is due to treated households slightly deteriorating on the scale, but also to households in CONTROL-villages improving their outcomes over time. The latter does not seem surprising, given that the

pandemic dominated the public discourse and was still covered extensively in mass media, probably supporting improvements in public knowledge about the disease. Yet, even after about 2.5 months, treated households still have significantly higher scores on this scale⁷ than households in CONTROL-villages after two weeks (pooled effect (covariate adjusted) of +.25 SD in terms of the control group; $p < 0.001$), which implies some persistence of knowledge gains through the information campaign.

Panel (b) of Figure 2 shows treatment effects on preventative behavior, yielding a similar pattern as in panel (a). Both in INFO-ONLY and in INFO+MONEY we note an improvement of this scale by about a quarter of a standard deviation ($p < 0.022$ and $p < 0.004$, respectively; see Table A1 in the appendix) at our first measurement after two weeks. Again, there is no significant difference between the two treatments. Over the course of 2.5 months (see right hand side of panel (b) of Figure 2), the differences to the CONTROL-villages vanish almost completely, and they are no longer statistically significant. This is mainly driven by treated households reducing preventative behavior, rather than households in CONTROL-villages catching up in prevention over the course of about 2.5 months.

With respect to health, our intervention was successful both after two weeks and after about 2.5 months, as panel (c) of Figure 2 shows. Two weeks after the intervention, the health score improves by 19 percent, respectively 11 percent, of a standard deviation in our two treatment conditions ($p < 0.001$ and $p < 0.026$, respectively; see Table A1 in the appendix). After about 2.5 months, there is still an improvement of 11 percent of a standard deviation in INFO-ONLY, while INFO+MONEY has practically no further improvement over the CONTROL-villages ($p < 0.025$ and $p > 0.88$, respectively; see Table A1).

The latter may seem surprising at first sight. Yet, previous work (Gneezy and Rustichini 2000a, 2000b; Gneezy et al., 2011) suggests that monetary incentives may crowd out intrinsic motivation for cooperative behavior, which may also apply in our case. Giving money may also decrease subjects' motivation to pay attention to information. In fact, we find that the treatment effect on knowledge alone (i.e., without including attitudes) two weeks after the intervention is only about two thirds as big for the INFO+MONEY treatment as for the INFO-ONLY treatment (INFO-ONLY: 0.65 SD, INFO+MONEY: 0.43 SD; $p(\text{difference} \neq 0) < 0.038$; see Table A5 in the appendix). This may have an impact because knowledge after two weeks is significantly related to the health scale after about 2.5 months when looking at all

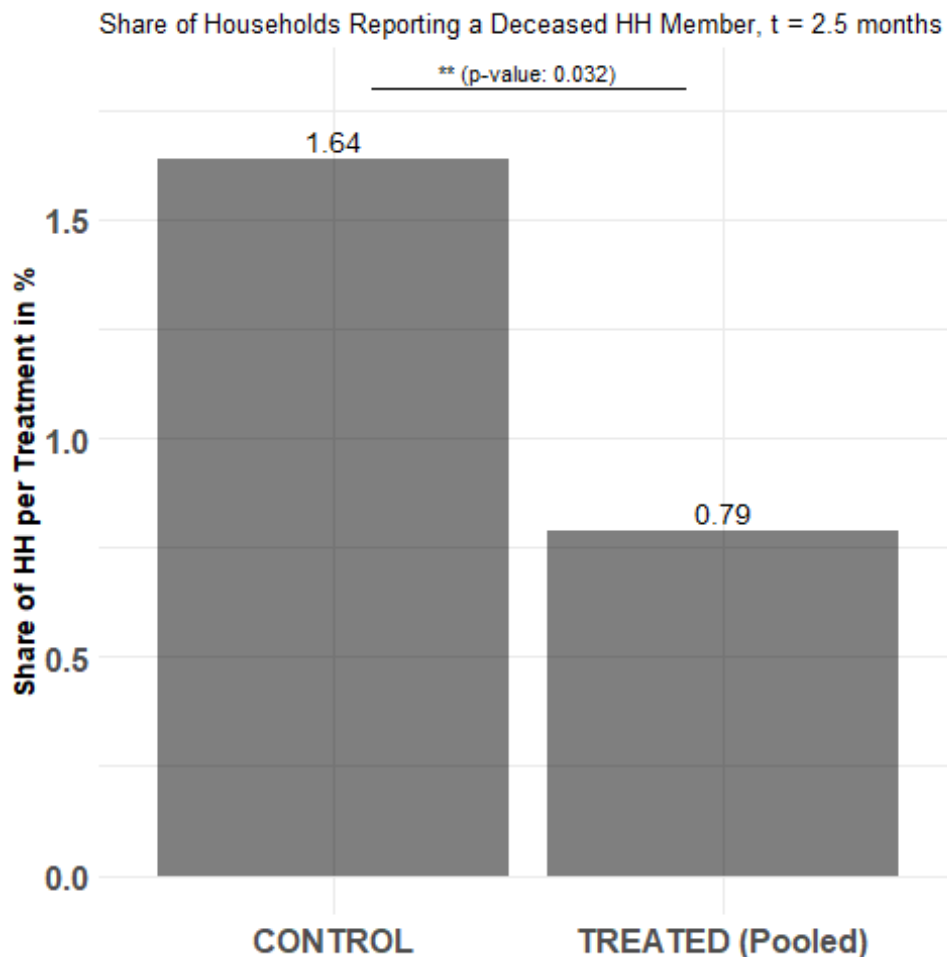
⁷ For comparison reasons, we use a slightly modified scale here: Single aspects are not standardized before addition, as the variation (i.e., a variable's standard deviation) might differ in the first and second household survey.

households in our sample (OLS model, $p < 0.023$; see Table A6 in the appendix). Hence, the observed treatment difference in knowledge after two weeks could explain a part of the difference in the health score after 2.5 months. Despite this latter difference, overall we see from Figure 2 hardly any complementary effect of an unconditional cash transfer beyond the effect of the information provision through phone calls, implying that the information – that is given to all treated households – makes the difference.

Casualties within households are arguably not only the most dramatic health consequence of Covid-19, but probably also the most objectively measurable health outcome. This brings us to our second main result. In Figure 3, we compare all households (i.e. treated and untreated) in the treated villages to all households in the CONTROL-villages in order to provide the most comprehensive perspective on casualties. It displays the fraction of households reporting (in the second household survey) a deceased household member since the start of the pandemic: in CONTROL-villages, 1.64 percent of households report a deceased member. This is more than twice the fraction of households in treatment villages where 0.79 percent report a casualty. This difference is significant in a simple difference-in-mean comparison using OLS ($p < 0.033$, see Table A4 in the appendix), but also when applying more sophisticated approaches to model the death rate ($p < 0.03$; Poisson regression; see Table A4).

It is important to stress that the fraction of households reporting a casualty in the treated villages is almost identical for treated and untreated households in these villages (0.79 and 0.78 percent of households with a casualty among the treated and untreated households). This is an indication of positive spillovers among neighbors in treated villages with respect to casualties. In contrast, we do not find any evidence for positive spillover effects from treated to untreated households within treated villages regarding the scales on knowledge and attitudes and on preventative behaviors. Yet, there is a positive spillover effect on the health scale of untreated households in INFO-ONLY for the short time horizon ($p < 0.073$; see Table A2 in the appendix). Overall, these findings suggest that the reduction in casualties in untreated households in treated villages is likely to reflect fewer infections due to lower incidence levels in treated villages. This means that the changes in behavior and knowledge of treated households seem to protect the health of untreated households by containing the contagion of the disease.

Figure 3: Share of households reporting a deceased member since onset of pandemic, separately for treated villages (including treated and untreated households there) and CONTROL-villages.



Notes: The bars show the fraction of households (in percent) that reported a deceased household member since the beginning of the pandemic at the time of the second household survey. The left bar refers to all households in the CONTROL-villages that had not received information or money. The right bar refers to all households in the treated villages, thus including both treated households (either INFO-ONLY or INFO+MONEY) and untreated households in these villages. P-values result from a group comparison using OLS regression and a pooled treatment indicator variable (see Table A4 in the appendix for regression details). The fraction of households with a deceased member does not differ between treated households (0.79%) and untreated households (0.78%) in treated villages, which indicates positive spillovers from treated households on untreated households in these villages.

These results have an important implication: Providing a one-to-one information campaign to only some fraction of local households is able to reduce overall local casualties, amplifying the effects of an information campaign beyond directly treated households. Extrapolating the reduction of death rates among households in treated villages in comparison to CONTROL-villages also suggests that within the first year of the pandemic (from March 2020 to February 2021) about one half of casualties, i.e., about 5,500 lives, could have been

saved in Bangladesh through a timely and reliable information campaign over the phone. The costs of our intervention amount to less than 1,500 US Dollar per death averted. Considering the World Health Organization's (2003) threshold for defining highly cost-efficient interventions as the average GDP per capita in a country (about 2,000 US Dollars in Bangladesh in 2020) per QALY (quality adjusted life year) gained, our intervention can be considered as highly cost-efficient even if all the deceased persons would have had a life expectancy (in good health) of only 9 more months.

5. Conclusion

We have shown that an information intervention at the pandemic's onset in rural Bangladesh has not only improved knowledge, preventative behavior, and self-reported health symptoms (i.e., the lack thereof), but has also reduced deaths by about 50% in comparison to control villages. The costs of our intervention can be considered low, qualifying for what the WHO denotes as a highly cost-efficient intervention. In fact, providing information via the phone to remote locations is not only cost-efficient, but also looks like a scalable solution to efficiently contain pandemics early on and thus save lives, even when most of the information is already being broadcast using different mass media channels. Our salient information over the phone changed knowledge, behavior, and health outcomes of treated households in comparison to households in control villages that had only access to mass media information. Importantly, the change in behavior of treated households also had noticeable positive spillovers on death rates of control households in treated villages. The latter benefit from the better prevention behavior of treated households and thus also face lower death rates, even though we have seen no statistically significant spillovers on the knowledge and behavior of control households in treated villages. It seems that informing many households in a village can be sufficient to protect also the uninformed households in these villages.

Adding an unconditional cash transfer (of about 2-3 days wages) has not produced further improvements. Thus, our randomized controlled trial confirms that monetary incentives need not shift human behavior in desired directions (Gneezy et al., 2011). They can even sometimes be detrimental for motivation to show a particular behavior (Gneezy and Rustichini, 2000a). Later in the pandemic, financial incentives have been found to be able to improve the take-up of vaccines (Campos-Mercade et al., 2021a; Schneider et al., 2022). Yet, at the pandemic's onset, when vaccines were not yet available, it seems that information about how to prevent the exposure to and the spread of the virus has been of major importance,

independent of additional monetary incentives. This leads us to summarize our findings in a way that might also become relevant for further waves of the current or new waves of a next pandemic after COVID-19: Quick and reliable one-to-one information at the onset of a pandemic can save lives.

References

- Banerjee, A., Aslan, M., Breza, E., Chandrasekhar, A. G., Chowhury, A., Duflo, E., Goldsmith-Pinkham, P., Olken, B. A. (2020) Messages on COVID-19 prevention in India increased symptoms reporting and adherence to preventive behaviors among 25 million recipients with similar effects on non-recipient members of their communities. NBER Working Paper no. 27496.
- Banerjee, A., La Ferrara, E., Orozco-Olvera, V. H. (2019) The entertaining way to behavioral change: Fighting HIV with MTV. World Bank Working Paper no. 8998.
- Beck, C., Lu, B., Greevy, R. (2016) nbpMatching: Functions for optimal non-bipartite matching. R package version 1.5.1. <https://CRAN.R-project.org/package=nbpMatching>
- Bénabou, R., Tirole, J. (2003) Intrinsic and extrinsic motivation. *Review of Economic Studies* 70: 489-520.
- Brandon, A., Ferraro, P., List, J. A., Metcalfe, R., Price, M., Rundhammer, F. (2017) Do the effects of social nudges persist? Theory and evidence from 38 natural field experiments. NBER Working Paper 23277.
- Burszty, L., Rao, A., Roth, C., Yanagizawa-Drott, D. (2020) Misinformation during a pandemic. NBER Working Paper no. 27417.
- Calzolari, G., Nardotto, M. (2017) Effective reminders. *Management Science* 63: 2915-2932.
- Campos-Mercade, P., Meier, A. N., Schneider, F. H., Meier, S., Pope, D., Wengström, E. (2021a) Monetary incentives increase COVID-19 vaccinations. *Science* 374: 879-882.
- Campos-Mercade, P., Meier, A. N., Schneider, F. H., Wengström, E. (2021b) Prosociality predicts health behaviors during the COVID-19 pandemic. *Journal of Public Economics* 195: 104367.
- Cappelen, A., Falch, R., Sorensen, E., Tungodden, B. (2021) Solidarity and fairness in times of crisis. *Journal of Economic Behavior and Organization* 186: 1-11.
- Dai, H., Saccardo, S., Han, M.A., Roh, L., Raja, N., Vangala, S., Modi, H., Pandya, S., Sloyan, M., Croymans, D. M. (2021) Behavioural nudges increase COVID-19 vaccinations. *Nature* 597: 404-409.
- Debnath, R., Bardhan, R. (2020) India nudges to contain COVID-19 pandemic: A reactive public policy analysis using machine-learning based topic modelling. *PLoS ONE* 15(9): e0238972.
- Dupas, P. (2011) Do teenagers respond to HIV risk information? Evidence from a field experiment in Kenya. *American Economic Journal: Applied Economics* 3(1): 1-34.

- Fetzer, T. R., Witte, M., Hensel, L., Jachimowicz, J., Haushofer, J., Ivchenko, A., Caria, S., Reutskaja, E., Roth, C., Fiorin, S., Gómez, M., Kraft-Todd, G., Götz, F. M., Yoeli, E. (2022) Global behaviors and perceptions at the onset of the COVID-19 pandemic. *Journal of Economic Behavior and Organization* 193: 473-496.
- Giuntella, O., Hyde, K., Saccardo, S., Sadoff, S. (2021) Lifestyle and mental health disruptions during COVID-19. *Proceedings of the National Academy of Sciences of the USA* 118(9): e2016632118.
- Gneezy, U., Meier, S., Rey-Biel, P. (2011) When and why incentives (don't) work to modify behavior. *Journal of Economic Perspectives* 25(4): 191-210.
- Gneezy, U., Rustichini, A. (2000a) Pay enough or don't pay at all. *Quarterly Journal of Economics* 115(3): 791–810.
- Gneezy, U., Rustichini, A. (2000b) A fine is a price. *Journal of Legal Studies* 29(1): 1–18.
- Haaland, I., Roth, C., Wohlfahrt, J. (2021) Designing information provision experiments. *Journal of Economic Literature*, forthcoming.
- Haushofer, J., Metcalf, C. J. (2020) Which interventions work best in a pandemic? *Science* 368: 1063-1065.
- Lammers, J., Crusius, J., Gast, A. (2020) Correcting misperceptions of exponential coronavirus growth increases support for social distancing. *Proceedings of the National Academy of Sciences of the USA* 117(28): 16264-16266.
- Lu, B., Greevy, R., Xu, X., Beck, C. (2011) Optimal nonbipartite matching and its statistical applications. *The American Statistician* 65(1): 21-30
- Schneider, F., Campos-Mercade, P., Meier, S., Pope, D., Wengström, E. and Meier, A. (2022) Financial incentives for vaccination do not have negative unintended consequences. *Nature*, forthcoming.
- Schneider, S. O., Baldini, G. (2020) minMSE: Implementation of the minMSE treatment assignment method for one or multiple treatment groups. R package version 0.3.1. <https://CRAN.R-project.org/package=minMSE>
- Schneider, S. O., Schlather, M. (2017) A new approach to treatment assignment for one and multiple treatment groups. Georg-August-Universität Göttingen, Courant Research Centre - Poverty, Equity and Growth Discussion Paper No. 228
- Siddique, A., Rahman, T., Pakrashi, D., Islam, A., Ahmed, F. (2022) Raising COVID-19 awareness in rural communities: A randomized experiment in Bangladesh and India. *Review of Economics and Statistics*, forthcoming.

Stango, V., Zinman, J. (2009) Exponential growth bias and household finance. *Journal of Finance* 64: 2807-2849.

World Health Organization (2003) WHO Guide to Cost-Effectiveness Analysis. Geneva.

PREVIOUS DISCUSSION PAPERS

- 393 Chowdbury, Shyamal, Schildberg-Hörisch, Hannah, Schneider, Sebastian O., and Sutter, Matthias, November 2022.
- 392 Normann, Hans-Theo and Sternberg, Martin, Human-Algorithm Interaction: Algorithmic Pricing in Hybrid Laboratory Markets, October 2022.
- 391 Hunold, Matthias and Petrishcheva, Vasilisa, Foreclosure and Tunneling with Partial Vertical Ownership, September 2022.
- 390 Haucap, Justus and Heldman, Christina, The Sociology of Cartels, August 2022.
- 389 Döppler, Hendrik, Sapi, Geza and Wey, Christian, A Bargaining Perspective on Vertical Integration, May 2022.
- 388 Bachmann, Ronald, Gonschor, Myrielle, Lewandowski, Piotr and Madoń, Karol, The Impact of Robots on Labour Market Transitions in Europe, May 2022.
- 387 Fremerey, Melinda, Hörnig, Lukas and Schaffner, Sandra, Becoming Neighbors with Refugees and Voting for the Far-Right? The Impact of Refugee Inflows at the Small-Scale Level, April 2022.
- 386 Fischer, Kai, Alcohol Prohibition and Pricing at the Pump, March 2022.
- 385 Cobb-Clark, Deborah A., Dahmann, Sarah C., Kamhöfer, Daniel A. and Schildberg-Hörisch, Hannah, The Determinants of Population Self-Control, March 2022.
- 384 Sulka, Tomasz, Planning and Saving for Retirement, March 2022.
- 383 Cattan, Sarah, Kamhöfer, Daniel A., Karlsson, Martin and Nilsson, Therese, The Long-term Effects of Student Absence: Evidence from Sweden, March 2022.
- 382 Martin, Simon and Rasch, Alexander, Collusion by Algorithm: The Role of Unobserved Actions, March 2022.
- 381 Haucap, Justus, Nedic, Radivoje and Şimşek, Talha, An Empirical Analysis of German Casino Locations, March 2022.
Forthcoming in: European Journal of Law and Economics.
- 380 Haucap, Justus, Heldman, Christina and Rau, Holger A., Gender and Collusion, March 2022.
- 379 Schain, Jan Philip, Foreign Institutional Investors and the Great Productivity Slowdown, February 2022.
- 378 Neyer, Ulrike and Stempel, Daniel, How Should Central Banks React to Household Inflation Heterogeneity?, January 2022.
- 377 Döppler, Hendrik and Rasch, Alexander, Combinable Products, Price Discrimination, and Collusion, January 2022.
- 376 Cobb-Clark, Deborah A., Dahmann, Sarah C., Kamhöfer, Daniel A. and Schildberg-Hörisch, Hannah, Self-Control and Unhealthy Body Weight: The Role of Impulsivity and Restraint, January 2022.
- 375 Martin, Simon and Schmal, W. Benedikt, Collusive Compensation Schemes Aided by Algorithms, December 2021.

- 374 Kouli, Yaman and König, Jörg, Measuring European Economic Integration 1880 - 1913 – A New Approach, December 2021.
- 373 Hunold, Matthias and Schad, Jannika, Single Monopoly Profits, Vertical Mergers, and Downstream Entry Deterrence, December 2021.
- 372 Werner, Tobias, Algorithmic and Human Collusion, November 2021.
- 371 Jovanovic, Dragan, Wey, Christian and Zhang, Mengxi, On the Social Welfare Effects of Runner-up Mergers in Concentrated Markets, September 2021.
Published in: *Economics Bulletin*, (2021), Article 201.
- 370 Jeschonneck, Malte, Collusion among Autonomous Pricing Algorithms Utilizing Function Approximation Methods, August 2021.
- 369 Gösser, Niklas, Gürer, Kaan, Haucap, Justus, Meyring, Bernd, Michailidou, Asimina, Schallbruch, Martin, Seeliger, Daniela and Thorwarth, Susanne, Total Consumer Time – A New Approach to Identifying Digital Gatekeepers, August 2021.
- 368 Fischer, Kai, Reade, J. James and Schmal, W. Benedikt, The Long Shadow of an Infection: COVID-19 and Performance at Work, August 2021.
Published in: *Labour Economics*, 79 (2022), 102281.
- 367 Suedekum, Jens, Place-Based Policies – How to Do Them and Why, August 2021.
- 366 Heiss, Florian, Ornaghi, Carmine and Tonin, Mirco, Inattention vs Switching Costs: An Analysis of Consumers' Inaction in Choosing a Water Tariff, July 2021.
- 365 Cobb-Clark, Deborah A., Dahmann, Sarah C., Kamhöfer, Daniel A. and Schildberg-Hörisch, Hannah, Sophistication about Self-Control, July 2021.
- 364 Bie, Xiaodong and Ciani, Andrea, Born Similar, Develop Apart: Evidence on Chinese Hybrid Exporters, July 2021.
- 363 Ali, Nesma and Stiebale, Joel, Foreign Direct Investment, Prices and Efficiency: Evidence from India, July 2021.
- 362 Banerjee, Ritwik, Ibanez, Marcela, Riener, Gerhard and Sahoo, Soham, Affirmative Action and Application Strategies: Evidence from Field Experiments in Columbia, April 2021.
- 361 Wellmann, Nicolas and Czarnowske, Daniel, What Would Households Pay for a Reduction of Automobile Traffic? Evidence From Nine German Cities, March 2021.
- 360 Haucap, Justus, Moshgbar, Nima and Schmal, Wolfgang Benedikt, The Impact of the German "DEAL" on Competition in the Academic Publishing Market, March 2021.
Published in: *Managerial and Decision Economics*, 42 (2021), pp. 2027-2049.
- 359 Korff, Alex, Competition in the Fast Lane – The Price Structure of Homogeneous Retail Gasoline Stations, January 2021.
- 358 Kiessling, Lukas, Chowdhury, Shyamal, Schildberg-Hörisch, Hannah and Sutter, Matthias, Parental Paternalism and Patience, January 2021.
- 357 Kellner, Christian, Le Quement, Mark T. and Riener, Gerhard, Reacting to Ambiguous Messages: An Experimental Analysis, December 2020.
Published in: *Games and Economic Behavior*, 136 (2022), pp. 360-378.

- 356 Petrishcheva, Vasilisa, Riener, Gerhard and Schildberg-Hörisch, Hannah, Loss Aversion in Social Image Concerns, November 2020.
Forthcoming in: *Experimental Economics*.
- 355 Garcia-Vega, Maria, Kneller, Richard and Stiebale, Joel, Labor Market Reform and Innovation: Evidence from Spain, November 2020.
Published in: *Research Policy*, 50 (2021), 104213.
- 354 Steffen, Nico, Economic Preferences, Trade and Institutions, November 2020.
- 353 Pennerstorfer, Dieter, Schindler, Nora, Weiss, Christoph and Yontcheva, Biliana, Income Inequality and Product Variety: Empirical Evidence, October 2020.
- 352 Gupta, Apoorva, R&D and Firm Resilience During Bad Times, October 2020.
- 351 Shekhar, Shiva and Thomes, Tim Paul, Passive Backward Acquisitions and Downstream Collusion, October 2020.
Forthcoming in: *Economics Letters*.
- 350 Martin, Simon, Market Transparency and Consumer Search – Evidence from the German Retail Gasoline Market, September 2020.
- 349 Fischer, Kai and Haucap, Justus, Betting Market Efficiency in the Presence of Unfamiliar Shocks: The Case of Ghost Games during the COVID-19 Pandemic, August 2020.
Substantially revised version forthcoming in: *Kyklos*, 75 (2022), pp. 294-316.
- 348 Bernhardt, Lea, Dewenter, Ralf and Thomas, Tobias, Watchdog or Loyal Servant? Political Media Bias in US Newscasts, August 2020.
- 347 Stiebale, Joel, Suedekum, Jens and Woessner, Nicole, Robots and the Rise of European Superstar Firms, July 2020.
- 346 Horst, Maximilian, Neyer, Ulrike and Stempel, Daniel, Asymmetric Macroeconomic Effects of QE-Induced Increases in Excess Reserves in a Monetary Union, July 2020.
- 345 Riener, Gerhard, Schneider, Sebastian O. and Wagner, Valentin, Addressing Validity and Generalizability Concerns in Field Experiments, July 2020.
- 344 Fischer, Kai and Haucap, Justus, Does Crowd Support Drive the Home Advantage in Professional Soccer? Evidence from German Ghost Games during the COVID-19 Pandemic, July 2020.
Published in: *Journal of Sports Economics*, 22 (2021), pp. 982-1008.
- 343 Gösser, Niklas and Moshgbar, Nima, Smoothing Time Fixed Effects, July 2020.
- 342 Breitkopf, Laura, Chowdhury, Shyamal, Priyam, Shambhavi, Schildberg-Hörisch, Hannah and Sutter, Matthias, Do Economic Preferences of Children Predict Behavior?, June 2020.
- 341 Westphal, Matthias, Kamhöfer, Daniel A. and Schmitz, Hendrik, Marginal College Wage Premiums under Selection into Employment, June 2020.
Published in: *Economic Journal*, 132 (2022), pp. 2231-2272.
- 340 Gibbon, Alexandra J. and Schain, Jan Philip, Rising Markups, Common Ownership, and Technological Capacities, April 2021 (First Version June 2020).
Forthcoming in: *International Journal of Industrial Organization*.

- 339 Falk, Armin, Kosse, Fabian, Schildberg-Hörisch, Hannah and Zimmermann, Florian, Self-Assessment: The Role of the Social Environment, May 2020.
- 338 Schildberg-Hörisch, Hannah, Trieu, Chi and Willrodt, Jana, Perceived Fairness and Consequences of Affirmative Action Policies, April 2020.
- 337 Avdic, Daniel, de New, Sonja C. and Kamhöfer, Daniel A., Economic Downturns and Mental Wellbeing, April 2020.
Published in: European Economic Review, 140 (2021), 103915 under the title "Economic Downturns and Mental Health in Germany".
- 336 Dertwinkel-Kalt, Markus and Wey, Christian, Third-Degree Price Discrimination in Oligopoly When Markets Are Covered, April 2020.
Forthcoming in: Journal of Industrial Economics.
- 335 Dertwinkel-Kalt, Markus and Köster, Mats, Attention to Online Sales: The Role of Brand Image Concerns, April 2020.
Published in: Journal of Economics and Management Strategy, 31 (2022), pp. 64-89.
- 334 Fourberg, Niklas and Korff, Alex, Fiber vs. Vectoring: Limiting Technology Choices in Broadband Expansion, April 2020.
Published in: Telecommunications Policy, 44 (2020), 102002.
- 333 Dertwinkel-Kalt, Markus, Köster, Mats and Sutter, Matthias, To Buy or Not to Buy? Price Salience in an Online Shopping Field Experiment, April 2020.
Revised version published in: European Economic Review, 130 (2020), 103593.
- 332 Fischer, Christian, Optimal Payment Contracts in Trade Relationships, February 2020.
- 331 Becker, Raphael N. and Henkel, Marcel, The Role of Key Regions in Spatial Development, February 2020.
- 330 Rösner, Anja, Haucap, Justus and Heimeshoff, Ulrich, The Impact of Consumer Protection in the Digital Age: Evidence from the European Union, January 2020.
Published in: International Journal of Industrial Organization, 73 (2020), 102585.

Older discussion papers can be found online at:

<http://ideas.repec.org/s/zbw/dicedp.html>

Heinrich-Heine-Universität Düsseldorf

**Düsseldorfer Institut für
Wettbewerbsökonomie (DICE)**

Universitätsstraße 1, 40225 Düsseldorf

ISSN 2190-992X (online)
ISBN 978-3-86304-392-6