

Davydov, Denis; Garanina, Tatiana; Weill, Laurent

Working Paper

Managing bank liquidity hoarding during uncertain times: The role of board gender diversity

BOFIT Discussion Papers, No. 11/2022

Provided in Cooperation with:

Bank of Finland, Helsinki

Suggested Citation: Davydov, Denis; Garanina, Tatiana; Weill, Laurent (2022) : Managing bank liquidity hoarding during uncertain times: The role of board gender diversity, BOFIT Discussion Papers, No. 11/2022, ISBN 978-952-323-422-2, Bank of Finland, Bank of Finland Institute for Emerging Economies (BOFIT), Helsinki,
<https://nbn-resolving.de/urn:nbn:fi:bof-202211021432>

This Version is available at:

<https://hdl.handle.net/10419/266095>

Standard-Nutzungsbedingungen:

Die Dokumente auf EconStor dürfen zu eigenen wissenschaftlichen Zwecken und zum Privatgebrauch gespeichert und kopiert werden.

Sie dürfen die Dokumente nicht für öffentliche oder kommerzielle Zwecke vervielfältigen, öffentlich ausstellen, öffentlich zugänglich machen, vertreiben oder anderweitig nutzen.

Sofern die Verfasser die Dokumente unter Open-Content-Lizenzen (insbesondere CC-Lizenzen) zur Verfügung gestellt haben sollten, gelten abweichend von diesen Nutzungsbedingungen die in der dort genannten Lizenz gewährten Nutzungsrechte.

Terms of use:

Documents in EconStor may be saved and copied for your personal and scholarly purposes.

You are not to copy documents for public or commercial purposes, to exhibit the documents publicly, to make them publicly available on the internet, or to distribute or otherwise use the documents in public.

If the documents have been made available under an Open Content Licence (especially Creative Commons Licences), you may exercise further usage rights as specified in the indicated licence.

BOFIT Discussion Papers
11 • 2022

Denis Davydov, Tatiana Garanina and
Laurent Weill

Managing bank liquidity hoarding
during uncertain times: The role of
board gender diversity



BOFIT

THE BANK OF FINLAND
INSTITUTE FOR
EMERGING ECONOMIES

BOFIT Discussion Papers
Editor-in-Chief Zuzana Fungáčová

BOFIT Discussion Papers 11/2022
2 November 2022

Denis Davydov, Tatiana Garanina and Laurent Weill:
Managing bank liquidity hoarding during uncertain times: The role of board gender diversity

ISBN 978-952-323-422-2, online
ISSN 1456-5889, online

The views expressed in this paper are those of the authors and do not necessarily represent the views of the Bank of Finland.

Bank of Finland
Helsinki 2022

Denis Davydov, Tatiana Garanina and Laurent Weill

Managing bank liquidity hoarding during uncertain times: The role of board gender diversity

Abstract

This paper examines the effect of executive board gender diversity on the relationship between economic policy uncertainty (EPU) and bank liquidity hoarding (LH). We focus on the Russian banking sector, which, relative to most of the world, has a high share of women on bank executive boards. Using the news-based EPU index developed by Baker, Bloom, and Davis (2016) and LH measures proposed by Berger, Guedhami, Kim, and Li (2022), we exploit a unique dataset from the Russian banking sector. While higher economic policy uncertainty tends to increase liquidity hoarding, we find this effect diminishes as gender diversity of the board increases. We attribute this finding to the moderating influence of gender diversity on stability and overreaction in decision-making. Additionally, we find that the channel through which board gender diversity affects the impact of economic policy uncertainty on liquidity hoarding takes place via the hoarding of liquid assets. Our findings are robust to the use of alternative measures for economic policy uncertainty and gender diversity. As women are still significantly under-represented on bank boards in most countries, these results argue for policies to promote gender diversity of bank boards as a means of limiting detrimental effects of economic policy uncertainty.

Keywords: liquidity hoarding, bank boards, gender diversity, economic policy uncertainty

JEL: G18, G21, G34, P26

Denis Davydov, orcid.org/0000-0001-7982-750X. Hanken School of Economics, P.O. Box 287, FI-65101 Vaasa, Finland. E-mail: denis.davydov@hanken.fi

Tatiana Garanina, orcid.org/0000-0002-8349-4506, University of Vaasa, School of Accounting and Finance, P.O. Box 700, FI-65101 Vaasa, Finland. E-mail: tatiana.garanina@uwasa.fi

Laurent Weill, orcid.org/0000-0002-8630-1351. EM Strasbourg Business School, University of Strasbourg, 61 avenue de la Forêt Noire, 67000 Strasbourg, France. E-mail : laurent.weill@unistra.fr

1 Introduction

While the number of women in management positions has steadily increased in recent decades, the executive world remains only marginally gender diverse (Abou-El-Sood, 2021). In the banking industry, women occupied fewer than 2% of CEO positions and fewer than 20% of board seats, even with implementation of gender quotas for corporate boards in several countries (Sahay et al., 2017).

Given the behavioral differences between women and men, female under-representation in boardrooms could have economic effects. Women are less likely to be overconfident (e.g. O’Laughlin and Brubaker 1998; Pajares and Miller 1994) and more risk-averse than men in financial decision-making (Barber and Odean, 2001; Croson and Gneezy, 2009). The empirical banking literature drawing on these insights shows significant effects of board gender diversity on both risk-taking (Mateos de Cabo et al., 2012; Farag and Mallin, 2017; Cardillo et al., 2021) and financial performance (Pathan and Faff, 2013; García-Meca et al., 2015; Owen and Temesvary, 2018).

Our discussion here focuses on influence of board gender diversity on bank behavior in uncertain economic times, when the behavior of the banking industry, which plays a central role in financing the economy, takes on heightened significance through the use of counter-cyclical and moderating measures.

Liquidity hoarding by banks is of particular importance during uncertain times. It can have “substantial and potentially very negative impacts on the overall economy and financial system” (Berger, Kim and Ma, 2022, p.2). Banks hoard liquidity in two ways. On the asset side, banks can increase their holdings of liquid assets such as cash and marketable securities. On the liability side, they can increase collection of liquid deposits or other liquid liabilities. Berger et al. (2022) assert that economic policy uncertainty (EPU) harms the economy by enhancing bank liquidity hoarding. Liquidity hoarding implies a drop in bank lending on the asset side and a tendency to favor highly liquid forms of financing on the liability side.

Berger et al. (2022) find evidence of a positive relationship between EPU and liquidity hoarding in their sample of US banks. They explain that banks hoard more liquidity when EPU is high in order to boost their holdings of liquid assets and share of liquid deposits in the case of liquidity shocks. They show that this behavior is not driven by bank customer supply and demand, but rather deliberate policy decisions at the bank level. They conclude that EPU can be detrimental to the economy through its effect on bank liquidity hoarding.

Our objective in this paper is to investigate whether executive board characteristics affect the relation between EPU and liquidity hoarding. As shown by Berger, Mata and Kim (2022), behavioral biases can affect liquidity hoarding, implying that the composition of the executive board might influence bank liquidity-hoarding behavior. Thus, we consider whether greater board gender diversity is likely to foster or diminish the adverse EPU effects through liquidity hoarding.

The first of our two competing arguments on the influence of board gender diversity says that a diverse board facing EPU is likely to increase liquidity hoarding. As greater board diversity generally implies a higher presence of women on bank boards, greater female representation should increase liquidity hoarding in response to higher EPU as women tend to be more risk-averse, i.e. in presence of higher uncertainty, women on bank boards favor the increase of liquid assets and liquid deposits in order to reduce threats associated with liquidity shocks. Uncertain times could even amplify the risk aversion of women if women board members place greater weight on the downside consequences of poor decisions in the face of financial hazards (Olsen and Cox, 2001). Indeed, the majority of works on the relation between the presence of women on bank boards and bank risk-taking corroborate this view (e.g., Mateos de Cabo et al., 2012; Dong et al., 2017; Farag and Mallin, 2017; Cardillo et al., 2021; Lu and Boateng, 2018).

Our competing argument states that board diversity tends to constrain liquidity hoarding urges during EPU episodes. Two mechanisms could deliver this result.

First, the literature suggests that greater board gender diversity enhances bank financial performance (García-Meca et al., 2015; Owen and Temesvary, 2018). The reasons for better performance may come from the broader spectrum of views and skills that comes with greater board diversity. For example, diverse management teams may consider a broader range of alternatives, be more open to new ideas (Bantel and Jackson, 1989; Arnaboldi et al., 2021), and possess greater cognitive variety that enhances performance (Adams and Ferreira, 2009). Thus, we expect that banks with higher board gender diversity tend to outperform other banks during uncertain times. They are less likely to overreact and to overweight the shares of liquid assets and liquid deposits in the balance sheet when EPU is higher, which results in greater bank performance.

Second, previous research has shown that greater board gender diversity is associated with higher accountability and transparency (Baselga-Pascual et al., 2018; Arnaboldi et al., 2021). Banks with more gender-diverse boards are less focused on hoarding liquidity in troubled times. As seen in the Global Financial Crisis of 2008–2009, banks with low transparency and accountability were largely concerned with liquidity shocks and funding difficulties. Thus, banks with more gender-diverse boards should be less affected by the impact of EPU on liquidity hoarding.

We test which of our two competing views empirically dominates on a sample of large Russian commercial banks during the period running from 2004 to 2018. The Russian dataset is particularly well suited to our research question for three reasons.

- **Women are strongly represented on the executive boards of Russian banks.** During our observation period, about 30% of executive board members are women. In contrast, only 7% of board seats of European banks (Mateos de Cabo et al., 2012) and 12.5% of board seats of US banks (Owen and Temesvary, 2018) were held by women in the same period. We can thus perform a thorough comparison among bank boards, which is not affected by the specific features of a handful of female board members.
- **The sample is large and homogenous.** It includes large government-controlled banks, foreign banks, and domestic private banks, i.e. not restricted to a single type of ownership status. We consider 149 banks, all performing commercial banking activities, within the same regulatory and supervisory environment, for the period 2004-2018. Such a long period of observation allows us not to restrict our findings to one specific year.
- **Russia provides an ideal natural laboratory.** The country is well suited to the study of EPU effects due to high volatility in policy uncertainty caused by geopolitical and other economic shocks.

Our main dependent variable is bank liquidity hoarding, which is a comprehensive measure of bank activities developed by Berger et al. (2022). It considers all balance sheet activities and weighs bank assets and liabilities according to their contribution to liquidity hoarding. We measure policy-related economic uncertainty with the Russian EPU index developed by Baker et al. (2016). It is a news-based measure of scaled frequency counts of newspaper articles containing economic- and policy-related terms in line with the recent works on EPU (Gulen and Ion, 2016; Berger et al., 2022). We perform regressions of liquidity hoarding on a set of variables including EPU and board gender diversity at the bank level.

By way of preview, the main finding of the paper is that liquidity hoarding is affected by the interplay between economic policy uncertainty and board gender diversity. We find that economic policy uncertainty increases liquidity hoarding, but this impact is reduced for banks with higher board gender diversity. This finding accords with the second view that board gender diversity favors stability and reduces overreaction in decision-making. Additionally, we find that the channel through which board gender diversity affects the impact of economic policy uncertainty on liquidity hoarding takes place via the hoarding of liquid assets. The findings are robust to the use of alternative measures for economic policy uncertainty and gender diversity.

Our paper contributes to two strands of the literature. First, we augment the vast literature on the effects of increased board gender diversity, including the influence on performance (Adams and Ferreira, 2009; Adams et al., 2011), corporate social responsibility (McGuinness et al., 2017), operational risks (Luo et al., 2018), and reactivity to implement changes (Adams and Funk, 2012). Few works have been specifically devoted to bank boards and have mostly investigated the impact of board gender diversity on risk-taking (e.g. Mateos de Cabo et al., 2012; Lu and Boateng, 2018) and financial performance (e.g. García-Meca et al., 2015; Farag and Mallin, 2017; Pathan and Faff, 2013). We extend this strand of research with the first study examining how board gender diversity can shape the liquidity hoarding behavior of banks in reaction to changes in EPU.

Second, we contribute to the emerging discussion on bank liquidity hoarding. Following the recent development of liquidity hoarding measures by Berger et al. (2022), a handful of papers identify several determinants of liquidity hoarding. Berger, Kim, and Ma (2022) investigate how managerial sentiment embedded in annual reports language influences liquidity hoarding, while Berger et al. (2022) concentrate on the impact of EPU. Both works employ US data. We extend this literature by including the role of board gender diversity and considering a different country.

The remainder of the paper is organized as follows. Section 2 describes the related literature. In Section 3, we describe the data and the methodology. Section 4 presents the results. Section 5 concludes.

2 Related literature

In this section, we provide a brief overview of studies relevant to our research question. We first present the literature devoted to board gender diversity and firm behavior, then turn to studies that examine the relation between board gender diversity and bank behavior.

2.1 Board gender diversity and firm behavior

A “glass ceiling” on the corporate promotion ladder in banks (Mateos de Cabo et al., 2012; Farag and Mallin, 2017) results when perceived attributes of good leaders such as aggressiveness tend to overlap more with stereotypical male attributes than stereotypical female attributes (Wang et al., 2018). Due to this “think manager-think male” bias, men have an advantage in obtaining lead-

ership positions and women have a higher probability of being passed over for top executive positions (Vial et al., 2016). Empirical evidence, however, suggests that women executives may be more conscientious in their director roles (e.g. Adams and Ferreira, 2009), and thus provide a positive influence on bank operations.

Previous research provides extensive evidence that board diversity influences firms' performance indicators in non-financial enterprises. For example, women on boards of directors are associated with improved monitoring function as information between the board and investors circulates more efficiently (Hillman et al., 2007; Adams and Ferreira, 2009). Female directors are found to be more stakeholder-oriented (Adams et al., 2011; Matsa and Miller, 2013; Liu et al., 2014) and less likely to pursue personal goals through mergers and acquisitions (Levi et al., 2014). Women are also associated with lower levels of debt as they can borrow from banks on better terms (Francis et al., 2013; Pandey et al., 2020). At the same time, women are associated with a lack of confidence that is required for a loan application which also can explain less eagerness to get interest-bearing sources of financing even in situations where financial institutions lack gender-related biases (Moro et al., 2017). Women on boards bring enhanced corporate social responsibility (McGuinness et al., 2017), tend to act more ethically (Swamy et al. 2001; Valentine and Rittenburg 2007; Luo et al., 2018), and may reduce the risk of securities litigation (Joo et al., 2021). Francoeur et al. (2008) find that firms with a high proportion of females in top management generate positive and significant abnormal returns when they operate in complex environments, while Garcia-Lara et al. (2017) show that more gender-diverse boards are much less likely to misreport in their accounting. As the result, firms with women in executive bodies experience lower operational risks than companies led by men executives (Luo et al., 2018).

Some potential benefits of having a more gender-diverse board can also be explained by the broad spectrum of views and skills that women bring to the board. Researchers note that diverse management teams tend to be more innovative, more open to new ideas, show greater willingness to consider a broad range of alternatives (Arnaboldi et al., 2021; Bantel and Jackson, 1989), and are quicker to implement changes (Adams and Funk, 2012). A heterogeneous team that consists of individuals with a breadth of experience possess greater cognitive variety that leads to better outcomes and management team performance (Adams and Ferreira, 2009).

2.2 Board gender diversity and bank behavior

Boards of directors in banks are different from boards of non-financial firms (Elyasiani and Zhang, 2015). Bank boards tend to be bigger and more independent than those in the non-financial sector (Andres et al., 2012). Bank board members are subject to strict duties, both fiduciary and under the law, that govern their accountability to shareholders, regulators, and banking supervisory authorities. They may also face greater liability risk than directors of non-financial companies (Adams and Ferreira, 2012) and play a key advisory role to managers regarding strategy identification and implementation (Andres and Vallelado, 2008).

The influence of executive and director gender on bank performance indicators likely lies in differences regarding risk-taking and tolerance (e.g. Palvia et al., 2020). The literature on gender diversity and behavioral differences suggests that women are more risk-averse than men in making financial decisions (e.g. Barber and Odean, 2001; Hibbert et al., 2018; Brooks et al., 2019), and that this risk aversion is more pronounced in the face of financial hazards, i.e. women board members tend to place greater weight on the downside of decisions (Olsen and Cox, 2001). As these gender-based differences in individuals' risk preferences affect decision-making in a professional setting, banks with more gender-diverse boards should have more cautious business strategies and greater aversion to risk.

Empirical contributions on the relationship between board gender diversity and bank risk-taking lack consensus. The majority of papers report a negative association between women on the board of directors and bank risk-taking (see e.g. Mateos de Cabo et al., 2012; Dong et al., 2017; Farag and Mallin, 2017; Lu and Boateng, 2018; Cardillo et al., 2021).

At the same time, a few authors find contradictory results regarding the relationship between gender diversity and risks in the banking industry. For example, Berger et al. (2014) find a positive association between the proportion of women on board and the portfolio risk of German banks. However, the authors note that the female participation in executive boards in their sample is very low (around 3%), which could explain the contradictory findings. More recently, Baselga-Pascual and Vähämaa (2021) examine the relationship between gender diversity in corporate boards and bank risk and performance in a sample of 91 Latin American banks. They find that banks with a higher proportion of female board members tend to be riskier *and* more profitable than banks led by their male counterparts. Abou-El-Sood (2021) analyze a sample of 195 US commercial banks during 2002–2018 and conclude that banks invest in more risky assets when female

board members are reward-incentivized. At the same time, the authors observe that female directors decrease investments in risky positions, especially at the time of financial crisis when they are aware of the penalties they might face.

Building on critical mass theory (Kanter, 1977), Owen and Temesvary (2018) argue that there is a U-shaped relationship between gender diversity on boards and various measures of bank performance. Using a sample of 90 US bank holding companies over 1999–2015, they show that female participation had a positive effect once a critical mass (gender diversity level between 20% and 40%) was achieved.

Using a Blau index of gender diversity, Fan et al. (2019) examine how women on boards influence bank earnings management. They find an inverted U-shaped relation between women on boards and bank earnings management. Specifically, they state that when the share of women on boards is marginal, banks are more likely to manipulate earnings. When the number of women directors reaches a critical mass of three or more, earnings management declines, confirming the presence of a stronger monitoring with women on boards.

Bank performance indicators may also improve in banks with more gender-diverse board. Women board members may help reduce information asymmetry, as well as improve the transparency, accountability, and ethical reputation of banks. Arnaboldi et al. (2021) ask whether gender-diverse boards might play a role in preventing misconduct episodes. Analyzing fines received by European banks from US regulators related to supervisory and governance mechanisms, they find that greater female representation significantly reduces the frequency of misconduct fines. Using a multi-country sample of banks, Baselga-Pascual et al. (2018) cite the relatively higher levels of risk aversion and ethicality of female directors as an explanation of the reduction of misconduct cases in the presence of greater gender diversity. Furthermore, Karavitis et al. (2021) show that firms with female directors have lower loan spreads, implying that women directors complement the screening and monitoring role of banks and thus reduce the cost of borrowing.

3 Data and methodology

3.1 Sample description

Our data sample consists of large commercial banks from the Russian banking sector. The banking system in Russia includes a large, but shrinking, number of banks. Out of approximately 1,300

active banks in 2004, only 440 were still operating in 2018. The Russian banking system is dominated by several large state-owned banks, but also includes a large number of domestic private banks and foreign banks. According to the Central Bank of Russia, the top ten banks, the largest of which are state-owned, controlled over 60% of the market at the end of 2018. Nevertheless, the remaining banks still operate in a competitive environment and most pursue similar business strategies. Banks are the main source of debt capital in Russia, while the primary funding source for banks in Russia is customer deposits.

Given the large number of bank foreclosures and mergers in Russia, we construct the dataset around banks that have been ranked at least once during our sample period among the top hundred banks based on total assets. As there is no publicly available database of Russian bank executives, we manually extract bank-level governance characteristics from quarterly and annual reports of banks meeting our sample criterion. As these reports contain detailed information on the people involved in bank governance, we collect information on age, gender, nationality, and experience of each member of the executive board, including CEOs. In cases where reports lack complete board member descriptions, we attempt to augment missing information from publicly available web sources. We exclude those banks where governance or financial disclosures are incomplete and required information is otherwise unavailable. Our governance measures are annual, so we also check for changes in executive boards during a given year to ensure that we have complete records on individuals occupying their board position longest during that year. The final sample consists of an unbalanced panel of 1,482 bank-year observations for 149 banks from 2004 to 2018. The sample banks account for over 90% of the banking sector's total assets.

Since our dataset is the first comprehensive collection of governance characteristics of Russian banks, we present the evolution of an average executive board in Panel A of Table 1. During our 15-year observation period, the average executive board size decreases from around seven to six members, the age of the average board member rises and they tend to enjoy significantly longer tenures. Women occupied almost a third of board seats in 2010, but this number declines slightly in later years. Nevertheless, these figures indicate that women are better represented on bank executive boards in Russia than in most countries. For example, in Germany, women take only about 3% of executive board seats (see e.g. Berger et al., 2014), implying a tenfold difference with Russian banks. Such a distinct characteristic of the Russian banking market enables powerful empirical tests of the relationship between gender diversity in executive boards and bank liquidity hoarding.

Table 1.
Executive board characteristics and bank liquidity hoarding measures

This table provides the evolution of all characteristics of executive board composition and classification of balance sheet items based on liquidity.

Panel A. Evolution of executive board composition

	2004	2006	2008	2010	2012	2014	2016	2018
Board size	7.13	7.08	7.29	6.87	6.72	6.79	6.47	6.39
Board age	42.32	42.46	43.28	44.32	44.87	45.57	46.43	47.48
Board gender (% female)	31.43	30.27	30.48	32.78	31.53	31.45	28.72	29.94
Blau index	0.34	0.33	0.33	0.35	0.34	0.34	0.33	0.34
Board tenure	3.31	3.84	4.33	4.88	5.06	5.71	5.43	5.72
CEO gender (% female)	10.28	8.49	11.29	9.52	11.38	12.50	15.31	16.22
CEO nationality (% foreign)	3.74	5.66	4.03	4.76	4.07	5.36	4.08	5.41
CEO age	43.89	43.78	44.62	44.82	45.74	46.15	47.41	49.24
CEO tenure	4.01	4.26	4.90	4.63	4.52	5.20	4.13	5.39

Panel B. Classification of balance sheet items based on liquidity

Liquid assets (+1/2 weight)	Illiquid assets (-1/2 weight)	Liquid liabilities (+1/2 weight)
Cash and cash equivalents	Corporate loans and lease financing	Demand deposits
Correspondent accounts with other banks	Other assets	Settlement accounts of non-financial sector
Investments in all securities		Accounts of other banks

During our sample period, the number of banks with women CEOs increased from about 10% to over 16%, a level relatively high compared to most banking markets. Bank chief executives also tend to get older and have longer tenures later in the sample period.

3.2 Liquidity hoarding and economic policy uncertainty measures

Our main dependent variable is *bank liquidity hoarding*, a comprehensive measure of bank activities developed by Berger et al. (2022). The key advantage of this measure is that it takes into account all balance sheet activities and weighs bank assets and liabilities according to their contribution to liquidity hoarding. The total liquidity hoarding (LH) is therefore equal to:

$$\begin{aligned} \text{Total LH} = \text{LH}(\text{assets}) + \text{LH}(\text{liabilities}) &= \frac{1}{2} \text{ liquid assets} - \frac{1}{2} \text{ illiquid assets} \\ &+ \frac{1}{2} \text{ liquid liabilities} \end{aligned} \quad (1)$$

From the assets side, $\text{LH}(\text{assets})$, balance sheet items such as cash and securities receive a positive weight of +1/2 as banks hoard liquidity by holding this type of liquid assets. In contrast, when banks issue corporate loans, they hoard less liquidity. Therefore, illiquid assets enter with a negative weight of -1/2. The weights are assigned based on the logic that when a bank decides to increase its liquid assets (such as securities) by reducing illiquid assets (such as loans), it hoards liquidity of the same amount. In the same manner, from the liabilities side, banks can increase their liquid funds by taking, for instance, more demand deposits, which are liquid liabilities. As short-term liquid liabilities are typically used for financing short-term liquid assets, they receive a positive weight of +1/2 in the total bank liquidity hoarding measure.

We access detailed banks' financial statements from the Central Bank of Russia website, classifying all balance sheet items as either liquid and illiquid assets and liabilities and taking into account Russia-specific factors. These factors, for example, permit us to exclude off-balance-sheet activities of Russian banks as they are impartially low in amounts especially in the earlier period of our sample. A detailed description of balance sheet items classification in terms of their liquidity is provided in Panel B of Table 1. Following Berger et al. (2022), we normalize the total liquidity hoarding measure and its components by total assets for better comparability across banks.

Table 2 reports descriptive statistics for the normalized total bank liquidity hoarding as well as for its components on both the asset and liability sides. The mean value of the total LH/TA is 0.041, suggesting that an average bank in our sample was hoarding liquidity of about 4% of its total assets during the sample period. Nevertheless, we notice a large variation in total liquidity hoarding, which ranges from -0.26 to over 0.5.

Table 2.
Summary statistics

This table provides the descriptive statistics of all variables used in the estimations.

	N	Mean	SD	Min	p50	Max
<i><u>Liquidity hoarding measures</u></i>						
Total LH/TA	1,482	0.041	0.127	-0.260	0.040	0.502
Asset-side LH/TA	1,482	-0.095	0.115	-0.370	-0.104	0.434
Liability-side LH/TA	1,482	0.136	0.065	0.004	0.130	0.377
Liquid assets/TA	1,482	0.250	0.121	0.008	0.237	0.921
Illiquid assets/TA	1,482	0.441	0.174	0.016	0.464	0.844
Liquid liabilities/TA	1,482	0.272	0.130	0.007	0.260	0.754
<i><u>Executive board characteristics</u></i>						
Ln (N females)	1,482	0.985	0.501	0.000	1.099	2.639
% female	1,482	0.304	0.207	0.000	0.273	1.000
Blau index	1,482	0.337	0.156	0.000	0.375	0.500
Shannon index	1,482	0.498	0.214	0.000	0.562	0.693
Ln (board size)	1,482	1.857	0.414	0.000	1.946	3.135
Ln (board age)	1,482	3.794	0.099	3.507	3.795	4.104
Ln (board tenure)	1,482	1.667	0.507	0.000	1.701	2.970
Female CEO (1/0)	1,482	0.116	0.320	0.000	0.000	1.000
Foreign CEO (1/0)	1,482	0.043	0.202	0.000	0.000	1.000
Ln (CEO age)	1,482	3.808	0.177	3.401	3.784	4.543
Ln (CEO tenure)	1,482	1.429	0.854	0.000	1.386	3.332
<i><u>EPU and economic expectations</u></i>						
Ln (EPU)	1,482	4.939	0.326	4.485	4.947	5.450
Consumers expectations of economic situation (EES) (1/0)	1,482	0.620	0.486	0.000	1.000	1.000
<i><u>Bank-level variables</u></i>						
Ln (Total assets)	1,604	17.836	1.726	10.856	17.771	23.971
Capital ratio	1,604	0.127	0.068	-0.081	0.109	0.541
NPL/loans	1,604	0.054	0.079	0.000	0.030	0.773
ROA	1,604	0.012	0.020	-0.128	0.011	0.101

To measure policy-related economic uncertainty, we rely on the Russian economic policy uncertainty (*EPU*) index developed by Baker, Bloom, and Davis (2016).¹ This news-based measure of

¹ http://www.policyuncertainty.com/russia_monthly.html

scaled frequency counts of newspaper articles contains economic and policy-related terms. The textual analysis is performed on news articles from Russia's largest daily newspaper *Kommersant*, the Russian analog of the UK's *Financial Times*. The EPU index is constructed on a monthly basis. In a manner similar to that of Berger et al. (2022), we convert to annual frequency by taking the natural logarithm of the arithmetic average over the twelve-month period ($\ln(EPU)$). The descriptive statistics for the economic policy uncertainty measure in Table 2 show that $\ln(EPU)$ has a mean (median) of 4.939 (4.947) and ranges from 4.485 to 5.45, implying relatively high dispersion in the level of EPU in Russia over time. As an element of comparison, we can observe that economic policy uncertainty is slightly higher than in the US according to Berger et al. (2022) since in their work the mean is 4.642.

3.3 Gender diversity measures

To measure board gender diversity, we rely on indicators employed in the previous literature (e.g. Owen and Temesvary, 2018). Our main gender diversity indicator is the Blau Index (Blau, 1977), which is measured as $1 - \sum_{i=1}^n P_i^2$, where P is the percentage of board members of each gender and n is the total number of board members. The index takes values from 0 to 0.5 indicating the variation in gender diversity from a non-diverse to a perfect 50/50 diversity. Unlike general measures of the number or the percentage of women on board, the Blau index captures the genuine gender diversity since boards consisting of 100% of only one gender would receive zero value in the index regardless of whether it consists solely of men or women.

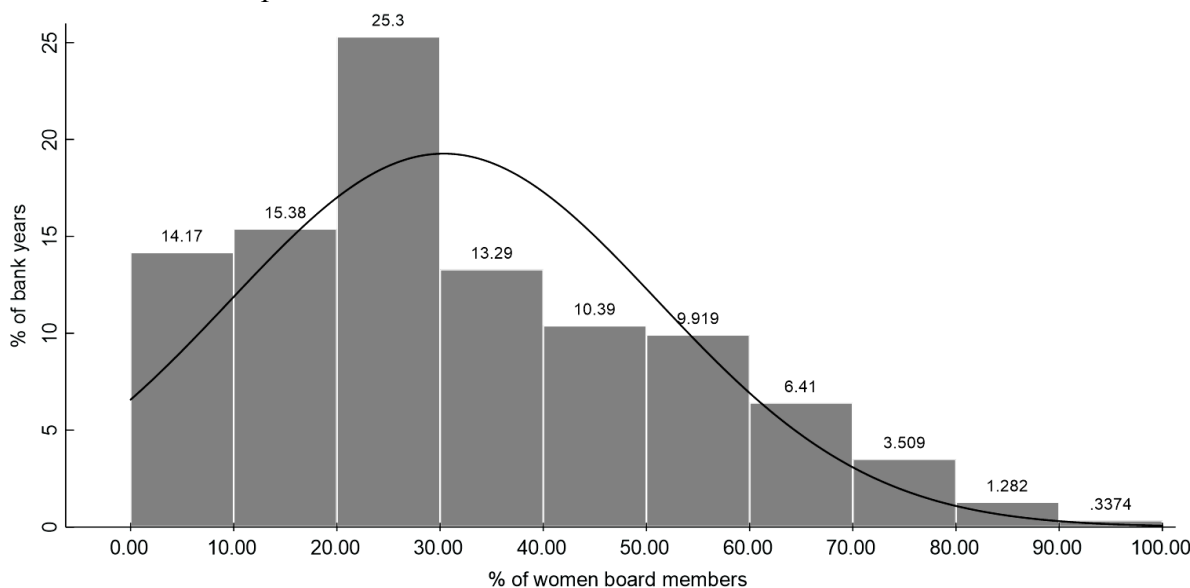
We also employ the Shannon index (Shannon, 1948) as an alternative indicator of gender diversity. It is calculated like the Blau index, but consists of a logarithmic measure of diversity that makes it more sensitive to differences in the gender composition of boards. More formally, the Shannon index ranges from 0 to 0.693 and is measured as $-\sum_{i=1}^n P_i \ln(P)_i$, where P is also the percentage of board members of each gender.

Table 2 reports descriptive statistics for our gender diversity measures along with other executive board composition characteristics and bank-specific control variables used in the analysis. The statistics show a large heterogeneity across banks in terms of executive board composition and gender diversity. The percentage of women on boards ranges from 0% to 100%, while the mean Blau index is about 0.34, implying that on average about a third of executive board members are women.

Figure 1.
Gender diversity on bank executive boards

The figure shows the representation of women on bank executive boards of sample banks. Panel A shows the percentage of women on boards. The Blau gender diversity index is illustrated in Panel B.

Panel A. Women’s representation on boards



Panel B. Blau gender diversity index

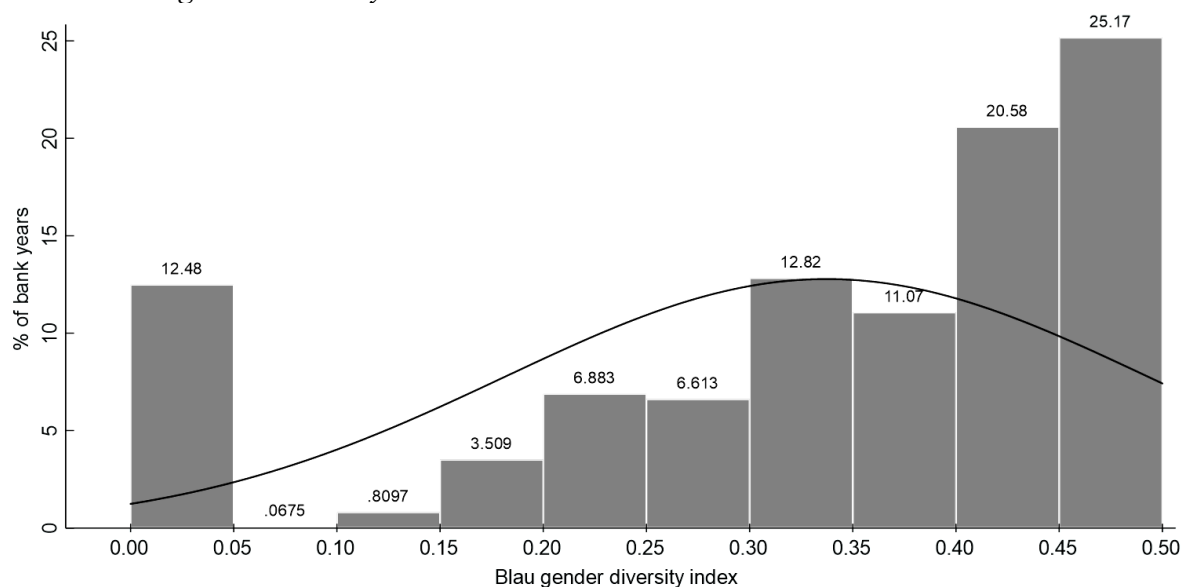


Figure 1 illustrates gender diversity on executive boards of our sample banks. Panel A shows the percentage of female board members, which indicates that women represent about 20–30% of board members in about a quarter of our sample. About 14% of banks are composed of less than 10% female board members, while boards with over 50% of women constitute about a fifth of sample

banks. Such distribution suggests that Russian banks have on average a higher representation of women on boards than in most countries. Kara et al. (2022) find that the board representation of women during the Covid-19 pandemic amounted to about 23% for the US and just over 30% for European banks.

A similar histogram but for the Blau gender diversity index is presented in Panel B. We observe that about 25% of sample banks have relatively well-diversified gender-wise executive boards. However, we note that gender diversity of bank executive boards in more than 12% of observations approaches zero. Overall, Figure 1 illustrates that our sample of Russian banks is very heterogeneous in terms of board gender diversity.

3.4 Methodology

We test the effect of executive board composition on bank liquidity hoarding with two-way fixed panel regressions and estimate different specifications of the following model:

$$\begin{aligned} (LH/TA)_{i,t} = & \alpha_i + \beta Board\ Gender\ Diversity_{i,t} + \gamma Board\ Characteristics_{i,t} + \\ & \theta CEO\ Characteristics_{i,t} + \varphi Bank\ Characteristics_{i,t-1} + \omega_i + \tau_t + \epsilon_{i,t} \end{aligned} \quad (2)$$

where i and t indicate a bank and a year. The main dependent variable, LH/TA , is either the total bank liquidity hoarding measure or one of its components, asset- or liability-side liquidity hoarding, normalized by gross total assets.

We use several alternative measures for *Board Gender Diversity*. Following Fan et al. (2019), we take the natural logarithm of the number of women ($Ln(N\ females)$) on board. As an alternative measure and in line with e.g. Adams and Ferreira (2009), we also consider the fraction of the executive board represented by women ($\% females$). Given the previously observed non-linear effect of board gender diversity (see e.g. Fan et al., 2019), we also include squared terms of the number of women and percentage of women on boards. Finally, to assess the executive board gender diversity, we follow the earlier literature (see e.g. Owen and Temesvary, 2018) and compute the Blau Index (*Blau index*) in the main estimations and the Shannon Index (*Shannon index*) in robustness checks. We also assess the role of other board composition characteristics (*Board Characteristics*) and include the natural logarithms of the executive board size, average age, and tenure. To isolate the potential effect of Chief Executive Officers – *CEO Characteristics* – on bank liquidity hoarding, in some regression specifications we separately include controls for CEOs' gender, nationality, the natural logarithm of age and tenure.

We control for several bank-specific characteristics, *Bank Characteristics*, which are lagged by one year to avoid any simultaneity problems. Following the prior literature (see e.g. Berger et al., 2022), we control for bank size (natural logarithm of bank total assets) and capital ratio (equity-to-assets ratio). In addition, we include the ratio of nonperforming loans-to-total loans and return on assets (net income-to-total assets ratio) in order to control for bank risk and profitability. To control for unobserved time-invariant heterogeneity across banks and reduce potential biases related to omitted variables, we include bank-fixed effects (ω_i). Any remaining time-varying factors that may systematically affect bank liquidity hoarding should be captured by year-fixed effects (τ_t).

To examine the role of executive board composition and bank liquidity hoarding during episodes of high economic uncertainty, we estimate regressions of the following form:

$$\begin{aligned} (LH/TA)_{i,t} = & \alpha_i + \beta Board\ Gender\ Diversity_{i,t} + \mu EPU_t + \\ & \rho(Board\ Gender\ Diversity \times EPU)_{i,t} + \gamma Board\ Characteristics_{i,t} + \\ & \theta CEO\ Characteristics_{i,t} + \varphi Bank\ Characteristics_{i,t-1} + \omega_i + \epsilon_{i,t} \end{aligned} \quad (3)$$

where *EPU* is the natural logarithm of the EPU news-based index (Baker et al., 2016) and (*Board Gender Diversity* \times *EPU*) is the interaction term of the EPU index and board gender diversity measures. The rest of the board composition measures and control variables is the same as in the above specifications. In these models, we include bank-fixed effects but not time-fixed effects as the EPU index is significantly correlated with year dummy variables.² Finally, in some specifications we also include proxies for general economic development. Namely, we include an economic recession dummy variable to account for the occurrence of economic downturns in the results. In alternative specifications, we also use a more general measure of economic development – GDP growth. These estimations yield virtually the same results as with the economic recession dummy variable and therefore are not reported for the sake of brevity.

We acknowledge the potential endogeneity concerns with these estimations. To address omitted variables bias, we saturate our regressions with extensive controls at the bank, the CEO, the board level, and bank fixed effects in all estimations. Reverse causality concerns, in turn, are reduced through our framework design. First, liquidity hoarding is unlikely to affect board gender diversity. Second, liquidity hoarding could affect economic policy uncertainty. However, liquidity

² For the sake of robustness, we also re-estimate these models with time-fixed effects included. This inclusion does not qualitatively affect our main results and hence we do not report these estimates.

hoarding occurs at the bank level, while economic policy uncertainty is a national-level issue. The vast majority of Russian banks are small, which reduces the potential effect of average changes in liquidity hoarding among banks on economic policy uncertainty.

4 Results

4.1 The influence of board gender diversity on liquidity hoarding

We start our analysis by investigating the influence of board gender diversity on liquidity hoarding. Table 3 reports the results. We consider five different specifications, based on the variables for gender diversity and the set of control variables, to test the sensitivity of our results. The first and third specifications include the number of women on the board ($\ln(N\ female)$) and its squared term. The second and fourth specifications include the percentage of women on the board ($\% female$) and its squared term. The first and second specifications exclude CEO-specific variables while the third and fourth specifications include these variables. Finally, the fifth specification uses the Blau index to measure gender diversity.

We find evidence for a reverse U-shape relation between gender diversity and liquidity hoarding. In the four first specifications, the linear term is significantly positive and the squared term is significantly negative. These results mean that the greater presence of women on boards favors liquidity hoarding up to a certain value, above which the greater presence of women on boards disfavors liquidity hoarding. In order to evaluate the relation between board gender diversity and liquidity hoarding, we calculate the maximum of the quadratic function for the fourth specification (with $\% female$ and CEO-specific variables) and compare it with the distribution of data. The maximum equals to 41.8%. Since the maximum value for $\% females$ is 100% and the median value is 27.3% (the mean value is 30.4%), we observe the nonlinear relation with the values of the sample. The maximum value of 41.8% for the percentage of women on the board also provides support for the influence of gender diversity on liquidity hoarding. The final specification with the Blau index confirms the influence of board gender diversity on liquidity hoarding – it is significant and positive. These results provide support for the fact that the presence of women on bank boards tends to increase liquidity hoarding up to a certain threshold.

Table 3.
Board gender diversity and bank liquidity hoarding

This table presents the results of fixed-effects regressions examining the relation between board gender diversity and liquidity hoarding. Standard errors are in parentheses. *, **, and *** indicate statistical significance at the 10%, 5%, and 1% level, respectively.

	Total LH/TA				
	(1)	(2)	(3)	(4)	(5)
Ln (N female)	0.062*** (0.022)		0.072*** (0.022)		
Ln (N female) ²	-0.031** (0.013)		-0.035*** (0.013)		
% female		0.108* (0.063)		0.123** (0.062)	
% female ²		-0.134 (0.087)		-0.147* (0.088)	
Blau index					0.056* (0.030)
Board size	-0.021 (0.015)	-0.023* (0.013)	-0.019 (0.016)	-0.021 (0.013)	-0.020 (0.013)
Board age	-0.022 (0.076)	-0.023 (0.077)	-0.088 (0.082)	-0.086 (0.083)	-0.092 (0.083)
Board tenure	-0.000 (0.012)	-0.000 (0.012)	0.008 (0.013)	0.009 (0.013)	0.008 (0.014)
Female CEO			-0.021 (0.020)	-0.018 (0.021)	-0.021 (0.020)
Foreign CEO			0.021 (0.015)	0.024 (0.016)	0.022 (0.016)
CEO age			0.097** (0.041)	0.089** (0.041)	0.088** (0.041)
CEO tenure			-0.012* (0.006)	-0.012* (0.006)	-0.011* (0.006)
Bank size	-0.010 (0.012)	-0.010 (0.012)	-0.010 (0.012)	-0.010 (0.012)	-0.009 (0.012)
Capital ratio	-0.005 (0.094)	0.007 (0.097)	0.010 (0.094)	0.014 (0.096)	0.013 (0.096)
NPL/TL	0.043 (0.080)	0.049 (0.080)	0.047 (0.080)	0.052 (0.080)	0.051 (0.081)
ROA	0.227 (0.163)	0.222 (0.165)	0.189 (0.162)	0.187 (0.165)	0.184 (0.165)
Constant	0.326 (0.391)	0.340 (0.393)	0.215 (0.387)	0.247 (0.388)	0.260 (0.389)
No. of obs.	1,482	1,482	1,482	1,482	1,482
No. of banks	149	149	149	149	149
Adjusted R-squared	0.064	0.060	0.079	0.073	0.073
Bank FE	Yes	Yes	Yes	Yes	Yes
Time FE	Yes	Yes	Yes	Yes	Yes

In analyzing other explanatory variables, we note that most control variables are not significant. Bank-specific and board-specific variables are not significant. Among CEO-specific variables, two exert a significant influence on liquidity hoarding: *CEO age* is significantly positive and *CEO tenure* is significantly negative in all specifications. In other words, older CEOs and CEOs with longer tenure tend to hoard more liquidity.

4.2 The effect of board gender diversity on the relation of EPU and liquidity hoarding

We now turn to the key question of the paper: the influence of board gender diversity on the relation between economic policy uncertainty and liquidity hoarding. As discussed in section 3.3, we use the Blau index as the key indicator for gender diversity.

Table 4 reports these estimations. We perform several tests. The first model considers only *EPU* and bank-level controls. The second model adds the Blau index and board-specific variables. The third model includes also CEO-specific variables. The fourth model adds the interaction term between *EPU* and *Blau index*. Finally, the fifth model adds a dummy variable for recession years (2008, 2009, 2014, 2015) to take into account the occurrence of a recession in the results.

Several findings emerge. First, we observe that board gender diversity is associated with higher liquidity hoarding. *Blau index* has a significantly positive coefficient in all estimations. It corroborates our previous findings about the positive relation between gender diversity on the board and liquidity hoarding.

Second, we find that economic policy uncertainty exerts a non-significant impact on liquidity hoarding in the specifications including only *EPU* without any interaction term (columns (1) to (3)). This finding is of interest as it does not corroborate the conclusion of Berger et al. (2022) based on US data of a positive relation between economic policy uncertainty and liquidity hoarding.

Table 4.
Board gender diversity, economic policy uncertainty, and bank liquidity hoarding

This table presents the results of fixed-effects regressions examining the relation between economic policy uncertainty, board gender diversity and liquidity hoarding. Standard errors are in parentheses. *, **, and *** indicate statistical significance at the 10%, 5%, and 1% level, respectively.

	Total LH/TA				
	(1)	(2)	(3)	(4)	(5)
EPU	0.005 (0.020)	0.004 (0.020)	0.001 (0.019)	0.054* (0.032)	0.063* (0.033)
Blau index		0.054* (0.032)	0.063** (0.031)	0.819** (0.354)	0.814** (0.357)
EPU × Blau index				- 0.153** (0.070)	-0.152** (0.071)
Board size		-0.022* (0.013)	-0.021 (0.013)	-0.019 (0.013)	-0.019 (0.013)
Board age		-0.021 (0.074)	-0.080 (0.082)	-0.083 (0.082)	-0.089 (0.081)
Board tenure		0.001 (0.012)	0.009 (0.014)	0.010 (0.014)	0.008 (0.014)
Female CEO			-0.026 (0.020)	-0.025 (0.020)	-0.022 (0.020)
Foreign CEO			0.026 (0.017)	0.027* (0.016)	0.026* (0.015)
CEO age			0.088** (0.042)	0.087** (0.042)	0.083** (0.041)
CEO tenure			-0.011* (0.006)	-0.011* (0.006)	-0.010 (0.006)
Bank size	-0.011 (0.009)	-0.011 (0.009)	-0.012 (0.008)	-0.013 (0.008)	-0.012 (0.008)
Capital ratio	0.054 (0.098)	0.045 (0.100)	0.056 (0.098)	0.052 (0.099)	0.037 (0.096)
NPL/TL	0.142* (0.078)	0.131* (0.077)	0.132* (0.078)	0.131* (0.078)	0.073 (0.079)
ROA	0.175 (0.178)	0.213 (0.183)	0.171 (0.179)	0.168 (0.180)	0.158 (0.169)
Recession (2008-09, 2014-15)					- 0.028*** (0.004)
Constant	0.202 (0.124)	0.297 (0.296)	0.211 (0.291)	-0.023 (0.294)	-0.019 (0.290)
No. of obs.	1,482	1,482	1,482	1,482	1,482
No. of banks	149	149	149	149	149
Adjusted R-squared	0.018	0.024	0.039	0.046	0.068
Bank FE	Yes	Yes	Yes	Yes	Yes

Third, we find that the inclusion of board gender diversity exerts an influence on the relation between economic policy uncertainty and liquidity hoarding. The coefficient of $EPU \times Blau\ index$ is significantly negative while the coefficient of EPU is significantly positive in both specifications including the interaction term. In other words, the non-significant impact of EPU when considered alone in the estimations is misleading: it hides the result that the effect of EPU is conditional to board gender diversity. This result helps reconcile our findings with those of Berger et al. (2022) for US banks. In the case of US banks, board gender diversity is lower than in Russian banks. As a consequence, our result that economic policy uncertainty increases liquidity hoarding only up to a certain value of board gender diversity accords with the finding that economic policy uncertainty enhances liquidity hoarding.

Thus, this finding supports our hypothesis that greater board gender diversity reduces the impact of economic policy uncertainty on liquidity hoarding. We explain this conclusion by the influence of board gender diversity on the stability and overreaction in decision-making. The greater cognitive variety of a more diverse board bolsters bank performance. It can thus contribute to the outperformance of banks during uncertain times by avoiding overreaction that hampers performance. Diverse boards possess higher accountability and transparency (Baselga-Pascual et al., 2018; Arnaboldi et al., 2021), thereby reducing the need to hoard liquidity in troubled times.

This result is illustrated in Figure 2, which plots the EPU index and liquidity hoarding of banks with high (75th percentile of the Blau index) and low (25th percentile of the Blau index) levels of board gender diversity over time.

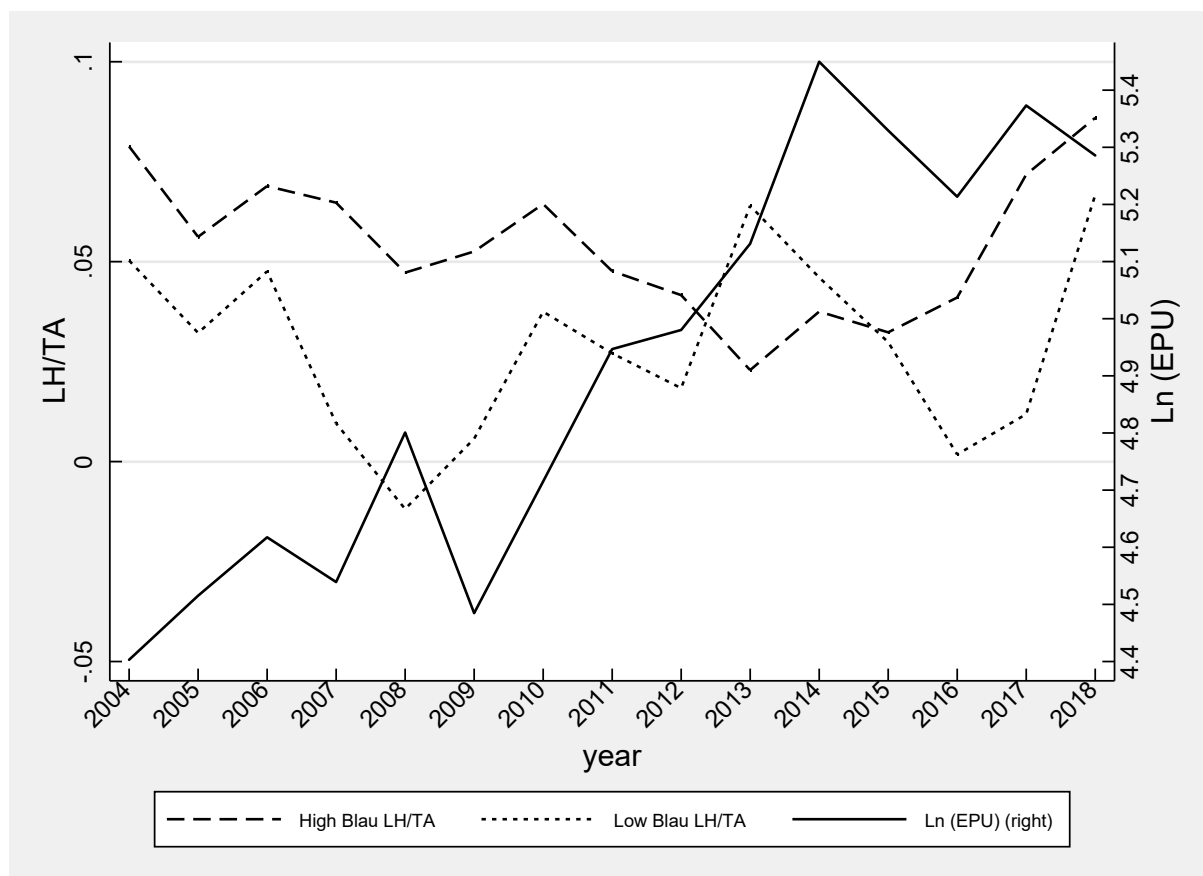
Our key finding here that board gender diversity *reduces* the influence of economic policy uncertainty on bank liquidity hoarding raises a new question: Can the effect of board gender diversity rise high enough to turn the positive effect of EPU into a negative one? To this end, we compute the value of board gender diversity above which the positive effect of EPU becomes a negative one.

The total effect of EPU on liquidity hoarding is the sum of the coefficient for EPU and the coefficient for the interaction term $EPU \times Blau\ index$ multiplied by the value of $Blau\ index$. If we consider the estimation (5) with all variables, the computation of the threshold for the Blau index leads to a value of 41.4%. This value is above the median of the Blau index for the sample (37.5%) and is lower than the maximal value (50%).

We can thus conclude that the sign of the overall effect of EPU on liquidity hoarding is conditional to the level of board gender diversity. Economic policy uncertainty increases liquidity hoarding when diversity is low, but exerts a negative impact when diversity is high.

Figure 2.
EPU, board gender diversity, and bank liquidity hoarding

The figure plots the development of the EPU index and liquidity hoarding to total assets ratio of banks with high and low levels of the board gender diversity. Banks with high board gender diversity are those with the Blau index in the top, 75th percentile of distribution (Blau index ≥ 0.48). Banks in the bottom, 25th percentile (Blau index below or equal to 0.27), are classified as banks with low board gender diversity.



In the context of the Russian banking industry where gender diversity tends to be fairly high by international standards, we note evidence of banks for which increased economic policy uncertainty tends to reduce liquidity hoarding.

In analyzing other explanatory variables, we note again that older CEOs tend to hoard liquidity, while CEOs with longer tenures tend to hoard less liquidity. We further note a significantly positive coefficient for the non-performing loans ratio. This can be explained by the fact that a greater share of bad loans in the portfolio of loans leads the bank to reduce its lending, thereby increasing its liquidity hoarding.

4.3 Components of liquidity hoarding

As explained, liquidity hoarding is a broad measure that takes into account liquidity hoarded on both the asset side and liability side. We dig deeper into our finding on the influence of board gender diversity on the relation between economic policy uncertainty and liquidity hoarding by examining which component of liquidity hoarding is affected.

Table 5 gives the asset-side and liability-side results for liquidity hoarding, as well as the ratios of liquid assets to total assets, illiquid assets to total assets, and liquid liabilities to total assets.

First, the estimations considering separately the asset-side and the liability-side of liquidity hoarding provide information about which side of the balance sheet of the bank is influenced by the degree of board gender diversity. We find evidence that the influence of board gender diversity occurs on the asset-side of liquidity hoarding. EPU is significantly positive and $EPU \times Blau\ index$ is significantly negative only when explaining the asset side of liquidity hoarding. They are not significant when explaining the liability side of liquidity hoarding.

Second, the estimations considering the ratios of balance sheet items bring us additional information about the components of the balance sheet which are affected. The absence of a significant coefficient for $EPU \times Blau\ index$ confirms the lack of effect on the liability side for liquidity hoarding. However, the effect of board gender diversity acts through liquid assets, not illiquid assets. Thus, the coefficient of $EPU \times Blau\ index$ is significantly negative when explaining the ratio of liquid assets to total assets, but not significant when explaining the ratio of illiquid assets to total assets.

In other words, greater board gender diversity reduces the impact of economic policy uncertainty on liquid assets, but does not influence the effect of economic policy uncertainty on illiquid assets. These findings mean that greater board gender diversity affects the hoarding behavior of banks through liquid assets such as holding cash or marketable securities. It does not affect liquidity hoarding through illiquid assets such as the granting of loans.

In a nutshell, the key channel through which board gender diversity affects the impact of economic policy uncertainty on liquidity hoarding takes place via the hoarding of liquid assets. More diverse boards increase less their hoarding of liquid assets in presence of greater economic policy uncertainty.

Table 5.
Components of liquidity hoarding

This table presents the results of fixed-effects regressions examining the relation between economic policy uncertainty, board gender diversity and liquidity hoarding. Standard errors are in parentheses. *, **, and *** indicate statistical significance at the 10%, 5%, and 1% level, respectively.

	Asset side LH	Liability side LH	Liquid assets/TA	Illiquid assets/TA	Liquid lia- bilities/TA
	(1)	(2)	(3)	(4)	(5)
EPU	0.066** (0.029)	-0.012 (0.015)	0.053 (0.032)	-0.079** (0.035)	-0.023 (0.030)
Blau index	0.671** (0.300)	0.148 (0.181)	0.759*** (0.288)	-0.582 (0.390)	0.296 (0.361)
EPU × Blau index	-0.122** (0.060)	-0.030 (0.036)	-0.139** (0.059)	0.105 (0.077)	-0.061 (0.072)
Board size	-0.026** (0.011)	0.007 (0.007)	-0.001 (0.015)	0.050*** (0.014)	0.014 (0.015)
Board age	-0.074 (0.080)	-0.008 (0.035)	-0.035 (0.055)	0.114 (0.129)	-0.017 (0.070)
Board tenure	0.012 (0.012)	-0.002 (0.007)	0.010 (0.013)	-0.013 (0.015)	-0.004 (0.014)
Female CEO	-0.016 (0.020)	-0.009 (0.009)	-0.008 (0.023)	0.024 (0.022)	-0.018 (0.018)
Foreign CEO	0.022** (0.009)	0.005 (0.012)	0.010 (0.012)	-0.035** (0.014)	0.010 (0.024)
CEO age	0.082** (0.041)	0.006 (0.018)	0.080** (0.034)	-0.083 (0.060)	0.011 (0.037)
CEO tenure	-0.013** (0.006)	0.002 (0.003)	-0.009 (0.005)	0.018* (0.009)	0.003 (0.005)
Bank size	0.004 (0.007)	-0.016*** (0.003)	-0.004 (0.011)	-0.012 (0.009)	-0.033*** (0.007)
Capital ratio	0.046 (0.083)	0.006 (0.058)	0.125 (0.102)	0.033 (0.107)	0.012 (0.115)
NPL/TL	0.242*** (0.073)	-0.111*** (0.024)	0.167* (0.087)	0.318*** (0.085)	-0.222*** (0.047)
ROA	0.070 (0.180)	0.098 (0.073)	0.123 (0.199)	-0.018 (0.244)	0.195 (0.147)
Constant	-0.510** (0.254)	0.487*** (0.143)	-0.155 (0.263)	0.865** (0.351)	0.974*** (0.287)
No. of obs.	1,482	1,482	1,482	1,482	1,482
No. of banks	149	149	149	149	149
Adjusted R-squared	0.121	0.296	0.036	0.177	0.296
Bank FE	Yes	Yes	Yes	Yes	Yes

4.4 Robustness tests

We perform several robustness checks to test the sensitivity of our results. First, we use two alternative measures for economic policy uncertainty: (i) an index of consumer expectations about the economy, and (ii) the economic sanctions regime imposed on the Russian banking sector in 2014.

The index of consumer expectations is calculated by Russia's Federal State Statistics Service (Rosstat) based on surveys of 5,000 people about their expectations regarding short-term (within a year) economic changes in Russia. As the index is updated quarterly, we annualize the index by taking the arithmetic average over the four quarters of a year. We transform the index into a dummy variable, which takes the value of one in case of negative expectations and zero in opposite instances (*EES*).

Many countries imposed restrictive measures on Russia after its actions in Ukraine and the illicit annexation of Crimea in 2014. The resulting sanctions regime barred Russia's largest Russian banks from access to longer-term financing from the European and US financial markets. Although only eight banks were directly sanctioned in 2014, these measures had a drastic effect on Russia's banking sector as a whole, forcing even non-sanctioned banks to alter their behavior (e.g. Mamonov et al., 2021). Therefore, we consider the sanctions regime as the period of increased economic uncertainty and include a dummy variable (*Post sanctions*) that takes a value of one during 2014–2018. Since the behavior of the directly sanctioned banks may be biased because of the state intervention and direct capital support of these banks, we exclude observations of banks targeted by imposed sanctions after 2014 from this part of the analysis.

We redo the estimations in Table 6. In columns (1)-(3), we consider the consumers' expectations index, while the sanctions regime is taken into account in columns (4)-(6). We consider the specification with all control variables and test alternatively the asset-side effects of liquidity hoarding and the liability-side effects of liquidity hoarding. We find confirmation of our key results with both of our alternative measures of economic policy uncertainty. On the one hand, economic policy uncertainty exerts a positive impact on liquidity hoarding which is reduced in presence of greater board gender diversity. On the other hand, this finding only stands for the asset-side effects of liquidity hoarding.

Table 6.
Alternative measure of economic policy uncertainty

This table presents the results of fixed-effects regressions examining the relation between economic policy uncertainty, board gender diversity and liquidity hoarding. Standard errors are in parentheses. *, **, and *** indicate statistical significance at the 10%, 5%, and 1% level, respectively.

	Total LH	Asset side LH	Liability side LH	Total LH	Asset side LH	Liability side LH
	(1)	(2)	(3)	(4)	(5)	(6)
EES	0.025** (0.010)	0.028*** (0.008)	-0.002 (0.006)			
Post sanctions				0.032* (0.017)	0.041*** (0.014)	-0.009 (0.010)
Blau index	0.102*** (0.038)	0.093*** (0.031)	0.008 (0.019)	0.080** (0.037)	0.081*** (0.030)	-0.001 (0.018)
EES × Blau index	-0.062** (0.029)	-0.046** (0.022)	-0.016 (0.017)			
Post sanctions × Blau index				-0.081** (0.040)	-0.067** (0.031)	-0.015 (0.026)
Board size	-0.020 (0.013)	-0.028** (0.011)	0.007 (0.007)	-0.015 (0.014)	-0.019* (0.011)	0.004 (0.007)
Board age	-0.085 (0.081)	-0.070 (0.079)	-0.016 (0.036)	-0.084 (0.082)	0.068 (0.080)	-0.016 (0.035)
Board tenure	0.009 (0.014)	0.012 (0.012)	-0.003 (0.007)	0.010 (0.015)	0.011 (0.012)	-0.001 (0.007)
Female CEO	-0.025 (0.020)	-0.016 (0.020)	-0.009 (0.009)	-0.022 (0.021)	-0.011 (0.021)	-0.011 (0.009)
Foreign CEO	0.027 (0.016)	0.021** (0.010)	0.006 (0.012)	0.027* (0.016)	0.022** (0.009)	0.005 (0.013)
CEO age	0.088** (0.042)	0.085** (0.042)	0.003 (0.019)	0.083* (0.043)	0.073* (0.042)	0.010 (0.019)
CEO tenure	-0.011* (0.006)	-0.014** (0.006)	0.002 (0.003)	-0.012* (0.006)	-0.014** (0.006)	0.002 (0.003)
Bank size	-0.012* (0.006)	0.008 (0.005)	-0.020*** (0.003)	-0.011 (0.007)	0.009 (0.006)	-0.020*** (0.003)
Capital ratio	0.050 (0.097)	0.050 (0.081)	-0.001 (0.057)	0.056 (0.102)	0.040 (0.082)	0.016 (0.058)
NPL/TL	0.129 (0.078)	0.250*** (0.074)	-0.121*** (0.024)	0.125 (0.079)	0.239*** (0.073)	-0.114*** (0.022)
ROA	0.174 (0.179)	0.091 (0.181)	0.083 (0.075)	0.140 (0.183)	0.057 (0.181)	0.083 (0.076)
Constant	0.235 (0.287)	-0.298 (0.248)	0.533*** (0.143)	0.217 (0.312)	-0.288 (0.266)	0.505*** (0.144)
No. of obs.	1,482	1,482	1,482	1,442	1,442	1,442
No. of banks	149	149	149	149	149	149
Adjusted R-squared	0.042	0.118	0.293	0.033	0.131	0.319
Bank FE	Yes	Yes	Yes	Yes	Yes	Yes

Table 7.
Alternative gender diversity measures

This table presents the results of fixed-effects regressions examining the relation between economic policy uncertainty, board gender diversity and liquidity hoarding. Standard errors are in parentheses. *, **, and *** indicate statistical significance at the 10%, 5%, and 1% level, respectively.

	Total LH/ TA		
	(1)	(2)	(3)
EPU	0.060*	0.023	0.056*
	(0.033)	(0.030)	(0.032)
Shannon index	0.623**		
	(0.251)		
EPU × Shannon index	-0.116**		
	(0.050)		
% female		0.373	1.833**
		(0.362)	(0.735)
EPU × % female		-0.071	-0.343**
		(0.073)	(0.147)
% female ²			-2.047*
			(1.054)
EPU × % female ²			0.381*
			(0.214)
Board size	-0.019	-0.016	-0.019
	(0.014)	(0.013)	(0.013)
Board age	-0.084	-0.087	-0.075
	(0.081)	(0.082)	(0.081)
Board tenure	0.010	0.009	0.011
	(0.014)	(0.014)	(0.014)
Female CEO	-0.025	-0.025	-0.022
	(0.020)	(0.021)	(0.021)
Foreign CEO	0.027*	0.025	0.027*
	(0.016)	(0.017)	(0.016)
CEO age	0.088**	0.085**	0.089**
	(0.042)	(0.042)	(0.042)
CEO tenure	-0.012*	-0.011*	-0.012*
	(0.006)	(0.006)	(0.006)
Bank size	-0.012	-0.011	-0.013
	(0.008)	(0.009)	(0.008)
Capital ratio	0.052	0.055	0.051
	(0.099)	(0.099)	(0.099)
NPL/TL	0.131*	0.130*	0.131*
	(0.078)	(0.077)	(0.077)
ROA	0.167	0.164	0.167
	(0.180)	(0.179)	(0.178)
Constant	-0.055	0.141	-0.051
	(0.295)	(0.288)	(0.296)
No. of obs.	1,482	1,482	1,482
No. of banks	149	149	149
Adjusted R-squared	0.048	0.036	0.046
Bank FE	Yes	Yes	Yes

Second, we consider alternative measures for gender diversity. Table 7 reports these estimations. In the first column, we consider the Shannon index to assess board gender diversity. In the second column, we adopt the percentage of women on the board (*% female*). In the third column, we combine the linear term and the squared term of *% female*. The use of the Shannon index confirms our findings. We again observe a significant and positive coefficient for *EPU* and a significant and negative coefficient for *EPU* × *Shannon index*. The results are more complex for *% female*. The interaction of *% female* with *EPU* is not significant when considered alone as a linear term in column (2). However, when including the linear term and the squared term, we obtain a significantly negative coefficient for *EPU* × *% female* and a significantly positive coefficient for *EPU* × *% female*², while the coefficient for *EPU* is significantly positive. These results support the view that economic policy uncertainty increases liquidity hoarding, while gender diversity measured as percentage of women on the board reduces this effect. However, this moderating effect of gender diversity is only observed up to a certain level of gender diversity, beyond which the influence of gender diversity tends to amplify the positive effect of economic policy uncertainty on liquidity hoarding.

These robustness tests overall tend to support our findings that economic policy uncertainty exerts a positive influence on liquidity hoarding that is moderated by board gender diversity.

5 Conclusion

In this paper, we consider whether board gender diversity can affect the relation between economic policy uncertainty (EPU) and liquidity hoarding. Employing a unique dataset of large Russian commercial banks for which about 30% of executive board members are women, as well as the newspaper-based EPU index developed by Baker et al. (2016) and the bank liquidity hoarding measures proposed by Berger et al. (2022), we perform bank-level regressions for the period 2004–2018. We find that economic policy uncertainty increases liquidity hoarding. However, this effect attenuates as board gender diversity rises. We explain this finding by the influence of board gender diversity on stability and overreaction in decision-making. Furthermore, we observe that the channel through which board gender diversity affects the impact of economic policy uncertainty on liquidity hoarding takes place via the hoarding of liquid assets. Our findings are robust to the use of alternative measures for economic policy uncertainty and gender diversity.

Our conclusions are applicable to the banking industry generally. The impact of EPU on liquidity hoarding leads to adverse effects of increased EPU on the real economy. By reducing

liquidity hoarding, higher EPU diminishes the supply of credit. Thus, our results support policies favoring board gender diversity to attenuate the detrimental effects of economic policy uncertainty. Our findings also raise potential ideas for further research. The influence of board gender diversity on the determinants of liquidity hoarding as well as the relations between economic policy uncertainty, liquidity hoarding, and other forms of board diversity are all areas worthy of further investigation.

References

- Abou-El-Sood, H. (2021). Board gender diversity, power, and bank risk taking. *International Review of Financial Analysis*, 75, 101733.
- Adams, R.B. & Ferreira, D. (2009). Women in the boardroom and their impact on governance and performance. *Journal of Financial Economics*, 94(2), 291-309.
- Adams, R.B. & Ferreira, D. (2012). Regulatory pressure and bank directors' incentives to attend board meetings. *International Review of Finance*, 12(2), 227-248.
- Adams, R.B. & Funk, P. (2012). Beyond the glass ceiling: Does gender matter? *Management Science*, 58(2), 219-235.
- Adams, R.B., Licht, A.N. & Sagiv, L. (2011). Shareholderism: Board members' values and the shareholder-stakeholder dilemma. *Strategic Management Journal*, 32, 1331-1355.
- Andres, P. & Vallelado, E. (2008). Corporate governance in banking: The role of the board of directors. *Journal of Banking & Finance*, 32(12), 2570-2580.
- Andres, P., Romero-Merino, M.E., Santamaría, M. & Vallelado, E. (2012). Board determinants in banking industry. An international perspective. *Managerial and Decision Economics*, 33(3), 147-158.
- Arnaboldi, F., Casu, B., Gallo, A., Kalotychou, E. & Sarkisyan, A. (2021). Gender diversity and bank misconduct. *Journal of Corporate Finance*, 71, 101834.
- Baker, S., Bloom, N. & Davis, S. (2016). Measuring economic policy uncertainty. *Quarterly Journal of Economics*, 131(4), 1593-1636.
- Bantel, K.A. & Jackson, S.E. (1989). Top management and innovations in banking: Does the composition of the top team make a difference? *Strategic Management Journal*, 10(S1), 107-124.
- Barber, B.M. & Odean, T. (2001). Boys will be boys: Gender, overconfidence, and common stock investment. *Quarterly Journal of Economics*, 116(1), 261-292.
- Baselga-Pascual, L. & Vähämaa, E. (2021). Female leadership and bank performance in Latin America. *Emerging Markets Review*, 48, 100807.
- Baselga-Pascual, L., Trujillo-Ponce, A., Vähämaa, E. & Vähämaa, S. (2018). Ethical reputation of financial institutions: Do board characteristics matter? *Journal of Business Ethics*, 148(3), 489-510.
- Berger, A., Guedhami, O., Kim, H. & Li, X. (2022). Economic policy uncertainty and bank liquidity hoarding. *Journal of Financial Intermediation*, 49, 100893.
- Berger, A., Kick, T. & Schaeck, K. (2014). Executive board composition and bank risk taking. *Journal of Corporate Finance*, 28, 48-65.
- Berger, A., Kim, H. & Ma X. (2022). Bank management sentiment and liquidity hoarding. Available at SSRN: <https://ssrn.com/abstract=3586500>.
- Blau, P. (1977). A macrosociological theory of social structure. *American Journal of Sociology*, 83(1), 26-54.

- Brooks, C., Sangiorgi, I., Hillenbrand, C. & Money, K. (2019). Experience wears the trousers: Exploring gender and attitude to financial risk. *Journal of Economic Behavior & Organization*, 163, 483-515.
- Cardillo, G., Onali, E. & Torluccio, G. (2021). Does gender diversity on banks' boards matter? Evidence from public bailouts. *Journal of Corporate Finance*, 71, 101560.
- Croson, R. & Gneezy, U. (2009). Gender differences in preferences. *Journal of Economic Literature*, 47(2), 448-474.
- Dong, Y., Girardone, C. & Kuo, J.M. (2017). Governance, efficiency and risk taking in Chinese banking. *British Accounting Review*, 49(2), 211-229.
- Elyasiani, E. & Zhang, L. (2015). Bank holding company performance, risk, and “busy” board of directors. *Journal of Banking & Finance*, 60, 239-251.
- Fan, Y., Jiang, Y., Zhang, X. & Zhou, Y. (2019). Women on boards and bank earnings management: From zero to hero. *Journal of Banking & Finance*, 107, 105607.
- Farag, H. & Mallin, C. (2017). Board diversity and financial fragility: Evidence from European banks. *International Review of Financial Analysis*, 49, 98-112.
- Francis, B., Hasan, I. & Wu, Q. (2013). The impact of CFO gender on bank loan contracting. *Journal of Accounting, Auditing & Finance*, 28(1), 53-78.
- Francoeur, C., Labelle, R. & Sinclair-Desgagné, B. (2008). Gender diversity in corporate governance and top management. *Journal of Business Ethics*, 81(1), 83-95.
- Garcia-Lara, J., Osmá, B., Mora, A. & Scapin, M. (2017). The monitoring role of female directors over accounting quality. *Journal of Corporate Finance*, 45, 651-668.
- García-Meca, E., García-Sánchez, I. & Martínez-Ferrero, J. (2015). Board diversity and its effects on bank performance: An international analysis. *Journal of Banking & Finance*, 53, 202-214.
- Gulen, H. & Ion, M. (2016). Policy uncertainty and corporate investment. *Review of Financial Studies*, 29(3), 523-564.
- Hibbert, A., Lawrence, E. & Prakash, A. (2018). The effect of prior investment outcomes on future investment decisions: is there a gender difference? *Review of Finance*, 22(3), 1195-1212.
- Hillman, A., Shropshire, C. & Cannella, A.A. (2007). Organizational predictors of women on corporate boards. *Academy of Management Journal*, 50(4), 941-952.
- Joo, M., Lawrence, E. & Parhizgari, A. (2021). Securities litigation risk and board gender diversity. *Journal of Corporate Finance*, 71, 102102.
- Kanter, R. (1977). *Men and Women of the Corporation*. Basic Books, New York.
- Kara, A., Nanteza, A., Ozkan, A. & Yildiz, Y. (2022). Board gender diversity and responsible banking during the Covid-19 pandemic. *Journal of Corporate Finance*, 74, 102213.
- Karavitis, P., Kokas, S. & Tsoukas, S. (2021). Gender board diversity and the cost of bank loans. *Journal of Corporate Finance*, 71, 101804.
- Levi, M., Li, K. & Zhang, F. (2014). Director gender and mergers and acquisitions. *Journal of Corporate Finance*, 28, 185-200.

- Liu, Y., Wei, Z. & Xie, F. (2014). Do women directors improve firm performance in China? *Journal of Corporate Finance*, 28, 169-184.
- Lu, J. & Boateng, A. (2018). Board composition, monitoring and credit risk: evidence from the UK banking industry. *Review of Quantitative Finance and Accounting*, 51(4), 1107-1128.
- Luo, J., Huang, Z., Li, X. & Lin, X. (2018). Are women CEOs valuable in terms of bank loan costs? Evidence from China. *Journal of Business Ethics*, 153(2), 337-355.
- Mamonov, M., Pestova, A., & Ongena, S. (2021). Crime and punishment? How Russian banks anticipated and dealt with global financial sanctions. CEPR Discussion Paper No. 16075.
- Mateos de Cabo, R., Gimeno, R. & Nieto, M. (2012). Gender diversity on European banks' boards of directors. *Journal of Business Ethics*, 109(2), 145-162.
- Matsa, D. & Miller, A. (2013). A female style in corporate leadership? Evidence from quotas. *American Economic Journal: Applied Economics*, 5(3), 136-69.
- McGuinness, P., Vieito, J. & Wang, M. (2017). The role of board gender and foreign ownership in the CSR performance of Chinese listed firms. *Journal of Corporate Finance*, 42, 75-99.
- Moro, A., Wisniewski, T. & Mantovani, G. (2017). Does a manager's gender matter when accessing credit? Evidence from European data. *Journal of Banking & Finance*, 80, 119-134.
- O'Laughlin, E., & Brubaker, B. (1998). Use of landmarks in cognitive mapping: Gender differences in self report versus performance. *Personality and Individual Differences*, 24(5), 595-601.
- Olsen, R. & Cox, C. (2001). The influence of gender on the perception and response to investment risk: The case of professional investors. *Journal of Psychology and Financial Markets*, 2(1), 29-36.
- Owen, A. & Temesvary, J. (2018). The performance effects of gender diversity on bank boards. *Journal of Banking & Finance*, 90, 50-63.
- Pajares, F. & Miller, M.D. (1994). Role of self-efficacy and self-concept beliefs in mathematical problem solving: A path analysis. *Journal of Educational Psychology*, 86(2), 193.
- Palvia, A., Vähämaa, E. & Vähämaa, S. (2020). Female leadership and bank risk-taking: Evidence from the effects of real estate shocks on bank lending performance and default risk. *Journal of Business Research*, 117, 897-909.
- Pandey, R., Biswas, P., Ali, M., & Mansi, M. (2020). Female directors on the board and cost of debt: Evidence from Australia. *Accounting & Finance*, 60(4), 4031-4060.
- Pathan, S., & Faff, R. (2013). Does board structure in banks really affect their performance? *Journal of Banking & Finance*, 37(5), 1573-1589.
- Sahay, R., Cihak, M., N'Diaye, P., Barajas, A., Kyobe, A., Mitra, S., Mooi, Y., & Yousefi, R. (2017). Banking on women leaders: A case for more? IMF Working Paper 2017/199.
- Shannon, C. (1948). A mathematical theory of communication. *Bell System Technical Journal*, 27(3), 379-423.
- Swamy, A., Knack, S., Lee, Y. & Azfar, O. (2001). Gender and corruption. *Journal of Development Economics*, 64(1), 25-55.

- Valentine, S., & Rittenburg, T. (2007). The ethical decision making of men and women executives in international business situations. *Journal of Business Ethics*, 71(2), 125-134.
- Vial, A., Napier, J., & Brescoll, V. (2016). A bed of thorns: Female leaders and the self-reinforcing cycle of illegitimacy. *Leadership Quarterly*, 27(3), 400-414.
- Wang, G., Holmes, R.M., Devine, R. & Bishoff, J. (2018). CEO gender differences in careers and the moderating role of country culture: A meta-analytic investigation. *Organizational Behavior and Human Decision Processes*, 148, 30-53

BOFIT Discussion Papers

A series devoted to academic studies by BOFIT economists and guest researchers. The focus is on works relevant for economic policy and economic developments in transition / emerging economies.

- 2020
- No 1 Chang Ma, John Rogers and Sili Zhou: The effect of the China connect
 - No 2 Karlo Kauko: The vanishing interest income of Chinese banks
 - No 3 Mariya Hake and Philipp Poyntner: Keeping up with the Novaks? Income distribution as a determinant of household debt in CESEE
 - No 4 Risto Herrala and Fabrice Orlandi: Win-Win? Assessing the global impact of the Chinese economy
 - No 5 Weijia Li, Gérard Roland and Yang Xie: Erosion of state power, corruption control, and political stability
 - No 6 Ryan Banerjee, Boris Hofmann and Aaron Mehrotra: Corporate investment and the exchange rate: The financial channel
 - No 7 Amanda Gregg and Steven Nafziger: Financing nascent industry: Leverage, politics, and performance in Imperial Russia
 - No 8 Zuzana Fungáčová, Koen Schoors, Laura Solanko and Laurent Weill: Political cycles and bank lending in Russia
 - No 9 Francis Osei-Tutu and Laurent Weill: Sex, language, and financial inclusion
 - No 10 Josef C. Brada, Chunda Chen, Jingyi Jia and Ali M. Kutan: Does bilateral investment treaty arbitration have any value for multinational corporations?
 - No 11 Cristiano Perugini: Patterns and drivers of household income dynamics in Russia: The role of access to credit
 - No 12 Michael Funke and Andrew Tsang: The People's Bank of China's response to the coronavirus pandemic – A quantitative assessment
 - No 13 Alin Marius Andrieș, Anca Maria Podpiera and Nicu Sprincean: Central bank independence and systemic risk
 - No 14 Cevat Giray Aksoy, Barry Eichengreen and Orkun Saka: The political scar of epidemics
 - No 15 Hong Ru, Endong Yang and Kunru Zou: Combating the COVID-19 pandemic: The role of the SARS imprint
 - No 16 Chang Ma, John Rogers and Sili Zhou: Modern pandemics: Recession and recovery
 - No 17 William Pyle: Russians' "impressionable years": life experience during the exit from communism and Putin-era beliefs
 - No 18 Hao Wang, Jan Fidrmuc and Qi Luo: Grandparenting and well-being of the elderly in China
 - No 19 Michael Funke and Doudou Zhong: The political globalisation trilemma revisited: An empirical assessment across countries and over time
 - No 20 Hao Liang, Rong Wang and Haikun Zhu: Growing up under Mao and Deng: On the ideological determinants of corporate policies
 - No 21 Hong Ru and Kunru Zou: How do individual politicians affect privatization? Evidence from China
 - No 22 Michael Funke, Julius Loermann and Andrew Tsang: Volatility transmission and volatility impulse response functions in the main and the satellite Renminbi exchange rate markets
 - No 23 Xuan Fei: The misallocation in the Chinese land market
 - No 24 Jakub Lonsky: Gulags, crime, and elite violence: Origins and consequences of the Russian mafia
 - No 25 Jarko Fidrmuc, Serhiy Moroz and Fabian Reck: Regional risk-sharing in Ukraine
 - No 26 Amanda Gregg and Steven Nafziger: The births, lives, and deaths of corporations in late Imperial Russia
 - No 27 Qing He and Xiaoyang Li: The failure of Chinese peer-to-peer lending platforms: Finance and politics
- 2021
- No 1 Eeva Kerola and Benoît Mojon: What 31 provinces reveal about growth in China
 - No 2 Ekaterina Paustyan: Politically motivated intergovernmental transfers in Russia: The case of the 2018 FIFA World Cup
 - No 3 Zuzana Fungáčová, Eeva Kerola and Laurent Weill: Does bank efficiency affect the bank lending channel in China?
 - No 4 Shulong Kang, Jianfeng Dong, Haiyue Yu, Jin Cao and Valeriya Dinger: City commercial banks and credit allocation: Firm-level evidence
 - No 5 Denis Davydov, Jukka Sihvonen and Laura Solanko: Who cares about sanctions? Observations from annual reports of European firms
 - No 6 Ralph De Haas, Ralf Martin, Mirabelle Muûls and Helena Schweiger: Managerial and financial barriers to the net-zero transition
 - No 7 Haiyue Yu, Jin Cao and Shulong Kang: Who cares: Deciphering China's female employment paradox
 - No 8 Mikko Mäkinen: Does a financial crisis change a bank's exposure to risk? A difference-in-differences approach
 - No 9 Ekaterina Borisova and Denis Ivanov: Covid-19 vaccine efficacy and Russian public support for anti-pandemic measures
 - No 10 Orkun Saka, Yuemei Ji and Paul De Grauwe: Financial policymaking after crises: Public vs. private interests
 - No 11 Joscha Beckmann and Mariarosaria Comunale: Exchange rate fluctuations and the financial channel in emerging economies
 - No 12 Heli Simola: Trade collapse during the covid-19 crisis and the role of demand composition
 - No 13 Orkun Saka, Barry Eichengreen and Cevat Giray Aksoy: Epidemic exposure, financial technology, and the digital divide
 - No 14 Claire Yurong Hong, Xiaomeng Lu and Jun Pan: FinTech adoption and household risk-taking
 - No 15 Xiaoming Li, Zheng Liu, Yuchao Peng and Zhiwei Xu: Bank risk-taking and monetary policy transmission: Evidence from China
- 2022
- No 1 Michael Funke and Adrian Wende: The US–China phase one trade deal: An economic analysis of the managed trade agreement
 - No 2 Michael Alexeev and Nikita Zakharov: Who profits from windfalls in oil tax revenue? Inequality, protests, and the role of corruption
 - No 3 Florian Léon and Laurent Weill: Elections hinder firms' access to credit
 - No 4 Alistair Dieppe and Hideaki Matsuoka: Sectoral decomposition of convergence in labor productivity: A re-examination from a new dataset
 - No 5 David P. Newton, Steven Ongena, Ru Xie and Binru Zhao: Banks vs. markets: Are banks more effective in facilitating sustainability?
 - No 6 Tat-kei Lai and Luhang Wang: Spatial disparity of skill premium in China: The role of financial intermediation development
 - No 7 Zuzana Fungáčová, Alexei Karas, Laura Solanko and Laurent Weill: The politics of bank failures in Russia
 - No 8 Jin Cao, Valeriya Dinger, Ragnar E. Juelsrud and Karolis Liaudinskas: Trade conflicts and credit supply spillovers: Evidence from the Nobel Peace Prize trade shock
 - No 9 Nils Steiner, Ruxanda Berlinschi, Etienne Farvaque, Jan Fidrmuc, Philipp Harms, Alexander Mihailov, Michael Neugart and Piotr Stanek: Rallying around the EU flag: Russia's invasion of Ukraine and attitudes toward European integration
 - No 10 Andrey Tkachenko: State-business relations and access to external financing
 - No 11 Denis Davydov, Tatiana Garanina and Laurent Weill: Managing bank liquidity hoarding during uncertain times: The role of board gender diversity