

Gaspar, Vitor; Perez-Quiros, Gabriel; Sicilia, Jorge

Working Paper

The ECB monetary policy strategy and the money market

Working Paper, No. 47

Provided in Cooperation with:

Oesterreichische Nationalbank (OeNB), Vienna

Suggested Citation: Gaspar, Vitor; Perez-Quiros, Gabriel; Sicilia, Jorge (2001) : The ECB monetary policy strategy and the money market, Working Paper, No. 47, Oesterreichische Nationalbank (OeNB), Vienna

This Version is available at:

<https://hdl.handle.net/10419/264639>

Standard-Nutzungsbedingungen:

Die Dokumente auf EconStor dürfen zu eigenen wissenschaftlichen Zwecken und zum Privatgebrauch gespeichert und kopiert werden.

Sie dürfen die Dokumente nicht für öffentliche oder kommerzielle Zwecke vervielfältigen, öffentlich ausstellen, öffentlich zugänglich machen, vertreiben oder anderweitig nutzen.

Sofern die Verfasser die Dokumente unter Open-Content-Lizenzen (insbesondere CC-Lizenzen) zur Verfügung gestellt haben sollten, gelten abweichend von diesen Nutzungsbedingungen die in der dort genannten Lizenz gewährten Nutzungsrechte.

Terms of use:

Documents in EconStor may be saved and copied for your personal and scholarly purposes.

You are not to copy documents for public or commercial purposes, to exhibit the documents publicly, to make them publicly available on the internet, or to distribute or otherwise use the documents in public.

If the documents have been made available under an Open Content Licence (especially Creative Commons Licences), you may exercise further usage rights as specified in the indicated licence.

A detailed black and white engraving of three figures in historical attire. The figure on the left is a man in a long coat and hat, holding a staff. The central figure is a woman in a long, flowing dress and a tall, pointed hat, also holding a staff. The figure on the right is a woman in a long, patterned dress and a tall, pointed hat, holding a staff. The background is a textured, light-colored surface.

WORKING PAPER 47

THE ECB MONETARY POLICY STRATEGY

AND THE MONEY MARKET

VITOR GASPAR, GABRIEL PEREZ-QUIROS AND JORGE SICILIA

Editorial Board of the Working Papers

Eduard Hochreiter, Coordinating Editor
Ernest Gnan,
Wolfdietrich Grau,
Peter Mooslechner
Kurt Pribil

Statement of Purpose

The Working Paper series of the Oesterreichische Nationalbank is designed to disseminate and to provide a platform for discussion of either work of the staff of the OeNB economists or outside contributors on topics which are of special interest to the OeNB. To ensure the high quality of their content, the contributions are subjected to an international refereeing process. The opinions are strictly those of the authors and do in no way commit the OeNB.

Imprint: Responsibility according to Austrian media law: Wolfdietrich Grau,
Secretariat of the Board of Executive Directors, Oesterreichische Nationalbank
Published and printed by Oesterreichische Nationalbank, Wien.

The Working Papers are also available on our website:

<http://www.oenb.co.at/workpaper/pubwork.htm>

Editorial

On April 19 - 20, 2001 the Oesterreichische Nationalbank sponsored a Workshop organized by Richard Clarida (Columbia University), Helmut Frisch (TU Wien) and Eduard Hochreiter (OeNB) on „Exchange Rate and Monetary Policy Issues“. It took place at the Institute for Advanced Studies, Vienna. A number of papers presented at this workshop is being made available to a broader audience in the Working Paper series of the Bank. This volume contains the third of these papers. The first ones were issued as OeNB Working Papers No. 44 and 46. The paper by Vítor Gaspar, Gabriel Perez-Quiros and Jorge Sicilia (p. 5ff.) is followed by discussions by Peter Bofinger (p. 35ff.) and by Lars Svensson (p. 43ff.).

ABSTRACT

This paper aims at contributing to the understanding of how the ECB conducts monetary policy as seen from a money market perspective. More specifically it covers two different issues. First, it looks at the “learning period” for banks since the Eurosystem started implementing the single monetary policy. It shows that during the first three weeks of 1999 the narrow corridor in place during this period was effective in limiting daily volatility of the money market overnight rates. In addition, the behaviour of banks and market rates during this period provides evidence that learning was taking place. Second, it looks at how well money market participants have anticipated the monetary policy decisions taken by the ECB. To do so, the paper analyses whether the announcements of monetary policy decisions to maintain or change interest rates impact on the stochastic behaviour of interest rates. Looking at the EONIA rates within the reserve maintenance periods, we find that the announcement of monetary policy decisions does not change significantly the level or volatility of overnight rates.

June 25, 2001

1. Introduction*

The Eurosystem's operational framework provides the key link between the ECB's monetary policy strategy¹ and the money market. The operational framework is the means to implement policy. Policy implementation is based on the control of very short-term, money market interest rates. The same applies in most industrial economies. For the European single monetary policy, it was recognised already in 1997 (see EMI (1997a)) that very short term interest rates were to be regarded as the first step in the transmission mechanism of monetary policy.

The operational framework of the Eurosystem is based on three main instruments: reserve requirements, standing facilities – a marginal lending facility and a deposit facility – and open market operations. Open market operations are mainly conducted through repurchase agreements through which the Eurosystem provides liquidity to the market in exchange for eligible collateral assets. In this context it is important to refer to the payments (and settlements) infrastructure. On 4 January 1999 the Eurosystem started operating TARGET (Trans-European Automated Real-Time Gross Settlement Express Transfer). TARGET is composed of the domestic RTGS (real-time gross settlement systems), one corresponding to each European Union member state, and a network of links between them and the ECB payments node (for a complete account of the Eurosystem's operational framework see ECB (2000)).

At the start of 1999 the introduction of the euro dominated developments in European money markets. Up to the end of 1998 the various national money markets of the euro area displayed significant distinctive features (see Escrivá and Fagan (1996) for a survey). Given the unprecedented historical characteristics associated with European monetary unification the transition was fraught with challenges. Indeed some authors questioned the feasibility of the whole enterprise on both macroeconomic and operational grounds (see, for example, Feldstein (1997) and Obstfeld (1998)).

Almost immediately after the introduction of the euro on 1 January 1999, they integrated smoothly and rapidly. After just a few days a single euro area money market was in place. This illustrates how quickly financial institutions, in particular banks, have adapted to the new

* The authors are affiliated with the European Central Bank. The views expressed in this paper are those of the authors and do not necessarily represent the view of the European Central Bank or the Eurosystem. This paper has been prepared for the Exchange Rate and Monetary Policy Issues Workshop organised by the Oesterreichische Nationalbank on 19 April 2001. The authors would like to thank the EBF (European Banking Federation) for permission to use the data from the individual banks reporting to the EONIA panel. The authors also thank Peter Bofinger, Hans-Joaquim Klöckers, Casper de Vries, Roberto Schiavi, Lars Svensson and seminar participants at Erasmus University and the Exchange Rate and Monetary Policy Issues Workshop for helpful comments and suggestions.

¹ See Issing et al. (2001) for a complete account of the ECB monetary policy strategy.

operational environment. In fact, when the exceptionally narrow corridor of 50 basis points, defined by the two standing facilities, was lifted, the overnight interest rate (measured by EONIA) kept stable and close to the main refinancing operations rate. This move to a broader corridor (250 basis points at the beginning of 1999) took place on 22 January 1999, as had been previously announced. For a systematic account of the performance of the operational framework see Hartmann et al, 2001, Manna et al, 2001 and Perez-Quirós and Rodriguez (2001).

The ECB announced the stability-oriented monetary policy strategy on October 13, 1998 (ECB, (1998b)). The strategy includes three main elements: first and foremost: a precise definition of price stability. This makes clear the ECB's commitment to maintaining price stability, which is engraved in the European Union Treaty itself. Second, an analysis assigning a prominent role to money. Third, a broad based assessment based on a multiplicity of models and indicators (see Issing et al (2001)).²

The strategy is used to structure the internal decision-making process. It is also used for external communication. It induces a systematic pattern of policy responses compatible with the maintenance of price stability over the medium term. This may be regarded as rule-like behaviour. Allan Meltzer defined a policy rule as “nothing more than a systematic decision process that uses information in a consistent and predictable way.” Gaspar et al (2001) argued that the announcement of the stability-oriented monetary policy strategy aimed at reducing *strategic uncertainty*.

The increasing importance of forward-looking behaviour has important methodological consequences for macroeconomic modelling, in general, and for the monetary transmission mechanism, in particular (see McCallum (1999, 2001)). The issue is made more complicated when one recognises that knowledge about the economy is necessarily imperfect. The patterns of interaction between a central bank and forward-looking private agents and imperfect knowledge are potentially very intricate and, potentially, costly. The public (and detailed) announcement of the strategy is meant to foster the understanding of the objectives, decision-making and instruments of the central bank. In this way the possibility of monetary policy becoming an independent source of uncertainty is prevented.

The ECB's strategy is therefore seen as a means to bolster the *credibility* and *predictability* of the single monetary policy. On *credibility* it may be worth just pointing out that medium term expectations have been consistently in line the price stability, according to the ECB's definition, despite significant shocks pushing headline inflation above 2%.

² See ECB (1999, 2000b), Angeloni et al. (1999) and Gaspar et al. (2001) as complementary references.

This paper has very limited and focused ambitions. It aims at contributing to the understanding of how the ECB conducts monetary policy as seen from a money market perspective. More specifically it will cover two different issues. First, it will look at the “learning period” for banks since the Eurosystem started implementing the single monetary policy. It will be shown that during the first three weeks of 1999 the banks learned the new rules of the game remarkably fast. It will be further shown that the narrow corridor in place during this period was effective in limiting daily volatility of the money market overnight rates. However it will also be shown that the behaviour of banks and market rates was, during this period, significantly different from other periods providing evidence that learning was taking place. This provides one example in which the transition to the single monetary policy provides a “real life” approximation to “Experimental Economics”³.

Second, it will look at how well do money markets predict monetary policy. Here it follows Poole and Rasche (2000). If the market usually anticipates the systematic behaviour of the central bank then the market should adjust to news (that is information innovations) but not to the central bank’s announcements of monetary policy decisions. In the US the issue of how well the markets are able to anticipate the Fed’s monetary policy moves has been investigated using Fed funds futures prices (see Krueger and Kuttner (1996), Kuttner (2000) and Poole and Rasche (2000)). Following Perez-Quirós and Rodriguez (2001), this paper follows a different approach. It starts from a simple model of interest rate behaviour inside a reserve maintenance period. These authors have found that the time-series behaviour of overnight interest rates may be properly modelled as a modified martingale. This paper looks at whether the announcement of monetary policy decisions – to maintain or change interest rates – impact significantly on the stochastic behaviour of overnight rates.

The paper will be structured as follows. In Section 2 the “learning period” which took place at the beginning of 1999 will be examined in some detail. In Section 3 a model for the behaviour of the overnight rate within a reserve maintenance period will be presented. The model will be estimated and the impact of the announcement of monetary policy will be assessed. Some further evidence will be presented. Section 4 will briefly conclude.

³ In this remark the concept of “Experimental Economics” is used in a loose way (see Davis and Holt (1993), Hey (1991) and Kagel and Roth (1995) for surveys).

2. The “learning period”. The first three weeks of Stage Three of EMU

As most central banks, the Eurosystem operates monetary policy through the money market. The first step in the transmission mechanism of monetary policy is, therefore, the control over very short-term interest rates. The operational framework of the Eurosystem includes three main instruments: reserve requirements, standing facilities and open market operations. Table 1 (reproduced from ECB (2000)) provides an overview of the Eurosystem’s monetary policy operations.

The Eurosystem operational framework is predicated on a well functioning, self-equilibrating money market. Therefore its operation requires only a limited presence of the central bank in the market. The reserve requirements with an averaging provision over the reserve maintenance period allow banks to spread liquidity shocks over time thereby contribution to smoothen overnight interest rates. Moreover reserve requirements create a structural shortage of liquidity for the banking system as a whole. The two standing facilities: the marginal lending facility and the deposit facilities are used at the discretion of the Eurosystem’s counterparties. They define a “corridor” or “band” for overnight rates. Inside the corridor money market rates fluctuate to equilibrate demand and supply for liquidity⁴. Finally, open market operations, normally repurchase agreements, are used to regulate liquidity conditions in the market.

[Please insert Table 1 about here]

Up to the end of 1998 the euro area was characterised by distinct money markets reflecting different monetary policy operational frameworks, diverse legal structures and standard practices and a variety of market microstructures. Escrivá and Fagan (1996), for example, point out differences in the frequency of open market operations, averaging provisions for reserve requirements, eligible collateral for open market operations, rules applicable to standing facilities and so on. Cecchetti (2001) documents differences in legal structures and traditions in Europe building on the research of La Porta et al (1998, 1999). Furthermore the start of Stage Three of EMU would likely coincide with sizeable portfolio shifts and sizeable cross border payment flows. This applies both within the euro area and between the euro area and the rest of the world. Last, but not least, TARGET started operating on 4 January 1999 (the first business day of Stage Three of EMU). TARGET was designed, *inter alia*, to serve the needs of the single monetary policy by providing a safe and reliable mechanism for the settlement of cross border payments.

⁴ The corridor limits the fluctuation of overnight rates in “normal” circumstances. However, since access to the marginal lending facility requires the ability to pledge a sufficient amount of eligible collateral, the market for unsecured operations, occasionally, may clear at rates above the marginal lending facility.

The preceding paragraph describes the magnitude of the adjustment required to operate in this new market environment. In order to contribute to smoothen the “learning period” period the Governing Council made a number of decisions (on 22 December 1998, see Annex) concerning the rules which would apply in the early period of the single monetary policy. The most important, for our purposes, were:

1. The first reserve maintenance period would be from 1 January to 23 February 1999. This period is longer than the standard one-month reserve maintenance period lasting from the 24th calendar day of any given month to the 23rd calendar day of the following month. This longer maintenance period allowed banks to postpone the pressure associated with the end of the maintenance period⁵.
2. The corridor between the rate of the marginal lending facility and the deposit facility was temporarily narrowed (from 4 January to 21 January) to 50 basis points only. The width of the corridor at the start of 1999 was defined to be 250 basis points (this was the difference between the marginal lending facility rate of 4.5 per cent and the deposit facility rate of 2 per cent – see Figure 1). The purpose of this narrow corridor was to limit the volatility of money market rates that might have derived from the transition to the new regime.

Looking at developments in the first three weeks it is remarkable how normal they look (see Chart 1 and 2). It suggests that banks seem to have adapted quickly and easily to the new environment.

[Insert Charts 1 and 2 about here.]

If one looks at the Charts (Charts 1a and 2a), covering a period of broadly two years, one is hard pressed to detect any abnormal pattern during the first weeks. Indeed both the time profile of interest rates during this period and even the dispersion of interest rates look well within the patterns that characterise the period as a whole. The changeover period does not stand out when examining the period as a whole.

During the first days of January monetary conditions were tight and the money market interest rate (measured by EONIA) was close to the rate of the marginal lending facility. When the exceptionally narrow corridor was removed – as previously announced – after three weeks (22 January 1999) the width of the corridor went back to 250 basis points. At this point

⁵ On the last day of a reserve maintenance period the ability to spread the impact of liquidity shocks over time, which is allowed for by the averaging provision, is no longer possible.

EONIA continued to be stable and close to the main refinancing operations rate (of 3 per cent). Money market participants were able to adapt within three weeks to the new money market environment. The operational framework seems to have been flexible enough to foster adjustment towards the efficient functioning of the market mechanism in a smooth way. After more than two years since the introduction of the euro it seems relevant to ask: Did markets participants go through a learning phase at all? Were there significant deviations from efficient market behaviour?

To answer these questions one has to look deeper into the evidence coming from the first month. As already mentioned money market conditions were tight with EONIA rates very close to the marginal lending facility. Therefore it may seem as no surprise that there was intense use of the marginal lending facility (the daily average recourse to the marginal lending facility was EUR 15.6 billion during the first week). The recourse on 4 January alone was above 25 billion (see Chart 3). However it is interesting to point out that, at the same time, there was significant recourse to the deposit facility (EUR 6.3 billion, daily average during the first week). On the one hand, it is fair to say that the intense use of both standing facilities during the first week vindicated their role in limiting the behaviour of EONIA rates. Indeed during the first week the amounts involved were much above the "normal" use of the standing facilities at the beginning of a reserve maintenance period (see Chart 3). On the other hand, the simultaneous use of both standing facilities shows that the money market was unable to allocate liquidity efficiently inside the corridor defined by the standing facilities. The use of the two standing facilities declined rapidly (see Chart 3). During the second week the use of the marginal lending facility declined to EUR 6.3 billion and the use of the deposit facility went down to EUR 1.3 billion.

[Insert Chart 3 about here]

It is worth commenting further on the use of the deposit facility at the beginning of the reserve maintenance period. Such use departs sharply from standard behaviour. This is because funds available at the beginning of the reserve maintenance period can always be used to meet the reserve requirements. Such behaviour was never observed again in any subsequent reserve maintenance period.

One can also look at the distribution of interest rates across banks. Chart 4 plots the range of interest rates reported by banks contributing to the EONIA panel.⁶ The horizontal scale identifies the calendar days of January 1999. The solid horizontal line is at the level, fixed by the ECB, for operations under the marginal lending facility. The solid line disappears from the

⁶ The EONIA rate is a weighted average overnight lending rate of, initially, 57 banks (51 now) organised by the EBF and the ACI Euribor Association. Data are collected and calculated by the ECB which ensures its confidentiality.

graph on 22 January. On this day, when the interest rates on the standing facilities went back to its pre-announced level, it was raised to 4.5 per cent. It is clear from the Chart that during the first business week of 1999, banks contributing to the EONIA panel lent at rates above the marginal lending facility⁷. It should be recognised that EONIA rates correspond to unsecured transactions while access to the Eurosystem's marginal lending facility requires the ability to pledge eligible collateral. It is clear, however, that this cannot explain a difference like 25 bp as observed on January 5!

[Insert Chart 4 about here]

From Chart 4 it is also possible to see that the range of interest rates reported by the banks contributing to the EONIA panel narrowed rapidly. After January 22 the range observed had become significantly narrower.

One last remark: Perez-Quiros and Rodriguez (2000) have documented the pattern of volatility of daily interest rates within reserve maintenance periods. They find that, as a rule, volatility is very flat during the first weeks of the reserve maintenance period. Afterwards it increases sharply toward the end of the reserve maintenance period. The distinctive feature of the "learning period" is that volatility declined significantly over time in sharp contrast to the standard pattern (see section 3).

All in all the effect of the transition to the new operational framework does not seem to have had a significant impact on the behaviour of money market rates. For example if one looks at volatility or dispersion of overnight interest rates one finds effects which are significantly smaller than those associated with well-known recurring effects like those associated with end of the maintenance period or end of the month. In this section evidence has been provided showing that learning did take place. The adjustment was not instantaneous. A sufficiently significant number of deviations from normal behaviour or inefficiencies can be identified during the first few days. However the evidence in this section also shows that banks seem to have adapted quickly and easily to the new environment. This learning process took place without significant disturbances in the behaviour of money market interest rates. The evidence suggests that the exceptional measures announced by the Governing Council on December 22, particularly the narrow corridor for interest rates effectively contained possible volatility in market interest rates⁸.

⁷ This abnormal behaviour was observed just twice after the "learning period", and never with more than one day in a row.

⁸ This experience is not unique. For example Michael Woodford reports (Woodford (2000)) the success of a narrow corridor system, applied in New Zealand, in containing interest rate volatility despite sharp fluctuations in the demand for settlement cash.

3. How predictable are money market interest rates within reserve maintenance periods?

This section looks at the question: how well do money market participants predict interest rates? More specifically how well do market participants predict monetary policy decisions and their impact on market interest rates? It follows Poole and Rasche (2000). The main idea is that if the market usually anticipates the behaviour of the central bank then the market should adjust to news (that is information innovations) but not to the central bank's announcements of monetary policy decisions. In the US the issue of how well the markets are able to anticipate the Fed's monetary policy moves has been investigated using Fed funds futures prices⁹ (see Krueger and Kuttner (1996), Kuttner (2000) and Poole and Rasche (2000)). However, following Perez-Quirós and Rodríguez (2001), this paper follows a different approach to address the questions about predictability in the very short run in order to take advantage of the characteristics of the institutional framework for the implementation of monetary policy. The interest rates on the main refinancing operations (MRO) play a pivotal role in pursuing the aims of steering interest rates and signalling the stance of monetary policy. The fixed rate of these tenders until June 2000 and the minimum bid rate thereafter, both with a maturity of two weeks, have played the role of signalling the stance of the monetary policy in the euro area since January 1999.

Notwithstanding the fact that the interest rates that best signal the monetary policy stance has a two-week maturity, it should be noted that the overnight rate plays a pivotal role in the modus operandi of the ECB. Among the basic tasks of the Eurosystem, the Treaty establishes the need to "promote the smooth operation of payment system". As argued in Manna et al (2001), the smooth functioning of the payments system requires, inter alia, the existence of an equilibrium between the demand for and the supply of funds at the time the daily clearance takes place. As the ECB does not have an official operating target for overnight rate (or any type of interbank rates), the main refinancing operations ensure this equilibrium by satisfying demands for central bank balances in a smooth fashion over the course of each maintenance period. This smoothness is complimented by the existence of a corridor on standing facilities which, besides signalling the general stance of monetary policy, provide and absorb liquidity overnight and act as bounds to overnight market interest rates.

Before trying to explore the evidence in a more systematic way it is useful to take a cursory look at the available evidence on the path of money market rates and the forward rate of the one-month interest rate in one month. This is plotted in Chart 5.

[Insert Chart 5 about here]

⁹ This indicator is available since the Fed's futures market was set up by the Chicago Board of Trade in 1989.

The visual perception suggests that these series have moved together reasonably closely suggesting that markets are able to predict the process generating money market interest rates fairly accurately. Is this first perception correct?

This question may be approached in different ways. In the first subsection, the paper analyses whether the announcements of monetary policy decisions to maintain or change interest rates impact on the stochastic behaviour of interest rates. The second part of this section will simply try to calculate using short-term money market rates to what extent the market has anticipated so far interest rate decisions.

3.1. Measuring the impact of monetary policy decisions of the ECB on money market rates

This section will focus on the behaviour of overnight rates inside a reserve maintenance period. The basic idea is that the existence of a reserve maintenance period with an averaging provision makes funds to be very close substitutes for days within the same maintenance period. If funds were perfect substitutes then overnight interest rates would have to follow a martingale. If this were not the case, banks would arbitrage away any expected difference between the current and future cost of funds.

However as time goes on, inside a reserve maintenance period, the end of such period approaches. As banks accumulate reserves through the reserve maintenance period the likelihood that they will find themselves with excess reserves increases as well.¹⁰ This induces banks to be cautious; more specifically, banks will reduce the demand for funds at the beginning of the reserve maintenance period. Given the need to comply with the reserve requirement on average this, in turn, leads to an increasing demand profile for reserves within the maintenance period. This leads, *ceteris paribus*, to an increase in overnight rates as banks approach the end of the reserve maintenance period.

Perez-Quirós and Rodríguez (2001) have explored this basic idea. They consider a model of identical, risk-neutral banks which exchange reserves in a perfect and competitive money market. Perfect markets rules out asymmetric information, transaction costs, credit limits, etc. For this purpose, it is sufficient to assume a passive management of liquidity on the part of the central bank in the sense of abstaining from intervening to deliberately change the total liquidity of the system. This allows the authors to concentrate on the modelling of the liquidity demand. Supply of liquidity is in their model driven by autonomous factors that

¹⁰ Excess reserves means here liquid funds held for purposes other than compliance with reserve requirements.

constitute a shock to the aggregate level of reserves (in their model this is equivalent to a shock to the level of reserves of *each* bank).

For the purpose of this paper the only point of relevance is that it may be important to allow for the possibility that overnight interest rates may follow a modified martingale. Again Perez-Quirós and Rodriguez (2001) provide empirical evidence using such a model. In what follows we will be using their model in order to look at whether the announcement of monetary policy decisions – to maintain or change interest rates – impact on the stochastic behaviour of overnight rates. The basic idea is to model the reserve maintenance period as a unit. Expectations about overnight interest rates within the maintenance period should affect spot overnight rates from the beginning of the reserve maintenance period. For example, if an interest rate reduction is expected nobody will be willing to borrow above the expected future rate. So if the current rate were above the expected future rate, banks would try to postpone satisfying reserve requirements to later in the reserve maintenance period while lending their available funds in the market¹¹.

Based on this idea it is possible to test whether the ECB is predictable. Specifically if the market is able to predict accurately ECB moves then the transformed martingale behaviour of overnight rates inside a reserve maintenance period should not be significantly affected by monetary policy announcements following ECB Governing Council meetings. In order to test this hypothesis it is necessary to extend the Perez-Quirós and Rodriguez (2001) model by including dummies for the meeting days (and monetary policy announcements) and day after meeting. The model may be written as:

$$\frac{\varepsilon_t}{\sqrt{h_t}} \sim pN(0,1) + (1-p)N(0,\sigma^2)$$

$$i_t = i_{t-1} + \beta' X_t + \varepsilon_t$$

$$\ln(h_t) = \lambda' V_t + \sum_{j=1}^n \left[\delta_{j,1} (\ln(h_{t-j}) - \lambda' V_{t-j}) + \delta_{j,2} \frac{\varepsilon_{t-j}}{\sqrt{h_{t-j}}} + \delta_{j,3} \left(\frac{|\varepsilon_{t-j}|}{\sqrt{h_{t-j}}} - E \left(\frac{|\varepsilon_{t-j}|}{\sqrt{h_{t-j}}} \right) \right) \right]$$

where i_t is the EONIA rate¹². X_t and V_t are vectors of dummy variables which may affect martingale behaviour.

¹¹ For simplicity of argument a simple martingale for overnight rates is assumed (see above for qualifications following Perez-Quirós and Rodriguez (2000)).

¹² At the beginning of the reserve maintenance period the interest rate variable on the right hand side of the equation is replaced by the Eurosystem's main re-financing operations (MRO) interest rate. This means that at the beginning of each reserve maintenance period the daily change in the EONIA interest rate is replaced by the spread between EONIA and MRO rates.

With:

$$X_{1t} = \text{Constant}$$

$$X_{2t} = \text{End MP Dummy}$$

$$X_{3t} = \text{Beginning MP Dummy}$$

$$V_{1t} = \text{Constant}$$

$$V_{2t} = \text{End MP Dummy}$$

$$V_{3t} = \text{Beginning MP Dummy}$$

$$V_{4t} = \text{End Year Dummy}$$

$$V_{5t} = \text{End Month Dummy}$$

$$V_{6t} = \text{Friday}$$

The key variables for our analysis are going to be:

$$V_{7t} = \text{Meeting Day Dummy}$$

$$V_{8t} = \text{Day after Meeting Dummy}$$

The specified model is an EGARCH to capture the dynamics of volatility transmission from one day to the other. For the distribution of the error term a mixture of two normal distributions is used. This allows modelling fat tails and excess kurtosis (see Perez-Quirós and Rodríguez (2001), for details and also Hamilton (1996)).

[Insert Table 2 about here]

The first important result to report is that meeting dummies are not included in the “mean” equation because they are not statistically significant. This means that monetary policy announcements do not affect the level of overnight money market interest rates. This is consistent with a view that the market does not make systematic errors with respect to monetary decisions. This perception is confirmed by looking at the results for the variance. It can be seen, from Table 2, that neither the meeting day dummy nor the day after meeting dummy has a significant impact the variance of overnight rates. If one looks at the magnitude of the point estimate for the parameters one sees that the effect on volatility associated with monetary policy announcements is less than twenty times smaller than volatility associated with the end of the reserve maintenance period.

This result on the variance is remarkable. Indeed before the Governing Council meetings market participants may only have an *ex ante* distribution of possible outcomes from the Governing Council meeting. To take the simplest possible case, imagine that there are only

two possible outcomes from the meeting. After the policy announcement one of the possibilities has been confirmed and the other one excluded. This will be reflected in the market overnight rate. So some impact on volatility had to be expected. Chart 6 illustrates this point. Starting from day 1, when it is assumed that markets were anticipating even odds of interest continuing at the current level and being raised by 25 basis points, we assume that the Governing Council takes place on day 9. As the day of the meeting approaches, the probability of an interest rate change increases by 0.04. At the day of the meeting the new interest rate is announced to the market. As shown in the graph, despite a very high likelihood of the rate change it is clear that there is a “small jump” in the interest rate at the announcement due to the realisation of the expectations. Such a jump creates an increase in volatility on meeting days.

[Insert Chart 6 about here]

The argument, however, is that there are many other sources of disturbance which impact on EONIA rates. Obvious examples are liquidity shocks or economic data releases. Our results show that the announcement of ECB monetary policy decisions has an insignificant impact relative to the fundamental determinants of market volatility.

3.2. Have money markets anticipated interest rate decisions within reserve maintenance periods: some insight of further intuition.

The aim of this section is to complement the previous analysis with a different, more heuristic approach. Looking at all the monetary policy decisions on interest rates taken since the beginning of Stage Three, this section analyses to what extent the market has anticipated the interest rate changes (or decisions to keep interest rates unchanged) in the ECB. Short-term interest rates contain information about the expected future path of monetary policy interest rates. Among other interesting uses for monetary policy purposes, the extraction of interest rate expectations can provide information on whether an interest rate decision taken by a central bank has been anticipated or not by financial markets. To pursue this analysis, different interest rates (or prices) of market instruments, can be used, either through spot rates or with a calculation of forward rates. (For a general overview to the extraction of market expectations from financial instruments, see Soderlind, P. and L.E.O. Svensson (1997))

It could be argued that the desirable way of reckoning interest rate expectations of a move in ECB's interest rate would be through the derivation of forward rates that correspond to future ECB's two-week reverse transaction rates. However, from a practical point of view, there are no instruments that quote forward two-week collateralised rates in the dates where the MROs take place, so they would have to be derived. Although the repo market could be a good

candidate to perform such role, at least for certain maturities, the existence of different institutional frameworks and several segmented repo markets coexisting in the euro area do not make them yet the best tool for analysing expectations in the euro area. This view is further reinforced as this market is not as deep and liquid as the euro area money markets (see Santillan et al (2000)).

However, as already argued, if banks are risk neutral, the existence of the reserve maintenance period in a world without market frictions should drive funds to be substitutes among days of the same maintenance period. In that framework, banks would arbitrage away any expected differences between the current and future costs of funds. In addition, according to the expectation hypothesis of the term structure, any interest rate can be derived as an average of expected future overnight rates. As the overnight interest rate is the rate at which the payment system clears, any financial transaction between two agents, irrespective of its maturity, ultimately has an impact on the overnight interest rate. In other words, it could be argued that within maintenance periods, in the absence of unforeseen liquidity shocks or news that change expectations, the expectations on ECB's interest rates should be reflected in the overnight interest rates at the beginning of the maintenance period. Due to its euro area representativity and liquidity, EONIA interest rates have become an appropriate tool to extract market expectations (as is also the case with EONIA-swaps). However, as money market instruments, a well-known difficulty arise, which is the need to take into account credit, financing, or term-premia factors in order to compare them to MRO rates.

The money market data used is EONIA rate from 1 January 1999 to 23 March 2001 (the results are notwithstanding practically unchanged when using one week EONIA-swap rates). In order to homogenise information in an easily interpretable way, we consider that the EONIA overnight rate is a linear combination (β , $1-\beta$) of two events. The results provided are calculated using as the two events either a no move or a 25 basis point move in interest rates.

$$i_t = \beta i_{25} + (1 - \beta) i_0$$

β can be interpreted as the probability of *at least* a 25 basis point change, against the alternative of no change in ECB interest rates. Actually, the value for β will become the benchmark: if it is above 50% (in absolute value) it will be considered that the market expected the ECB to change interest rates.

To take account of different estimations of the “natural” or “structural” spread between the EONIA rate and the MRO rate, the calculations have been done with different magnitudes: a spread of 3,5 and 7 basis points between the EONIA rate and MRO rates has been used¹³.

¹³ The medium average of the spread in the sample used has been 7 basis points (6 basis points during fixed MROs and 10 basis point during variable rate tenders). However, these results might be an overestimation of the actual spread, as the sample is dominated by a cycle of expectations of interest

(Insert table 3a about here)

As maintenance periods are considered as a unity, the calculations have been done with the EONIA rates (although the results have been cross-checked using the EONIA one-week swap rate) at the beginning of the maintenance periods. Table 3a shows the results for different spreads.

As it can be seen, at the beginning of the maintenance periods, markets anticipated between 81-88% of the times ECB's decision on interest rates. However, it might be important to take into account the possible arrival of information between the beginning of the maintenance period and the day of the meeting. To do so, we replicate the same calculations for the day before the meeting of the Governing Council (to avoid the liquidity effects, if those days correspond to the last four days of the maintenance period, they are taken out of the sample). The results show that the rate of success of the market in predicting ECB's interest rate movements increases to 86-91%. More precisely, table 3b shows how many times the market has anticipated the central bank decision one day in advance of the meeting, distinguishing between the times where the ECB has moved interest rates, and when it has announced that its interest rates were not changed. As seen, of the 8 times the ECB decided to change its interest rates (none of these meetings were held the last four days of a maintenance period), only 12% of them (once) did the market not anticipate the move, namely the April 1999 move. Of the times the ECB decided to keep its interest rates unchanged, only 8% of the times a change in rate was expected by the market.

[Insert table 3b about here]

rate increases. One approach within this sample (apart from estimating the risk-premia) is to calculate this spread in a period where expectations of an interest rate moves were non-existent. This was the case after the interest rate cut in April 1999. Taking the first three working days of the two maintenance periods following that decision, the spread turns out to be on average 3 basis points (and never higher than 4 basis points).

4. Conclusion

The transition to the new operational framework does not seem to have had a significant impact on the behaviour of money market rates. For example if one looks at volatility or dispersion of overnight interest rates, one finds effects which are significantly smaller than those associated with well-known recurring effects like those related with end of the maintenance period or end of the month. If one looks at the path of interest rates in the single monetary policy period as a whole, the first few weeks do not stand out.

Evidence has been provided showing that learning did take place in particular during the first days of Stage Three of EMU. The adjustment was not instantaneous. A sufficiently significant number of deviations from normal behaviour or inefficiencies can be identified during the first few days. However the evidence in this section also shows that banks seem to have adapted quickly and easily to the new environment. This learning process took place without significant disturbances in the behaviour of money market interest rates. The evidence suggests that the exceptional measures announced by the Governing Council on 22 December 1998, particularly the narrow corridor for interest rates, effectively contained possible volatility in market interest rates.

On the predictability of monetary policy moves our research suggest that looking at the behaviour of EONIA rates within a reserve maintenance period provides an interesting starting point. Our empirical results show that monetary policy announcements, after Governing Council meetings, do not affect the mean interest rates in a statistically significant way. This is consistent with markets not making systematic mistakes in anticipating the announcements. This perception is confirmed by looking at the results for the variance. It can be seen, from Table 2, that neither the meeting day dummy nor the day after meeting dummy has a statistically significant impact on the variance of overnight rates. The interpretation suggested is that the announcement of ECB monetary policy decisions has an insignificant impact on the volatility of market interest rates relative to fundamental determinants of market volatility. In addition, using a more heuristic approach it is shown that markets are able to predict ECB's interest rate decisions quite accurately.

REFERENCES

Angeloni, I., V. Gaspar and Oreste Tristani, 1999, The Monetary Policy Strategy of the ECB, in D. Cobham and G. Zis (eds.), From EMS to EMU, Macmillan.

Aspetsberger, A., 1996, Open Market Operations in EU Countries, EMI Staff Papers, 3.

Cecchetti, Stephen, 2001, Legal Structure, Financial Structure and Monetary policy transmission, in Deutsche Bundesbank (ed.), The Monetary Transmission Process, Palgrave.

Escrivá, J-L and G. Fagan, 1996, Empirical Assessment of Monetary Policy Instruments and Procedures in EU Countries, EMI Staff Papers, 2.

Davis, D. and C. Holt, , 1993, Experimental Economics, Princeton: Princeton University Press.

European Central Bank (ECB), 1998a, “The Single Monetary Policy in Stage Three: General Documentation on the Eurosystem monetary policy instruments and procedures”.

European Central Bank (ECB), 1998b, A Stability-Oriented Monetary Policy Strategy for the ESCB, press release, (available on the Internet <http://www.ecb.int>), October 13.

European Central Bank (ECB), 1999, The Stability-Oriented Monetary Policy Strategy of the Eurosystem, ECB Monthly Bulletin, January (available on the Internet <http://www.ecb.int>).

European Central Bank (ECB), 2000a, “The Single Monetary Policy in Stage Three: General Documentation on the Eurosystem monetary policy instruments and procedures”, November (available on the Internet <http://www.ecb.int>).

European Central Bank (ECB), 2000b, “The Two Pillars of the ECB Monetary Policy Strategy”, ECB Monthly Bulletin, November (available on the Internet <http://www.ecb.int>)

European Monetary Institute (EMI), 1997a, “The Single Monetary Policy in Stage Three: Specification of the operational framework”, January (available on the Internet <http://www.ecb.int>).

European Monetary Institute (EMI), 1997b, “The Single Monetary Policy in Stage Three: General Documentation on the Eurosystem monetary policy instruments and procedures, November (available on the Internet <http://www.ecb.int>).

Gaspar, V., K. Masuch, H. Pill, 2001, The ECB’s Monetary Policy Strategy: Responding to the Challenges of the Early Years of EMU, paper presented the Conference “The Functioning of EMU: the Challenge of the Early Years”, organised by the Directorate General Economic and Financial Affairs of the European Commission.

Hamilton, James, 1996, The Daily Market for Federal Funds, Journal of Political Economy, 104 (1): 26-56.

Hartmann, P., M. Manna and A. Manzanares, 2001, The Microstructure of the Euro Money Market, European Central Bank, mimeo.

Hey, J., 1991, Experiments in Economics, Oxford: Basil Blackwell.

Issing, Otmar, Vítor Gaspar, Ignazio Angeloni and Oreste Tristani, 2001, *Monetary Policy in the Euro Area: Strategy and Decision-Making at the European Central Bank*, Cambridge: Cambridge University Press, forthcoming.

Kagel, J. and A. Roth, 1995, *Handbook of Experimental Economics*, Princeton: Princeton University Press.

Krueger, J. and K. Kuttner, 1996, The Fed Funds Futures Rate as a Predictor of Federal Reserve Policy, *Journal of Futures Markets*, 16 (8), 865-879.

Kuttner, K., 2000, Monetary Policy Surprises and Interest Rates: Evidence from the Fed Funds Futures Markets, February.

La Porta, R., F. Lopez-de-Silanes, A. Shleifer and R.W. Vishny, 1997, Legal Determinants of External Finance, *Journal of Finance*, 52, 1131-1150.

La Porta, R., F. Lopez-de-Silanes, A. Shleifer and R.W. Vishny, 1998, Law and Finance, *Journal of Political Economy*, 92, 40-58.

Manna, M., H. Pill and G. Quirós, 2001, The Eurosystem's Operational Framework in the context of the ECB's Monetary Policy Strategy, European Central Bank, mimeo.

McCallum, B.T., 1999, Issues in the Design of Monetary Policy Rules, in J. Taylor and M. Woodford (eds.), *Handbook of Macroeconomics*, vol. 1c, chapter 23, Amsterdam: North-Holland.

McCallum, B.T., 2001, Analysis of the Monetary Transmission Mechanism, in Deutsche Bundesbank (ed.), *The Monetary Transmission Process*, Palgrave.

Meltzer, A.H., 1993, "Commentary: the Role of Judgement and Discretion in the Conduct of Monetary Policy, Federal Reserve Bank of Kansas City, *Changing Capital Markets: Implications for Monetary Policy*.

Perez-Quirós, G. and Hugo Rodriguez Mendizabal, 2001, The daily market for Funds in Europe: Has Something Changed with the EMU?, ECB Working Paper. Number 67.

Poole, W. and R. Rasche, 2000, Perfecting the Markets Knowledge of Monetary Policy, *Journal of Financial Services Research*, 18, pp. 255-298.

Santillan, J; M. Bayle and C. Thygesen "The impact of the euro on money and bond markets", ECB Occasional Paper Series, July 2000

Soderlind, P. and L.E.O. Svensson, 1997, "New Techniques to Extract Market Expectations from Financial Instruments". *Journal of Monetary Economics*; 40(2), October , pages 383-429.

Woodford, Michael, 2000, Monetary Policy in a World without Money, *International Finance*, Vol. 3, 2, July, pp. 229-260.

ANNEX: ECB PRESS RELEASE

The ECB interest rates to be applied at the start of Stage Three

22 December 1998

On 1 January 1999 the ESCB will assume responsibility for defining and implementing the single monetary policy of the euro area. At today's meeting, the Governing Council of the ECB took a decision on the interest rates that will apply to the monetary policy instruments of the ESCB as from the start of Stage Three of EMU. These ECB interest rates will play a key role in signalling the monetary policy stance of the ESCB.

In this context, the Governing Council recalled that on 3 December 1998, in a co-ordinated decision, all the national central banks participating in the single monetary policy lowered their key central bank interest rates to 3% (with the exception of the Banca d'Italia, which reduced its discount rate to 3.5%). As explained by the ECB at that time, these decisions were based on a consensus reached in the ECB's Governing Council following a common assessment of the economic, monetary and financial situation in the euro area. The joint reduction in central interest rates had to be seen as a de facto decision on the level of interest rates with which the ESCB will start Stage Three and which it intends to maintain for the foreseeable future.

Against this background, the Governing Council decided today to conduct the first main refinancing operation of the ESCB as a fixed rate tender and to set the level of the interest rate for this operation at 3%, in line with the key central bank rates prevailing at the end of Stage Two.

With respect to the interest rates on the ESCB's standing facilities, which are designed to form a corridor for movements in short-term money market rates, the Governing Council decided that the interest rate for the marginal lending facility will be set at a level of 4.5% and the interest rate for the deposit facility at a level of 2%. These are the rates of the ESCB's standing facilities at the start of Stage Three, i.e. 1 January 1999.

However, as a transitory measure, between 4 January 1999 and 21 January 1999, the interest rate for the marginal lending facility will be set at a level of 3.25% and the interest rate for

the deposit facility at a level of 2.75%. This measure aims at smoothing the adaptation of market participants to the integrated euro money market during the initial days of Monetary Union. The Governing Council intends to terminate this transitory measure following its meeting on 21 January 1999.

Further details of relevance for the submission of bids by counterparties to the first main refinancing operation will be announced on 4 January 1999. The allotment decision of the operation will be made public on 5 January 1999 and settlement will take place on 7 January 1999.

The first longer-term refinancing operation will be announced on 12 January 1999. The allotment decision of the operation will be made public on 13 January 1999 and settlement will take place on 14 January 1999. The Governing Council decided today that this operation will be conducted as a variable rate tender, using the single rate auction procedure.

In order to guide financial market participants to the new euro money market situation prevailing in Stage Three, some further technical information concerning the liquidity conditions expected at the start of Stage Three is annexed to this press release.

ANNEX

Information relating to the liquidity conditions at the start of Stage Three

To contribute to a smooth reserve management by credit institutions and to a smooth functioning of the euro area-wide interbank money market at the beginning of Stage Three, the Governing Council of the ECB wishes to draw attention to some features of the liquidity situation prevailing in the first days of Stage Three:

- The transition to the reserve requirement system of the ESCB is expected to imply that the aggregate reserve holdings of credit institutions might be lower on the first three days of Stage Three than the aggregate reserve requirements to be fulfilled on average within the first maintenance period ending on 23 February 1999. However, the ESCB intends to

provide sufficient liquidity in its first regular refinancing operations to allow credit institutions (on aggregate) to neutralise the reserve deficits accumulated in the first days of Stage Three. It should be noted that the precise aggregate reserve requirements relevant in the maintenance period of 1 January 1999 to 23 February 1999 will not be known from 1 January 1999 on, but only in the course of the first maintenance period.

- The initial distribution of liquidity within the euro area might be uneven. For that case, interbank flows of reserves are anticipated to level the liquidity situation in the euro area from 4 January 1999 on.

As a general measure to give orientation to credit institutions in their reserve management, the Governing Council of the ECB has also taken the decision to publish regularly in Stage Three the following information regarding the liquidity conditions in the euro area:

- the aggregate current account holdings (mainly consisting of minimum reserve holdings) of euro area credit institutions with the ESCB on the preceding ESCB business day;
- the aggregate use of the standing facilities on the preceding ESCB business day;
- the aggregate minimum reserve requirement for the current maintenance period; (This figure will be published after the publication of monetary statistics for the same month. In effect, this will be a few days after the start of the maintenance period.)
- the average aggregate current account holdings (including minimum reserves holdings) of euro area credit institutions in the current maintenance period up to (and including) the preceding ESCB business day.

The ECB intends to publish this information by 9.30 a.m. on every ESCB business day. Since the reserve requirements in the first maintenance period will not be known until the end of January 1999, the ECB will provide, in this special case, tentative estimates of the aggregate reserve requirements.

European Central Bank

Press Division

Table 1

Monetary policy operations	Types of transactions		Maturity	Frequency	Procedure
	Provision of liquidity	Absorption of liquidity			
OPEN MARKET OPERATIONS					
Main refinancing operations	Reverse transactions		Two weeks	Weekly	Standard tenders
Longer-term refinancing operations	Reverse transactions		Three months	Monthly	Standard tenders
Fine-tuning operations	Reverse transactions	Foreign exchange swaps	Non-standardised	Non-regular	Quick tenders
	Foreign exchange swaps	Collection of fixed-term deposits			Bilateral procedures
	Outright purchases	Reverse transactions		Non-regular	Bilateral procedures
		Outright sales			
Structural operations	Reverse transactions	Issuance of debt certificates	Standardised/non-standardised	Regular and non-regular	Standard tenders
	Outright purchases	Outright sales		Non-regular	Bilateral procedures
STANDING FACILITIES					
The marginal lending facility	Reverse transactions		Overnight	Access at the discretion of counterparties	
The deposit facility	Deposits		Overnight	Access at the discretion of counterparties	

Table 2

The estimated model is:

$$i_t = i_{t-1} + \beta' X_t + \varepsilon_t$$

$$\frac{\varepsilon_t}{\sqrt{h_t}} \sim pN(0,1) + (1-p)N(0, \sigma^2)$$

$$\ln(h_t) = \lambda' V_t + \sum_{=1} \left[\delta_{.1} (\ln(h_{t-1}) - \lambda' V_{t-1}) + \delta_{.2} \frac{\varepsilon_{t-1}}{\sqrt{h_{t-1}}} + \delta_{.3} \left(\frac{|\varepsilon_{t-1}|}{\sqrt{h_{t-1}}} - E \left(\frac{|\varepsilon_{t-1}|}{\sqrt{h_{t-1}}} \right) \right) \right]$$

with:

$$X_{1t} = \text{Constant}$$

$$X_{2t} = \text{End MP Dummy}$$

$$X_{3t} = \text{Beginning MP Dummy}$$

$$V_{1t} = \text{Constant}$$

$$V_{2t} = \text{End MP Dummy}$$

$$V_{3t} = \text{Beginning MP Dummy}$$

$$V_{4t} = \text{End Year Dummy}$$

$$V_{5t} = \text{End Month Dummy}$$

$$V_{6t} = \text{Friday}$$

Mean Parameters		
X _{1t}	-0.203	(0.094)
X _{2t}	-0.970	(1.163)
X _{3t}	5.747	(0.968)
Variance Parameters		
V _{1t}	-10.930	(0.394)
V _{2t}	3.797	(0.260)
V _{3t}	1.369	(0.347)
V _{4t}	4.995	(1.261)
V _{5t}	2.221	(0.332)
V _{6t}	0.184	(0.229)
V _{7t}	0.422	(0.373)
V _{8t}	0.598	(0.348)
Other Variance Parameters		
d ₁₁	0.256	(0.046)
d ₂₁	0.079	(0.022)
d ₃₁	0.219	(0.044)
d ₁₂	0.099	(0.089)
d ₁₃	0.195	(0.075)
p	0.677	(0.306)
σ	3.671	(0.306)

The model has been estimated by maximum likelihood. Standard errors are displayed in parenthesis.

Table 3.a

Have Money Markets anticipated ECB's decisions?

	Spread		
	3bp	5bp	7bp
At the beginning of the MP	81%	88%	85%
One day before the meeting	86%	91%	86%

Note: The table presents the number of times in which markets have anticipated correctly the ECB's decisions for different values of the "natural spread" between the Eonia and the MRO rates. Meetings held in the last four days of the maintenance period are not considered

Table 3.b

Have Money Markets anticipated ECB's decisions?

	Market Expectations		Number of Observations	
	Move	No Move		
ECB	Move	88%	12%	8
	No Move	8%	92%	36

Note: The table presents the number of times in which markets have anticipated correctly the ECB's decisions for a spread of 5bp between the Eonia and the MRO rates. Meetings held in the last four days of the maintenance period are not considered

Chart 1.a
Eonia and Key ECB Rates Full Sample

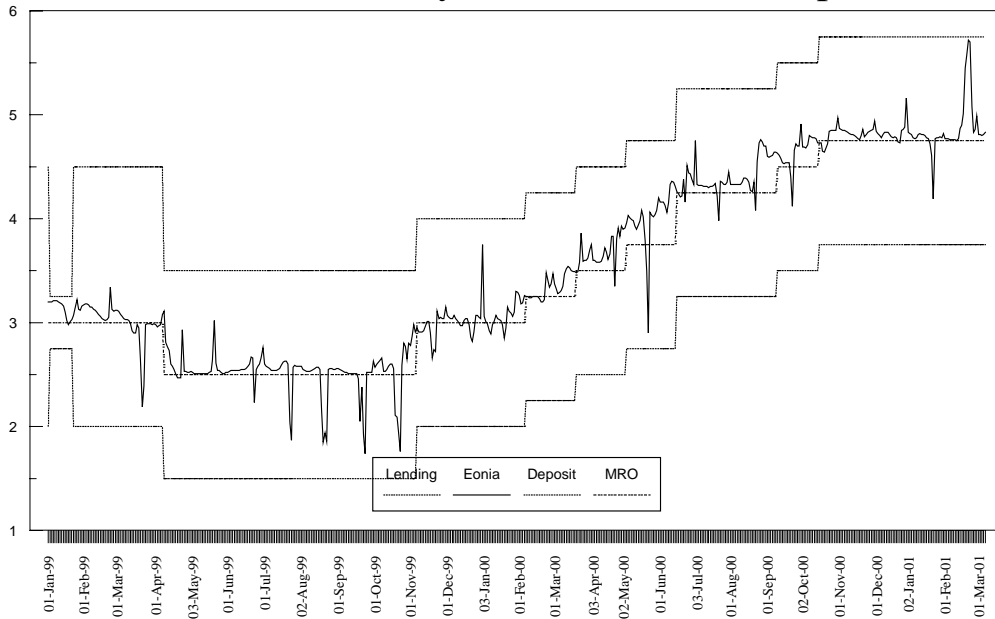
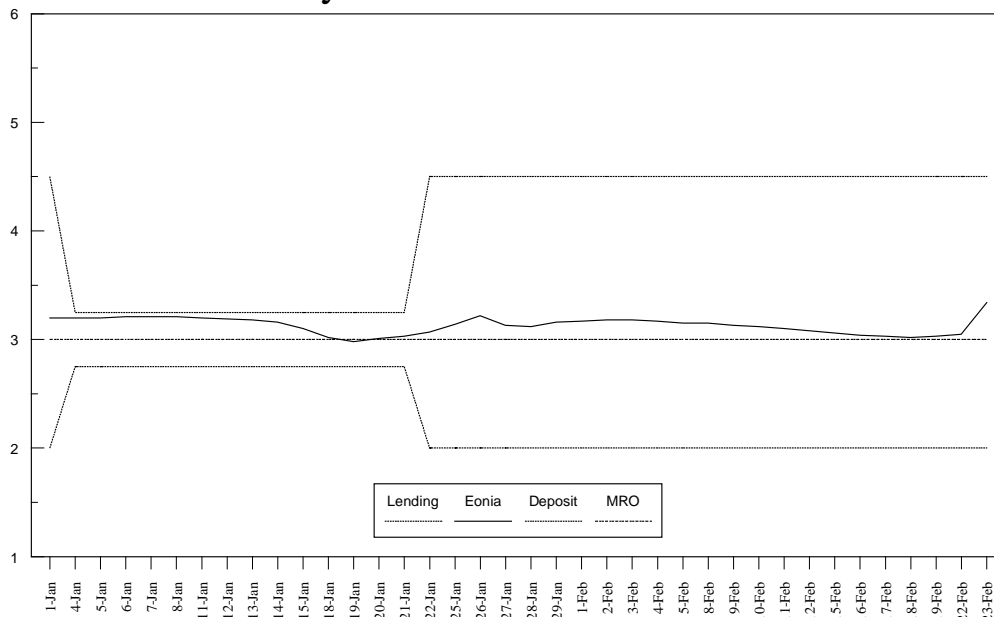


Chart 1.b
Eonia and Key ECB Rates. First Maintenance Period



Source: ECB. The solid line represents the EONIA rates. The dotted line represents the rates associated with the marginal lending and deposit facilities. The broken line represents the rates of the MRO before June 2000 and the rates for the minimum rate tenders after that date

Chart 2.a

Difference between first and third quartile rates. Full Sample

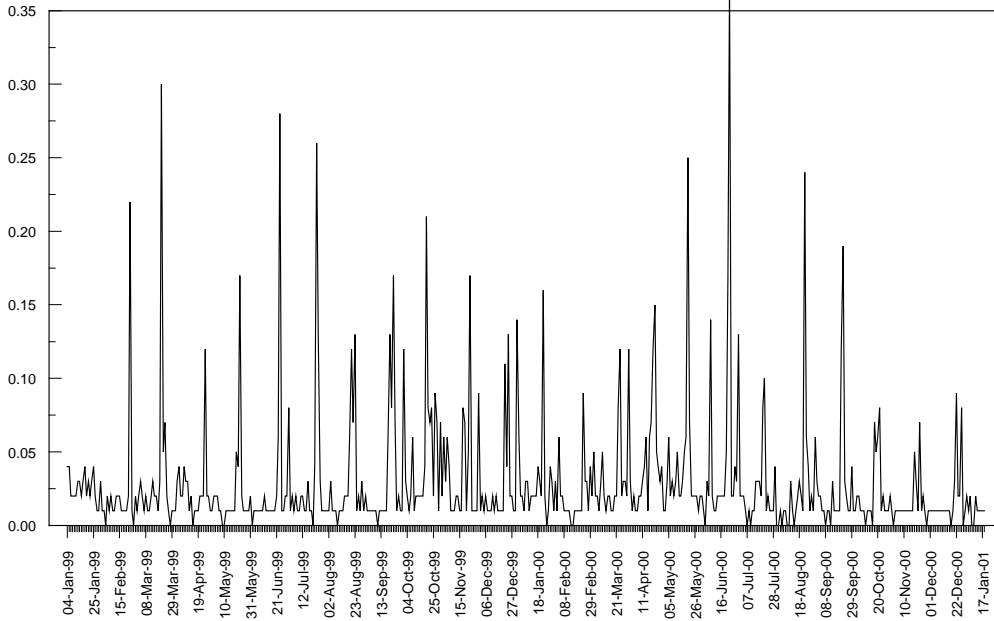
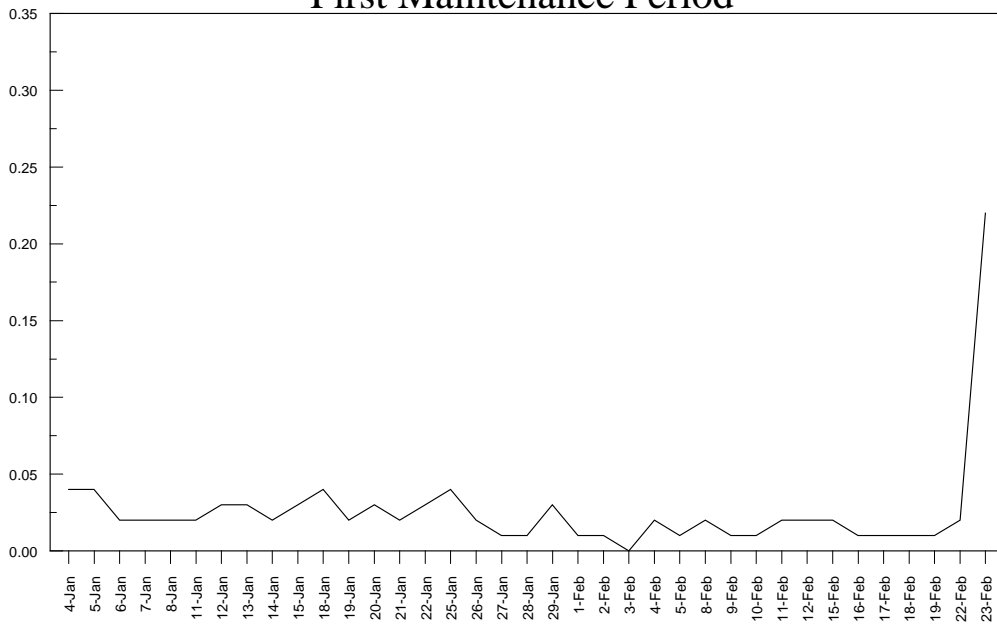


Chart 2.b

Difference between first and third quartile rates.

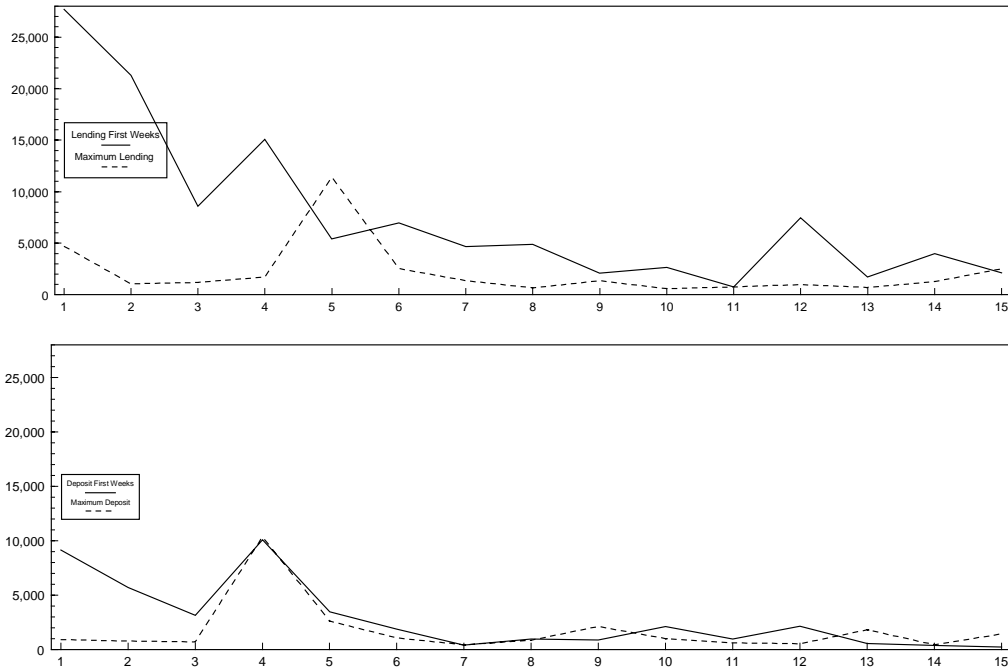
First Maintenance Period



Source: EBF. The graph plots the difference between the rate paid by the Euro that represent the 25% cheaper and the one that represent the 25% more expensive. This difference represents a robust measure of dispersion. Data come from the EONIA panel

Chart 3

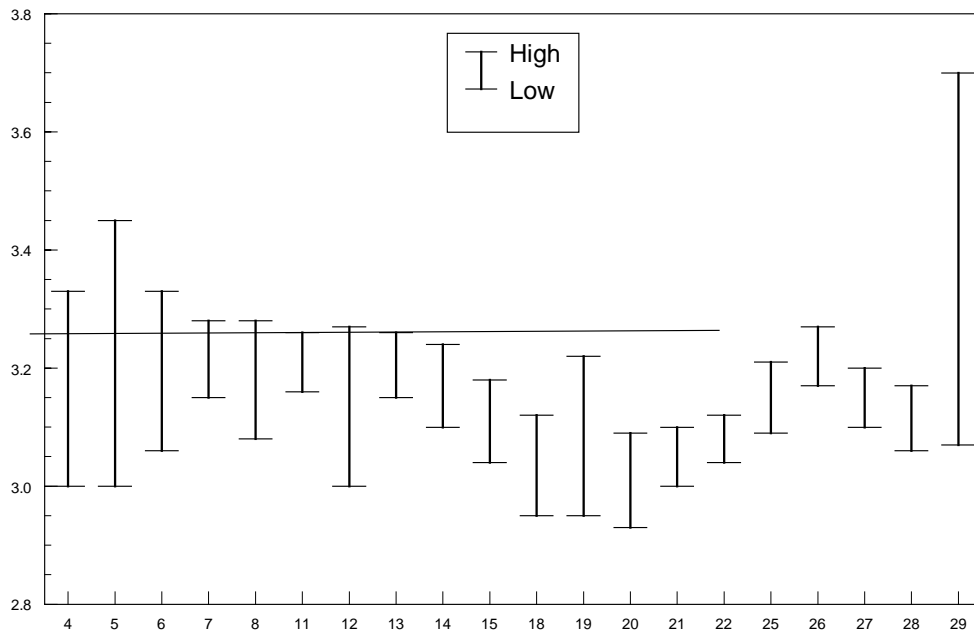
Use of Marginal Lending and Deposit Facilities



Source: ECB The graph plots the use of the marginal lending and deposit facilities in millions of Euros for the period comprising the first three weeks of the first maintenance period and the maximum of the first three weeks of the other maintenance periods.

Chart 4

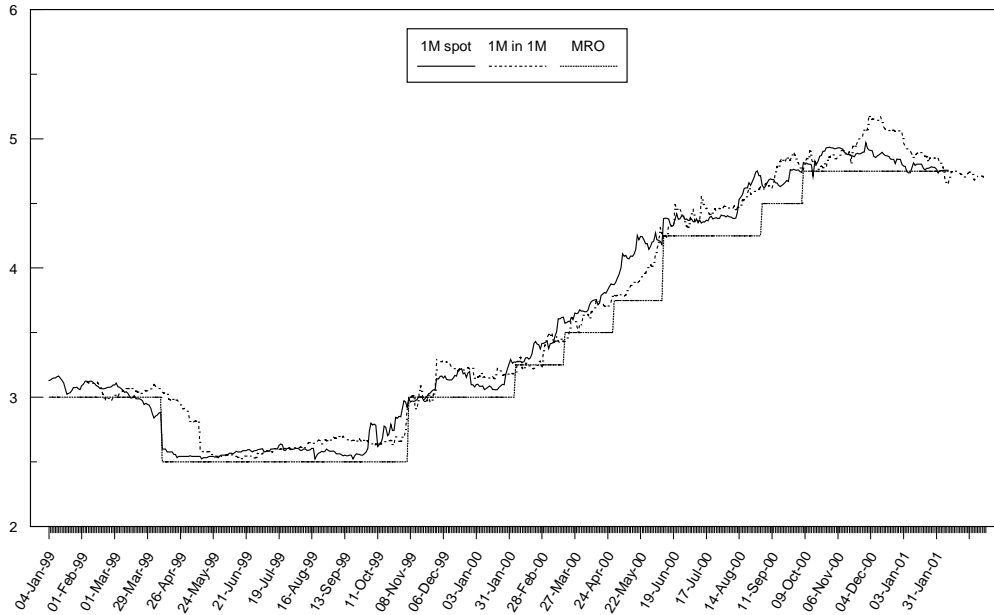
Maximum and minimum transaction rates. First 4 weeks



Source: EBF. The graph plots the minimum and the maximum rates paid to the banks that contribute to the Eonia rates. The horizontal axis represents the days of the month of January 1999. The solid horizontal line represents the lending rate fixed by the ECB. After January 22nd, this lending rate is no longer in the graph because it goes up to 4.5. The deposit rate for this period was 2.75 before January 22nd and 2 after this day.

Chart 5

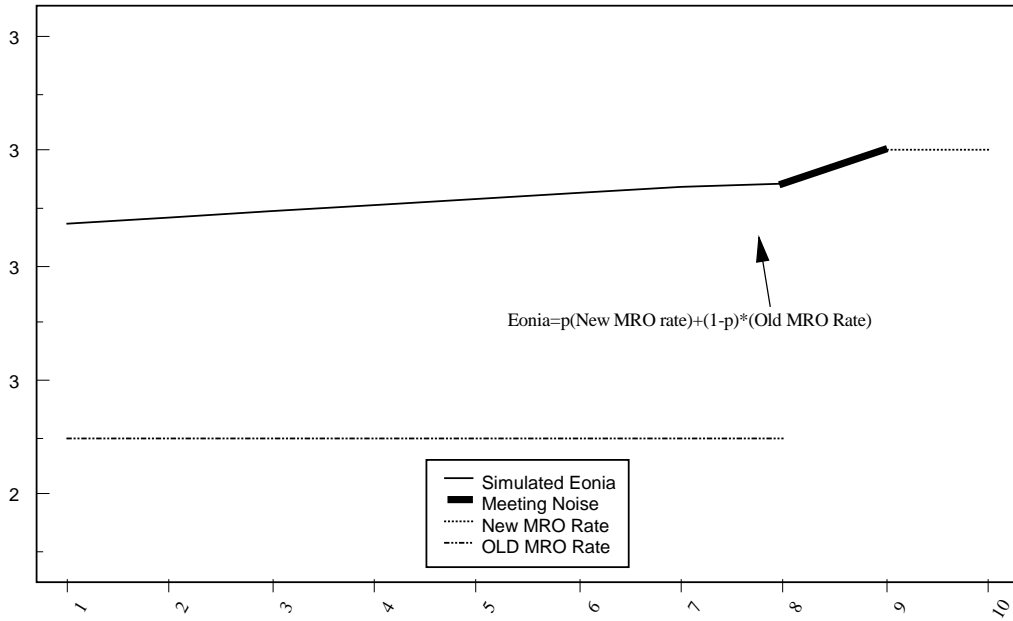
One month rates and MRO rates



Source: ECB. The solid line represents the one-month EONIA - swap rate. The dotted line represents the rate of the MRO before June 2000 and the rate for the minimum rate tenders after that date. The broken line represents the one month ex-post rate as calculated with the EONIA swap curve.

Chart 6

Volatility associated with expected changes in rates



The chart illustrate a change in the MRO from 2.75 to 3. The simulated Eonia rates have been calculated using a sequence of probabilities "p" that started in 0.5 and were adjusted by an increase of .04 each day in the probability of a change in rates. The bold line represents the associated volatility to the realization of the expectation.

Discussion

Peter Bofinger

Universität Würzburg and CEPR

The paper by Vitor Gaspar et al. discusses the process of money supply in the euro area. As this part of the transmission process is traditionally not very much in the centre of academic interest the results of the paper are innovative and stimulating. More specifically the paper analyses the stochastic behaviour of overnight rates in the euro area with the basic idea that expectations about changes in overnight rates within the reserve maintenance period should affect spot overnight rates from the beginning of the reserve maintenance period. The most important result of the paper is that monetary policy announcements by the ECB do not affect the level of overnight money market rates. The authors regard this as consistent with the markets accurately anticipating these announcements. A second result is that the announcement of ECB monetary policy decisions has an insignificant impact on the volatility relative to the fundamental determinants of market volatility.

For a discussion of these results it is important to have brief look at the basic mechanisms of money market control.¹⁴ The starting point is the fact that the central bank acts as a monopolistic supplier in the money market. A second important issue is whether this supplier intends to stabilise money market interest rates or the monetary base. The ECB like all other central banks in the world has decided to use the short-term money market rate as its operating target. In this framework, however, one has to be very careful in assessing the information content of money market interest rates. In particular, shifts in the demand for reserves are reflected in the stock of reserves (B) rather than in the money market rate (i_R), which implies that focusing on short-term money market rates is not sufficient to find out something about the expectations of commercial banks (Chart 1) . Accordingly, changes in overnight rates mainly reflect the actions of the central bank, while the behaviour of commercial banks can be traced in the changes of reserve holdings.

¹⁴ For detail see Bofinger (2001)

These relationships are not always so clear since all central banks use a rather complicated set of monetary policy instruments. The logic of interest rate targeting would become most obvious if central banks would follow a more simplistic approach. For instance, the ECB could reach a comprehensive control of the money market with one instrument only: a refinancing facility with a overnight maturity. With this single instrument the overnight money market rate would always be perfect on target: no commercial bank would lend to another bank at a lower rate than the rate of this facility, and no bank would borrow from another bank at a higher rate. Of course such a perfectly stable overnight rate would never be affected by banks' expectations about interest rate changes. The latter would only be reflected in rates for longer maturities, which are not under a direct central bank control.

Unfortunately, the ECB like all other central banks uses a much more complicated operating procedure to achieve its interest rate targeting. With regard to the main refinancing operations, in the first 18 months, the ECB used fixed rate tenders with a maturity of 14 days. Afterwards it has changed to a variable rate tender, but since the ECB fixes the quantity only after it has received all the bids of the banks this can be considered as a "fixed-rate tender in disguise".

As the ECB's main refinancing operations are based on an instrument with a maturity of 14 days, simple arbitrage logic implies that the ECB has direct control only over a hypothetical money market rate for a maturity of 14 days: in addition, as the transactions are executed only once a week, the control is not permanent.

Thus, the overnight rate on which the paper by Gaspar et al. as well as the papers by Quirós and Mendizábal (2000) and by Poole and Rasche (2000) focus is controllable only in a rather indirect way. It depends on banks' demand for reserves and the ECB's supply of reserves at the beginning of the seven day period that spans between two repo operations. Given the ECB's overall approach of interest rate targeting it seems plausible that the ECB provides reserves by its weekly repos in a way that the overnight rate will remain within the limits set by the deposit and the marginal financing facility and that it ideally remains close to the repo rate. With the exception of the period between February 2000 and July 2000 this was generally the case. In case of unexpected changes in the demand or supply of liquidity before the next repo transaction the ECB could respond with quick tenders, but it normally has allowed some fluctuation of the overnight rate.

In other words, one can assume that changes in the overnight mainly reflect mistakes in the ECB's liquidity forecast or unexpected shocks to the money market.¹⁵ Because of the averaging provisions of the ECB's minimum reserve system such shocks do not always affect the overnight rate. In the first three weeks of the maintenance period individual banks and the banking system as whole can react to an excess supply of or demand for liquidity by holding higher or lower ECB deposits than warranted from individual or total reserve requirements. In the last week of the maintenance period, however, such a safety valve is no longer existent. If the ECB supplies too little (too much) liquidity in its repo for this week, it creates an overall liquidity deficit (surplus). With a completely inelastic demand for reserves this has the effect that the banks have to make use of the marginal or the deposit facility.

This explains the well-known fact of the high volatility associated with the end of maintenance period. Thus, so far also under the ECB's operating procedures, the overnight rate does not necessarily reveal expectations of commercial banks but only the ECB's ability to control the money market with its repo transactions.

The very fact that the variance in the last days of the maintenance period is less than under the Bundesbank's money market policy can be explained by the different toolbox of the two central banks. In contrast to the ECB, the Bundesbank did not have the instrument of a deposit facility. It also did not know the actual reserve requirement in the first two weeks of the maintenance period. In other words, in the not unlikely case of an excess liquidity in the first half of the maintenance period, there was a risk of a decline in the overnight rate under the repo rate which would have required that the Bundesbank conducts outright open-market operations. As the Bundesbank was very reluctant to use this instrument, it followed the approach of creating very high short-term rates at the end of the maintenance period. This was a strong incentive for the banks to use any excess liquidity for fulfilling their reserve requirement in the first three weeks. In other words, the Bundesbank's approach enforced the equilibrating mechanism of the minimum reserve instrument, at least in the first three weeks of the reserve period. In the case of the ECB, the situation is different as excess liquidity is always automatically neutralised by the deposit facility. In addition, when the maintenance period starts, the ECB is perfectly informed about the actual reserve requirements.

¹⁵ With regard to its liquidity management, the ECB notes that she „acts under conditions of uncertainty: owing to unforeseen shocks, forecasts of different liquidity factors inevitably contain an element of error.“ Thus, „ex post, the liquidity profile deviates, sometimes significantly, from that projected when the decision on the weekly tender is taken“ (ECB 1999, p. 39).

This leads to the question of how the commercial banks can try to react in their liquidity management to an anticipation of an increase or a decline in the repo rate. Let us assume for the purpose of simplicity that the maintenance period consists of two sub-periods only, that the ECB offers a repo for each sub-period at the beginning of this period, and that the commercial banks expect at the beginning of the maintenance period with certainty that in the second sub-period the repo rate will be increased.

As the banks know their reserve requirement at the beginning of the maintenance period they could be tempted to bid at the fixed rate tender at least twice the amount of this requirement. But, since the ECB remunerates minimum reserves such effects are not self-evident. They can be only due to the effect that the interest rate that is applied for that purpose at the end of the maintenance period is the most recent repo rate. Thus, there is a limited arbitrage opportunity if a bank borrows reserves at a lower rate than the rate which is used for the remuneration. If all banks behave in the same way, the ECB is confronted with the problem that the sum of the bids is twice the liquidity needs for the first sub-period.

There are two polar solutions to this problem. The ECB could supply the total liquidity that has been demanded. In this case the minimum reserve requirement is completely fulfilled in the first sub-period. As the demand and the supply are balanced, the overnight rate would remain close to the repo rate. In the second sub-period the banks would need liquidity only for currency in circulation. Consequently the volume of the second repo would be relatively low. It would be supplied at the new higher repo rate which would then also determine the overnight rate. Thus, by tailoring the supply of liquidity to the profile of demand of the banking system, the ECB could again perfectly target the overnight rate.

The alternative response of the ECB is a supply of liquidity that equals a reserve maintenance that is evenly distributed over the reserve period. In this case, at the old repo rate each individual bank would demand additional liquidity. This would drive the money market rate above the old repo rate and very close to the new repo rate: for each bank it would be profitable to borrow all reserves for the maintenance in the first sub-period as long as the overnight rate in the first sub-period is lower than the new repo rate. Thus, with this policy the central bank loses the control over the overnight rate in the first sub-period.

In other words, in the two polar solutions the overall trade-off between interest rate and monetary base targeting re-emerges. As a consequence, the information content of overnight rates depends crucially on the control procedures of the ECB. If it targets interest rates in a consequent way, changes in overnight rates only reflect control errors or unanticipated shocks. They have nothing to say about the expectations of commercial banks. However, if the ECB follows the second approach, the overnight rates in the first sub-period provide information about expectations, but not the rates in the second sub-period. Since there is no connection with the subsequent reserve periods, the rates in the second period are always determined by the overall demand which is completely inelastic in the short-run and the overall supply by the ECB. But even in this case it would make no sense to analyse the whole time series of overnight rates, but only the rates in the first half or the first three quarters of the maintenance period.

In other words, the results by Vitor Gaspar et al. could also be explained by the fact that the ECB has followed a rather consequent interest rate targeting within the reserve periods. Therefore, for an analysis of the behaviour of commercial banks it would be interesting to look at the profile of reserve holdings during the maintenance period. These data are not published by the ECB. But a chart from the paper by Quirós and Mendizábal (2000) shows that in the first half of the reserve period reserve holdings are higher than in the second half. Since during most of the ECB's existence markets were expecting an increase in the repo rate, this tends to confirm the result that the ECB's interest rate policy was widely expected by the banks.

In this regard, it is interesting to look at another piece of evidence which is provided by the ECB's longer-term refinancing operations. As these operations have always been executed in the form of a pure variable rate tender the associated interest rates provide a fairly good indicator of the markets' forecast for the overnight rate in the subsequent 90 days. Chart 2 shows that these forecasts have been quite good. They also confirm the hypothesis of the paper that there has been a learning process in the last two years since the forecast errors have declined considerably.

References

Bofinger, Peter (2001): Monetary Policy: Goal, Institutions, Strategies, and Instruments. Oxford University Press, Forthcoming.

European Central Bank (1999): The Operational Framework of the Eurosystem: description and first assessment. Monthly Bulletin, May, 29-43.

Gaspar, Vítor, Perez-Quiros, Gabriel and Jorge Sicilia (2001), “The ECB Monetary Strategy and the Money Market”.

Poole, William and Robert H. Rasche (2000): Perfecting the Market's Knowledge of Monetary Policy. In: Journal of Financial Services Research, 18: 2/3, 255-298.

Quirós, Gabriel Perez and Hugo Rodríguez Mendizábal (2000): The Daily Market for Funds in Europe: Has Something Changed with the EMU? Working paper, Departament d'Economia i Empresa, UPF ; Nr. 474.

Chart 1: Interest Rate and Monetary Base Targeting

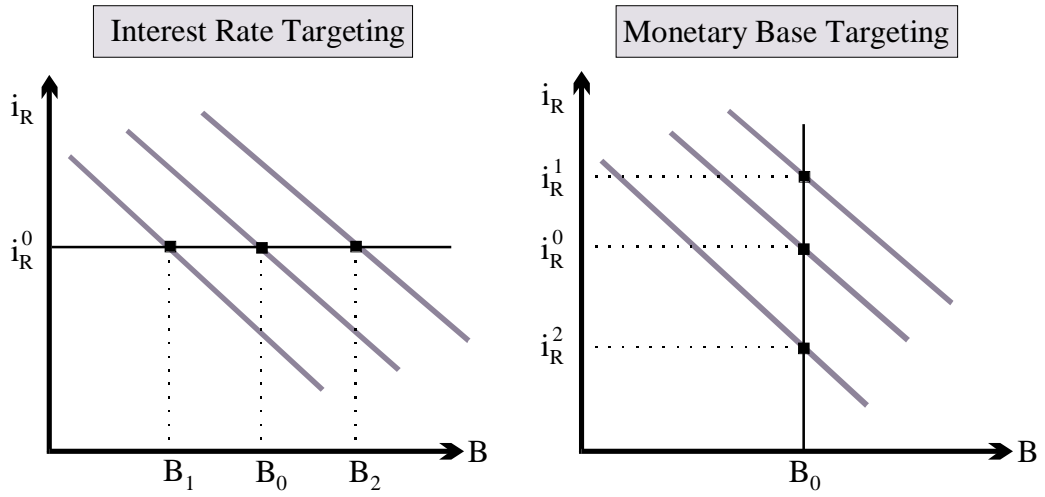
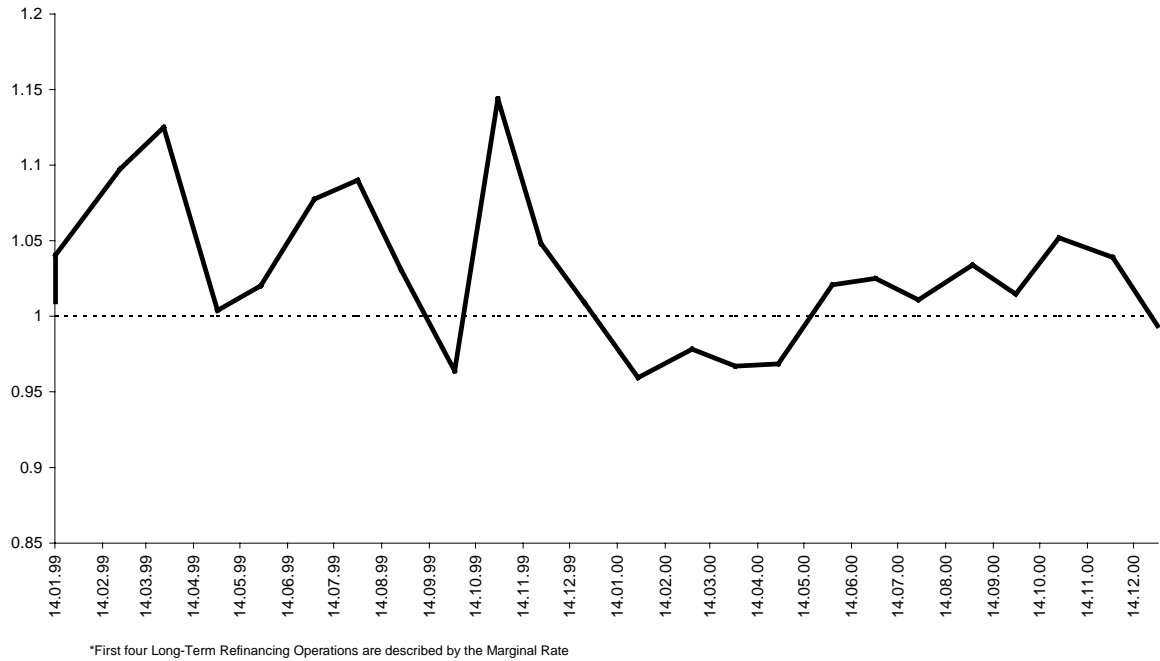


Chart 2 : Ratio of the Long-Term Refinancing Operation Rate (wheighted average*) and average Eonia in the subsequent 90 days



Lars E.O. Svensson

Institute for International Economic Studies, Stockholm University; CEPR and NBER

This informative and well-written paper by Gaspar, Perez-Quirós and Sicilia [5] mainly deals with two issues, namely (1) the “learning period,” the first three weeks of the introduction of the Euro in January 1999, and (2) how predictable the Eurosystem interest-rate decisions have been. There is less about Eurosystem monetary-policy strategy than I anticipated from the title.¹

Regarding the first issue, the learning period, I am not sufficiently knowledgeable about the details of the first few weeks of Euro history to provide a very detailed discussion. Instead I will propose two obvious and sensible simplifications of the Eurosystem’s implementation of monetary policy. Regarding the second issue, how predictable Eurosystem interest-rate decisions have been, I will provide some general discussion of implementation and measures of predictability.

1 Simplifying Eurosystem implementation

As discussed in the paper, the Eurosystem has instituted reserve requirements, more precisely average reserve requirements over given reserve-maintenance periods. As shown in chart 1.a of [5], these result in upward or downward spikes in the overnight interest rate, due to banks’ scrambling for additional reserves or dumping excess reserves at the end of the maintenance periods.

These reserve requirements are completely unnecessary (see Goodfriend and King [6] for a more detailed discussion). Canada, New Zealand, Sweden, and the U.K. have no explicit (or effective) reserve requirements. Still, implementation of monetary policy in these countries works fine. Indeed, the reserve requirements and the maintenance period provide a distortion, which shows up in the upward or downward spikes at the end of the maintenance period. These spikes imply some unnecessary inefficiency; they do not provide any benefits, only costs. Hopefully, these costs are small.

Indeed, since the Eurosystem, as practically all central banks these days, have opted for an interest-rate implementation of monetary policy, it should aim at inducing an overnight interest rate as close to its main refinancing rate as possible. The reserve requirements and the maintenance period detract from that. Instead, the overnight interest rate can be effectively controlled by the main refinancing operations and by setting the corridor between the interest rates of the deposit and lending facilities to control the variability of the overnight rate. So my first suggestion to simplify the implementation is to abolish the reserve requirements.

My second proposal concerns the main refinancing operations. These are done at a weekly frequency, but they concern repurchase agreements of two-week maturities. This means that the Eurosystem is often borrowing or lending money for two weeks to the market, when the market participants know that the Eurosystem may change the interest after one week. Clearly, there will be problematic situations with either a shortage or an excess of willing participants in such transactions. The solution is simple: the frequency of main refinancing operations should match

¹ I have previously discussed and scrutinized Eurosystem strategy in Svensson [9] and [10]. See Alesina, Blanchard, Galí, Giavazzo and Uhlig [1], Galí [4] and Blinder, Goodhart, Hildebrand, Lipton and Wyplosz [2] for recent very insightful discussion and scrutiny.

the maturity. If the frequency is weekly (two-weekly), the maturity should be one week (two weeks). Sveriges Riksbank (the central bank of Sweden) came to this obvious conclusion many years ago.

2 Implementation and predictability

Regarding issues of implementation and predictability, I think it is advantageous to review the bigger picture of monetary-policy transmission. Consider the standard (and Eurosystem) situation when a short interest rate, i_t , is the central bank's instrument. Furthermore, consider a standard forward-looking aggregate-demand relation, similar to the one referred to in Clarida's [3] contribution to this conference. Expressed in terms of the output gap, this can be written

$$x_t = x_{t+1|t} - \sigma(r_t - r) + \dots,$$

where x_t denotes the output gap in period t , $x_{t+1|t}$ denotes the output gap in period $t + 1$ expected in period t , σ is a positive constant, r_t denotes the short real interest rate, defined by

$$r_t \equiv i_t - \pi_{t+1|t},$$

where $\pi_{t+1|t}$ denotes one-period-ahead inflation expectations, and r is the average (short) real rate. Furthermore, \dots denotes other (exogenous) factors affecting the output gap. Under the assumption that T -period-ahead output-gap expectations, $x_{t+T|t}$, approach zero when T becomes large ($x_{t+T|t} \rightarrow 0$ for $T \rightarrow \infty$), we can solve the aggregate-demand relation forward and get

$$x_t = -\sigma\rho_t + \dots,$$

where ρ_t is defined by the infinite sum

$$\rho_t \equiv \sum_{\tau=0}^{\infty} (r_{t+\tau|t} - r) \equiv \sum_{\tau=0}^{\infty} (i_{t+\tau|t} - \pi_{t+1+\tau|t} - r)$$

(I have also assumed that the infinite sum of expected future other factors converge nicely).

Here we see that what determines the current output gap is the whole term structure of expected future short real interest rates, $\{r_{t+\tau|t}\}_{\tau=0}^{\infty}$, or, equivalently, the whole term structure of expected future short nominal rates and inflation, $\{i_{t+\tau|t}\}_{\tau=0}^{\infty}$ and $\{\pi_{t+\tau|t}\}_{\tau=0}^{\infty}$, rather than the current short nominal interest rate, i_t . Put differently, the impact of monetary policy depends on the whole term structure of interest and inflation expectations that the central bank induces. Hence, there are good reasons why central banks should continually monitor these expectations.

Söderlind and Svensson [8] provide a survey of alternative ways of extracting interest and inflation expectations from financial prices. Other methods include surveys of different categories of economic agents. One possible source of short-term interest-rate expectations are interest-rate futures. In the absence of these, one can estimate implied forward interest rates from the yield curve.

Consider a given a yield curve, expressed in continuously compounded spot interest rates, $i_{t,T}$, where t is the trade date and $T > t$ is the maturity date. Then, continuously compounded instantaneous forward rates, $f_{t,T}$, where T now is the combined settlement and maturity date, are defined as

$$f_{t,T} \equiv i_{t,T} + (T - t) \frac{\partial i_{t,T}}{\partial T},$$

where $\partial i_{t,T}/\partial T$ is the partial derivative of the spot rate with regard to the maturity date. Thus, forward and spot rates are related precisely as marginal and average cost. Söderlind and Svensson [8] discuss methods to estimate spot and forward interest rates from observed market interest rates.

Furthermore, forward rates and interest-rate expectations are related as

$$i_{t+T|t} = f_{t,T} - \varphi_{t,T},$$

where $\varphi_{t,T}$ is a forward term premium. Thus, under assumptions about the forward term premium, estimates of forward rates can be used as measures of interest-rate expectations. (In practice, the simplifying assumption of negligible forward term premia is often used.) Given this, $i_t - f_{s,t}$, the difference between the interest-rate decision i_t and previous implied forward rate $f_{s,t}$ ($s < t$), is frequently used as measure of the news, the new information revealed by the central bank's interest-rate decision relative to previous expectations.

A study of the predictability of a central bank's interest-rate decisions can then be done by examining the properties of this measure of the news, even in the absence of an explicit market for interest-rate futures. This seems a more direct approach than the route chosen by the authors, namely to use the model of Perez-Quirós and Rodriguez [7]. I wish the authors had reported and analyzed this measure of news, too.

Given the importance of the term structure of interest and inflation for the impact of monetary policy, it makes sense that central banks should continuously monitor and report these. In this regard, I would like to suggest an improvement of the ECB's *Monthly Bulletin*, namely to include graphs of these term structures, similar to those in the Riksbank's *Inflation Report*.² Figure 1 shows a graph similar to Figure 21 in the Riksbank's *Inflation Report* of March 2001. The thick curve shows the Riksbank's repo rate, and the thin lines show implied forward rates for different trade dates. We see, for instance, that in June and September 1999, the market anticipated the Riksbank's future interest-rate increases reasonably well. However, in March and May 2000, considerable future repo-rate increases were anticipated, without any forthcoming. In March 2001, no further interest-rate changes were anticipated.

Figure 2 is similar to Figure 46 in the same *Inflation Report*, and shows CPI inflation as well as the term structure of inflation expectations by financial-market participants (the source for the expectations is a major regular survey of inflation expectations that the Riksbank has commissioned). We note, in particular, that the Riksbank's 2 percent inflation target has been very credible in the last few years, with long-term inflation expectations converging very closely on the target.

References

- [1] Alesina, Alberto, Olivier Blanchard, , Jordi Galí, Francesco Giavazzo, and Harald Uhlig (2001), "Defining a Macroeconomic Framework for the Euro Area," *Monitoring the European Central Bank* 3, CEPR, London.
- [2] Blinder, Alan, Charles Goodhart, Philipp Hildebrand, David Lipton, and Charles Wyplosz (2001), "How Do Central Banks Talk," paper presented to the Third Geneva Conference, Geneva, May 4, 2001.

² I have suggested other improvements to the *Monthly Bulletin* in Svensson [11]. Generally, a comparison with the Bank of England's or Sveriges Riksbank's *Inflation Reports* make apparent a number of possible improvements to the *Bulletin*.

- [3] Clarida, Richard H. (2001), “The Empirics of Monetary Policy Rules in Open Economies,” presented at the Workshop on “Exchange Rate and Monetary Policy Issues,” Vienna, April 19-20, 2001.
- [4] Galí, Jordi (2001), “Monetary Policy in the Early Years of EMU,” presented at the Conference on “The Functioning of EMU: The Challenge of the Early Years,” Brussels, March 21-22, 2001.
- [5] Gaspar, Vitor, Gabriel Perez-Quirós and Jorge Sicilia (2001), “The ECB Monetary Policy Strategy and the Money Market,” presented at the Workshop on “Exchange Rate and Monetary Policy Issues,” Vienna, April 19-20, 2001.
- [6] Goodfriend, Marvin, and Robert G. King (1988), “Financial Deregulation, Monetary Policy, and Central Banking,” *Federal Reserve Bank of Richmond Economic Review*, May/June 1988, 3-22.
- [7] Perez-Quirós, Gabriel, and Hugo Rodríguez (2000), “The Daily Market for Funds in Europe: Has Something Changed with the EMU?” Working Paper.
- [8] Söderlind, Paul, and Lars E.O. Svensson (1997), “New Techniques to Extract Market Expectations from Financial Instruments,” *Journal of Monetary Economics* 40, 373-429.
- [9] Svensson, Lars E.O. (1999), “Monetary Policy Issues for the Eurosystem,” *Carnegie-Rochester Conferences Series on Public Policy* 51-1, 79-136.
- [10] Svensson, Lars E.O. (2000), “The First Year of the Eurosystem: Inflation Targeting or Not?” *American Economic Review: Papers and Proceedings* 90, May 2000, 95-99.
- [11] Svensson, Lars E.O. (2001), “Forward-Looking Monetary Policy, Leading Indicators, and the Riksbank’s Inflation Report vs. the ECB’s Monthly Bulletin,” Briefing Paper for the Committee on Economic and Monetary Affairs (ECON) of the European Parliament for the Dialogue with ECB, September 2000, www.iies.su.se/leosven.

Figure 1: Repo rate and implied forward rates, Sweden

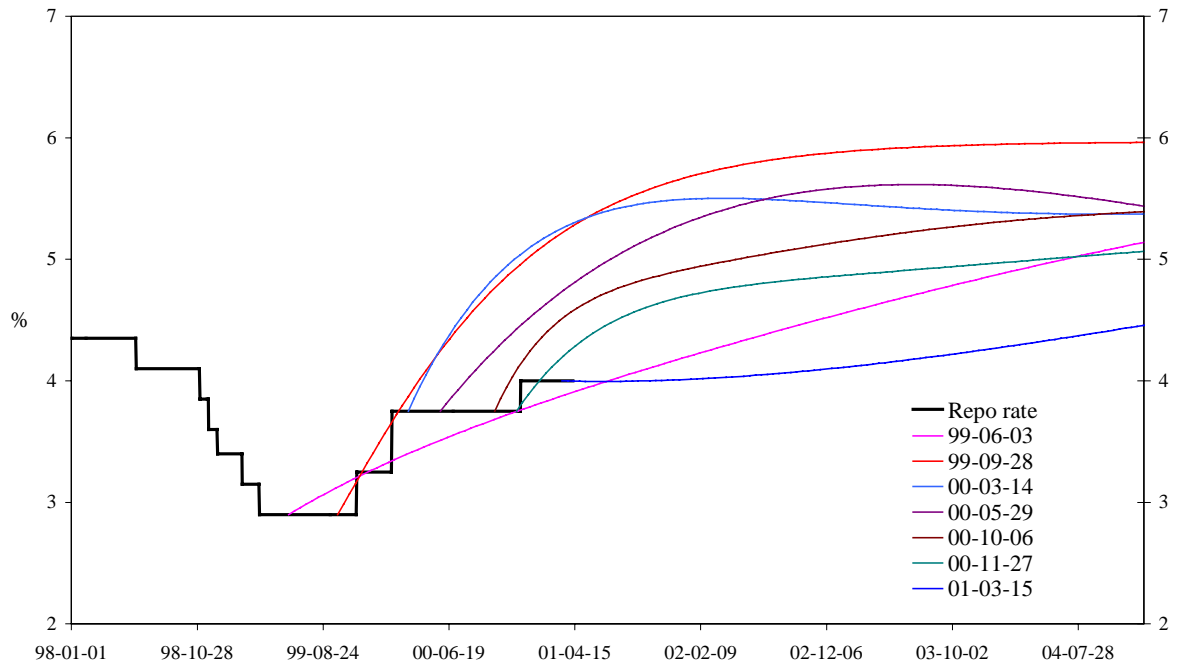
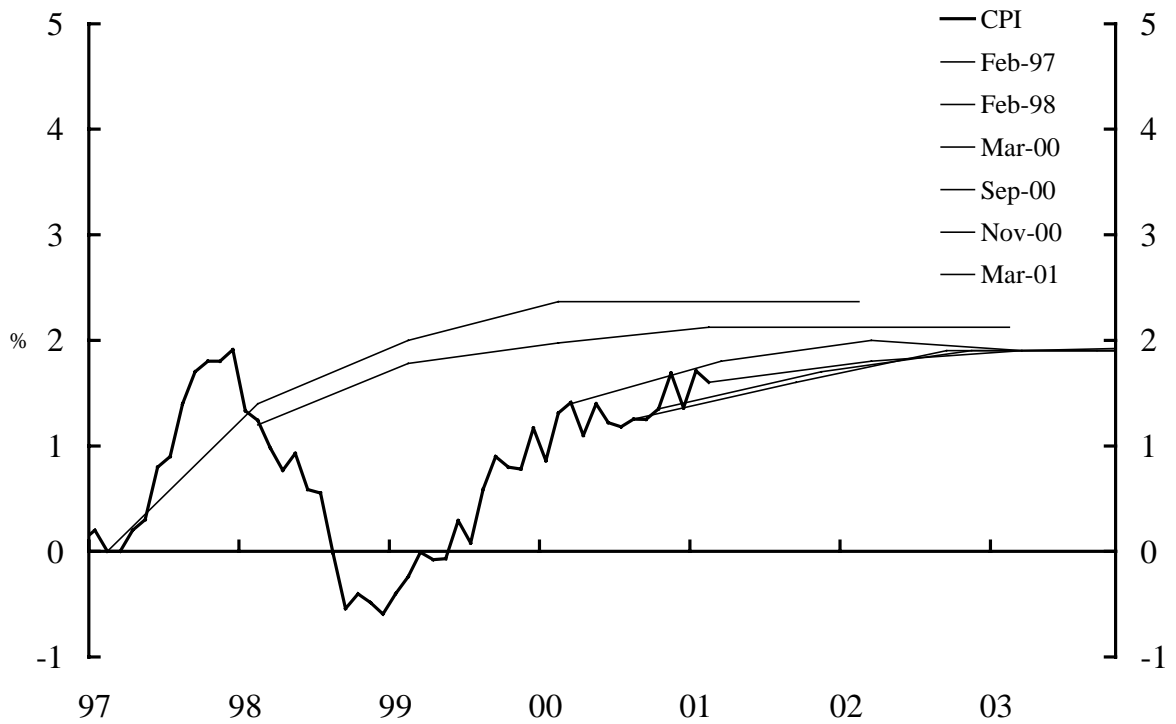


Figure 2: CPI inflation and market inflation expectations, Sweden



Index of Working Papers:

August 28, 1990	Pauer Franz	1 ¹⁾	Hat Böhm-Bawerk Recht gehabt? Zum Zusammenhang zwischen Handelsbilanzpassivum und Budgetdefizit in den USA ²⁾
March 20, 1991	Backé Peter	2 ¹⁾	Ost- und Mitteleuropa auf dem Weg zur Marktwirtschaft - Anpassungskrise 1990
March 14, 1991	Pauer Franz	3 ¹⁾	Die Wirtschaft Österreichs im Vergleich zu den EG-Staaten - eine makroökonomische Analyse für die 80er Jahre
May 28, 1991	Mauler Kurt	4 ¹⁾	The Soviet Banking Reform
July 16, 1991	Pauer Franz	5 ¹⁾	Die Auswirkungen der Finanzmarkt- und Kapitalverkehrsliberalisierung auf die Wirtschaftsentwicklung und Wirtschaftspolitik in Norwegen, Schweden, Finnland und Großbritannien - mögliche Konsequenzen für Österreich ³⁾
August 1, 1991	Backé Peter	6 ¹⁾	Zwei Jahre G-24-Prozess: Bestandsaufnahme und Perspektiven unter besonderer Berücksichtigung makroökonomischer Unterstützungsleistungen ⁴⁾
August 8, 1991	Holzmann Robert	7 ¹⁾	Die Finanzoperationen der öffentlichen Haushalte der Reformländer CSFR, Polen und Ungarn: Eine erste quantitative Analyse
January 27, 1992	Pauer Franz	8 ¹⁾	Erfüllung der Konvergenzkriterien durch die EG-Staaten und die EG-Mitgliedswerber Schweden und Österreich ⁵⁾

1) vergriffen (out of print)

2) In abgeänderter Form erschienen in Berichte und Studien Nr. 4/1990, S 74 ff

3) In abgeänderter Form erschienen in Berichte und Studien Nr. 4/1991, S 44 ff

4) In abgeänderter Form erschienen in Berichte und Studien Nr. 3/1991, S 39 ff

5) In abgeänderter Form erschienen in Berichte und Studien Nr. 1/1992, S 54 ff

October 12, 1992	Hochreiter Eduard (Editor)	9 ¹⁾	Alternative Strategies For Overcoming the Current Output Decline of Economies in Transition
November 10, 1992	Hochreiter Eduard and Winckler Georg	10 ¹⁾	Signaling a Hard Currency Strategy: The Case of Austria
March 12, 1993	Hochreiter Eduard (Editor)	11	The Impact of the Opening-up of the East on the Austrian Economy - A First Quantitative Assessment
June 8, 1993	Anulova Guzel	12	The Scope for Regional Autonomy in Russia
July 14, 1993	Mundell Robert	13	EMU and the International Monetary System: A Transatlantic Perspective
November 29, 1993	Hochreiter Eduard	14	Austria's Role as a Bridgehead Between East and West
March 8, 1994	Hochreiter Eduard (Editor)	15	Prospects for Growth in Eastern Europe
June 8, 1994	Mader Richard	16	A Survey of the Austrian Capital Market
September 1, 1994	Andersen Palle and Dittus Peter	17	Trade and Employment: Can We Afford Better Market Access for Eastern Europe?
November 21, 1994	Rautava Jouko	18 ¹⁾	Interdependence of Politics and Economic Development: Financial Stabilization in Russia
January 30, 1995	Hochreiter Eduard (Editor)	19	Austrian Exchange Rate Policy and European Monetary Integration - Selected Issues
October 3, 1995	Groeneveld Hans	20	Monetary Spill-over Effects in the ERM: The Case of Austria, a Former Shadow Member
December 6, 1995	Frydman Roman et al	21	Investing in Insider-dominated Firms: A Study of Voucher Privatization Funds in Russia
March 5, 1996	Wissels Rutger	22	Recovery in Eastern Europe: Pessimism Confounded ?

June 25, 1996	Pauer Franz	23	Will Asymmetric Shocks Pose a Serious Problem in EMU?
September 19, 1997	Koch Elmar B.	24	Exchange Rates and Monetary Policy in Central Europe - a Survey of Some Issues
April 15, 1998	Weber Axel A.	25	Sources of Currency Crises: An Empirical Analysis
May 28, 1998	Brandner Peter, Diebalek Leopold and Schuberth Helene	26	Structural Budget Deficits and Sustainability of Fiscal Positions in the European Union
June 15, 1998	Canzeroni Matthew, Cumby Robert, Diba Behzad and Eudey Gwen	27	Trends in European Productivity: Implications for Real Exchange Rates, Real Interest Rates and Inflation Differentials
June 20, 1998	MacDonald Ronald	28	What Do We Really Know About Real Exchange Rates?
June 30, 1998	Campa José and Wolf Holger	29	Goods Arbitrage and Real Exchange Rate Stationarity
July 3, 1998	Papell David H.	30	The Great Appreciation, the Great Depreciation, and the Purchasing Power Parity Hypothesis
July 20, 1998	Chinn Menzie David	31	The Usual Suspects? Productivity and Demand Shocks and Asia-Pacific Real Exchange Rates
July 30, 1998	Cecchetti Stephen G., Mark Nelson C., Sonora Robert	32	Price Level Convergence Among United States Cities: Lessons for the European Central Bank
September 30, 1998	Christine Gartner, Gert Wehinger	33	Core Inflation in Selected European Union Countries
November 5, 1998	José Viñals and Juan F. Jimeno	34	The Impact of EMU on European Unemployment

December 11, 1998	Helene Schuberth and Gert Wehinger	35	Room for Manoeuvre of Economic Policy in the EU Countries – Are there Costs of Joining EMU?
December 21, 1998	Dennis C. Mueller and Burkhard Raunig	36	Heterogeneities within Industries and Structure-Performance Models
May 21, 1999	Alois Geyer and Richard Mader	37	Estimation of the Term Structure of Interest Rates – A Parametric Approach
July 29, 1999	José Viñals and Javier Vallés	38	On the Real Effects of Monetary Policy: A Central Banker's View
December 20, 1999	John R. Freeman, Jude C. Hays and Helmut Stix	39	Democracy and Markets: The Case of Exchange Rates
March 1, 2000	Eduard Hochreiter and Tadeusz Kowalski	40	Central Banks in European Emerging Market Economies in the 1990s
March 20, 2000	Katrin Wesche	41	Is there a Credit Channel in Austria? The Impact of Monetary Policy on Firms' Investment Decisions
June 20, 2000	Jarko Fidrmuc and Jan Fidrmuc	42	Integration, Disintegration and Trade in Europe: Evolution of Trade Relations During the 1990s
March 06, 2001	Marc Flandreau	43	The Bank, the States, and the Market, A Austro-Hungarian Tale for Euroland, 1867-1914
May 01, 2001	Otmar Issing	44	The Euro Area and the Single Monetary Policy
May 18, 2001	Sylvia Kaufmann	45	Is there an asymmetric effect of monetary policy over time? A Bayesian analysis using Austrian data.
May 31, 2001	Paul De Grauwe and Marianna Grimaldi	46	Exchange Rates, Prices and Money. A Long Run Perspective

June 25, 2001	Vitor Gaspar, Gabriel Perez-Quiros and Jorge Sicilia	47	The ECB Monetary Strategy and the Money Market
------------------	--	----	---
