

Cremer, Helmuth; de Donder, Philippe; Maldonado, Darío; Pestieau, Pierre

**Working Paper**

## Forced saving, redistribution and nonlinear social security schemes

CESifo Working Paper, No. 2325

**Provided in Cooperation with:**

Ifo Institute – Leibniz Institute for Economic Research at the University of Munich

*Suggested Citation:* Cremer, Helmuth; de Donder, Philippe; Maldonado, Darío; Pestieau, Pierre (2008) : Forced saving, redistribution and nonlinear social security schemes, CESifo Working Paper, No. 2325, Center for Economic Studies and ifo Institute (CESifo), Munich

This Version is available at:

<https://hdl.handle.net/10419/26370>

**Standard-Nutzungsbedingungen:**

Die Dokumente auf EconStor dürfen zu eigenen wissenschaftlichen Zwecken und zum Privatgebrauch gespeichert und kopiert werden.

Sie dürfen die Dokumente nicht für öffentliche oder kommerzielle Zwecke vervielfältigen, öffentlich ausstellen, öffentlich zugänglich machen, vertreiben oder anderweitig nutzen.

Sofern die Verfasser die Dokumente unter Open-Content-Lizenzen (insbesondere CC-Lizenzen) zur Verfügung gestellt haben sollten, gelten abweichend von diesen Nutzungsbedingungen die in der dort genannten Lizenz gewährten Nutzungsrechte.

**Terms of use:**

*Documents in EconStor may be saved and copied for your personal and scholarly purposes.*

*You are not to copy documents for public or commercial purposes, to exhibit the documents publicly, to make them publicly available on the internet, or to distribute or otherwise use the documents in public.*

*If the documents have been made available under an Open Content Licence (especially Creative Commons Licences), you may exercise further usage rights as specified in the indicated licence.*

# Forced Saving, Redistribution and Nonlinear Social Security Schemes

HELMUTH CREMER  
PHILIPPE DE DONDER  
DARIO MALDONADO  
PIERRE PESTIEAU

CESIFO WORKING PAPER NO. 2325

CATEGORY 1: PUBLIC FINANCE

JUNE 2008

*An electronic version of the paper may be downloaded*

- *from the SSRN website:* [www.SSRN.com](http://www.SSRN.com)
- *from the RePEc website:* [www.RePEc.org](http://www.RePEc.org)
- *from the CESifo website:* [www.CESifo-group.org/wp](http://www.CESifo-group.org/wp)

# Forced Saving, Redistribution and Nonlinear Social Security Schemes

## Abstract

This paper studies the design of a nonlinear social security scheme in a society where individuals differ in two respects: productivity and degree of myopia. Myopic individuals may not save “enough” for their retirement because their “myopic self” emerges when labor supply and savings decisions are made. The social welfare function is paternalistic: the rate of time preference of the far-sighted (which corresponds to the “true” preferences of the myopics) is used for both types. We show that the paternalistic solution does not necessarily imply forced savings for the myopics. This is because paternalistic considerations are mitigated or even outweighed by incentive effects. Our numerical results suggest that as the number of myopic individuals increases, there is less redistribution and more forced saving. Furthermore, as the number of myopic increases, the desirability of social security (measured by the difference between social welfare with and without social security) increases.

JEL Code: D91.

Keywords: non-linear social security, myopia, dual self model.

*Helmuth Cremer*  
*Toulouse School of Economics*  
*University of Toulouse I*  
*21 allée de Brienne*  
*France – 31000 Toulouse Cedex*  
*helmut@cict.fr*

*Dario Maldonado*  
*Department of Economics*  
*University of Rosario*  
*Colombia - Santa Fe de Bogotá*  
*dario.maldonadoca@urosario.edu.co*

*Philippe De Donder*  
*Toulouse School of Economics*  
*University of Toulouse I*  
*21 allée de Brienne*  
*France – 31000 Toulouse Cedex*  
*dedonder@cict.fr*

*Pierre Pestieau*  
*Department of Economics*  
*University of Liege*  
*7, Bd Rectorat*  
*Belgium – Liege 4000*  
*P.Pestieau@ulg.ac.be*

# 1 Introduction

Social security systems typically fulfill several functions. They force myopic individuals (who are inclined to save less than what is reasonable given their life expectancy) to save an appropriate amount. They also contribute to redistributing resources. Finally, they provide insurance, in particular for the longevity risks by providing an annuity.

In this paper we focus on the first two functions. The “forced saving” argument is rarely disputed. What is disputed is whether one needs social security to ensure that everyone saves enough; after all the government needs only to require that individuals save the desired amount. This would be a valid objection if first-best redistribution were available. However, in a world of asymmetric information, where productivity and degree of myopia are not publicly observable there may well be a case for a social security scheme that pursues both functions.

We adopt a two-period model: individuals work in the first period and retire in the second. They save part of their earnings for their consumption in retirement. Individuals differ in two respects, productivity on the one hand and degree of myopia on the other hand. Myopic individuals may not save “enough” for their retirement because their “myopic self” emerges when labor supply and savings decisions are made. In other words, they use a discount factor which does not reflect their “true” preferences.<sup>1</sup> When they retire, they regret their earlier decisions. Consequently, if they could be forced to save a certain amount, they would be in favor of such an imposed commitment. We assume that the government has a paternalistic view and wants to help these individuals to overcome their myopia problem; in measuring social welfare it uses the rate of time preference of the individuals whose myopic self never emerges. *Ex post*, myopic individuals will be grateful to the government for such forced saving.

In our model, both productivity and time preference are not observable. The government will design a tax transfer policy based on what is observable: gross earnings, disposable income and saving.

Anticipating the results, we show that the paternalistic solution does not necessar-

---

<sup>1</sup>For earlier work on this, see Feldstein (1985), Imrohoroglu *et al.* (2003) and recently Diamond and Koszegi (2003).

ily imply forced savings for the myopics. This is because paternalistic considerations are mitigated or even outweighed by incentive effects. In other words, the interaction between paternalism and redistribution is rather complex and may bring about results which are in contradiction to conventional wisdom. Our numerical results suggest that as the number of myopic individuals increases, there is less redistribution and more forced saving. Furthermore, as the number of myopic increases, the desirability of social security (measured by the difference between social welfare with and without social security) increases.

This paper is part of an ongoing research on social security and myopia. It focuses on non-linear schemes. In companion papers, Cremer *et al.* (2007a, 2007b), we study the same problem using a linear schedule and taking both a normative and a positive viewpoint.<sup>2</sup>

The rest of the paper is organized as follows. The basic model is introduced in the next section. Then the second-best optimum is discussed. Finally, Section 4 provides numerical simulations.

## 2 The model

### 2.1 Myopic and farsighted individuals

Individuals' utility is given by

$$U(c_i, d_i, l_i) = u(c_i) + \beta u(d_i) - v(l_i), \quad (1)$$

where  $c_i$  and  $d_i$  are first- and second-period consumption while  $\ell_i$  is labor supplied in the first period. Observe that we can think of  $\ell_i$  as the retirement age. Gross earnings are given by  $y_i = w_i \ell_i$  and are obtained in the first period. Individuals differ in their wage rate,  $w_i \in \{w_L, w_H\}$  with  $w_L < w_H$ . Individuals can save part of first period income at a zero interest rate.

For all individuals the “true” time-discount factor is given by  $\beta$ . However not all individuals will make their labor supply and consumption decisions according to this

---

<sup>2</sup>While we were completing this paper, we came across a related paper by Tenhunen and Tuomala (2006) who also design an optimal social security non-linear scheme where far-sighted and myopic coexist.

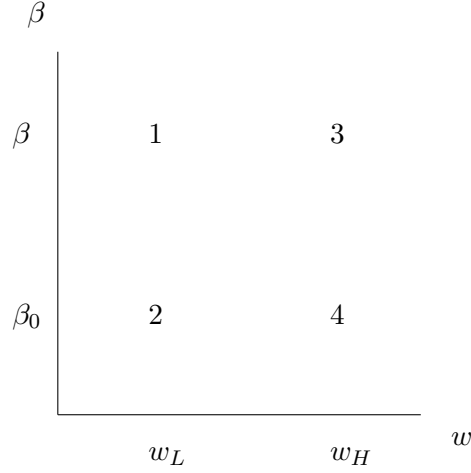


Figure 1: Types of individuals

parameter. For some individuals, their “myopic self” emerges when labor supply and saving are chosen. They take all decisions according to a time discount parameter  $\beta_0 < \beta$ . Formally, savings and labor supply are chosen according to

$$U_i(c_i, d_i, l_i) = u(c_i) + \beta_i u(d_i) - v(l_i). \quad (2)$$

For myopic individuals we have  $\beta_i = \beta_0$ , while  $\beta_i = \beta$  holds for the far-sighted.

To sum up, there are four types of individuals as represented on Figure 1. Type-1 and type-3 individuals’ are the far-sighted with low and high abilities respectively. Type-2 (low ability) and type-4 (high ability) individuals on the other hand are myopic. Total population size is normalized at one and the proportion of type  $i = 1, \dots, 4$  individuals is denoted by  $\pi_i$ .

## 2.2 First-best solution

We take a paternalistic approach and consider the utilitarian optimum *based on individuals’ true preferences*. The corresponding Lagrangian expression is given by

$$\mathcal{L}_{FB} = \sum_i \pi_i \left[ u(c_i) + \beta u(d_i) - v\left(\frac{y_i}{w_i}\right) \right] - \mu \sum_i \pi_i (c_i + d_i - y_i).$$

This yields

$$c_1 = c_2 = c_3 = c_4,$$

$$d_1 = d_2 = d_3 = d_4,$$

$$\ell_1 = \ell_2 < \ell_3 = \ell_4.$$

With separable preferences the utilitarian solution implies that consumption levels are equalized across types and periods and that the able individuals work more than the unable. This first-best allocation can be decentralized by using two instruments. First, we need lump-sum transfers to redistribute from high to low productivity individuals. In addition a “Pigouvian” (corrective) subsidy at rate  $1 - \beta_0/\beta$  on the savings of the myopics is required to induce them to save the appropriate amount. As an alternative to the savings subsidy, one can also use a pension scheme to force myopics individuals to save.

### 3 Second best solution with nonlinear schemes

In reality this solution may not be feasible because some key variables are not publicly observable. We adopt the standard assumption in the Mirrlees’ model of optimal income taxation according to which an individual’s wage and labor supply are not observable, while gross earnings  $y_i = w_i \ell_i$  are observable. In addition we assume that an individual’s degree of myopia is not observable either. We assume for simplicity that saving is observable so that the (possibly nonlinear) pension benefits scheme is based on both  $y_i$  and  $s_i$ . The case where saving is not observable is more complicated but yields the same main results.<sup>3</sup>

To interpret the properties of the optimal allocations derived below, let us now look at the problem of implementing a given allocation.

---

<sup>3</sup>A technical appendix analyzing this case is available from the authors (or can be found on Helmuth Cremer’s webpage at [www.idei.fr](http://www.idei.fr)). Yet another specification is to assume that the tax on savings is restricted to be linear (because only anonymous transactions are observable). One can show that any allocation that can be achieved with observable savings can also be implemented with a linear tax. To do this it is sufficient to set a very high tax rate so that *private* savings is completely crowded out and to control second period consumption through the pensions scheme.

### 3.1 Implementation

Recall that the government observes  $s_i$  and  $y_i$  and can tax the individuals non-linearly on the basis of these two variables. The policy instruments are  $T(y_i, s_i)$  and  $p(y_i, s_i)$  corresponding to the payroll tax and the pension benefit, respectively. Taking these two policy instruments into account the individual problem is given by

$$\max_{y_i, s_i} u(y_i - s_i - T(y_i, s_i)) + \beta_i u(s_i + p(y_i, s_i)) - v\left(\frac{y_i}{w_i}\right),$$

with the first-order conditions

$$\frac{u'(c_i)}{u'(d_i)} = \beta_i \frac{1 + p_s(y_i, s_i)}{1 + T_s(y_i, s_i)}, \quad (3)$$

$$\frac{v'(l_i)}{u'(c_i)} = w_i \left( 1 - T_y(y_i, s_i) + \frac{1 + T_s(y_i, s_i)}{1 + p_s(y_i, s_i)} p_y(y_i, s_i) \right). \quad (4)$$

Define

$$\Theta_i = 1 - \frac{1 + p_s(y_i, s_i)}{1 + T_s(y_i, s_i)} = \frac{T_s(y_i, s_i) - p_s(y_i, s_i)}{1 + T_s(y_i, s_i)}, \quad (5)$$

$$\Gamma_i = T_y(y_i, s_i) - \frac{1 + T_s(y_i, s_i)}{1 + p_s(y_i, s_i)} p_y(y_i, s_i), \quad (6)$$

which represent the implicit marginal tax (or subsidy) on savings and on labor implied by the tax and pension schemes. When  $\Theta_i < (>)0$  type- $i$  individual faces a marginal subsidy (tax) on savings. When  $\Gamma_i > 0$  type- $i$  individual faces a marginal tax on income.

These two wedges have been widely discussed in the theoretical and empirical literature on social security. Early retirement that is observed in many OECD countries is often explained by a positive  $\Gamma_i$  called the implicit tax on prolonged activity. Recall that  $\ell_i$  can be considered here as determining the activity rate or even the retirement age of type  $i$  individuals.<sup>4</sup> Insufficient saving for retirement is also often explained by the presence of an implicit tax on saving and the aim of tax breaks for retirement saving is to generate a negative  $\Theta_i$ .

In this paper we are interested by the design of a social security system summarized by the functions  $T$  and  $p$ . Such a system can be approached in two ways. First, we

---

<sup>4</sup>In other words, people would work for  $\ell$  years and would retire thereafter.



can look at net lifetime benefit which are given by  $-T(y_i, s_i) + p(y_i, s_i)$ .<sup>5</sup> Alternatively, we can concentrate on (dis)incentives to work and save and study the sign of marginal taxes  $\Theta_i$  and  $\Gamma_i$ . Analytically, we can only deal with the latter. To study the former, we will have to resort to numerical examples.

### 3.2 Second-best solution

With the considered information structure feasible allocations must satisfy a set of incentive constraints that take the following form

$$u(c_i) + \beta_i u(d_i) - v\left(\frac{y_i}{w_i}\right) \geq u(c_j) + \beta_i u(d_j) - v\left(\frac{y_j}{w_i}\right), \quad (7)$$

The Lagrangian (Kuhn-Tucker) expression associated with the second-best problem is given by

$$\begin{aligned} \mathcal{L}_{SB} = & \sum_i \pi_i \left[ u(c_i) + \beta_i u(d_i) - v\left(\frac{y_i}{w_i}\right) - \mu(c_i + d_i - y_i) \right] \\ & + \sum_{i \neq j} \lambda_{ij} \left[ u(c_i) + \beta_i u(d_i) - v\left(\frac{y_i}{w_i}\right) - u(c_j) - \beta_i u(d_j) + v\left(\frac{y_j}{w_i}\right) \right], \end{aligned}$$

where  $\lambda_{ij} \geq 0$  are the multipliers associated with the self-selection constraints where the first subscript denotes the mimicker and the second the mimicked.

The FOCs for this problem are

$$\frac{\partial \mathcal{L}_{SB}}{\partial c_i} = \left[ \pi_i + \sum_{j:i \neq j} \lambda_{ij} - \sum_{j:i \neq j} \lambda_{ji} \right] u'(c_i) - \pi_i \mu = 0, \quad (8)$$

$$\frac{\partial \mathcal{L}_{SB}}{\partial d_i} = \left[ \beta \pi_i + \sum_{j:i \neq j} \beta_i \lambda_{ij} - \sum_{j:i \neq j} \beta_j \lambda_{ji} \right] u'(d_i) - \pi_i \mu = 0, \quad (9)$$

$$\begin{aligned} \frac{\partial \mathcal{L}_{SB}}{\partial y_i} = & - \left[ \pi_i + \sum_{j:i \neq j} \lambda_{ij} \right] v'\left(\frac{y_i}{w_i}\right) \frac{1}{w_i} \\ & + \sum_{j:i \neq j} \lambda_{ji} v'\left(\frac{y_i}{w_j}\right) \frac{1}{w_j} + \pi_i \mu = 0. \end{aligned} \quad (10)$$

---

<sup>5</sup>Recall that the interest rate is zero.

Note that to have an interior solutions for  $c_i$  and  $d_i$  we need

$$\pi_i + \sum_{j:i \neq j} \lambda_{ij} - \sum_{j:i \neq j} \lambda_{ji} > 0, \quad (11)$$

$$\beta \pi_i + \sum_{j:i \neq j} \beta_i \lambda_{ij} - \sum_{j:i \neq j} \beta_j \lambda_{ji} > 0. \quad (12)$$

to be satisfied. We will need these conditions for our further analysis.

The FOCs can be rearranged to yield

$$\begin{aligned} \frac{v' \left( \frac{y_i}{w_i} \right)}{u'(c_i)} &= w_i \frac{\pi_i + \sum_{j:i \neq j} \lambda_{ij} - \sum_{j:i \neq j} \lambda_{ji}}{\pi_i + \sum_{j:i \neq j} \lambda_{ij} - \sum_{j:i \neq j} \lambda_{ji} \frac{v' \left( \frac{y_i}{w_j} \right) \frac{1}{w_j}}{v' \left( \frac{y_i}{w_i} \right) \frac{1}{w_i}}}, \\ \frac{u'(c_i)}{u'(d_i)} &= \beta_i \frac{\pi_i + \sum_{j:i \neq j} \lambda_{ij} - \sum_{j:i \neq j} \frac{\beta_j}{\beta_i} \lambda_{ji}}{\pi_i + \sum_{j:i \neq j} \lambda_{ij} - \sum_{j:i \neq j} \lambda_{ji}} + \frac{\pi_i (\beta - \beta_i)}{\pi_i + \sum_{j:i \neq j} \lambda_{ij} - \sum_{j:i \neq j} \lambda_{ji}}. \end{aligned}$$

When individuals differ in more than one characteristic, nonlinear taxation problems are often rather difficult. This is due to the difficulty of knowing *a priori* which are the incentive constraints that bind. One possible approach is to solve the model without making any assumptions about the pattern of binding incentive constraints and analyze the general formulas obtained; this strategy has been adopted by Cremer *et al.* (2001) within the context of commodity taxation. Our approach here is different. We concentrate on specific patterns of binding incentive constraints, namely on those that arise in the numerical simulations provided below.<sup>6</sup> In addition, we assume for the time being that  $\pi_2 = 0$ . In other words there are no myopic low-wage individuals in the economy.<sup>7</sup> This assumption can once again be justified by the simulation results which show that the optimal utilitarian allocation always pools type-1 and type-2 individuals ( $c_1 = c_2$ ,  $d_1 = d_2$  and  $\ell_1 = \ell_2$ ). On the basis of the numerical simulations, we consider the two patterns of binding incentive constraints that have emerged:

1.  $\lambda_{34} > 0$ ,  $\lambda_{41} > 0$  and  $\lambda_{31} > 0$ , while  $\lambda_{ij} = 0$  for all other constraints,

---

<sup>6</sup>We have run a large number of simulations and we have not been able to find a counter-example (which does of course not imply that such a counterexample does not exist).

<sup>7</sup>We can also think of an alternative three types case in which we have myopic and far-sighted low-ability individuals on the one hand and far-sighted high-ability individuals on the other hand. In this case the problem is equivalent to the Atkinson-Stiglitz problem (at least with a utilitarian objective).

2.  $\lambda_{34} > 0$  and  $\lambda_{41} > 0$ , while  $\lambda_{ij} = 0$  for all other constraints.<sup>8</sup>

When the binding incentive constraints are those associated with the Lagrange multipliers  $\lambda_{34}$ ,  $\lambda_{41}$  and  $\lambda_{31}$  one easily checks (by combining the three constraints) that  $d_4 = d_1$ . In the other case, when the binding incentive constraints are associated with  $\lambda_{34}$  and  $\lambda_{41}$ , we have  $d_1 < d_4$ . In both cases the first order conditions (8)-(10) can be rearranged as follows (with  $\lambda_{31} = 0$  for the second case)

$$\frac{v'(\ell_3)}{u'(c_3)} = w_H, \quad (13)$$

$$\frac{u'(c_3)}{u'(d_3)} = \beta, \quad (14)$$

$$\frac{v'(\ell_4)}{u'(c_4)} = w_H, \quad (15)$$

$$\frac{u'(c_4)}{u'(d_4)} = \beta_0 \frac{\pi_4 + \lambda_{41} - \frac{\beta}{\beta_0} \lambda_{34}}{\pi_4 + \lambda_{41} - \lambda_{34}} + \frac{\pi_4(\beta - \beta_0)}{\pi_4 + \lambda_{41} - \lambda_{34}}, \quad (16)$$

$$\frac{v'(\ell_1)}{u'(c_1)} = w_L \frac{\pi_1 - \lambda_{31} - \lambda_{41}}{\pi_1 + [\lambda_{31} + \lambda_{41}] \frac{v'(y_1/w_H) w_L}{v'(y_1/w_L) w_H}}, \quad (17)$$

$$\frac{u'(c_1)}{u'(d_1)} = \beta \frac{\pi_1 - \lambda_{31} - \frac{\beta_0}{\beta} \lambda_{41}}{\pi_1 - \lambda_{31} - \lambda_{41}}. \quad (18)$$

From these expressions we can conclude that the marginal (labor) income taxes satisfy the usual properties: zero marginal tax rates for both high ability individuals ( $\Gamma_3 = \Gamma_4 = 0$ ) and positive income marginal tax rate for low ability individuals ( $\Gamma_1 > 0$ ). This is not surprising and not directly related to this paper's main focus.<sup>9</sup>

Our main focus is on the marginal taxation of savings. This distortion can be interpreted in two ways depending on the way the solution is implemented. The implementation considered in Subsection (3.1) relies on a nonlinear taxation of *private* saving which is in line with standard optimal tax models. However, one can also think about a direct control of second period consumption  $d$  through the pension benefits (with no private savings at all). And of course any intermediate scheme between these two extremes is conceivable. Now, when we adopt the pension scheme interpretation,

<sup>8</sup>Recall that in a Kuhn-Tucker problem  $\lambda_{ij} > 0$  means that the associated constraint is binding.

<sup>9</sup>It might appear surprising at first that  $\Gamma_4 = 0$  even though  $\lambda_{34} > 0$ . In other words, type 4 is not a "top" individual in the usual sense (an incentive constraint toward 4 is binding). However, types 3 and 4 have the same wage, so that nothing can be gained by distorting the mimicked type's labor supply.

a marginal subsidy on “savings” effectively means that the pension system forces individuals to save more than they would otherwise do. One would expect such a forced saving to occur for the myopic individual. However, the results show that the problem is more complex and that there may be several contradicting effects.

Using the FOCs for the second best solution (14, 16 and 18) and the equations that define  $\Theta_i$  (3 and 5), we obtain the following expressions:

$$\Theta_3 = 0 \tag{19}$$

$$\Theta_4 = \frac{\beta - \beta_0}{\beta_0} \frac{\lambda_{34}}{\pi_4 + \lambda_{41} - \lambda_{34}} - \frac{\beta - \beta_0}{\beta_0} \frac{\pi_4}{\pi_4 + \lambda_{41} - \lambda_{34}} \tag{20}$$

$$\Theta_1 = -\frac{\beta - \beta_0}{\beta_0} \frac{\lambda_{34}}{\pi_1 - \lambda_{31} - \lambda_{41}} \tag{21}$$

Conditions (11) and (12), which are needed to have an interior optimum imply that the denominators of all fractions in the previous expressions are positive. This is useful to study the sign of the marginal taxes faced by type-4 and type-1 individuals.

Equation (19) means that high-ability far-sighted individuals face no distortion on their savings (they face a zero marginal tax rate). Equation (21) implies  $\Theta_1 < 0$  which means that low-ability (far-sighted) individuals’ savings are subsidized.

Turning to the myopic (type 4), the analysis of  $\Theta$  becomes much more interesting. Intuitively, one might expect  $\Theta_4 < 0$  so that the system forces these individuals to save. Interestingly, however, it turn out that  $\Theta_4$  can be positive as well as negative as can be seen from (20). Which case occurs depends on the sign of  $\pi_4 - \lambda_{34}$ ; when  $\pi_4 - \lambda_{34} > (<)0$   $\Theta_4$  is negative (positive). This can be understood by subjecting the first order conditions to closer scrutiny. Consider the two terms in the right hand-side of (20). The first term is equivalent to the capital income tax term that appears in a setting in which the government is not paternalistic (for instance Cremer *et al.*, 2003 or Stiglitz, 1985) and is an incentive related distortion (intended to relax an otherwise binding self-selection constraint). With  $\beta > \beta_0$  it follows that this term is positive so that a non-paternalistic planner would *tax* savings of the high-ability myopic individual. Put differently, this term calls for a downward distortion on second period consumption of the myopic individual.

The second term captures the paternalistic motive of the planner. It can be seen as a Pigouvian (corrective) term and with  $\beta > \beta_0$  it calls for a subsidy (reduced tax) on savings. Observe that this term vanishes when  $\beta_0 \rightarrow \beta$  in which case individuals are no longer myopic. This second term captures the intuitively expected forced-saving aspect of pensions but the overall effect is ambiguous because there is a conflict with the incentive terms.

At this point we have shown that (20) has two conflicting terms that may imply taxes or subsidies on savings of the high-ability myopic individuals. To show that the expression is ambiguous we also have to show that both cases are effectively possible. To make this point numerical examples are sufficient and this is done in the next section. However an analytical argument is also useful in that it provides some extra intuition. In fact what is important to show is that a subsidy can really take place since Cremer *et al.*, 2003 have already shown the possibility of taxing the savings of the myopic (with a non-paternalistic planner).<sup>10</sup>

To prove this we show that  $\Theta_4 < 0$  when  $\beta_0 \rightarrow 0$ . This is because as  $\beta_0 \rightarrow 0$ ,  $\beta(\pi_4 - \lambda_{34}) \geq 0$ <sup>11</sup> which in turn implies  $\Theta_4 < 0$ . This is not surprising. When the bias towards present consumption is such that myopic individuals simply would not make any savings (if left to their own), it is always desirable to force these individuals to save. In this case the Pigouvian term always dominates.

The numerical simulations in the next section confirm this and show that a positive  $\Theta_4$  may take place when  $\beta_0$  is high. Observe that in any case the under-savings problem of the myopics is never fully corrected; *i.e.* we always have  $u'(c_4)/u'(d_4) < \beta$ .

## 4 Numerical results

We now turn to numerical simulations. They provide illustration of the analytical results. In addition, they are useful to study some issues that cannot be dealt with analytically. In particular, they show how the presence of myopic individuals (and a

---

<sup>10</sup>A continuity argument regarding the degree of paternalism would be enough to show that in our setting taxing the savings of the myopic is possible.

<sup>11</sup>This follows from (12) which in this case implies  $\beta(\pi_4 - \lambda_{34}) \geq -\beta_0\lambda_{41}$  and from noticing that the right hand side tends to zero when  $\beta_0$  tends to zero.

Table 1: Basic parameters

	$w_L = 4$	$w_H = 8$	Relative share
$\beta = 1$	type-1	type-3	$1 - \delta$
$\beta_0 = 0.2$ or $0.8$	type-2	type-4	$\delta$
Relative share	0.6	0.4	1

variation in their share) affects welfare and the design of the tax and pension system. The comparison between an all myopic and an all far-sighted society should not be too difficult. One expects that the role of the government is more important in the all-myopic case because it then pursues two objectives: achieving more equality and fostering savings. In a far-sighted society, on the other hand, the role of the government is purely redistributive. At the same time, the task of the government is more difficult in the all myopic case. Can we expect monotonicity between those two polar cases?

The simulations are based on the following utility function

$$u(c_i, d_i, \ell_i) = \sqrt{c_i} + \beta_i \sqrt{d_i} - (\ell_i)^2,$$

with a distribution of types as indicated in Table 1.

The scenarios we consider differ in the share of myopic individuals (in total population). Observe that the share of high-ability individuals is constant and the same for the myopic and the far-sighted groups. Productivities are given by  $w_H = 8$  and  $w_L = 4$ . The far-sighted have a  $\beta = 1$  and the myopic a  $\beta_0 = 0.2$  or  $0.8$ . When  $\beta_0 = 0.2$ , we expect that the difference in time preference dominates that in productivity and when  $\beta_0 = 0.8$ , the productivity gap should dominate.

Tables 2 and 3 show the *laissez-faire* solution and the paternalistic first-best. In the *laissez-faire* we distinguish the case of  $\beta_0 = 0.2$  and  $0.8$ . In the paternalistic first-best the time discount factor of the myopic does not count. In these tables, we distinguish two levels of utility for the myopic: the utility perceived in the first-period with  $\beta_0$  (denoted by  $U_i$ ) and the *ex post* utility with  $\beta$  (denoted by  $\tilde{U}_i$ ).

Figures 2 and 3 depict the level of social welfare in the *laissez-faire* as a function of

Table 2: Laissez-faire

$\beta_0 = 0.2$					
Type	$c_i$	$d_i$	$\ell_i$	$U_i$	$\tilde{U}_i$
1	1.587	1.587	0.794	1.890	1.890
2	2.455	0.098	0.638	1.222	1.473
3	4.000	4.000	1.000	3.000	3.000
4	6.186	0.247	0.804	1.940	2.338

$\beta_0 = 0.8$					
Type	$c_i$	$d_i$	$\ell_i$	$U_i$	$\tilde{U}_i$
1	1.587	1.587	0.794	1.890	1.890
2	1.812	1.160	0.743	1.656	1.871
3	4.000	4.000	1.000	3.000	3.000
4	4.566	2.922	0.936	2.628	2.970

Table 3: First-best

Type	$c_i$	$d_i$	$\ell_i$	$U_i$	$U_i$	$\tilde{U}_i$
				$\beta_0 = 0, 2$	$\beta_0 = 0, 8$	
1	2.685	2.685	0.610	2.905	2.905	2.905
2	2.685	2.685	0.610	1.594	2.577	2.905
3	2.685	2.685	1.221	1.788	1.788	1.788
4	2.685	2.685	1.221	0.477	1.460	1.788
Welfare	2.458					

the proportion of myopic individuals. Not surprisingly, it decreases particularly when  $\beta_0 = 0.2$ .

We now turn to the second-best solution for different values of  $\delta$ . Keeping in mind that the first-best welfare is independent of  $\delta$ , we see from Table 5 and Figures 2–3 that social welfare decreases with  $\delta$ , particularly with  $\beta_0 = 0.2$ . The relation between  $\delta$  and the gap between welfare in the Second-best and in the *Laissez-faire* is also instructive; the same figures show that this gap increases as  $\delta$  increases showing that the desirability of social security increases with  $\delta$ . When  $\delta$  increases, the difference between second and first-period consumption ( $d_i - c_i$ ) of both types of poor individuals and of the myopic rich individuals steadily increases. In other words, myopia not only brings about forced saving, but the degree of forced saving also increases with the share of myopics.

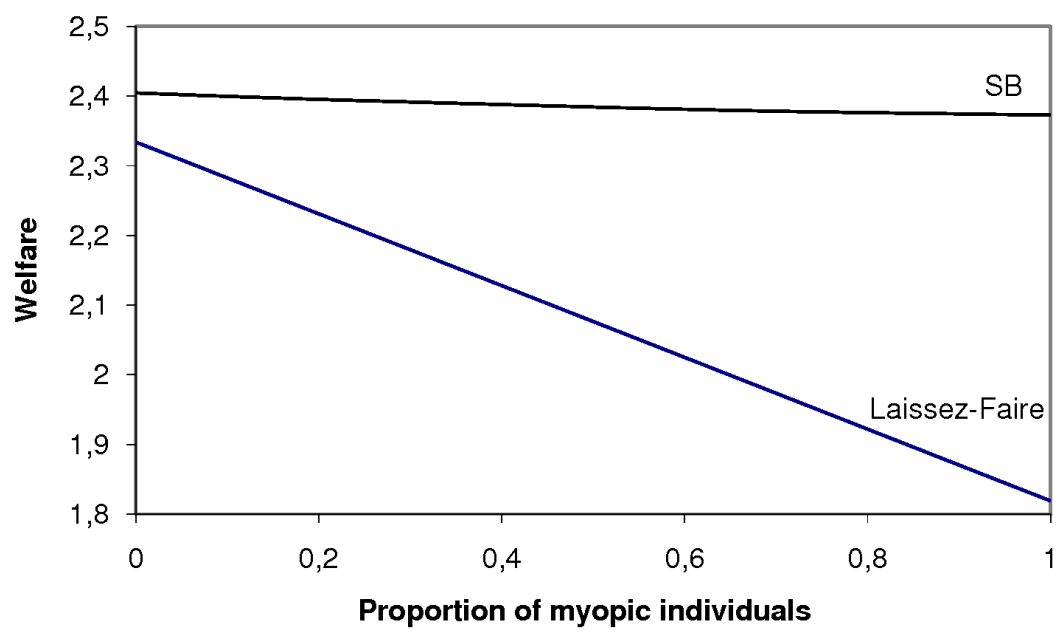


Figure 2: Welfare as a function of  $\delta$  when  $\beta_0 = 0.2$



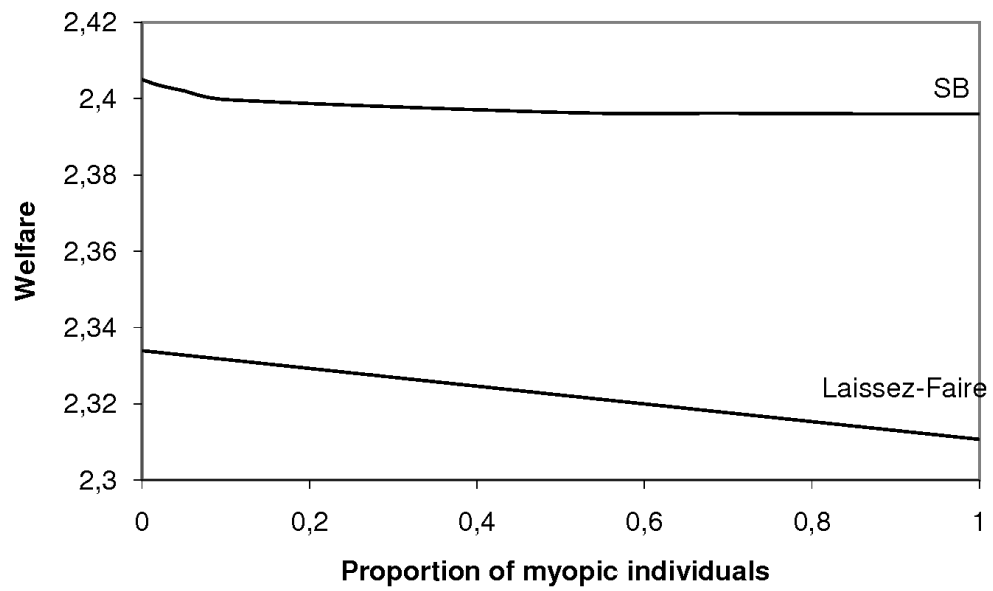


Figure 3: Welfare as a function of  $\delta$  when  $\beta_0 = 0.8$

Table 4a: Second-best solution with  $\beta_0 = 0.2$ 

	Type	$c_i$	$d_i$	$\ell_i$	$-T_i + p_i$	$U_i$	$\tilde{U}_i$	$\Gamma_i$	$\Theta_i$
$\delta=0$	1	1.838	1.838	0.662	1,028	2.273	2.273	0.102	0.000
	3	3.503	3.503	1.069	-1,546	2.602	2.602	0.000	0.000
$\delta=0.1$	1	1.771	1.904	0.667	1,007	2.266	2.266	0.113	-0.037
	2	1.771	1.904	0.667	1,007	1.163	2.266	0.113	-4.184
	3	3.501	3.501	1.069	-1,550	2.600	2.600	0.000	0.000
	4	4.471	1.904	0.946	-1,193	1.496	2.600	0.000	-2.263
$\delta=0.5$	1	1.569	2.122	0.681	0,967	2.245	2.245	0.147	-0.163
	2	1.569	2.122	0.681	0,967	1.080	2.245	0.147	-4.816
	3	3.493	3.493	1.070	-1,574	2.593	2.593	0.000	0.000
	4	4.285	2.122	0.966	-1,321	1.428	2.593	0.000	-2.519
$\delta=0.9$	1	1.448	2.140	0.691	0,824	2.188	2.188	0.168	-0.216
	2	1.448	2.140	0.691	0,824	1.018	2.188	0.168	-5.079
	3	3.564	3.564	1.059	-1,344	2.653	2.653	0.000	0.000
	4	4.116	2.547	0.986	-1,225	1.376	2.653	0.000	-2.933
$\delta=1$	2	1.430	2.132	0.693	0,790	1.008	2.176	0.172	-5.105
	4	4.087	2.641	0.989	-1,184	1.368	2.668	0.000	-3.020

Table 4b: Second-best solution with  $\beta_0 = 0.8$ .

	Type	$c_i$	$d_i$	$\ell_i$	$-T_i + p_i$	$U_i$	$\tilde{U}_i$	$\Gamma_i$	$\Theta_i$
$\delta=0.1$	1	1.772	1.894	0.667	0,998	2.263	2.263	0.113	-0.034
	2	1.772	1.894	0.667	0,998	1.988	2.263	0.113	-0.292
	3	3.507	3.507	1.068	-1,530	2.605	2.605	0.000	0.000
	4	4.393	2.014	0.954	-1,225	2.321	2.605	0.000	0.154
$\delta=0.5$	1	1.728	1.855	0.670	0,903	2.228	2.228	0.120	-0.036
	2	1.728	1.855	0.670	0,903	1.955	2.228	0.120	-0.295
	3	3.560	3.560	1.060	-1,360	2.650	2.650	0.000	0.000
	4	3.733	3.201	1.035	-1,346	2.292	2.650	0.000	-0.158
$\delta=0.9$	1	1.722	1.850	0.670	0,892	2.223	2.223	0.120	-0.036
	2	1.722	1.850	0.670	0,892	1.951	2.223	0.120	-0.296
	3	3.566	3.566	1.059	-1,340	2.655	2.655	0.000	0.000
	4	3.662	3.363	1.045	-1,335	2.288	2.655	0.000	-0.198
$\delta=1$	2	1.722	1.850	0.670	0,892	1.951	2.223	0.120	-0.296
	4	3.653	3.383	1.046	-0,877	2.288	2.656	0.000	-0.203

Table 5: Welfare and utility gap in the second-best

$\delta$	$\beta_0 = 0.2$		$\beta_0 = 0.8$	
	Welfare	$\tilde{U}_3 - \tilde{U}_1$	Welfare	$\tilde{U}_3 - \tilde{U}_1$
0,02	2,4035	0,3296	2,4035	0,3296
0,05	2,4021	0,3310	2,4021	0,3310
0,10	2,3997	0,3332	2,3997	0,3418
0,20	2,3953	0,3374	2,3977	0,3906
0,50	2,3843	0,3482	2,3964	0,4220
0,70	2,3784	0,3922	2,3961	0,4281
0,90	2,3744	0,4648	2,3960	0,4316
0,95	2,3736	0,4790	2,3960	0,4323
0,98	2,3731	0,4870	2,3960	0,4326

Concerning redistribution, we observe that the utility gap between the poor and the rich individuals increases with  $\delta$  as it is shown by Table 5. Similarly the net lifetime benefits that the poor individuals receive are also decreasing in the proportion of myopic individuals as the column  $-T_i + p_i$  in Tables 4a and 4b show. Consequently, the poor workers are penalized by the presence of myopic individuals. In other words, myopia implies a less redistributive tax and pension system. Not surprisingly those effects are stronger with  $\beta_0 = 0.2$  (when myopia is more severe) than with  $\beta_0 = 0.8$ .

Marginal taxes are consistent with the analytical results. Consider first the distortion in labor supply (measured by  $\Gamma_i$ ). There is no such distortion for types 3 and 4, namely the productive individuals. For types 1 and 2, the unskilled workers, there is a positive and identical marginal tax which increases as  $\delta$  decreases. Turning to the saving choice, things are different. First, only type 3, the far-sighted skilled workers, are not subject to distortion. The others are subject to a subsidy that is particularly high for type 2 (myopic and unskilled) when  $\beta_0 = 0.2$ . When  $\beta = 0.8$ , that is when the degree of myopia is small, the implicit subsidies are also small. Types 1 and (to a more significant extent) 2 are subject to a subsidy but for  $\delta = 0.10$ , type 3 is subject to a tax. Observe that the tax-subsidy rate is different for all types.

## 5 Conclusion

This paper has studied the design of an optimal non linear social security scheme in a setting where individuals differ in both productivity and myopia and where the government acts paternalistically in attributing to all individuals the same far-sighted time preferences. The main analytical result we obtain is that the paternalistic utilitarian solution does not necessarily imply forced savings for the myopics. While the Pigouvian (corrective) term calls for such forced saving, it is mitigated (or outweighed) by an incentive term which calls for a tax on savings (inducing a reduction in savings). Our numerical results suggest that as the number of myopic individuals increases, there is less redistribution and more forced saving. Furthermore, as the number of myopic agents increases, the desirability of social security (measured by the difference between social welfare with and without social security) increases.

In two companion papers, we have examined the same issue restricting government intervention to linear schemes studied both from a normative point of view (Cremer *et al.* 2007b) and in a political economy setting (Cremer *et al.* 2007a). Each of these studies sheds light on the same underlying issue but from a different perspective. A basic lesson that emerges from the three papers is that the interplay between redistribution and forced saving is both complex and interesting. In the absence of myopia, the problem would be “straightforward” (we have a standard Mirrlees problem); without heterogeneity in wage, it would be trivial (the first-best can easily be achieved). Combining these two features brings about an intricate interaction which yields some rather counterintuitive results.

## References

- [1] Cremer, H., P. De Donder, D. Maldonado, and P. Pestieau (2007a). Voting over type and generosity of a pension system when some individuals are myopic, *Journal of Public Economics*, **91**, 2041–2061.
- [2] D. Maldonado, and P. Pestieau (2007b). Designing an optimal linear pension scheme with forced savings and wage heterogeneity, *International Tax and Public Finance*, forthcoming.
- [3] Cremer, H., P. Pestieau, and J. C. Rochet (2001). Direct versus indirect taxation: the design of the tax structure revisited. *International Economic Review* **42**, 781–799.
- [4] Cremer, H., P. Pestieau, and J. C. Rochet (2003). Capital income taxation when inherited wealth is not observable. *Journal of Public Economics* **87**, 2475–2490.
- [5] Diamond, P., and B. Koszegi (2003). Quasi-hyperbolic discounting and retirement. *Journal of Public Economics* **87**, 1839–1872.
- [6] Feldstein, M. (1985). The optimal level of social security benefits. *Quarterly Journal of Economics* **100**, 303–321.
- [7] Imrohoroglu, A., Imrohoroglu, S., & Joines, D.H. (2003). Time-inconsistent preferences and social security. *The Quarterly Journal of Economics*, 118, 745–783
- [8] Stiglitz, J.E. (1985). Inequality and capital taxation. IMSS Technical Report no. 457, Stanford University.
- [9] Tenhunen, S. and M. Tuomala (2006). On optimal lifetime redistribution policy, unpublished.

# CESifo Working Paper Series

for full list see [www.cesifo-group.org/wp](http://www.cesifo-group.org/wp)

(address: Poschingerstr. 5, 81679 Munich, Germany, [office@cesifo.de](mailto:office@cesifo.de))

---

- 2261 J. Atsu Amegashie and Marco Runkel, The Paradoxes of Revenge in Conflicts, March 2008
- 2262 Hans Jarle Kind, Marko Koethenbuerger and Guttorm Schjelderup, Efficiency Enhancing Taxation in Two-sided Markets, March 2008
- 2263 M. Hashem Pesaran, Til Schuermann and L. Vanessa Smith, Forecasting Economic and Financial Variables with Global VARs, March 2008
- 2264 Volker Grossmann, Entrepreneurial Innovation and Sustained Long-run Growth without Weak or Strong Scale Effects, March 2008
- 2265 Robert S. Chirinko and Huntley Schaller, The Irreversibility Premium, March 2008
- 2266 Andrea Galeotti and José Luis Moraga-González, Platform Intermediation in a Market for Differentiated Products, April 2008
- 2267 Torben M. Andersen and Michael Svarer, The Role of Workfare in Striking a Balance between Incentives and Insurance in the Labour Market, April 2008
- 2268 Harald Badinger, Cyclical Fiscal Policy, Output Volatility, and Economic Growth, April 2008
- 2269 Thomas Aronsson and Erkki Koskela, Outsourcing and Optimal Nonlinear Taxation: A Note, April 2008
- 2270 Gary E. Bolton, Claudia Loebbecke and Axel Ockenfels, How Social Reputation Networks Interact with Competition in Anonymous Online Trading: An Experimental Study, April 2008
- 2271 Nikolaus Wolf, Scylla and Charybdis. Explaining Europe's Exit from Gold, January 1928 – December 1936, April 2008
- 2272 Michael Funke and Marc Gronwald, The Undisclosed Renminbi Basket: Are the Markets Telling us something about where the Renminbi – US Dollar Exchange Rate is Going?, April 2008
- 2273 Thor Olav Thoresen and Annette Alstadsæter, Shifts in Organizational Form under a Dual Income Tax System, April 2008
- 2274 Helge Berger and Volker Nitsch, Too many Cooks? Committees in Monetary Policy, April 2008
- 2275 Yin-Wong Cheung and Eiji Fujii, Deviations from the Law of One Price in Japan, April 2008

- 2276 Michael S. Michael, Sajal Lahiri and Panos Hatzipanayotou, Integrated Reforms of Indirect Taxes in the Presence of Pollution, April 2008
- 2277 Bas Jacobs, Is Prescott Right? Welfare State Policies and the Incentives to Work, Learn and Retire, April 2008
- 2278 Burkhard Heer and Alfred Maußner, Value Function Iteration as a Solution Method for the Ramsey Model, April 2008
- 2279 Jarko Fidrmuc and Christa Hainz, Integrating with their Feet: Cross-Border Lending at the German-Austrian Border, April 2008
- 2280 Kristof Dascher and Alexander Haupt, The Political Economy of Regional Integration Projects at Borders where Rich and Poor Meet: The Role of Cross-Border Shopping and Community Sorting, April 2008
- 2281 Katrin Assenmacher-Wesche and M. Hashem Pesaran, A VECX\* Model of the Swiss Economy, April 2008
- 2282 Christophe Rault, Robert Sova and Ana Maria Sova, Modeling International Trade Flows between CEEC and OECD Countries, April 2008
- 2283 Timo Boppart, Josef Falkinger, Volker Grossmann, Ulrich Woitek and Gabriela Wüthrich, Qualifying Religion: The Role of Plural Identities for Educational Production, April 2008
- 2284 Armin Falk, David Huffman and W. Bentley MacLeod, Institutions and Contract Enforcement, April 2008
- 2285 Axel Dreher and Stefan Voigt, Does Membership in International Organizations Increase Governments' Credibility? Testing the Effects of Delegating Powers, April 2008
- 2286 Xavier Freixas and Bruno M. Parigi, Lender of Last Resort and Bank Closure Policy, April 2008
- 2287 Regina Dionisius, Samuel Muehlemann, Harald Pfeifer, Günter Walden, Felix Wenzelmann and Stefan C. Wolter, Cost and Benefit of Apprenticeship Training – A Comparison of Germany and Switzerland, April 2008
- 2288 Francesco Daveri and Cecilia Jona-Lasinio, Off-Shoring and Productivity Growth in the Italian Manufacturing Industries, April 2008
- 2289 Mikael Priks, Do Surveillance Cameras Affect Unruly Behavior? A Close Look at Grandstands, April 2008
- 2290 Marianna Belloc and Daniela Federici, A Two-Country NATREX Model for the Euro/Dollar, April 2008
- 2291 Nicolas Treich, The Value of a Statistical Life under Ambiguity Aversion, April 2008

- 2292 J. Atsu Amegashie, Socially-Tolerable Discrimination, April 2008
- 2293 M. Hashem Pesaran and Andreas Pick, Forecasting Random Walks Under Drift Instability, April 2008
- 2294 Steven Brakman, Gus Garita, Harry Garretsen and Charles van Marrewijk, Unlocking the Value of Cross-Border Mergers and Acquisitions, May 2008
- 2295 Eric O’N. Fisher and Kathryn G. Marshall, The Structure of the American Economy, May 2008
- 2296 Claudia M. Buch and Martin Schlotter, Regional Origins of Employment Volatility: Evidence from German States, May 2008
- 2297 Helmuth Cremer, Philippe De Donder, Dario Maldonado and Pierre Pestieau, Taxing Sin Goods and Subsidizing Health Care, May 2008
- 2298 Reinhilde Veugelers and Frederick van der Ploeg, Reforming European Universities: Scope for an Evidence-Based Process, May 2008
- 2299 Jon H. Fiva and Lars J. Kirkebøen, Does the Housing Market React to New Information on School Quality?, May 2008
- 2300 Tina Klautke and Alfons J. Weichenrieder, Interest Income Tax Evasion, the EU Savings Directive, and Capital Market Effects, May 2008
- 2301 Harald Badinger and Peter Egger, GM Estimation of Higher Order Spatial Autoregressive Processes in Panel Data Error Component Models, May 2008
- 2302 Jan K. Brueckner, Slot-Based Approaches to Airport Congestion Management, May 2008
- 2303 Sören Blomquist, Vidar Christiansen and Luca Micheletto, Public Provision of Private Goods and Nondistortionary Marginal Tax Rates, May 2008
- 2304 Dan Anderberg and Alessandro Balestrino, The Political Economy of Post-Compulsory Education Policy with Endogenous Credit Constraints, May 2008
- 2305 Tomer Blumkin, Yoram Margalioth and Efraim Sadka, The Role of Stigma in the Design of Welfare Programs, May 2008
- 2306 Vesa Kannianen and Paolo M. Panteghini, Tax Neutrality: Illusion or Reality? The Case of Entrepreneurship, May 2008
- 2307 Thomas Dohmen, Armin Falk, David Huffman and Uwe Sunde, The Intergenerational Transmission of Risk and Trust Attitudes, May 2008
- 2308 Guglielmo Maria Caporale and Mario Cerrato, Using Chebyshev Polynomials to Approximate Partial Differential Equations, May 2008



- 2309 Peter Egger and Doina Maria Radulescu, Labour Taxation and Foreign Direct Investment, May 2008
- 2310 Laurent Linnemer, Dissipative Advertising Signals Quality even without Repeat Purchases, May 2008
- 2311 Jordi Jofre-Monseny and Albert Solé-Ollé, Which Communities should be afraid of Mobility? The Effects of Agglomeration Economies on the Sensitivity of Firm Location to Local Taxes, May 2008
- 2312 Andreas Haufler and Ferdinand Mittermaier, Unionisation Triggers Tax Incentives to Attract Foreign Direct Investment, May 2008
- 2313 Ronel Elul and Piero Gottardi, Bankruptcy: Is it enough to Forgive or must we also Forget?, May 2008
- 2314 Andreas Irmen and Johanna Kuehnel, Productive Government Expenditure and Economic Growth, May 2008
- 2315 Beate Henschel, Carsten Pohl and Marcel Thum, Demographic Change and Regional Labour Markets: The Case of Eastern Germany, May 2008
- 2316 Gabriel Felbermayr, Wido Geis and Wilhelm Kohler, Restrictive Immigration Policy in Germany: Pains and Gains Foregone?, May 2008
- 2317 Michael Hofmann, Gerhard Kempkes and Helmut Seitz, Demographic Change and Public Sector Budgets in a Federal System, May 2008
- 2318 Paul De Grauwe, Macroeconomic Modeling when Agents are Imperfectly Informed, June 2008
- 2319 Johann K. Brunner and Susanne Pech, Optimum Taxation of Inheritances, June 2008
- 2320 Thomas Eichner and Marco Runkel, Corporate Income Taxation of Multinationals in a General Equilibrium Model, June 2008
- 2321 Rainald Borck and Matthias Wrede, Subsidies for Intracity and Intercity Commuting, June 2008
- 2322 Patricia Apps and Ray Rees, Testing the Pareto Efficiency of Household Resource Allocations, June 2008
- 2323 Amihai Glazer, Vesa Kanninen and Panu Poutvaara, Firms' Ethics, Consumer Boycotts, and Signalling, June 2008
- 2324 Claudia M. Buch, Jörg Döpke and Kerstin Stahn, Great Moderation at the Firm Level? Unconditional vs. Conditional Output Volatility, June 2008
- 2325 Helmuth Cremer, Philippe De Donder, Dario Maldonado and Pierre Pestieau, Forced Saving, Redistribution and Nonlinear Social Security Schemes, June 2008