

Chen, Xi

Working Paper

Early Life Circumstances and the Health of Older Adults: A Research Note

GLO Discussion Paper, No. 1158

Provided in Cooperation with:

Global Labor Organization (GLO)

Suggested Citation: Chen, Xi (2022) : Early Life Circumstances and the Health of Older Adults: A Research Note, GLO Discussion Paper, No. 1158, Global Labor Organization (GLO), Essen

This Version is available at:

<https://hdl.handle.net/10419/263217>

Standard-Nutzungsbedingungen:

Die Dokumente auf EconStor dürfen zu eigenen wissenschaftlichen Zwecken und zum Privatgebrauch gespeichert und kopiert werden.

Sie dürfen die Dokumente nicht für öffentliche oder kommerzielle Zwecke vervielfältigen, öffentlich ausstellen, öffentlich zugänglich machen, vertreiben oder anderweitig nutzen.

Sofern die Verfasser die Dokumente unter Open-Content-Lizenzen (insbesondere CC-Lizenzen) zur Verfügung gestellt haben sollten, gelten abweichend von diesen Nutzungsbedingungen die in der dort genannten Lizenz gewährten Nutzungsrechte.

Terms of use:

Documents in EconStor may be saved and copied for your personal and scholarly purposes.

You are not to copy documents for public or commercial purposes, to exhibit the documents publicly, to make them publicly available on the internet, or to distribute or otherwise use the documents in public.

If the documents have been made available under an Open Content Licence (especially Creative Commons Licences), you may exercise further usage rights as specified in the indicated licence.

Early Life Circumstances and the Health of Older Adults: A Research Note

Xi Chen

Yale University and GLO

Abstract

This paper reviews the latest evidence of the effects of early life circumstances on old-age health, distinguishing *in utero* exposures from *childhood* exposures to a wide range of environments. We then leverage the growing number of studies of the impact of the Great Chinese Famine (1959-1961) on the health of older adults to perform a meta-analysis and discuss potential mechanisms. Recent studies assembling multiple domains of early life circumstances are evaluated to better understand how various circumstances may coalesce and manifest in shaping long-term health.

JEL Classification: I14, J14, J13, I18

Keywords: Early life Circumstances; Old-age Health; Famine; Long-term Health; Meta-Analysis; China

Corresponding author:

Xi Chen

xi.chen@yale.edu

Department of Health Policy and Management

Department of Economics

Yale University

60 College St, New Haven, CT 06520, USA

1. Introduction

Growing evidence suggests that ageing begins in the early stage of life, during which individual environments play important roles, it becomes increasingly important to understand the long-lasting impact of early life circumstances on old-age health. Insights into life course causes of diseases and identification of opportunities for effective interventions will help achieve healthy aging. As population ages and more people live longer with chronic conditions, the surging demand for cost-effective prevention, treatment and long-term care services also calls for a holistic life-course approach and interventions (Sayer and Gill. 2016; Kaeberlein, Rabinovitch, and Martin 2015; Clarke and Latham 2014; Ben-Shlomo et al. 2016; Moffitt et al. 2017).

This research note is organized as follows. Section 2 and section 3 respectively review evidence of the effects of *in utero* and *childhood* exposures to a wide range of environments on old-age health. Section 4 focuses on the branch of literature on the Great Chinese Famine (1959-1961) and performs a meta-analysis of its long-lasting effects on the health of Chinese older adults. Section 5 discusses the latest work that attempts to measure the contributions of early life circumstances to health in older ages. Finally, section 6 concludes.

2. In Utero Environments and Long-term Health

The association between *in utero* circumstances and healthy ageing has been well established. *In utero* is a critical period during which adverse circumstances may bear long-term consequences into older ages. For example, the Fetal Origin Hypothesis proposes that disruptions to the prenatal environments, such as through maternal and fetal health (e.g., nutrition and infection), social and economic shocks (e.g., political movements and recessions), and environmental pollution, may impact developmental health and well-being outcomes (Barker 1992; Almond and Currie. 2011).

A large and growing number of studies have validated this hypothesis in ageing populations. Specifically, *in utero* risk factors, such as nutritional adversity or exposure to famine (Crimmins 2015; Ko and Yeung 2018; St Clair et al. 2005; Yang et al. 2008; Song et al. 2009; Wang et al. 2010; Mu and Zhang 2011; Wang et al. 2012; Shi et al. 2013; Wang et al. 2015; Wang et al. 2016a; Wang et al. 2017; Li et al. 2018b; Chang et al. 2018; Li et al. 2018a; Sun et al. 2018; see our meta-analysis visualized in Figure 2), social unrests (Islam et al. 2017), birth season (Costa and Lahey 2005), maternal stress and exposure to violence (Black et al., 2016; Persson and Rossin-Slater, 2018), and

influenza pandemics (Mazumder et al. 2010; Almond et al. 2018), have been linked to increased susceptibility to diseases later in life. The resulting health problems stemming from these prenatal risk factors include accelerated productive ageing (e.g., difficulty in engaging in working, caring, and socially productive activities), schizophrenia (Xu et al. 2009), depressive symptoms, shorter stature, disability, premature death, anemia, obesity (Yang et al. 2008), diabetes, coronary heart disease, stroke, fatty liver disease, metabolic syndrome (e.g., hypertension, hyperlipidemia) (Zheng et al. 2012), reduced lung capacity, and cognitive impairment (Almond et al. 2018). Many of these health effects are latent until mid-life and persist into old age.

3. Childhood Environments and Long-term Health

Childhood presents another critical period during which adverse circumstances may shape long-term health (Almond et al. 2018). As illustrated in Figure 1, the self-rated health among all respondents over three waves of the CHARLS national sample vary significantly with retrospective reports of health status before age 16. Even with some convergence over the life course, those reporting good health before age 16 are still 5-10 percentage points more likely to report being in excellent or very good health after turning 60.

Other dimensions of childhood circumstances, such as disease environment, home and social environments, child health status and toxic exposure, have also been linked to health later in life. Specific childhood risk factors include health endowment at birth and early life (Xiao et al. 2008; Smith et al. 2012; McGovern 2014; Stowasser et al. 2014; Gong et al. 2015; Wang and Shen 2016; Kendig et al. 2017; Wang et al. 2018), disease infections (Case and Paxson. 2009), access to healthcare (Zeng et al. 2007; Liu et al. 2019), parental SES (Zhang et al. 2008; Wen and Gu 2011; Shen and Zeng 2014; Gong et al. 2015; Zhang et al. 2018b; Zhang and Crimmins. 2018; Adhvaryu et al., 2019), adversity (Yang and Lou 2016; Tian et al. 2018), urban residence (Zhang et al. 2018b), neighborhood safety and cohesion (Lin and Chen 2021), nutritional status (Huang and Elo. 2009; Zhang et al. 2010; Zhang et al. 2018b), friendship (Zhang et al. 2018a), education and cognitive stimulation (Strauss et al. 2010; Langa and Larson 2014; Lin and Chen 2021), sibling gender-composition (Huang and Elo. 2009), childhood traumas (Yang et al. 2022; Cao et al. 2022b), exposure to social unrest (Islam et al. 2017), parent-child relationship (Zhang et al. 2018a), parenting skills (Krause, 1998), natural environments (Isen et al. 2017), exposure to famine (Wang et al. 2010;

Wang et al. 2012; Shi et al. 2013; Wang et al. 2015; Wang et al. 2016a; Wang et al. 2016b; Wang et al. 2017; Wang et al. 2017b; Wang et al. 2018b; Li et al. 2018a; Sun et al. 2018; see our meta-analysis in Figure 2), parental health behaviours (Nilsson, 2017), and migration and resettlement (Dong and Lee. 2014). These risk factors during childhood have been found to contribute to depressive symptoms, cognitive impairment, metabolic syndrome, frailty, reduced lung capacity, difficulty with activities of daily living (ADL) or instrumental activities of daily living (IADL), arthritis, and premature death.

4. The Great Chinese Famine (1959-1961) and the Health of Older Adults

Around half of the studies to date linking early life risk factors and ageing in China have leveraged exposures to this influential famine in human history (Lin and Yang 2000). Most Chinese people over age 60 today were exposed to the famine at some point in their early life. Animal and human studies suggest that the famine could have a **substantial** long-term impact on the burden of chronic diseases. Relationships between early-life undernutrition and adverse health outcomes in later life have been well-documented in the international literature (Victora et al. 2008).

Comparing birth cohorts exposed to the famine *in utero* or the postnatal period to those who were not directly exposed, several diseases in midlife or later life have been linked to exposure to this particular source of nutritional adversity. For example, famine exposure is associated with lower birth rates (St Clair et al. 2005), higher incidence of disability and illiteracy (Mu and Zhang 2011), elevated risks of hyperglycemia (Sun et al. 2018), fatty liver disease (Wang et al. 2016a), anemia (Shi et al. 2013), schizophrenia (St Clair et al. 2005; Song et al. 2009), shorter stature and obesity (Yang et al. 2008; Wang et al. 2010; Chang et al. 2018; Wang et al. 2010), diabetes (Wang et al. 2015), metabolic syndrome (Li et al. 2011; Wang et al. 2012; Wang et al. 2017), depression (Li et al. 2018a; Li et al. 2018b), arthritis (Wang et al. 2018b), chronic lung diseases (Wang et al. 2017b).

We identified relevant research articles by searching PubMed, Embase, Chinese Wanfang Data and Chinese National Knowledge Infrastructure databases. As shown in Figure 2, data from 19 studies could be used for a meta-analysis of overweight and obesity, diabetes, hyperglycaemia, metabolic syndrome, schizophrenia, fatty liver disease, anemia, depression, and arthritis. These studies provided data on famine births and post-famine births. Several reports findings for more than one health condition. The

forest plot above shows effect estimates for health conditions comparing famine births with post-famine births serving as controls.

The summary effect estimates from random effects models show increases in the odds of overweight (OR 1.10; 95% CI: 1.00–1.21), hyperglycaemia (OR 1.48; 95% CI: 1.19–1.84), metabolic syndrome (OR 1.32; 95% CI: 1.03–1.70) schizophrenia (OR 1.52; 95% CI: 1.29–1.77), fatty liver disease (OR 1.39; 95% CI: 1.16–1.65), anemia (OR 1.45; 95% CI: 1.04–2.02) and depression (OR 2.07; 95% CI: 1.80–2.38). No significant effects are found for likelihood of being obese (OR 1.07; 95% CI: 0.81–1.41), diabetic (OR 1.41; 95% CI: 0.99–2.01), hypertensive (OR 1.14; 95% CI: 0.99–1.32), or arthritic (OR 1.04; 95% CI: 0.86–1.26). The estimates from fixed-effects and random effects models were comparable, although as expected the 95% CIs of random-effects models were wider due to between-study heterogeneity.

While much evidence so far has pointed to infancy, in comparison to *in utero* or in childhood, as the most critical period of nutritional adversity affecting health in later life (Wang et al. 2015; Wang et al. 2017; Wang et al. 2010; Wang et al. 2017b), some evidence also suggests adverse shocks during the first two trimesters of pregnancy may have even more impact on specific health outcomes (Wang et al. 2012; Li et al. 2018b). It would be useful to consider why the effects of malnutrition differ so much within this short time window in early life.

Salient gender differences are found for the impact of the Great Chinese Famine. Female survivors often demonstrate worse health outcomes as adults and into old age (Mu and Zhang 2011; Sun et al. 2018; Wang et al. 2016a; Yang et al. 2008; Wang et al. 2017; Wang et al. 2010; Li et al. 2018a; Chang et al. 2018; Wang et al. 2018b; Wang et al. 2017b). A plausible explanation is that the scarring effect often overwhelms mortality selection for women, while mortality selection trumps the scarring effect for males, resulting in larger detrimental health effects for female survivors than for male survivors.

Owing to biased food distribution toward urban China, rural areas were generally struck harder by the famine and suffered greater excess mortality. Therefore, the differential offsetting effects of mortality selection and scarring lead rural survivors to demonstrate smaller long-term health consequences than their urban counterparts (Song et al. 2009). Moreover, there is often a null or even positive effect of the famine on later-life disease risks among rural survivors but not among urban survivors. This is at least partly due to the much larger mortality selection effect in rural areas (Xu et al.

2016).

The adverse effect of the famine on late-life health tends to be larger for more vulnerable groups, such as those who are overweight or obese, lived in severely affected areas, or had lower educational attainments (Shi et al. 2013; Wang et al. 2016b; Wang et al. 2018b).

Importantly, early life exposure to the famine, coupled with ‘rich’ nutrient environment later in life, imposes further risks to health in old age, especially for those of high economic status (Wang et al. 2016a; Wang et al. 2015). Two historical events in China stood out as the driving force. Afflicted by the Great Chinese Famine in 1959-1961, people who suffered from undernutrition in early life may develop a “thrifty genotype” that altered the body’s physiology and metabolism to survive from food shortage. Such thriftiness, however, may become maladaptive as undernutrition was followed by rapid economic development since 1978 and the resulting nutritional abundance in later life, leading to higher risks of obesity, type 2 diabetes, and coronary heart diseases (Neel, 1999).

5. Measuring the Contributions of Early Life Circumstances to Health in Older Ages

A few studies have recently assembled comprehensive domains of risk factors to understand better how various childhood factors may coalesce and manifest in health inequality later in life (Yan et al. 2020). Measuring each risk factor's *absolute* and *relative* contributions to old-age health can inform public policies that aim to achieve efficient and equitable resource allocation in a way that mitigates health inequality and disparities among population subgroups. For example, a burgeoning literature shows that in China, low educational attainment is the most important contributor to the risk of late-life phenotypic and functional aging, followed by low childhood neighbourhood quality, poor childhood health, and low paternal education (Li et al. 2020; Liu et al. 2019; Cao et al. 2022a). In the United States, genetic, behavioural, and socioenvironmental circumstances in early life account for about 18 percent of phenotypic ageing differences. Genetic factors contribute more than childhood SES, childhood health and adversity (Liu et al. 2019). In both China and the United States, prospects for child cognitive development (as indicated by the number of books at home), family SES, and childhood health status are all important predictors of frailty and mental illness in old age (Chen and Huo 2019). Among older Chinese, region and

rural/urban status at birth are key predictors of risk factors, but these are less important for older Americans (Chen et al. 2022).

Decomposing the contribution of a comprehensive set of childhood circumstances to health variations in old age, Figure 3 displays their overall contribution and the roles of each domain. Specifically, the domain of war and economic crisis includes variables associated with World War II and China's Civil War (1946-1949) period. The domain of regional and urban/rural status involves rural/urban status at birth and six Chinese geographic regions. Family SES includes parental party membership, parental schooling, financial status, and type of residence at birth. Health and health behaviours include measures of parental health condition, alcohol consumption and smoking. Health and nutrition conditions include self-rated health and hunger experiences in childhood, vaccination, access to various types of healthcare. Relationship with parents includes co-residence and child abuse; and finally, friendship in children measures the number of good friends in childhood.

Figure 3 shows that a set of seven domains of childhood circumstances may account for 20-33 percent of health variations in old age. Overall, their contributions to mental health and cognitive health are larger than their contributions to frailty and self-rated health. Exposure to war or economic crisis contributes to elevated risks of frailty (5%), cognitive impairment (5.5%), mental illness (4%), and poor self-rated health (6%). Being born in less developed regions or in rural areas and poor child health also contribute significantly to worse outcomes of all four health measures. Low family SES, poor parental health and unhealthy behaviours, and lack of friends in childhood contribute more to mental illness and cognitive impairment than to the other health measures. Bad relationship with parents contributes more to mental illness than to the other health measures.

Overall, adverse health outcomes attributable to early life environments are largely beyond the realm of individuals' choices. An important principle emphasized in Equality of Opportunity (EOP) is that childhood circumstances are illegitimate sources of health inequality that deserve prioritized policy interventions (Roemer 1998; Andreoli et al. 2019). Therefore, policies should be implemented to eliminate or compensate for health inequality resulting from childhood circumstances (Roemer and Trannoy 2016).

6. Concluding Remarks

The comprehensive dimensions of early life circumstances and multiple health-related sectors affecting healthy ageing call for a holistic life-course approach and instrumental actions to promote public health in an aging society. Such interventions can be most successful if applied early in the life course, targeting women of childbearing age and childhood, before the onset of disease and disability, to slow the ageing process and benefit population health and quality of life in old age.

The implementation of Healthy China 2030 national initiative since 2016 has been calling for more comprehensive approaches to serving population health, including transformation from managing disease episode to full life-cycle health management as well as from health policy narrowly defined to Health-in-All policies (The State Council of China 2016). The best scientific evidence so far linking a wide range of early life circumstances with old-age health in China will inform policy and interventions.

Acknowledgement

This manuscript is a research note in preparation for part of the Lancet Commission Report on Healthy Ageing in China. The GLO Discussion Paper Series serves as a preprint server to deposit latest research for feedback. This work was supported by the Career Development Award (K01AG053408) and a major research grant (R01AG077529) from the National Institute on Aging; Claude D. Pepper Older Americans Independence Center at Yale School of Medicine, funded by the National Institute on Aging (P30AG021342); and Yale Alzheimer's Disease Research Center (P30AG066508); James Tobin Research Fund at Yale Economics Department; and Yale Macmillan Center Faculty Research Award. The funders had no role in the study design; data collection, analysis, or interpretation; in the writing of the report; or in the decision to submit the article for publication. The author has no conflict of interest. The author thanks Zhuoer Lin (Yale University), Chao Ma (Southeast University), and Chi Shen (Xi'an Jiaotong University) for providing valuable assistance.

References

- Adhvaryu, A., Fenske, J., Nyshadham, A., 2019, Early life circumstance and adult mental health, *Journal of Political Economy*, Volume 127, Number 4.
- Almond, Douglas & Currie, Janet, 2011. Human Capital Development before Age Five. In Chapter 15 in “*Handbook of Labor Economics*”, Volume 4: Orley Ashenfelter and David Card, editors. Elsevier.
- Almond, D., Currie, J., Duque, V., 2018, Childhood circumstances and adult outcomes: act II, *Journal of Economic Literature*, 56(4): 1360-1446.
- Andreoli, F., Havnes, T., Lefranc, A., 2019. Robust inequality of opportunity comparisons: theory and application to early-childhood policy evaluation, *Review of Economics and Statistics*, 101(2): 355–369.
- Barker, D.J.P. (Ed.), 1992. Fetal and infant origins of adult disease. *British Medical Journal*.
- Ben-Shlomo, Y., Cooper, R., & Kuh, D. 2016. The last two decades of life course epidemiology, and its relevance for research on ageing. The *International Journal of Epidemiology*, 45(4), 973–988.
- Black, S., Devereux, P., Salvanes, K. 2016. Does grief transfer across generations? Bereavements during Pregnancy and Child Outcomes. *American Economic Journal: Applied Economics*, 8(1), 193-223.
- Cao, XQ., Chao Ma, Zhoutao Zheng, Liu He, Meng Hao, Xi Chen, Eileen M. Crimmins, Thomas M. Gill, Morgan E. Levine, Zuyun Liu. 2022a. Contribution of life course circumstances to the acceleration of phenotypic and functional aging: A retrospective study. *eClinicalMedicine*, 51, 101548. <https://doi.org/10.1016/j.eclinm.2022.101548>.
- Cao XQ, Zhang J, Ma C, Li X, Kuo CL, Levine ME, Hu G, Allore H, Chen X, Wu X, Liu Z. 2022b. Life course traumas and cardiovascular disease-The mediating role of accelerated aging. *Annals of The New York Academy of Sciences*. doi: 10.1111/nyas.14843.
- Case, Anne, Paxson, Christina. 2009. Early life health and cognitive function in old age. *American Economic Review: Papers and Proceedings* 99 (2): 104–109.
- Clair DS, Xu M, Wang P, et al. 2005. Rates of Adult Schizophrenia Following Prenatal Exposure to the Chinese Famine of 1959-1961. *JAMA*; **294**(5): 5.
- Chang, X., Song, P & Wang, M & An, Lin. 2018. The Risks of Overweight, Obesity and Abdominal Obesity in Middle Age after Exposure to Famine in Early Life: Evidence from the China's 1959-1961 Famine. *The Journal of Nutrition, Health & Aging*. 22(10):1198-1204.
- Chen, X., and S.T. Huo. 2019. Early Life Environments and Health over the Life Course:

Comparative Evidence from Machine Learning and Conventional Methods”. Working paper, Yale University School of Public Health.

Chen X., Yan B.J., Gill T.M. 2022. Childhood Circumstances and Health Inequality in Old Age: Comparative Evidence from China and the USA," *Social Indicators Research*. 160(2): 689-716.

Clarke, Philippa, and Kenzie Latham. 2014. Life Course Health and Socioeconomic Profiles of Americans Aging with Disability. *Disability and Health Journal* 7 (1 SUPPL): S15–23.

Costa, Dora L., Lahey, Joanna N., 2005. Predicting older age mortality trends. *Journal of the European Economic Association* 3 (2–3), 487–493.

Crimmins, E.M., 2015. Physiological Differences Across Populations Reflecting Early Life and Later Life Nutritional Status and Later Life Risk for Chronic Disease. *Journal of Population Ageing* 8: 51–69.

Dong, H. and J.Z. Lee. 2014. Kinship matters: Long-term mortality consequences of childhood migration, historical evidence from northeast China, 1792–1909, *Social Science & Medicine*. 119: 274-283.

Gong, C.H., H. Kendig, M. Silverstein. 2015. The Influence of Childhood Health and Early Life Experience on Adult Health and Wellbeing: Evidence from China. *The Gerontologist* 55(Suppl 2):520–521.

Huang, C. and I.T. Elo. 2009. Mortality of the Oldest Old Chinese: The Role of Early-Life Nutritional Status, Socio-Economic Conditions, and Sibling Sex-Composition. *Population Studies* 63(1): 7–20.

Isen, A., Rossin-Slater, M., Walker, R., 2017, Every breath you take—every dollar you’ll make: the long-term consequences of the Clean Air Act of 1970, *Journal of Political Economy*, 125(3): 848-902.

Islam, A., Raschky, P., & Smyth, R. 2017. The long-term health effects of mass political violence: Evidence from china's Cultural Revolution. *Social Indicators Research* 132(1): 257-272.

Kaerberlein, Matt, Peter S Rabinovitch, and George M Martin. 2015. “Healthy Aging: The Ultimate Preventative Medicine.” *Science* (New York, N.Y.) 350 (6265): 1191–93.

Kendig, H., Gong, C.H., Yiengprugsawan, V., Silverstein, M., Nazroo, J., 2017. Life course influences on later life health in China: Childhood health exposure and socioeconomic mediators during adulthood. *SSM - Population Health* 3: 795–802.

Ko, P.-C., Yeung, W.-J.J., 2019. Childhood conditions and productive aging in China. *Social Science & Medicine*. 229: 60-69.

- Krause, N. 1998. Early parental loss, recent life events, and changes in health among older adults. *Journal of Aging and Health*, 10, 395-421.
- Langa, Kenneth M., and E. B. Larson. 2014. Education, brain health, and improving life opportunities for women." *Journal of the Economics of Ageing* 4:56-58.
- Li, Y., Zhao, L., Yu, D., & Ding, G. 2018a. Exposure to the Chinese famine in early life and depression in adulthood. *Psychology, Health & Medicine*, 23(8): 952-957.
- Li C, Miles T, Shen L, Shen Y, Liu T, Zhang M. Li. S, Huang C. 2018b. Early-life exposure to severe famine and subsequent risk of depressive symptoms in late adulthood: The China Health and Retirement Longitudinal Study. *The British Journal of Psychiatry* 213(4): 579-586.
- Li, C., Lumey, L.H., 2017. Exposure to the Chinese famine of 1959–61 in early life and long-term health conditions: a systematic review and meta-analysis. *International Journal of Epidemiology* 46, 1157–1170.
- Li, YX, QL Xue, MC Odden, X Chen, CK Wu. 2020. Linking Early Life Risk Factors to Frailty in Old Age: Evidence from the China Health and Retirement Longitudinal Study. in press, *Age and Ageing*. 49(2): 208–217.
- Li Y, Jaddoe VW, Qi L, et al. 2011. Exposure to the Chinese famine in early life and the risk of hypertension in adulthood. *J Hypertens* 29(6): 1085-92.
- Lin JY, Yang DT. 2000. Food availability, entitlements and the Chinese famine of 1959–61. *Economic Journal*. 110: 136–58.
- Lin, Z., and X. Chen. 2021. Adverse childhood circumstances and cognitive function in middle-aged and older Chinese adults: Lower level or faster decline? *Social Science & Medicine - Population Health*, 14, 100767.
- Liu, Z.Y., X. Chen, T.M. Gill, C. Ma, E.M. Crimmins, M.E. Levine. 2019. Associations of genetics, behaviors, and life course circumstances with a novel aging and healthspan measure: Evidence from the Health and Retirement Study. *PLoS Medicine*, 16(6): e1002827.
- Mazumder B, Almond D, Park K, Crimmins EM, Finch CE. 2010. Lingering prenatal effects of the 1918 influenza pandemic on cardiovascular aging. *Journal of Developmental Origins of Health and Disease*. 1: 26–34.
- McGovern, Mark E. 2014. Comparing the relationship between stature and later life health in six low and middle-income countries. *Journal of the Economics of Ageing* 4: 128-148.
- Moffitt TE, Belsky DW, Danese A, et al. 2017. The Longitudinal Study of Aging in Human Young Adults: Knowledge Gaps and Research Agenda. *J Gerontol A Biol Sci Med Sci*. 72(2):210-15.

Mu, R., Zhang, X., 2011. Why does the Great Chinese Famine affect the male and female survivors differently? Mortality selection versus son preference. *Economics and Human Biology* 9: 92–105.

Neel, JV. 1999. The “Thrifty Genotype”, *Nutrition Reviews*; 57(5): 2–9.

Nilsson, P., 2017, Alcohol availability, prenatal conditions, and long-term economic outcomes, *Journal of Political Economy*, 125(4): 1149-1207.

Persson, P., Rossin-Slater, M. 2018. Family ruptures, stress, and the mental health of the next generation. *American Economic Review*, 108(4-5): 1214-1252.

Roemer, J. 1998. Equality of opportunity, Harvard University Press.

Roemer, J., Trannoy, A. 2016. Equality of Opportunity: theory and measurement. *Journal of Economic Literature*, 54, 1288-1332.

Sayer, AA, TM Gill. 2016. Commentary: Value of the life course approach to the health care of older people, *International Journal of Epidemiology*. 45(4): 1011–1013.

Shen, K., Yi Zeng, 2014. Direct and indirect effects of childhood conditions on survival and health among male and female elderly in China. *Social Science & Medicine* 119: 207-214.

Shi, Z., Cuilin Zhang, Minghao Zhou, Shiqi Zhen¹ and Anne W Taylor. 2013. Exposure to the Chinese famine in early life and the risk of anemia in adulthood. *BMC Public Health* 13: 904.

Smith, J. P., Shen, Y., Strauss, J., Zhe, Y., & Zhao, Y. 2012. The effects of childhood health on adult health and SES in China. *Economic Development and Cultural Change* 61(1): 127–156.

Song, S., Wei Wang, Peifeng Hu. 2009. Famine, death, and madness: Schizophrenia in early adulthood after prenatal exposure to the Chinese Great Leap Forward Famine. *Social Science & Medicine* 68(7): 1315-1321.

St Clair D, Xu M, Wang P, et al. 2005. Rates of Adult Schizophrenia Following Prenatal Exposure to the Chinese Famine of 1959-1961. *JAMA*. 294(5):557–562.

Stowasser, T., F. Heiss., D. McFadden., J. Winter. 2014. Understanding the SES gradient in health among the elderly: The role of childhood circumstances. *Chapter in NBER book Discoveries in the Economics of Aging*, David A. Wise, editor. p. 187 - 219.

Strauss, J., Xiao-yan Lei, Albert Park, Yan Shen & James P. Smith & Zhe Yang, Yao-hui Zhao. 2010. Health Outcomes and Socio-economic Status Among the Elderly in China: Evidence from the CHARLS Pilot, *Journal of Population Ageing* 3: 111–142.

Sun, Y., Zhang, L., Duan, W., Meng, X., Jia, C., 2018. Association between famine exposure in early life and type 2 diabetes mellitus and hyperglycemia in adulthood:

Results from the China Health And Retirement Longitudinal Study (CHARLS). *Journal of Diabetes* 10: 724–733.

The State Council of China. Healthy China 2030 Plan. October 25, 2016. http://www.gov.cn/zhengce/2016-10/25/content_5124174.htm (accessed June 26, 2019)

Tian, F., Meng, S.S., Qiu, P., 2018. Childhood adversities and mid-late depressive symptoms over the life course: Evidence from the China health and retirement longitudinal study. *Journal of Affective Disorders* 245: 668–678.

Wang, Y., Wang, X., Kong, Y., Zhang, J.H. and Zeng, Q. 2010. The Great Chinese Famine Leads to Shorter and Overweight Females in Chongqing Chinese Population After 50 Years. *Obesity* 18: 588-592.

Wang, N., Yi Chen, Zhiyuan Ning, Qin Li, Bing Han, Chunfang Zhu, Yingchao Chen, Fangzhen Xia, Boren Jiang, Bingshun Wang, Xiaojin Wang, Michael D. Jensen, Yingli Lu. 2016a. Exposure to Famine in Early Life and Nonalcoholic Fatty Liver Disease in Adulthood. *The Journal of Clinical Endocrinology & Metabolism*. 101(5): 2218–2225.

Wang, N., Xiaojin Wang, Bing Han, Qin Li, Yi Chen, Chunfang Zhu, Yingchao Chen, Fangzhen Xia, Zhen Cang, Chaoxia Zhu, Meng Lu, Ying Meng, Chi Chen, Dongping Lin, Bingshun Wang, Michael D. Jensen, Yingli Lu. 2015. Is Exposure to Famine in Childhood and Economic Development in Adulthood Associated With Diabetes? *The Journal of Clinical Endocrinology & Metabolism* 100(12): 4514–4523.

Wang P-X, Wang J-J, Lei Y-X, Xiao L, Luo Z-C. 2012. Impact of Fetal and Infant Exposure to the Chinese Great Famine on the Risk of Hypertension in Adulthood. *PLoS ONE* 7(11): e49720.

Wang, Q. Shen, J.J. 2016. Childhood Health Status and Adulthood Cardiovascular Disease Morbidity in Rural China: Are They Related? *Int. J. Environ. Res. Public Health* 13, 565.

Wang, Q. Zhang, H. Rizzo, J.A. Fang, H. 2018. The Effect of Childhood Health Status on Adult Health in China. *Int. J. Environ. Res. Public Health* 15, 212.

Wang Z, Li C, Yang Z, Zou Z, Ma J. 2016b. Infant exposure to Chinese famine increased the risk of hypertension in adulthood: results from the China Health and Retirement Longitudinal Study. *BMC Public Health*. 16: 435.

Wang, N., Xiaojin Wang, Qin Li, Bing Han, Yi Chen, Chunfang Zhu, Yingchao Chen, Dongping Lin, Bingshun Wang, Michael D. Jensen, Yingli Lu. 2017. The famine exposure in early life and metabolic syndrome in adulthood. *Clinical Nutrition* 36(1): 253-259.

Wang Z, Zou Z, Bin Dong, Jun Ma, Luke Arnold. 2018b. Association between the Great China Famine exposure in early life and risk of arthritis in adulthood. *Journal of Epidemiology & Community Health* 72: 790-795.

Wang, ZH., Zou, ZY., Yang, ZP. et al. 2017b. Association between exposure to the

Chinese famine during infancy and the risk of self-reported chronic lung diseases in adulthood: a cross-sectional study. *BMJ Open* 7:e015476.

Victora, C. G., Adair, L., Fall, C., Hallal, P. C., Martorell, R., Richter, L., Sachdev, H. S., & Maternal and Child Undernutrition Study Group (2008). Maternal and child undernutrition: consequences for adult health and human capital. *The Lancet*, 371(9609), 340–357.

Wen, M., & Gu, D. 2011. The effects of childhood, adult, and community socioeconomic conditions on health and mortality among older adults in China. *Demography* 48(1): 153–181.

Xiao, X., Zhen-Xin Zhang, Harvey Jay Cohen, Heng Wang, Wenhui Li, Tong Wang, Tao Xu, Aimin Liu, Ming-Ying Gai, Shen Ying, Ole Schmitz, Zeng Yi. 2008. Evidence of a Relationship Between Infant Birth Weight and Later Diabetes and Impaired Glucose Regulation in a Chinese Population, *Diabetes Care* Mar 31(3): 483-487.

Xu, H., Lydia Li, Zhenmei Zhang, Jinyu Liu. 2016. Is natural experiment a cure? Re-examining the long-term health effects of China's 1959–1961 famine. *Social Science & Medicine* 148: 110-122.

Xu MQ, Sun WS, Liu BX, et al. Prenatal malnutrition and adult schizophrenia: further evidence from the 1959-1961 Chinese famine. *Schizophr Bull* 2009; **35**(3): 568-76.

Yan, BJ., Chen, X., Gill, TM. Health Inequality among Chinese Older Adults: The Role of Childhood Circumstances. *Journal of the Economics of Ageing* 2020, 17, 10.1016/j.jeoa.2020.100237.

Yang, Fan, and V. W. Q. Lou. 2016. Childhood adversities, urbanization and depressive symptoms among middle-aged and older adults: evidence from a national survey in China. *Ageing & Society* 36(5): 1031-1051.

Yang, G., Xingqi Cao, Xueqin Li, Jingyun Zhang, Chao Ma, Ning Zhang, Qingyun Lu, Eileen M. Crimmins, Thomas M. Gill, Xi Chen, Zuyun Liu. 2022. Unhealthy lifestyle mediates the adverse effect of childhood traumas on acceleration of aging: analysis of 110,596 UK Biobank participants. Forthcoming *JAMA Network Open*. doi: <https://doi.org/10.1101/2022.04.22.22274167>

Yang, Z., Zhao, W., Zhang, X., Mu, R., Zhai, Y., Kong, L. and Chen, C. 2008. Impact of famine during pregnancy and infancy on health in adulthood. *Obesity Reviews* 9: 95-99.

Zeng, Y., Gu, D., & Land, K. C. 2007. The association of childhood socioeconomic conditions with healthy longevity at the oldest-old ages in China. *Demography*, 44: 497-518.

Zhang, Y and E Crimmins. 2018. The Long-arm of Early Life Conditions on Cardiovascular Risk in Old Age. *Innovation in Aging* 2(Suppl 1): 378.

Zhang, Z., D. Gu, M. Hayward. 2008. Early Life Influences on Cognitive Impairment Among Oldest Old Chinese, *The Journals of Gerontology: Series B*, 63(1): S25–S33.

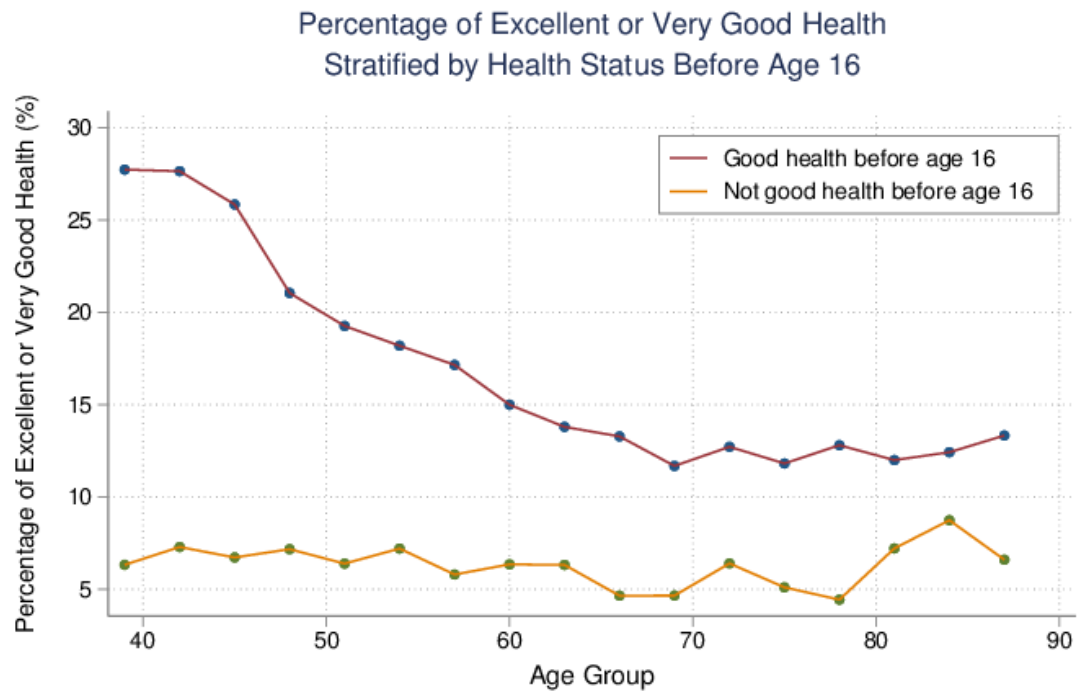
Zhang, Z., D. Gu, M. Hayward. 2010. Childhood nutritional deprivation and cognitive impairment among older Chinese people. *Social Science & Medicine* 71(5): 941-949.

Zhang, Z., Xu, H., Li, L., & Liu, J. 2018a. The Influence of Early-life Social Relationships on Cognitive Function among Older Adults in China. *Innovation in Aging*, 2(Suppl 1), 351.

Zhang, Z., Liu, J., Li, L., & Xu, H. 2018b. The Long Arm of Childhood in China: Early-Life Conditions and Cognitive Function Among Middle-Aged and Older Adults. *Journal of Aging and Health*, 30(8), 1319–1344.

Zheng X, Wang Y, Ren W, et al. Risk of metabolic syndrome in adults exposed to the great Chinese famine during the fetal life and early childhood. *Eur J Clin Nutr* 2012; 66(2): 231-6.

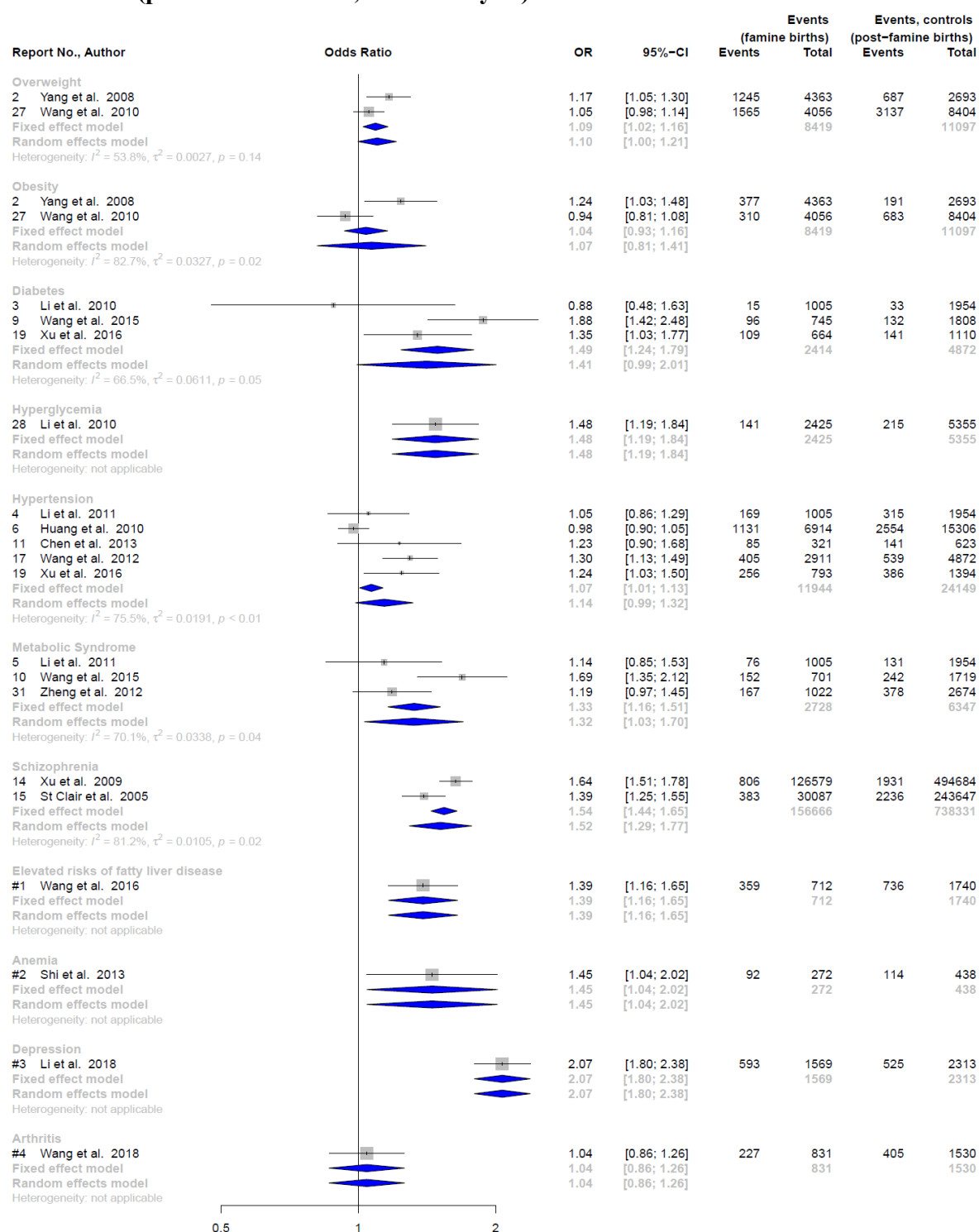
Figure 1. Self-rated Health among Middle-Aged and Older Adults by Child Health



Data: CHARLS National Sample (2011, 2013, 2015)

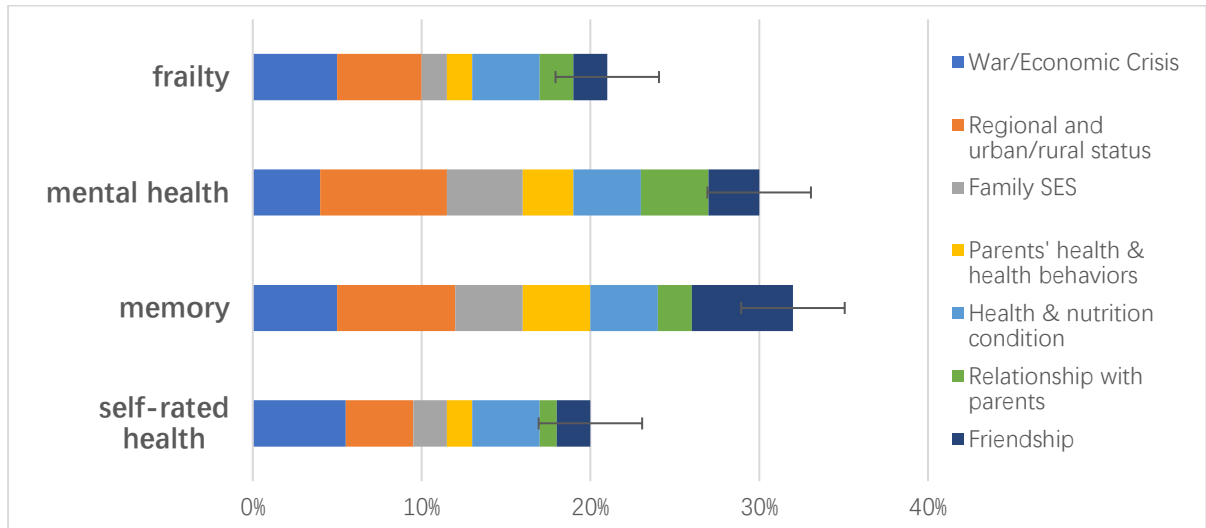
Notes: In this figure, each respondent in the longitudinal survey is only counted once. In cases when a respondent participated in multiple waves of survey, information on the earliest wave of participation is used in plotting the figure.

Figure 2. Effect estimates on selected health conditions comparing famine births with controls (post-famine births, meta-analysis)



Notes: Mantel-Haenszel fixed-effects model summary estimates and DerSimonian-Laird random-effects model summary estimates are reported. Boxes and horizontal lines represent odds ratios (OR) and 95% confidence intervals (CIs) for each outcome. The size of each box is proportional to the weight of the report for each outcome. Diamonds represent the 95% CI for pooled estimates of effect and are centred on the pooled odds ratio of a fixed-effects model or a random-effects model of each outcome.

Figure 3. Contribution to Health Inequalities in Old Age by Domain of Childhood Circumstances



Notes: A parametric Shapley Value Decomposition approach is implemented.