

Schmeck, Maren Diane; Schwerin, Stefan

Article

The effect of mean-reverting processes in the pricing of options in the energy market: An arithmetic approach

Risks

Provided in Cooperation with:

MDPI – Multidisciplinary Digital Publishing Institute, Basel

Suggested Citation: Schmeck, Maren Diane; Schwerin, Stefan (2021) : The effect of mean-reverting processes in the pricing of options in the energy market: An arithmetic approach, Risks, ISSN 2227-9091, MDPI, Basel, Vol. 9, Iss. 5, pp. 1-19, <https://doi.org/10.3390/risks9050100>

This Version is available at:

<https://hdl.handle.net/10419/258188>

Standard-Nutzungsbedingungen:

Die Dokumente auf EconStor dürfen zu eigenen wissenschaftlichen Zwecken und zum Privatgebrauch gespeichert und kopiert werden.

Sie dürfen die Dokumente nicht für öffentliche oder kommerzielle Zwecke vervielfältigen, öffentlich ausstellen, öffentlich zugänglich machen, vertreiben oder anderweitig nutzen.

Sofern die Verfasser die Dokumente unter Open-Content-Lizenzen (insbesondere CC-Lizenzen) zur Verfügung gestellt haben sollten, gelten abweichend von diesen Nutzungsbedingungen die in der dort genannten Lizenz gewährten Nutzungsrechte.

Terms of use:

Documents in EconStor may be saved and copied for your personal and scholarly purposes.

You are not to copy documents for public or commercial purposes, to exhibit the documents publicly, to make them publicly available on the internet, or to distribute or otherwise use the documents in public.

If the documents have been made available under an Open Content Licence (especially Creative Commons Licences), you may exercise further usage rights as specified in the indicated licence.



<https://creativecommons.org/licenses/by/4.0/>

Article

The Effect of Mean-Reverting Processes in the Pricing of Options in the Energy Market: An Arithmetic Approach

Maren Diane Schmeck ^{1,*} and Stefan Schwerin ^{2,†}¹ Center for Mathematical Economics, Bielefeld University, 33615 Bielefeld, Germany² Independent Researcher, 51065 Cologne, Germany; schwerinstefan@web.de

* Correspondence: maren.schmeck@uni-bielefeld.de

† These authors contributed equally to this work.

Abstract: In this paper we study the effect that mean-reverting components in the arithmetic dynamics of electricity spot price have on the price of a call option on a swap. Our model allows for seasonal effects, spikes, and negative values of the price of electricity. We show that for sufficiently large delivery periods of the swap contract, the error that one makes by neglecting some of the mean-reverting processes affecting the spot price evolution converges to zero. The decay rate is explicitly calculated. This is achieved by exploiting the additive structure of the electricity price process in order to determine an explicit closed-form formula for the price of the call on a swap. The theoretical analysis is then illustrated via a numerical example.

Keywords: electricity spot prices; multi-scale mean reversion; pricing error; jumps; delivery period; swaps



Citation: Schmeck, Maren Diane, and Stefan Schwerin. 2021. The Effect of Mean-Reverting Processes in the Pricing of Options in the Energy Market: An Arithmetic Approach. *Risks* 9: 100. <https://doi.org/10.3390/risks9050100>

Academic Editor: Fred Espen Benth

Received: 5 April 2021

Accepted: 7 May 2021

Published: 18 May 2021

Publisher's Note: MDPI stays neutral with regard to jurisdictional claims in published maps and institutional affiliations.



Copyright: © 2021 by the authors. Licensee MDPI, Basel, Switzerland. This article is an open access article distributed under the terms and conditions of the Creative Commons Attribution (CC BY) license (<https://creativecommons.org/licenses/by/4.0/>).

1. Introduction

Deregulation of energy markets started in the early 1990s, with the main aim being making energy markets more efficient and reducing costs for the consumer (see [Al-Sunaidy and Green \(2006\)](#) for a detailed discussion on the history of deregulation). Today, energy is traded under free market conditions in many countries, and energy prices show characteristics that are rarely seen in other markets. These are, for example, seasonal effects, jumps with fast mean-reversion, and negative prices, and a large number of models have been produced in the recent years in order to capture those features and investigate their structure; see, among many others, [Borovkova and Schmeck \(2017\)](#); [Fanelli and Schmeck \(2019\)](#); [Genoese et al. \(2010\)](#); [Kaminski \(2013\)](#); [Kiesel et al. \(2009\)](#), as well as the recent review [Deschatre et al. \(2021\)](#).

Considerations involving the law of demand and supply can explain the presence in electricity prices of seasonal patterns at different scales: Prices are typically higher during the morning and evening hours of the days, and—especially in countries where heating is performed via electricity—also in winter months. Since these seasonal patterns are predictable, they can be well described through deterministic time-dependent functions, such as a combination of different sinusoidal functions ([Escribano et al. 2011](#)). Energy prices show very high volatility with jumps, which can be explained by the fact that energy cannot be stored on a large scale, at least in an economically feasible way. Furthermore, a large energy supply combined with a low demand leads electricity prices also to become negative, a feature allowed since 2008 by the European Energy Exchange. As a matter of fact, in periods of overproduction a shut down of the power plants would cost the energy producers more than paying for getting rid of energy.

From a mathematical point of view, there are clearly various modeling choices for electricity spot prices; see the reviews [Weron \(2014\)](#) and [Deschatre et al. \(2021\)](#) for an outlook on the state of the art and future perspectives. Following the seminal work by [Benth et al. \(2007\)](#), in this paper we choose to work with a (nowadays classical) multi-factor

spot price model consisting of a non-stationary process and a sum of independent Ornstein-Uhlenbeck processes, driven by a suitable stochastic jump process. Namely, we take the spot price of electricity given by

$$S(t) = \Lambda(t) + X(t) + \sum_{j \in J} Y_j(t), \quad t \geq 0, \quad (1)$$

for some index-set J . Here, Λ is a deterministic seasonality function, X is an arithmetic Brownian motion that reflects long term expectations, e.g., of political developments, and each Y_j is a mean-reverting process, that converges back to the seasonal equilibrium level $\Lambda + X$. On the one hand, as we shall see also in this paper, this modeling choice is still simple enough to enable for explicit evaluations of electricity contracts (like futures and forward contracts). On the other hand, Equation (1) allows to reproduce the well-known stylized fact for which electricity prices exhibit large price shocks (spikes), which mean revert very fast towards the original price level, as well as slower mean reverting components. As a matter of fact, Meyer-Brandis and Tankov (2008) find that the majority of European exchanges show an auto-correlating structure of the spot prices that can be well described by a models including a sum of mean reverting processes, where the mean reversion takes place with different rates. In particular, Meyer-Brandis and Tankov (2008) argue that two or three mean reverting factors are suitable to reproduce prices in the EEX.

However, Ball and Torous (1983) and Knittel and Roberts (2001), among others, also point out the difficulty of calibrating a multi-factor spot price model as in Equation (1) to market data. Indeed, the question arises of how to filter from the observed time series the different, themselves not observable, components. It is therefore natural to investigate which is the error that one makes by neglecting some or all of the mean-reverting processes in the spot price model. In particular, if such an error is shown to be relatively small, then it might not be worth to provide the nontrivial calibration of a full jump model of electricity prices. In this paper we interpret such a question by comparing the price of vanilla options on swaps in two models for S . In a first one all the $|J|$ mean-reverting components are considered, and in a second one only $|L| < |J|$ jump Ornstein-Uhlenbeck processes are considered. Our main result gives an analytical estimate of the pricing error by showing that the difference in the price of call options on swaps for the two models can be bounded from above and below by explicitly calculated quantities. These depend on the models' parameters, such as the volatility parameters, the speeds of mean-reversion, and the delivery period in the swap pricing formula. We show that when the delivery period is sufficiently large, then the pricing error goes to zero. This is because the swap averages out the effects that spikes have on the call option price. We thus conclude that for sufficiently long delivery periods, considering a relatively less complex spot price model provides a good approximation to the more complex one. Our theoretical analysis is then illustrated by numerical examples. Here we show the effect of the mean-reverting components and of the volatility σ of the non-stationary component on the price of call options. In particular, we confirm that for relatively large delivery periods of the swap contract the pricing error is negligible. Furthermore, we observe that the smaller σ is, the larger becomes the pricing error.

Our study is related to the one performed in Benth and Schmeck (2014) and Schmeck (2016) (see also Nomikos and Soldatos (2010) for a study of the importance of mean reversion and spikes in the stochastic behavior of the underlying asset when pricing options on power). The main difference between Benth and Schmeck (2014) and Schmeck (2016) and our paper lie in the structure of the dynamics of the spot price process. These are geometric in Schmeck (2016), while arithmetic in this work. The choice of considering an arithmetic model has essentially two main reasons. First of all, arithmetic dynamics allow to encompass the observed negativity of spot prices of electricity. The importance of taking into account such a stylized fact of electricity prices in the modeling is also confirmed by the increasing interest that arithmetic models are recently obtaining in the literature (see, e.g., Benth et al. 2019; Edoli et al. 2017; Fanone et al. 2013; Hinderks and Wagner 2020;

Latini et al. 2019; Piccirilli et al. 2021). Second of all, using arithmetic models one can obtain explicit closed form formulas for the price of the swap price, given by the time-average of the spot price over the delivery period. This is not possible for geometric models, such that Benth and Schmeck (2014) and Schmeck (2016) approximate the delivery period by its midpoint.

The rest of this paper is organized as follows. In Section 2 we provide the spot price dynamics and derive the dynamics of the swap price. In Section 3 we then determine the price of the call option on the swap, which is then employed in Section 4 in order to estimate the pricing error obtained by neglecting jump mean-reverting components in the spot price evolution. Finally, Section 5 illustrates the theoretical analysis by numerical examples.

2. Setting

In this section, we define the financial setting within which we will perform our study. In particular, in the following we will define the dynamics of the spot price of electricity and derive the price of a swap contract and its corresponding time evolution.

2.1. Spot Price Dynamics

Consider a filtered probability space $(\Omega, \mathcal{F}, \{\mathcal{F}_t\}_{t \geq 0}, \mathbb{Q})$, satisfying the usual conditions. As we are interested in the option price, we state here the spot price dynamics already under a suitable pricing measure \mathbb{Q} . Then, letting J be an index set with cardinality $|J| < \infty$, for any $t \geq 0$ the spot price of electricity is assumed to evolve as

$$S(t) := \Lambda(t) + X(t) + \sum_{j \in J} Y_j(t). \quad (2)$$

Here Λ is a deterministic function; X is given by

$$dX(t) = \mu dt + \sigma(t) dB(t), \quad (3)$$

for some $\mu \in \mathbb{R}$, some deterministic function σ , and for a one-dimensional Brownian motion B . Furthermore, for any $j \in J$, $Y_j(t)$ is a mean-reverting process with dynamics

$$dY_j(t) = -\beta_j Y_j(t) dt + \sum_{m=1}^M \sigma_{jm}(t) dB_m(t) + dQ_j(t), \quad (4)$$

where we set

$$Q_j(t) := \sum_{k=1}^{N_j(t)} \tilde{Y}_{jk}, \quad (5)$$

for a Poisson process N_j with time-dependent intensity $\lambda_j(t)$. As in Geman and Roncoroni (2006), a time-dependent intensity λ_j accounts for the seasonality in the arrival of spikes. Furthermore, in Equation (4), $\{B_m\}_{m=1, \dots, M}$ are independent one-dimensional Brownian motions. Note that, due to the presence in each Y_j of all the vector of Brownian motions $\{B_m\}_{m=1, \dots, M}$, the mean-reverting processes are clearly correlated. The random variables $(\tilde{Y}_{jk})_{k \in \mathbb{N}}$ are all independent of each other, and for any $k \in \mathbb{N}$ they are identically distributed with density functions $f_j : \mathbb{R} \rightarrow \mathbb{R}^+$. The family \tilde{Y} determines the (random) sizes of the jumps of the compound-Poisson processes $(Q_j)_{j \in J}$.

An illustration of a sample path of the mean-reverting processes Y_j , $j \in J$, as well of the spot price S are provided in Figure 1 below. In the first drawing, we take $|J| = 2$ and, in order to better illustrate the role of mean-reversion, the two mean-reverting processes Y_1 and Y_2 are of pure-jump-type (i.e., $\sigma_{jm} \equiv 0$ for all j, m). We observe that, after each jump, Y_1 —which has a higher mean-reversion speed—tends towards the equilibrium level 0 much faster than Y_2 . In the second drawing, we observe a sample path of the spot price which, according to Equation (2), is given by the sum of the mean-reverting dynamics and of the Brownian term X (for simplicity, we are taking $\Lambda \equiv 0$).

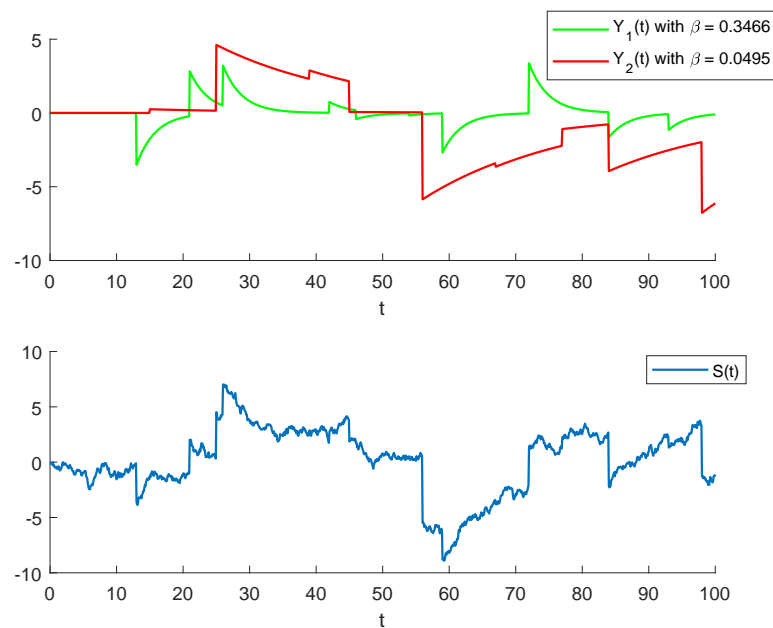


Figure 1. A sample path of Y_j , $j = 1, 2$ (**upper**), and of S (**lower**). The jumps' sizes of the Y_j s are normally distributed with zero mean and variance 2, while the jumps' frequency is set $\lambda_1 \equiv 2 \equiv \lambda_2$. As for the plot of S , we have taken $\Lambda \equiv 0$, and, with regards to X , $\mu = 0$ and $\sigma \equiv 0.6$.

Throughout this paper we make the following standing assumption.

Assumption 1. For any $j \in J$ and $k \in \mathbb{N}$ we have that $\mathbb{E}[|\tilde{Y}_{jk}|] < \infty$. Moreover, the processes N_j, B_j, B and the random variables \tilde{Y}_{jk} are all assumed to be independent of each other.

In Equation (2), Λ is a deterministic seasonality function. For example, this could be modeled as a combination of sine functions as in [Escribano et al. \(2011\)](#). On the other hand, the drifted Brownian motion X simulates the randomly fluctuating long-term trend of the spot price, while the mean-reverting processes take care of the observed mean-reverting jump-component of the spot price. Notice that, differently to [Schmeck \(2016\)](#), among others, in our specification the price process can become negative due to the arithmetic structure of the considered dynamics. This is in line with the observation of negative prices of electricity. Moreover, the fact that we consider a family of $|J|$ mean-reverting processes Y_j allows us to model different mean-reversion rates for the spot price. The speeds of mean-reversion β_j , as well as the volatilities σ and σ_{j_m} , are assumed to be time-dependent in order to accommodate for possible seasonal effects. From now on we will assume that those deterministic functions are bounded and nonnegative.

2.2. Swap-Price Value and Dynamics

Call options in the energy market are usually written on swaps that deliver the energy over a contracted period $[T_1, T_2]$ ([Options Trading at EEX 2018](#)). Here, T_1 is the starting time of the delivery period and T_2 is the end of the delivery period. During this horizon, the buyer of such a contract has to pay a fixed price per MWh. These kind of contracts are called swap contracts and their price is usually evaluated under some measure \mathbb{Q} , equivalent to \mathbb{P} . However, due to the non-storability of electricity, \mathbb{Q} does not need to be a martingale measure for the spot. Then, by Chapter 4 in [Benth et al. \(2008\)](#), we have that the swap price at time t is given by the expected average spot price over the delivery period, given all the information available at the current instant:

$$F(t, T_1, T_2) := \mathbb{E} \left[\frac{1}{T_2 - T_1} \int_{T_1}^{T_2} S(u) du \middle| \mathcal{F}_t \right]. \quad (6)$$

The next result provides an explicit computation of F within our model. Its proof easily adapts arguments from [Benth et al. \(2008\)](#) to our additive setting, and we provide details in [Appendix A](#) for the sake of completeness. This preliminary result will be needed in [Section 4](#) below in order to derive the main result of this paper, namely the explicit error bounds obtained in [Theorem 4](#).

Theorem 1. *Let $0 \leq t \leq T_1 \leq T_2$ and the spot price be given as in [Equation \(2\)](#). Then the price of the swap is given by:*

$$\begin{aligned}
 F(t, T_1, T_2) &= \frac{1}{T_2 - T_1} \int_{T_1}^{T_2} \Lambda(u) du + X(t) + \frac{T_2 + T_1}{2} \mu - \mu t \\
 &+ \sum_{j \in J} Y_j(t) \frac{1}{\beta_j} \frac{1}{T_2 - T_1} (e^{-\beta_j(T_1-t)} - e^{-\beta_j(T_2-t)}) \\
 &+ \frac{1}{T_2 - T_1} \int_{T_1}^{T_2} \left(\int_t^u \lambda_j(s) e^{-\beta_j(u-s)} \left(\int_{-\infty}^{\infty} z f_j(z) dz \right) ds \right) du.
 \end{aligned} \tag{7}$$

The next result provides the dynamics of $t \mapsto F(t, T_1, T_2)$.

Theorem 2. *Let the spot price be given as in [Equation \(2\)](#). Then, for any $0 \leq t \leq T_1 \leq T_2$, the dynamics of the swap are given by:*

$$\begin{aligned}
 dF(t, T_1, T_2) &= \sigma(t) dB(t) \\
 &+ \sum_{j \in J} \frac{1}{\beta_j} \frac{1}{T_2 - T_1} (e^{-\beta_j(T_1-t)} - e^{-\beta_j(T_2-t)}) \sum_{m=1}^M \sigma_{jm}(t) dB_m(t) \\
 &+ \sum_{j \in J} \frac{1}{\beta_j} \frac{1}{T_2 - T_1} (e^{-\beta_j(T_1-t)} - e^{-\beta_j(T_2-t)}) \int_{-\infty}^{\infty} z \tilde{N}_j(dz, dt),
 \end{aligned} \tag{8}$$

where

$$\tilde{N}_j(z, t) := Q_j(t) - \int_0^t \lambda_j(s) \left(\int_{-\infty}^{\infty} z f_j(z) dz \right) ds$$

is a compensated Poisson process.

The proof can be found in [Appendix A](#).

3. Pricing a Call Option on the Swap

In this section, we are going to calculate the fair price of a call option that is written on a swap. Notice that such a pricing can be performed under the measure \mathbb{Q} used for pricing the swaps. Indeed, from the very definition [Equation \(6\)](#), as well as from the fact that the compensated jump process \tilde{N}_j in [Equation \(8\)](#) is a \mathbb{Q} -martingale, we can see that the swap price is a \mathbb{Q} -martingale.

Because in [Section 4](#) we shall study the effect of mean-reversion components on a call option price that is written on a swap F , it is useful from now on to stress that the spot and swap prices depend on these mean-reverting components. This is done in the following way: For any index set $L \subseteq J$, with cardinality $|L|$, we parametrize the swap price and spot price by L by assuming that only $|L| \leq |J|$ of the mean-reverting components $(Y_j)_{j \in J}$ in [Equation \(2\)](#) affect the dynamics of the spot price, and we write

$$S_L(t) := \Lambda(t) + X(t) + \sum_{l \in L} Y_l(t). \tag{9}$$

Then, we define accordingly

$$F_L(t, T_1, T_2) := \mathbb{E} \left[\frac{1}{T_2 - T_1} \int_{T_1}^{T_2} S_L(u) du \middle| \mathcal{F}_t \right], \tag{10}$$

and the fair price at time $t \leq \tau$ of a call option with maturity τ , underlying F_L , and strike price $K > 0$, is

$$C_L(t, \tau, T_1, T_2) := e^{-r(\tau-t)} \mathbb{E} \left[(F_L(\tau, T_1, T_2) - K)_+ \middle| \mathcal{F}_t \right]. \tag{11}$$

Here $r > 0$ is a given and fixed interest rate. Clearly, $F_J(t, T_1, T_2) = F(t, T_1, T_2)$ as in Equation (6) and $S_J = S$ as in Equation (2).

By using the dynamics of the swap Equation (8) and Itô's lemma, we can simply rewrite $F_L(\tau, T_1, T_2)$ as

$$F_L(\tau, T_1, T_2) = F_L(t, T_1, T_2) + \int_t^\tau \sigma(s) dB(s) + \sum_{l \in L} \sum_{m=1}^M \int_t^\tau \tilde{\sigma}_{lm}(t, T_1, T_2) dB_m(s) + \sum_{l \in L} \frac{1}{\beta_l} \frac{1}{T_2 - T_1} (e^{-\beta_l T_1} - e^{-\beta_l T_2}) \int_t^\tau e^{\beta_l s} \int_{-\infty}^\infty z \tilde{N}_l(dz, ds), \tag{12}$$

with

$$\tilde{\sigma}_{lm}(t, T_1, T_2) := \frac{1}{\beta_l} \frac{1}{T_2 - T_1} (e^{-\beta_l(T_1-t)} - e^{-\beta_l(T_2-t)}) \sigma_{lm}(t). \tag{13}$$

From Equation (12) F_L can be decomposed as

$$F_L(\tau, T_1, T_2) = F_L^C(\tau, T_1, T_2) + F_L^J(\tau, T_1, T_2),$$

where the continuous part F_L^C is defined as

$$F_L^C(\tau, T_1, T_2) := F_L(t, T_1, T_2) + \int_t^\tau \sigma(s) dB(s) + \sum_{l \in L} \sum_{m=1}^M \int_t^\tau \tilde{\sigma}_{lm}(s, T_1, T_2) dB_m(s), \tag{14}$$

while the jump component is

$$F_L^J(\tau, T_1, T_2) := \sum_{l \in L} \frac{1}{\beta_l} \frac{1}{T_2 - T_1} (e^{-\beta_l T_1} - e^{-\beta_l T_2}) \int_t^\tau e^{\beta_l s} \int_{-\infty}^\infty z \tilde{N}_l(dz, ds). \tag{15}$$

It is clear that $\mathbb{E}[F_L^C(\tau, T_1, T_2)] = F_L(t, T_1, T_2)$. On the other hand, by Itô's isometry and the independence of the Brownian motions one obtains

$$\begin{aligned} \text{Var}(F_L^C(\tau, T_1, T_2)) &= \int_t^\tau \sigma^2(s) ds + \sum_{l \in L} \sum_{m=1}^M \int_t^\tau \tilde{\sigma}_{lm}^2(s, T_1, T_1) ds \\ &= \int_t^\tau \sigma^2(s) ds \\ &\quad + \sum_{l \in L} \sum_{m=1}^M \frac{1}{\beta_l^2 (T_2 - T_1)^2} (e^{-\beta_l T_1} - e^{-\beta_l T_2})^2 \int_t^\tau \sigma_{lm}^2(s) e^{2\beta_l s} ds \\ &= \int_t^\tau \sigma^2(s) ds + \sum_{l \in L} c_l \frac{1}{(T_2 - T_1)^2} (e^{-\beta_l T_1} - e^{-\beta_l T_2})^2 \\ &=: \hat{\sigma}_L^2(t, \tau, T_1, T_2) =: \hat{\sigma}_L^2, \end{aligned} \tag{16}$$

where we have set

$$c_l := \sum_{m=1}^M \frac{1}{\beta_l^2} \int_t^\tau \sigma_{lm}^2(s) e^{2\beta_l s} ds, \quad l \in L. \tag{17}$$

These distributional properties of F_L^C will be used in the next theorem, which provides a formula for the fair price of the considered call option. Throughout the rest of this paper, Φ denotes the cumulative standard normal distribution function.

Theorem 3. Let $0 \leq t \leq \tau \leq T_1 \leq T_2$ and $L \subseteq J$. Let the spot price be given as in Equation (9) and the swap be defined by Equation (10). Then, the fair price of the call option as in Equation (11) is given by

$$C_L(t, \tau, T_1, T_2) = e^{-r(\tau-t)} \left((F_L(t, T_1, T_2) - K) \mathbb{E}[\Phi(d_1)] + \mathbb{E} \left[\Phi(d_1) \sum_{l \in L} \frac{1}{\beta_l} \gamma_l \int_t^\tau e^{\beta_l s} \int_{-\infty}^\infty z \tilde{N}_l(dz, ds) \right] + \hat{\sigma}_L \mathbb{E}[\Phi'(d_1)] \right), \tag{18}$$

where

$$d_1(t, \tau, T_1, T_2) := d_1 := \frac{F_L(t, T_1, T_2) + \sum_{l \in L} \frac{1}{\beta_l} \gamma_l \int_t^\tau e^{\beta_l s} \int_{-\infty}^\infty z \tilde{N}_l(dz, ds) - K}{\hat{\sigma}_L(t, \tau, T_1, T_2)} \tag{19}$$

and

$$\gamma_l(T_1, T_2) := \gamma_l := \frac{1}{T_2 - T_1} (e^{-\beta_l T_1} - e^{-\beta_l T_2}). \tag{20}$$

Proof. By combining Equations (11) and (12), we find

$$C_L(t, \tau, T_1, T_2) = e^{-r(\tau-t)} \mathbb{E} \left[\left(F(t, T_1, T_2) + \int_t^\tau \sigma(s) dB(s) + \sum_{l \in L} \sum_{m=1}^M \int_t^\tau \tilde{\sigma}_{lm}(s, T_1, T_2) dB_m(s) + \sum_{l \in L} \frac{1}{\beta_l} \gamma_l \int_t^\tau e^{\beta_l s} \int_{-\infty}^\infty z \tilde{N}_l(dz, ds) - K \right)_+ \middle| \mathcal{F}_t \right], \tag{21}$$

with γ_l given as in Equation (20) and $\tilde{\sigma}_{lm}(t, T_1, T_2)$ defined through Equation (13). Because the stochastic integrals are independent of \mathcal{F}_t we obtain from the latter

$$C_L(t, \tau, T_1, T_2) = e^{-r(\tau-t)} \mathbb{E} \left[\left(F_L(t, T_1, T_2) + \int_t^\tau \sigma(s) dB(s) + \sum_{l \in L} \sum_{m=1}^M \int_t^\tau \tilde{\sigma}_{lm}(s, T_1, T_2) dB_l(s) + \sum_{l \in L} \frac{1}{\beta_l} \gamma_l \int_t^\tau e^{\beta_l s} \int_{-\infty}^\infty z \tilde{N}_l(dz, ds) - K \right)_+ \right]. \tag{22}$$

Define now

$$\hat{N}_L := \sum_{l \in L} \frac{1}{\beta_l} \gamma_l \int_t^\tau e^{\beta_l s} \int_{-\infty}^\infty z \tilde{N}_l(dz, ds), \tag{23}$$

and, recalling Equation (14)

$$\psi(q) := \mathbb{E} \left[\left(F_L^C(\tau, T_1, T_2) + q - K \right)_+ \right], \quad q \in \mathbb{R}. \tag{24}$$

Then, by the tower property and the assumed independence of the Brownian motions with respect to the Poisson processes, we can write from Equation (22)

$$C_L(t, \tau, T_1, T_2) = e^{-r(\tau-t)} \mathbb{E}[\psi(\hat{N}_L)]. \tag{25}$$

In order to complete the proof it thus remains only to evaluate $\psi(q)$ of Equation (24). Denoting by Z a random variable with standard Normal distribution, and recalling that $F_L^C(\tau, T_1, T_2) \sim \Phi(F_L(t, T_1, T_2), \hat{\sigma}_L^2(t, \tau, T_1, T_2))$ (Equations (14) and (16)) we find

$$\psi(q) = \mathbb{E}\left[(F_L(t, T_1, T_2) + \hat{\sigma}_L Z + q - K)_+\right], \quad q \in \mathbb{R}.$$

Then, standard calculations lead for any $q \in \mathbb{R}$ to

$$\psi(q) = (F_L(t, T_1, T_2) + q - K)\Phi(d_1(q)) + \hat{\sigma}_L \Phi'(d_1(q)), \tag{26}$$

where we have set

$$d_1(q) := \frac{F_L(t, T_1, T_2) + q - K}{\hat{\sigma}_L(t, \tau, T_1, T_2)}$$

By feeding Equation (26) back into Equation (25) and rearranging terms, one easily derives Equation (18). \square

Considerations on the Effect of the Jump Components' Volatilities

Notice that the expression of the call price in Equation (18) is consistent with the classical fair pricing formula in the Bachelier model, as expected (see Musiela and Rutkowski (1997) for a review of the Bachelier model). The main difference lies in the fact that the coefficient d_1 in Equation (18) depends on the jump-components of the spot price dynamics. However, from Equation (18) it is not clear how those jump factors affect the pricing formula. In order to get a feeling for that, we now perform a Taylor expansion of the term $\Phi(d_1)$ around the point

$$d_2 := d_2(t, \tau, T_1, T_2) := \frac{F(t, T_1, T_2) - K}{\hat{\sigma}_L(t, \tau, T_1, T_2)}. \tag{27}$$

That is, we are assuming that the term $\hat{N}_L = \sum_{l \in L} \frac{1}{\beta_l} \gamma_l \int_t^\tau e^{\beta_l s} \int_{-\infty}^\infty z \tilde{N}_l(dz, ds)$ is sufficiently small. Then

$$\begin{aligned} \Phi(d_1) &= \Phi(d_2) + \Phi'(d_2)(d_1 - d_2) + \mathcal{R}(d_1, d_2) \\ &= \Phi(d_2) + \Phi'(d_2) \frac{\hat{N}_L}{\hat{\sigma}_L} + \mathcal{R}(d_1, d_2), \end{aligned} \tag{28}$$

where the remainder is given by

$$\mathcal{R}(d_1, d_2) := \int_{d_2}^{d_1} (d_1 - y) \Phi''(y) dy. \tag{29}$$

Such an approximation gives

$$\begin{aligned} \mathbb{E}[\hat{N}_L \Phi(d_1)] &= \mathbb{E}[\hat{N}_L] \Phi(d_2) + \mathbb{E}[\hat{N}_L^2] \frac{1}{\hat{\sigma}_L} \Phi'(d_2) + \mathbb{E}[\hat{N}_L \mathcal{R}(d_1, d_2)] \\ &= \mathbb{E}[\hat{N}_L^2] \frac{1}{\hat{\sigma}_L} \Phi(d_2) + \mathbb{E}[\hat{N}_L \mathcal{R}(d_1, d_2)]. \end{aligned} \tag{30}$$

Here, we have used the martingale property of \hat{N}_L to have $\mathbb{E}[\hat{N}_L] = 0$. Furthermore, defining

$$\hat{\sigma}_{\hat{N}_l}^2 := \text{Var}\left[\frac{1}{\beta_l} \int_t^\tau e^{\beta_l s} \int_{-\infty}^\infty z \tilde{N}_l(dz, ds)\right], \tag{31}$$

and employing Equation (20) we have calculated

$$\begin{aligned} \mathbb{E}[\widehat{N}_L^2] &= \text{Var}[\widehat{N}_L] = \sum_{l \in L} \gamma_l^2 \text{Var} \left[\frac{1}{\beta_l} \int_t^\tau e^{\beta_l s} \int_{-\infty}^\infty z \tilde{N}_l(dz, ds) \right] \\ &= \sum_{l \in L} \gamma_l^2 \tilde{\sigma}_{\tilde{N}_l}^2 = \sum_{l \in L} \frac{1}{(T_2 - T_1)^2} (e^{-\beta_l T_1} - e^{-\beta_l T_2})^2 \tilde{\sigma}_{\tilde{N}_l}^2 =: \hat{\sigma}_{\widehat{N}_L}^2. \end{aligned} \tag{32}$$

By inserting Equation (30) into Equation (18), we find

$$\begin{aligned} C_L(t, \tau, T_1, T_2) &= e^{-r(\tau-t)} \left((F(t, T_1, T_2) - K) \mathbb{E}[\Phi(d_1)] \right. \\ &\quad \left. + \hat{\sigma}_{\widehat{N}_L}^2 \frac{1}{\hat{\sigma}_L} \Phi'(d_2) + \hat{\sigma}_L \mathbb{E}[\Phi'(d_1)] \right) + e^{-r(\tau-t)} \mathbb{E}[\widehat{N}_L \mathcal{R}(d_1, d_2)]. \end{aligned} \tag{33}$$

By a rough consideration that does not take into account the remainder, the last formula shows that a larger volatility of the jump components of the spot price (i.e., a larger $\hat{\sigma}_{\widehat{N}_L}$) implies a larger call price. From Equation (32) we also observe that the more jump-components are considered (i.e., the larger $|L|$ is), the larger is $\hat{\sigma}_{\widehat{N}_L}$, and therefore the larger is the call option's price. This argument will be made precise in the next section, where we investigate how the call option's price is affected by the number of mean-reverting jump processes in the spot and the swap price.

4. The Effect of Mean-Reverting Jump Processes on the Call Option Price

In this section, we push forward the discussion made at the end of the previous section and we study in detail the role that the mean-reverting components of the spot price play on the price of the call option. We start from the implicit assumption that the call option price $C_J(t, \tau, T_1, T_2)$ (defined as in Equation (11) with J instead of L) provides the most precise representation of the actual price of the contingent claim. By considering in Equation (2) only $|L| < |J|$ of the mean-reverting processes, our model becomes less accurate but at the same time easier to handle (e.g., for parameter estimation). To quantify the resulting pricing error, we are going to estimate from above and below the difference $C_J(t, \tau, T_1, T_2) - C_L(t, \tau, T_1, T_2)$.

Before doing that we need the following simple lemma, whose proof is immediate.

Lemma 1. Recall Equations (16) and (17). Then for any subset $L \subseteq J$ we have that

$$\hat{\sigma}_L^2(t, \tau, T_1, T_2) \xrightarrow{T_2 \rightarrow \infty} \int_t^\tau \sigma^2(s) ds =: \sigma_B^2(t, \tau) =: \sigma_B^2. \tag{34}$$

Furthermore, for $T_2 - T_1 \geq 1$,

$$\sigma_B^2 \leq \hat{\sigma}_L^2(t, \tau, T_1, T_2) \leq \hat{\sigma}_J^2(t, \tau, T_1, T_2) \leq \sigma_B^2 + \sum_{j \in J} c_j. \tag{35}$$

Hence, for delivery periods that are sufficiently large (i.e., $T_2 - T_1 \geq 1$), the previous lemma provides simple bounds on the volatility arising in the continuous part of the swap price. The following result provides an upper and a lower bound for the pricing error $C_J - C_L$, and for its proof Equation (35) will be used. We shall also assume that at the initial time t the swap price is observed, and it is equal for both models with $|L|$ or $|J|$ mean-reverting components; that is, $F_L(t, T_1, T_2) = F_J(t, T_1, T_2) = F(t, T_1, T_2)$. Moreover, following Schmeck (2016), we require that $\delta := F(t, T_1, T_2) - K$ is constant, meaning that $K = K(T_1, T_2)$ has to be chosen accordingly in a delivery-period-dependent form. This condition enforces that call options with different delivery periods are comparable.

Theorem 4. Let $0 \leq t \leq \tau \leq T_1 \leq T_2$ and assume that $T_2 - T_1 \geq 1$. Furthermore, let $L \subseteq J$ and suppose also that $\delta := F(t, T_1, T_2) - K(T_1, T_2)$ is constant for all delivery periods. Recall $c_l = c_l(t, \tau)$, $\tilde{\sigma}_{\tilde{N}_l}^2$, and $\sigma_B^2 = \sigma_B^2(t, \tau)$ as defined in Equations (17), (31) and (34) respectively, and define

$$\Theta_l^{up} := \Theta_l^{up}(t, \tau) := \begin{cases} e^{-r(\tau-t)} \frac{1}{\sigma_B \sqrt{2\pi}} (7\tilde{\sigma}_{\tilde{N}_l}^2 + c_l), & \text{for } l \in J \setminus L \\ e^{-r(\tau-t)} \frac{1}{\sigma_B \sqrt{2\pi}} 4\tilde{\sigma}_{\tilde{N}_l}^2, & \text{for } l \in L \end{cases}$$

and

$$\Theta_l^{low,1} := \Theta_l^{low,1}(t, \tau) := e^{-r(\tau-t)} \frac{e^{-\frac{1}{2\sigma_B^2}\delta^2}}{2\sqrt{2\pi(\sigma_B^2 + \sum_{j \in J} c_j)}} c_l,$$

$$\Theta_l^{low,2} := \Theta_l^{low,2}(t, \tau) := \frac{1}{2\sigma_B^2} \tilde{\sigma}_{\tilde{N}_l}^2.$$

Then, we have

$$C_J - C_L \leq \sum_{l \in J} \Theta_l^{up} \frac{(e^{-\beta_l T_1} - e^{-\beta_l T_2})^2}{(T_2 - T_1)^2} \tag{36}$$

and

$$C_J - C_L \geq \left(\sum_{l \in J \setminus L} \Theta_l^{low,1} \frac{(e^{-\beta_l T_1} - e^{-\beta_l T_2})^2}{(T_2 - T_1)^2} \right) \exp \left\{ \sum_{l \in J \setminus L} \Theta_l^{low,2} \frac{(e^{-\beta_l T_1} - e^{-\beta_l T_2})^2}{(T_2 - T_1)^2} \right\}. \tag{37}$$

Note that we aim at determining a lower and upper error depending on the delivery period $[T_1, T_2]$. Therefore, for fixed time t and exercise time of the option τ the expressions $\Theta_l^{up}(t, \tau)$ can indeed be interpreted as constants Θ_l^{up} .

Proof. The proof is organized in several steps. Throughout this proof, we let $t \in [0, \tau]$, $\tau \geq 0$, and T_1 and T_2 be given and fixed times satisfying $0 \leq t \leq \tau \leq T_1 \leq T_2$ and $T_2 - T_1 \geq 1$. Furthermore, when needed, \mathcal{I} denotes an index set such that $\mathcal{I} \in \{L, J\}$.

Step 1. For $x \in \mathbb{R}$, and $y > 0$ let

$$d_1(x, y) := \frac{\delta + x}{\sqrt{y}},$$

and define

$$\mathbb{C}(x, y) := e^{-r(\tau-t)} \left(\delta \Phi(d_1(x, y)) + x \Phi(d_1(x, y)) + \sqrt{y} \Phi'(d_1(x, y)) \right). \tag{38}$$

Then, for

$$\hat{N}_{\mathcal{I}} := \sum_{m \in \mathcal{I}} \frac{1}{\beta_m} \gamma_m \int_t^\tau e^{\beta_m s} \int_{-\infty}^\infty z \tilde{N}_m(dz, ds),$$

with γ_m as in Equation (20), we have

$$C_J(t, \tau, T_1, T_2) = \mathbb{E}[C(\hat{N}_J, \hat{\sigma}_J)]$$

and

$$C_L(t, \tau, T_1, T_2) = \mathbb{E}[C(\hat{N}_L, \hat{\sigma}_L)].$$

Step 2. We now want to evaluate the derivatives of \mathbb{C} with respect to its arguments. By explicit computations using that

$$\frac{\partial \Phi(d_1(x, y))}{\partial x} = \frac{1}{\sqrt{y}} \Phi'(d_1(x, y))$$

and

$$\frac{\Phi'(d_1(x, y))}{\partial x} = -\frac{1}{\sqrt{y}} d_1(x, y) \Phi'(d_1(x, y))$$

one obtains

$$\frac{\partial \mathbb{C}}{\partial x}(x, y) = e^{-r(\tau-t)} \left((x + \delta) \frac{1}{\sqrt{y}} \Phi'(d_1(x, y)) + \Phi(d_1(x, y)) - d_1(x, y) \Phi'(d_1(x, y)) \right). \tag{39}$$

Recalling also that $\frac{1}{\sqrt{y}}(x + \delta) = d_1(x, y)$, one finally finds

$$\frac{\partial \mathbb{C}}{\partial x}(x, y) = e^{-r(\tau-t)} \Phi(d_1(x, y)). \tag{40}$$

Similar computations employing that

$$\frac{\partial \Phi(d_1(x, y))}{\partial y} = -\frac{1}{2} \frac{(x + \delta)}{y^{\frac{3}{2}}} \Phi'(d_1(x, y))$$

and

$$\frac{\partial \Phi'(d_1(x, y))}{\partial y} = \frac{1}{2} \frac{(x + \delta)}{y^{\frac{3}{2}}} d_1(x, y) \Phi'(d_1(x, y))$$

also yield

$$\frac{\partial \mathbb{C}}{\partial y}(x, y) = e^{-r(\tau-t)} \frac{1}{2\sqrt{y}} \Phi'(d_1(x, y)) \tag{41}$$

Since \mathbb{C} is clearly a continuously differentiable function for all $x \in \mathbb{R}$ and $y > 0$, we can apply the mean value theorem and find an $\eta \in (0, 1)$ such that

$$\begin{aligned} C_J(t, \tau, T_1, T_2) - C_L(t, \tau, T_1, T_2) &= \mathbb{E} \left[\frac{\partial \mathbb{C}}{\partial x}(\xi_1, \xi_2) (\widehat{N}_J - \widehat{N}_L) + \frac{\partial \mathbb{C}}{\partial y}(\xi_1, \xi_2) (\widehat{\sigma}_J^2 - \widehat{\sigma}_L^2) \right] \\ &= \mathbb{E} \left[\frac{\partial \mathbb{C}}{\partial x}(\xi_1, \xi_2) \widehat{N}_{J \setminus L} + \frac{\partial \mathbb{C}}{\partial y}(\xi_1, \xi_2) (\widehat{\sigma}_J^2 - \widehat{\sigma}_L^2) \right], \end{aligned} \tag{42}$$

where $\xi := (\xi_1, \xi_2)$ has components

$$\begin{aligned} \xi_1 &:= (1 - \eta) \widehat{N}_L + \eta \widehat{N}_J = \widehat{N}_L + \eta \widehat{N}_{J \setminus L} \quad \text{and} \\ \xi_2 &:= (1 - \eta) \widehat{\sigma}_L^2 + \eta \widehat{\sigma}_J^2 = \widehat{\sigma}_L^2 + \eta (\widehat{\sigma}_J^2 - \widehat{\sigma}_L^2), \end{aligned}$$

Note that per definition $(\widehat{\sigma}_J^2 - \widehat{\sigma}_L^2) \neq \widehat{\sigma}_{J \setminus L}^2$ (see Equation (16)).

Step 3. With regards to Equation (42), we here determine bounds for $\mathbb{E} \left[\frac{\partial \mathbb{C}}{\partial x}(\xi_1, \xi_2) \widehat{N}_{J \setminus L} \right]$.

Notice that, given the independence of \widehat{N}_L and $\widehat{N}_{J \setminus L}$, by the “freezing lemma” of conditional expectations, we can write

$$\begin{aligned} \mathbb{E}\left[\frac{\partial C}{\partial x}(\xi_1, \xi_2)\widehat{N}_{J \setminus L}\right] &= \mathbb{E}\left[\frac{\partial C}{\partial x}(\widehat{N}_L + \eta\widehat{N}_{J \setminus L}, \xi_2)\widehat{N}_{J \setminus L}\right] \\ &= e^{-r(\tau-t)}\mathbb{E}\left[\text{Cov}(\Phi(d_1((z + \eta\widehat{N}_{J \setminus L}, \xi_2))), \widehat{N}_{J \setminus L})\Big|_{z=\widehat{N}_L}\right]. \end{aligned} \tag{43}$$

However, $(\Phi \circ d_1)(\cdot, \xi_2)$ is an increasing function and it is well known that two comonotonic random variables have nonnegative covariance. Hence, we obtain from Equation (43)

$$\mathbb{E}\left[\frac{\partial C}{\partial x}(\xi_1, \xi_2)\widehat{N}_{J \setminus L}\right] \geq 0 \tag{44}$$

In order to determine an upper bound for $\mathbb{E}\left[\frac{\partial C}{\partial x}(\xi_1, \xi_2)\widehat{N}_{J \setminus L}\right]$ we perform a Taylor expansion. To this end, recall $d_2(y) = \frac{\delta}{\sqrt{y}}$, so that

$$\begin{aligned} \mathbb{E}\left[\frac{\partial C}{\partial x}(\xi_1, \xi_2)\widehat{N}_{J \setminus L}\right] &= \mathbb{E}\left[e^{-r(\tau-t)}\Phi(d_1(\xi_1, \xi_2))\widehat{N}_{J \setminus L}\right] \\ &= e^{-r(\tau-t)}\left(\mathbb{E}\left[\Phi'(d_2(\xi_2))(d_1(\xi_1, \xi_2) - d_2(\xi_2))\widehat{N}_{J \setminus L}\right] + \mathbb{E}\left[\widehat{N}_{J \setminus L}\mathcal{R}(d_1(\xi_1, \xi_2), d_2(\xi_2))\right]\right) \\ &= e^{-r(\tau-t)}\left(\mathbb{E}\left[\Phi'(d_2(\xi_2))\frac{\xi_1}{\sqrt{\xi_2}}\widehat{N}_{J \setminus L}\right] + \mathbb{E}\left[\widehat{N}_{J \setminus L}\mathcal{R}(d_1(\xi_1, \xi_2), d_2(\xi_2))\right]\right), \end{aligned} \tag{45}$$

for some rest \mathcal{R} .

From Equation (35) we know that

$$\sigma_B^2 \leq \hat{\sigma}_L^2(t, \tau, T_1, T_2) \leq \hat{\sigma}_J^2(t, \tau, T_1, T_2) \leq \sigma_B^2 + \sum_{j \in J} c_j, \tag{46}$$

for $T_2 - T_1 \geq 1$. Now, because $\xi_1 = \widehat{N}_L + \eta\widehat{N}_{J \setminus L}$, \widehat{N}_L and $\widehat{N}_{J \setminus L}$ are independent, and $\mathbb{E}[\widehat{N}_{J \setminus L}] = 0$, we obtain that

$$\begin{aligned} \mathbb{E}\left[\Phi'(d_2(\xi_2))\frac{\xi_1}{\sqrt{\xi_2}}\widehat{N}_{J \setminus L}\right] &= \mathbb{E}\left[\Phi'(d_2(\xi_2))\frac{\eta\widehat{N}_{J \setminus L}^2}{\sqrt{\xi_2}}\right] \\ &\leq \frac{1}{\sigma_B} \hat{\sigma}_{\widehat{N}_{J \setminus L}}^2 \Phi'(d_2(\xi_2)) \\ &\leq \frac{1}{\sigma_B} \hat{\sigma}_{\widehat{N}_{J \setminus L}}^2 \frac{1}{\sqrt{2\pi}}. \end{aligned} \tag{47}$$

Then, plugging Equation (47) into Equation (45), yields

$$\begin{aligned} \mathbb{E}\left[\frac{\partial C}{\partial x}(\xi_1, \xi_2)\widehat{N}_{J \setminus L}\right] &\leq e^{-r(\tau-t)}\left[\frac{1}{\sigma_B\sqrt{2\pi}}\hat{\sigma}_{\widehat{N}_{J \setminus L}}^2 + \mathbb{E}\left[\widehat{N}_{J \setminus L}\mathcal{R}(d_1(\xi_1, \xi_2), d_2(\xi_2))\right]\right] \end{aligned} \tag{48}$$

Hence, to conclude with the estimate of the left-hand side of the latter, we need to control for the expectation involving the remainder term \mathcal{R} . In order to accomplish that, observe that

$$\begin{aligned} \mathcal{R}(d_1(\xi_1, \xi_2), d_2(\xi_2)) &= - \int_{d_2(\xi_2)}^{d_1(\xi_1, \xi_2)} (d_1(\xi_1, \xi_2) - y)y\Phi'(y)dy \\ &\leq \int_{-\infty}^{\infty} (|d_1(\xi_1, \xi_2)| + |y|)|y|\Phi'(y)dy \\ &\leq 1 + \frac{2}{\sqrt{2\pi}}\left(\frac{\delta + |\xi_1|}{\sqrt{\xi_2}}\right). \end{aligned}$$

Then, since $\mathbb{E}[\widehat{N}_{J \setminus L}] = 0$, the definition of ξ_1 and the fact that $ab \leq 2(a^2 + b^2)$, yield

$$\begin{aligned} \mathbb{E}[\widehat{N}_{J \setminus L} \mathcal{R}(d_1(\xi_1, \xi_2), d_2(\xi_2))] &\leq \frac{2}{\sqrt{2\pi\xi_2}} \mathbb{E}[|\widehat{N}_L + \eta\widehat{N}_{J \setminus L}| \widehat{N}_{J \setminus L}] \\ &\leq \frac{2}{\sqrt{2\pi\xi_2}} (2\hat{\sigma}_{\widehat{N}_L}^2 + 3\hat{\sigma}_{\widehat{N}_{J \setminus L}}^2) \leq \frac{2}{\sigma_B \sqrt{2\pi}} (2\hat{\sigma}_{\widehat{N}_L}^2 + 3\hat{\sigma}_{\widehat{N}_{J \setminus L}}^2), \end{aligned} \quad (49)$$

where we have used that $\xi_2 \geq \sigma_B^2$ in the last step.

By combining Equations (48) and (49), it follows that

$$\begin{aligned} \mathbb{E}\left[\frac{\partial \mathbb{C}}{\partial x}(\xi_1, \xi_2) \widehat{N}_{J \setminus L}\right] & \\ &\leq e^{-r(\tau-t)} \frac{1}{\sqrt{2\pi\sigma_B}} \left[\hat{\sigma}_{\widehat{N}_{J \setminus L}}^2 + 2(2\hat{\sigma}_{\widehat{N}_L}^2 + 3\hat{\sigma}_{\widehat{N}_{J \setminus L}}^2) \right]. \end{aligned} \quad (50)$$

Step 4. With regards to Equation (42), we here determine bounds for $\mathbb{E}\left[\frac{\partial \mathbb{C}}{\partial y}(\xi_1, \xi_2)(\hat{\sigma}_J^2 - \hat{\sigma}_L^2)\right]$. By employing Equation (41) we have

$$\begin{aligned} \mathbb{E}\left[\frac{\partial \mathbb{C}}{\partial y}(\xi_1, \xi_2)(\hat{\sigma}_J^2 - \hat{\sigma}_L^2)\right] &= e^{-r(\tau-t)} \mathbb{E}\left[\frac{1}{2\sqrt{\xi_2}} \Phi'(d_1(\xi_1, \xi_2))(\hat{\sigma}_J^2 - \hat{\sigma}_L^2)\right] \\ &= e^{-r(\tau-t)} \frac{1}{2\sqrt{2\pi\xi_2}} \mathbb{E}\left[e^{-\frac{1}{2}d_1^2(\xi_1, \xi_2)}(\hat{\sigma}_J^2 - \hat{\sigma}_L^2)\right] \\ &= e^{-r(\tau-t)} \frac{(\hat{\sigma}_J^2 - \hat{\sigma}_L^2)}{2\sqrt{2\pi\xi_2}} \mathbb{E}\left[e^{-\frac{1}{2\xi_2}(\delta + \widehat{N}_L + \eta\widehat{N}_{J \setminus L})^2}\right]. \end{aligned} \quad (51)$$

By using Equation (35) we then find

$$\frac{(\hat{\sigma}_J^2 - \hat{\sigma}_L^2)}{2\sqrt{2\pi\xi_2}} \mathbb{E}\left[e^{-\frac{1}{2\xi_2}(\delta + \widehat{N}_L + \eta\widehat{N}_{J \setminus L})^2}\right] \leq \frac{(\hat{\sigma}_J^2 - \hat{\sigma}_L^2)}{2\sigma_B \sqrt{2\pi}}. \quad (52)$$

On the other hand, Equation (35), Jensen's inequality, the independence of \widehat{N}_L and $\widehat{N}_{J \setminus L}$, and the fact that $\mathbb{E}[\widehat{N}_L] = 0 = \mathbb{E}[\widehat{N}_{J \setminus L}]$, give

$$\frac{(\hat{\sigma}_J^2 - \hat{\sigma}_L^2)}{2\sqrt{2\pi\xi_2}} \mathbb{E}\left[e^{-\frac{1}{2\xi_2}(\delta + \widehat{N}_L + \eta\widehat{N}_{J \setminus L})^2}\right] \geq \frac{(\hat{\sigma}_J^2 - \hat{\sigma}_L^2)}{2\sqrt{2\pi(\sigma_B^2 + \sum_{j \in J} c_j)}} e^{-\frac{1}{2\sigma_B^2}(\delta^2 + \hat{\sigma}_{\widehat{N}_L}^2 + \hat{\sigma}_{\widehat{N}_{J \setminus L}}^2)}. \quad (53)$$

Hence, from the previous estimates we obtain

$$\begin{aligned} \frac{(\hat{\sigma}_J^2 - \hat{\sigma}_L^2)}{2\sqrt{2\pi(\sigma_B^2 + \sum_{j \in J} c_j)}} e^{-r(\tau-t)} e^{-\frac{1}{2\sigma_B^2}(\delta^2 + \hat{\sigma}_{\widehat{N}_L}^2 + \hat{\sigma}_{\widehat{N}_{J \setminus L}}^2)} &\leq \mathbb{E}\left[\frac{\partial \mathbb{C}}{\partial y}(\xi_1, \xi_2)(\hat{\sigma}_J^2 - \hat{\sigma}_L^2)\right] \\ &\leq e^{-r(\tau-t)} \frac{(\hat{\sigma}_J^2 - \hat{\sigma}_L^2)}{2\sigma_B \sqrt{2\pi}}, \end{aligned} \quad (54)$$

where we recall that

$$\hat{\sigma}_J^2 - \hat{\sigma}_L^2 = \sum_{j \in J \setminus L} c_j \frac{1}{(T_2 - T_1)^2} (e^{-\beta_j T_1} - e^{-\beta_j T_2})^2. \quad (55)$$

Step 5. By Equations (44), (50) and (54), the claimed result follows from Equation (42), upon using $\hat{\sigma}_L^2$ and $\hat{\sigma}_{\widehat{N}_L}^2$ as in Equations (16) and (32), respectively, and defining analogously $\hat{\sigma}_J^2$ and $\hat{\sigma}_{\widehat{N}_{J \setminus L}}^2$. \square

The previous theorem shows that for sufficiently large delivery periods the pricing error becomes smaller. As a matter of fact,

$$C_J(t, \tau, T_1, T_2) - C_L(t, \tau, T_1, T_2) \xrightarrow{(T_2 - T_1) \rightarrow \infty} 0. \quad (56)$$

This means that for long delivery periods, considering a simpler model with only a few of the mean-reverting jump components leads to a negligible error. Clearly, such a result is consistent with the fact that the swap price averages out the effect of the jump processes affecting the spot price. Since on the European Energy Exchange ([Options Trading at EEX 2018](#)), delivery periods are usually at least one month long—i.e., $T_2 - T_1 \geq 30$ in our framework—Theorem 4 provides a quantitative estimate that might be useful also for practical purposes.

It is also interesting to notice that large values of σ_B reduce the pricing error. This can be explained by noticing that a large σ_B makes the jump spikes relatively not influential, as the Brownian process B plays then the role of the leading factor for the evolution of the spot and swap prices.

5. Numerical Illustration

In this section, we provide an illustration of the theoretical findings collected in Theorem 4. We consider the simplest example possible, by taking $|J| = 2$ and $|L| = 1$, we plot the error bounds obtained in Theorem 4 as functions of the delivery period, and we show the convergence of $C_J - C_L$ to zero when the delivery period becomes sufficiently large.

Bearing in mind the spot price model from Section 2, we now compare two specifications of this model. In the first model, we set $J = \{1, 2\}$, meaning that the spot price is described by

$$S(t) = \Lambda + X(t) + Y_1(t) + Y_2(t), \quad (57)$$

with the drifted Brownian Motion

$$dX(t) = \mu dt + \sigma dB(t), \quad (58)$$

and two Brownian Ornstein-Uhlenbeck processes

$$dY_j(t) = -\beta_j Y_j(t) dt + \sigma_j dB_j(t). \quad (59)$$

Furthermore, for the second model, set $L = \{1\}$; that is, we consider the first Ornstein-Uhlenbeck process only.

The parameters $\Lambda, \sigma, \sigma_j, \lambda_j$ are all constant, and given by $\Lambda = 0.1, \sigma = 0.1, \sigma_j = 0.1$ for all $j \in J$. The values of β_1 and β_2 are chosen as in [Schmeck \(2016\)](#); that is, $\beta_1 = 0.3466$ is the fast mean-reversion rate, while $\beta_2 = 0.0495$ is the slower one. We consider options at the money, that is $\delta = F(t, T_1, T_2) - K = 0$. Finally, we set $r = 0$, for simplicity, the maturity of the option is $\tau = 1$, and the delivery period starts four days later (see [Options Trading at EEX 2018](#)). Figure 2 shows the pricing error that is made by using the above parameters. As our theoretical analysis proved, the error vanishes for long delivery periods. Here, we can see that the upper bound better fits the actual pricing error. However, the lower bound is quite far away from the actual error.

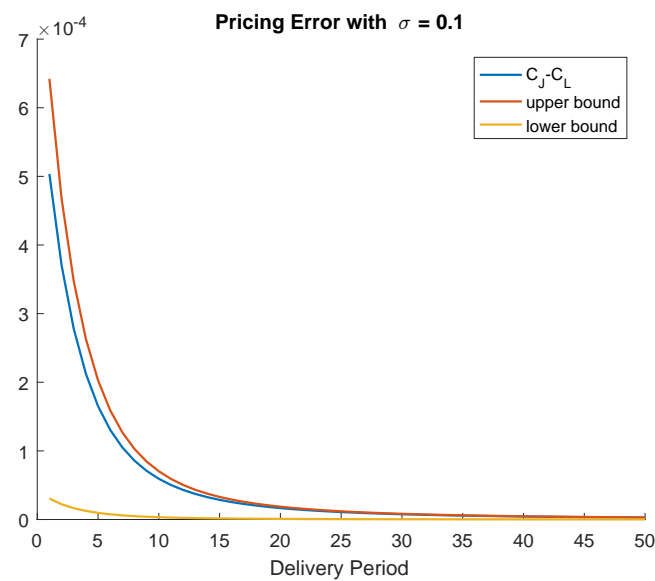


Figure 2. The pricing error with $\sigma = 0.1$ and without jumps.

On the other hand, if we reduce σ to the value 0.01, we observe from Figure 3 that the situation reverse; i.e., the lower bound on the pricing error becomes closer to the actual difference $C_J - C_L$ than the upper bound. Overall, these numerical exercises illustrate that, depending on the model's parameters, either the upper or the lower bound deliver better information about the real difference between the call options' prices.

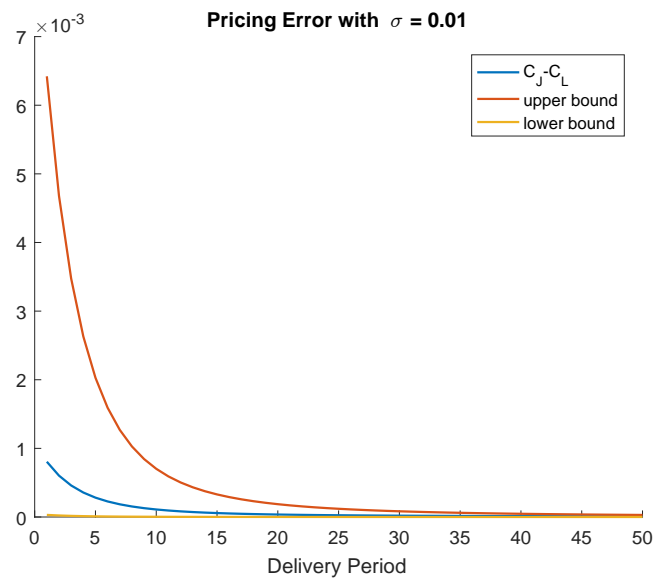


Figure 3. The pricing error with $\sigma = 0.01$ and without jumps.

6. Conclusions

It is well known that price series in electricity markets exhibit several features such as jumps and multi-scale mean reversion. On one hand, multi-factor models can incorporate these stylized facts into a theoretical model framework. On the other hand, the more factors the more complex becomes estimation or calibration of the model to data. Not only the number of parameters increases, it is also not obvious to decide, e.g., what movements are due to a jump component, and what movements are best described to originate from a Brownian component. Therefore it is important to explore the role of the single factors

when it comes to pricing of derivatives. In this paper, we have determined upper and lower error bounds for option prices when neglecting some factors of the original model. We place ourselves into an arithmetic setting, having the advantage of the possibility to include the delivery period explicitly. This is the main difference to the connected articles [Benth and Schmeck \(2014\)](#) and [Schmeck \(2016\)](#), that work in a geometric setting, and thus have to approximate the delivery period. Indeed, the length of the delivery period plays a crucial role, the longer the period the smaller the error when neglecting mean-reverting components. We illustrate our findings numerically and find that already for monthly delivery periods, the error one makes is typically very small, when neglecting fast mean reverting factors. Furthermore, the volatility of the non-stationary factor influences the quality of the error bounds. For small values, the pricing error is closer to the lower bound, while for higher values the upper error bound turns out to be more precise. Thus, for recently traded shorter delivery periods, e.g., on a weekly base, the error can be substantial, especially for smaller base volatility.

Author Contributions: Conceptualization, M.D.S. and S.S.; methodology, M.D.S. and S.S.; software, S.S.; formal analysis, M.D.S. and S.S.; writing—original draft preparation, M.D.S. and S.S.; writing—review and editing, M.D.S.; visualization, S.S.; supervision, M.D.S.; All authors have read and agreed to the published version of the manuscript.

Funding: This research received no external funding.

Institutional Review Board Statement: Not applicable.

Informed Consent Statement: Not applicable.

Data Availability Statement: Not applicable.

Acknowledgments: The authors thank Tiziano Vargiolu for suggesting to consider an arithmetic framework for the evaluation of the pricing error.

Conflicts of Interest: The authors declare no conflict of interest.

Appendix A

Appendix A.1. Proof of Theorem 1

Proof. By combining Equations (2) and (6), we get:

$$F(t, T_1, T_2) = \mathbb{E} \left[\frac{1}{T_2 - T_1} \int_{T_1}^{T_2} \left(\Lambda(u) + X(u) + \sum_{j \in J} Y_j(u) \right) du \middle| \mathcal{F}_t \right]. \quad (\text{A1})$$

Plugging

$$\begin{aligned} X(u) &= X(t) + \mu(u - t) + \int_t^u \sigma(s) dB(s), \\ Y_j(u) &= Y_j(t) e^{-\beta_j(u-t)} + \sum_{m=1}^M \int_t^u \sigma_{jm}(s) e^{-\beta_j(u-s)} dB_m(s) + \int_t^u e^{-\beta_j(u-s)} dQ_j(s) \end{aligned}$$

into Equation (A1), noticing that Λ is deterministic, that $X(t)$ and $Y_j(t)$ are \mathcal{F}_t -measurable, and that the stochastic integrals are independent of \mathcal{F}_t , we obtain from Equation (A1)

$$\begin{aligned} F(t, T_1, T_2) &= \frac{1}{T_2 - T_1} \int_{T_1}^{T_2} \left(\Lambda(u) + X(t) + \mu(u - t) + \mathbb{E} \left[\int_t^u \sigma(s) dB(s) \right] \right. \\ &\quad + \sum_{j \in J} Y_j(t) e^{-\beta_j(u-t)} + \sum_{j \in J} \sum_{m=1}^M \mathbb{E} \left[\int_t^u \sigma_{jm}(s) e^{-\beta_j(u-s)} dB_m(s) \right] \\ &\quad \left. + \sum_{j \in J} \mathbb{E} \left[\int_t^u e^{-\beta_j(u-s)} dQ_j(s) \right] \right) du. \end{aligned}$$

Here, we have also employed Fubini’s theorem, whose use is justified by the fact that λ_j, σ and σ_j are bounded, and $\mathbb{E}[|\tilde{Y}_{jk}|] < \infty$, by assumption.

Because the expectations of the Brownian stochastic integrals clearly vanish, by simple computations we obtain

$$\begin{aligned}
 F(t, T_1, T_2) &= \frac{1}{T_2 - T_1} \int_{T_1}^{T_2} \Lambda(u) du + X(t) + \frac{T_2 - T_1}{2} \mu - \mu t \\
 &+ \sum_{j \in J} Y_j(t) \frac{1}{\beta_j} \frac{1}{T_2 - T_1} (e^{-\beta_j(T_1-t)} - e^{-\beta_j(T_2-t)}) \\
 &+ \frac{1}{T_2 - T_1} \int_{T_1}^{T_2} \mathbb{E} \left[\int_t^u e^{-\beta_j(u-s)} dQ_j(s) \right] du.
 \end{aligned} \tag{A2}$$

Finally, we conclude by using that

$$\mathbb{E} \left[\int_t^u e^{-\beta_j(u-s)} dQ_j(s) \right] = \int_t^u \lambda_j(s) e^{-\beta_j(u-s)} \left(\int_{-\infty}^{\infty} z f_j(z) dz \right) ds.$$

□

Appendix A.2. Proof of Theorem 2

Proof. From Equation (7) we obtain

$$\begin{aligned}
 dF(t, T_1, T_2) &= dX(t) - \mu dt \\
 &+ \sum_{j \in J} \frac{1}{\beta_j} \frac{1}{T_2 - T_1} \left(d(Y_j(t) e^{-\beta_j(T_1-t)}) - d(Y_j(t) e^{-\beta_j(T_2-t)}) \right) \\
 &+ \sum_{j \in J} \frac{1}{T_2 - T_1} d \left(\int_{T_1}^{T_2} \int_t^u \lambda_j(s) e^{-\beta_j(u-s)} \int_{-\infty}^{\infty} z f_j(z) dz ds du \right).
 \end{aligned} \tag{A3}$$

Now, recalling that, for any $j \in J$, $Y_j(t)$ evolves as in Equation (4), we have for $i \in \{1, 2\}$:

$$\begin{aligned}
 d(Y_j(t) e^{-\beta_j(T_i-t)}) &= \beta_j Y_j(t) e^{-\beta_j(T_i-t)} dt + e^{-\beta_j(T_i-t)} dY_j(t) \\
 &= \beta_j Y_j(t) e^{-\beta_j(T_i-t)} dt + e^{-\beta_j(T_i-t)} (-\beta_j Y_j(t) dt + \sum_{m=1}^M \sigma_{jm}(t) dB_m(t) + dQ_j(t)) \\
 &= e^{-\beta_j(T_i-t)} \sum_{m=1}^M \sigma_{jm}(t) dB_m(t) + e^{-\beta_j(T_i-t)} dQ_j(t).
 \end{aligned} \tag{A4}$$

Using now that $dX(t) - \mu dt = \sigma(t) dB(t)$ and plugging Equation (A4) into Equation (A3) leads to:

$$\begin{aligned}
 dF(t, T_1, T_2) &= \sigma(t) dB(t) \\
 &+ \sum_{j \in J} \frac{1}{\beta_j} \frac{1}{T_2 - T_1} (e^{-\beta_j(T_1-t)} - e^{-\beta_j(T_2-t)}) \sum_{m=1}^M \sigma_{jm}(t) dB_m(t) \\
 &+ \sum_{j \in J} \frac{1}{\beta_j} \frac{1}{T_2 - T_1} (e^{-\beta_j(T_1-t)} - e^{-\beta_j(T_2-t)}) dQ_j(t) \\
 &+ \sum_{j \in J} \frac{1}{T_2 - T_1} d \left(\int_{T_1}^{T_2} \int_t^u \lambda_j(s) e^{-\beta_j(u-s)} \int_{-\infty}^{\infty} z f_j(z) dz ds du \right).
 \end{aligned} \tag{A5}$$

Because $\int_{-\infty}^{\infty} z f_j(z) dz < \infty$ an $\lambda_j(s)$ is bounded, by assumption, by the dominated convergence theorem to exchange derivative and integral we find

$$\begin{aligned}
 & \frac{1}{T_2 - T_1} d \left(\int_{T_1}^{T_2} \int_t^u \lambda_j(s) e^{-\beta_j(u-s)} \int_{-\infty}^{\infty} z f_j(z) dz ds du \right) \\
 &= \frac{1}{T_2 - T_1} \int_{T_1}^{T_2} d \left(\int_t^u \lambda_j(s) e^{-\beta_j(u-s)} \int_{-\infty}^{\infty} z f_j(z) dz ds \right) du \\
 &= -\frac{1}{T_2 - T_1} \int_{T_1}^{T_2} \lambda_j(t) e^{-\beta_j(u-t)} \int_{-\infty}^{\infty} z f_j(z) dz du \\
 &= \frac{1}{\beta_j} \frac{1}{T_2 - T_1} (e^{-\beta_j(T_1-t)} - e^{-\beta_j(T_2-t)}) \lambda_j(t) \int_{-\infty}^{\infty} z f_j(z) dz dt,
 \end{aligned} \tag{A6}$$

which combined with Equation (A5) provides the claim. \square

References

- Al-Sunaidy, Ali M. A., and Richard Green. 2006. Electricity deregulation in OECD (Organization for Economic Cooperation and Development) countries. *Energy* 31: 769–87. [\[CrossRef\]](#)
- Ball, Clifford A., and Walter N. Torous. 1983. A Simplified Jump Process for Common Stock Returns. *The Journal of Financial and Quantitative Analysis* 18: 53–65. [\[CrossRef\]](#)
- Benth, Fred E., and Maren D. Schmeck. 2014. Pricing and hedging options in energy markets using Black-76. *Journal Energy Markets* 7: 35–70. [\[CrossRef\]](#)
- Benth, Fred E., Jan Kallsen, and Thilo Meyer-Brandis. 2007. A Non-Gaussian Ornstein–Uhlenbeck process for electricity spot price modeling and derivatives pricing. *Applied Mathematical Finance* 14: 153–69. [\[CrossRef\]](#)
- Benth, Fred E., Jūratė Šaltytė Benth, and Steen Koekebakker. 2008. *Stochastic Modeling of Electricity and Related Markets*. Singapore: World Scientific.
- Benth, Fred E., Marco Piccirilli, and Tiziano Vargiolu. 2019. Mean-reverting additive energy forward curves in a Heath-Jarrow-Morton framework. *Mathematics and Financial Economics* 13: 543–77. [\[CrossRef\]](#)
- Borovkova, Svetlana, and Maren D. Schmeck. 2017. Electricity price modeling with stochastic time change. *Energy Economics* 63: 51–65. [\[CrossRef\]](#)
- Deschatre, Thomas, Olivier Féron, and Pierre Gruet. 2021. A survey of electricity spot and futures price models for risk management applications. *arXiv* arXiv:2103.16918.
- Edoli, Enrico, Marco Gallana, and Tiziano Vargiolu. 2017. Optimal intra-day power trading with a Gaussian additive process. *Journal Energy Markets* 10: 23–42.
- Escribano, Alvaro, Juan Ignacio Pena, and Pablo Villaplana. 2011. Modeling electricity prices: International evidence. *Oxford Bulletin Economics Statistics* 73: 622–50. [\[CrossRef\]](#)
- Fanelli, Viviana, and Maren D. Schmeck. 2019. On the seasonality in the implied volatility of electricity options. *Quantitative Finance* 19: 1321–37. [\[CrossRef\]](#)
- Fanone, Enzo, Andrea Gamba, and Marcel Prokopczuk. 2013. The case of negative day-ahead electricity prices. *Energy Economics* 35: 22–34. [\[CrossRef\]](#)
- Geman, Helyette, and Andrea Roncoroni. 2006. Understanding the fine structure of electricity prices. *Journal Business* 79: 1225–61. [\[CrossRef\]](#)
- Genoese, Fabio, Massimo Genoese, and Martin Wietschel. 2010. Occurrence of negative prices on the German spot market for electricity and their influence on balancing power markets. Paper presented at 2010 7th International Conference on the European Energy Market, Madrid, Spain, June 23–25; pp. 1–6.
- Hinderks, Wieger J., and Andreas Wagner. 2020. Factor models in the German electricity market: Stylized facts, seasonality, and calibration. *Energy Economics* 85: 104351. [\[CrossRef\]](#)
- Kaminski, Vincent. 2013. *Energy Markets*. London: Risk Books.
- Kiesel, Rüdiger, Gero Schindlmayr, and Reik H. Börger. 2009. A two-factor model for the electricity forward market. *Quantitative Finance* 9: 279–87. [\[CrossRef\]](#)
- Knittel, Christopher R., and Michael R. Roberts. 2001. *An Empirical Examination of Deregulated Electricity Prices*. Boston: Boston University. Power Working Paper No. PWP-087.
- Latini, Luca, Marco Piccirilli, and Tiziano Vargiolu. 2019. Mean-reverting no-arbitrage additive models for forward curves in energy markets. *Energy Economics* 79: 157–70. [\[CrossRef\]](#)
- Meyer-Brandis, Thilo, and Peter Tankov. 2008. Multi-factor jump-diffusion models of electricity prices. *International Journal of Theoretical and Applied Finance* 11: 503–28. [\[CrossRef\]](#)
- Musiela, Marek, and Marek Rutkowski. 1997. *Martingale Methods in Financial Modelling*. Berlin: Springer.

-
- Nomikos, Nikos K., and Orestes A. Soldatos. 2010. Analysis of model implied volatility for jump diffusion models: Empirical evidence from the Nordpool market. *Energy Economics* 32: 302–12. [[CrossRef](#)]
- Options Trading at EEX. 2018. Available online: <https://www.eex.com/blob/57714/b2b2e9d0dfd4b2895735f3ff8e53b915/20160914-eex-presentation-milan-event-1-data.pdf> (accessed on 29 January 2018).
- Piccirilli, Marco, Maren D. Schmeck, and Tiziano Vargiolu. 2021. Capturing the power options smile by an additive two-factor model for overlapping futures prices. *Energy Economics* 95: 105006. [[CrossRef](#)]
- Schmeck, Maren D. 2016. Pricing Options on Forwards in Energy Markets: The Role of Mean Reversion's Speed. *International Journal of Theoretical and Applied Finance* 19: 1650053. [[CrossRef](#)]
- Weron, Rafal. 2014. Electricity price forecasting: A review of the state-of-the-art with a look into the future. *International Journal of Forecasting* 30: 1030–81. [[CrossRef](#)]