

Rudolph, Cordelia; Schmock, Uwe

## Article

# Multivariate collective risk model: Dependent claim numbers and Panjer's recursion

Risks

## Provided in Cooperation with:

MDPI – Multidisciplinary Digital Publishing Institute, Basel

*Suggested Citation:* Rudolph, Cordelia; Schmock, Uwe (2020) : Multivariate collective risk model: Dependent claim numbers and Panjer's recursion, *Risks*, ISSN 2227-9091, MDPI, Basel, Vol. 8, Iss. 2, pp. 1-31,  
<https://doi.org/10.3390/risks8020043>

This Version is available at:

<https://hdl.handle.net/10419/257997>

## Standard-Nutzungsbedingungen:

Die Dokumente auf EconStor dürfen zu eigenen wissenschaftlichen Zwecken und zum Privatgebrauch gespeichert und kopiert werden.

Sie dürfen die Dokumente nicht für öffentliche oder kommerzielle Zwecke vervielfältigen, öffentlich ausstellen, öffentlich zugänglich machen, vertreiben oder anderweitig nutzen.

Sofern die Verfasser die Dokumente unter Open-Content-Lizenzen (insbesondere CC-Lizenzen) zur Verfügung gestellt haben sollten, gelten abweichend von diesen Nutzungsbedingungen die in der dort genannten Lizenz gewährten Nutzungsrechte.

## Terms of use:

*Documents in EconStor may be saved and copied for your personal and scholarly purposes.*

*You are not to copy documents for public or commercial purposes, to exhibit the documents publicly, to make them publicly available on the internet, or to distribute or otherwise use the documents in public.*

*If the documents have been made available under an Open Content Licence (especially Creative Commons Licences), you may exercise further usage rights as specified in the indicated licence.*



<https://creativecommons.org/licenses/by/4.0/>

## Article

# Multivariate Collective Risk Model: Dependent Claim Numbers and Panjer's Recursion

Cordelia Rudolph <sup>1,\*</sup> and Uwe Schmock <sup>2</sup><sup>1</sup> msg life Austria Ges.m.b.H., Ausstellungsstraße 50, 1020 Vienna, Austria<sup>2</sup> Department of Financial and Actuarial Mathematics, Vienna University of Technology, Wiedner Hauptstraße 8–10/E105-1, 1040 Vienna, Austria; schmock@fam.tuwien.ac.at

\* Correspondence: cordelia.rudolph@msg-life.com

Received: 21 March 2020; Accepted: 27 April 2020; Published: 2 May 2020



**Abstract:** In this paper, we discuss a generalization of the collective risk model and of Panjer's recursion. The model we consider consists of several business lines with dependent claim numbers. The distributions of the claim numbers are assumed to be Poisson mixture distributions. We let the claim causes have certain dependence structures and prove that Panjer's recursion is also applicable by finding an appropriate equivalent representation of the claim numbers. These dependence structures are of a stochastic non-negative linear nature and may also produce negative correlations between the claim causes. The consideration of risk groups also includes dependence between claim sizes. Compounding the claim causes by common distributions also keeps Panjer's recursion applicable.

**Keywords:** extended CreditRisk<sup>+</sup>; Poisson mixture distribution; dependence modelling; compound distribution; Panjer recursion

## 1. Introduction

The aggregation of risks in a portfolio is an important component in both insurance mathematics and financial risk management such as credit risk, operational risk, and insurance risk. In the banking industry, risk management becomes more and more important with the introduction of the Basel II and Basel III accords. For this purpose, there are several portfolio risk models, the CreditRisk<sup>+</sup> model (introduced by [Credit Suisse First Boston \(1997\)](#)) being a particular example with a lot of practical features. It does not require many assumptions and enables the recursive and exact computation of the loss distribution, i.e., it is not necessary to apply Monte Carlo methods that introduce a stochastic error. The collected contributions in [Gundlach and Lehrbass \(2004\)](#) offer a wide overview of CreditRisk<sup>+</sup> and related results. However, a shortcoming of CreditRisk<sup>+</sup> is the assumed independence of the default causes. [Deshpande and Iyer \(2009\)](#) also consider a dependence model for default causes in the usual CreditRisk<sup>+</sup> model that comprises linear combinations of risk factors and is a generalization of [Giese \(2004\)](#). However, both models do not introduce negative correlation. Instead, we consider a more general linear dependence structure in an extension of the CreditRisk<sup>+</sup> model that allows us to model negative correlation between default numbers and we can also comprise a stochastic component in the linear dependence. Moreover, we consider risk groups that model joint defaults (for both claim numbers and claim sizes).

Insurance companies have to comply with Solvency II requirements, and the model we consider is capable of aggregating and quantifying risks and can thus be used to determine the minimal capital requirements, which is the first pillar of Solvency II. There is also an increasing demand to reflect dependencies between the risks. Our model can be also used to aggregate operational risk.

In the (extended) CreditRisk<sup>+</sup> model as in the collective risk model, it is necessary to calculate the distribution of a random sum. In risk management, the collective risk model is diversified into several

risk clusters or lines of business and thus random sums where each claim number is driven by a claim cause. Thus, we consider a sum of several collective risk models. We should note that the term claim is used in an insurance context, whereas the term default is used in the credit risk context. We will use both notions interchangeably. Since we model claim numbers by Poisson mixture distributions, it is meaningful to speak of claim cause intensities as the claim causes are modelled by the mixing distributions (and accordingly default causes). Hence, we consider the random sum

$$\sum_{g \in G} \sum_{h=1}^{N_g} X_{g,h}, \quad (1)$$

where  $\{X_{g,h}\}_{h \in \mathbb{N}}$  are independent sequences of independent and identically distributed random variables for each  $g \in G$  and  $(N_g)_{g \in G}$  are  $\mathbb{N}_0$ -valued random variables independent of  $\{(X_{g,h})_{g \in G}\}_{h \in \mathbb{N}}$ .

For independent  $(N_g)_{g \in G}$  and independent  $\{(X_{g,h})_{g \in G}\}_{h \in \mathbb{N}}$  that are independent of  $(N_g)_{g \in G}$ , Panjer's recursion is the main mathematical tool to evaluate the distribution of the random sum in Equation (1). For the rest of this paper, we assume that  $\mathbb{N}_0$  are the natural numbers including zero, i.e.,  $\mathbb{N}_0 = \{0, 1, 2, 3, \dots\}$ . The distribution of an  $\mathbb{N}_0$ -valued random variable  $N$ , denoted by  $\{q_n\}_{n \in \mathbb{N}_0}$ , belongs to a Panjer( $a, b, k$ ) class with  $a, b \in \mathbb{R}$  and  $k \in \mathbb{N}_0$  if  $q_0 = q_1 = \dots = q_{k-1} = 0$  and

$$q_n = \left(a + \frac{b}{n}\right) q_{n-1} \quad \text{for all } n \in \mathbb{N} \text{ with } n \geq k + 1. \quad (2)$$

Let  $\{X_h\}_{h \in \mathbb{N}}$  be a sequence of  $\mathbb{N}_0$ -valued random variables. If  $f_n = \mathbb{P}[X_1 = n]$  and  $af_0 \neq 1$ , then, according to (Hess et al. 2002, Corollary 4.3), the distribution  $p_n = \mathbb{P}[X_1 + \dots + X_N = n]$  is given by the recursion

$$p_n = \frac{1}{1 - af_0} \left( \mathbb{P}[X_1 + \dots + X_k = n] q_k + \sum_{j=1}^n \left(a + \frac{bj}{n}\right) f_j p_{n-j} \right) \quad (3)$$

for all  $n \in \mathbb{N}$  with initial condition

$$p_0 = \begin{cases} q_0 & \text{if } f_0 = 0, \\ \sum_{k \geq 0} q_k f_0^k & \text{otherwise,} \end{cases} \quad (4)$$

which is the probability-generating function of the distribution of  $N$  at  $f_0$ . The recursive evaluation of such compound distributions was introduced to actuarial science by Panjer (1981) and extended by Willmot and Panjer (1987). The distributions belonging to a Panjer( $a, b, k$ ) class were identified by Sundt and Jewell (1981), Willmot (1988), and Hess et al. (2002). Gerhold et al. (2010) treat questions of numerical stability of Panjer's recursion. Sundt and Vernic (2009) contributed extensively to this topic.

Note also that Panjer's recursion can be generalized to multivariate claim sizes, cf. Sundt (1999), and the assumptions on the claim sizes can be weakened to exchangeability, cf. Hashorva (2011). Further details can be found in Rudolph (2014). For simplicity of the presentation, we concentrate on the dependence between the claim numbers and allow dependence between the individual losses only within risk groups, cf. Definition 2 below.

There are further approaches analyzing portfolio risk. The paper of Soltes and Danko (2017) proposes to create a portfolio with minimal risk. In Zoričák et al. (2019), we find an interesting approach to predict bankruptcy for imbalanced datasets by one-class classification methods. A general paper is proposed by Jajuga (2016) to introduce model risk in finance from an investor's perspective, this is a complement to the modeling of risk in this paper. An analysis of real data with respect to dependencies and predictability of stock market returns is given in Fabiánová and Glova (2015).

The remainder of this paper is organized as follows: in Section 2, we introduce a non-negative linear dependence structure with a stochastic component of the claim cause intensities between risk factors and prove alternative representations of the claim numbers with the same joint distribution allowing for the application of Panjer's recursion. It should be pointed out that this structure also

allows for negative dependence, see Example 1. In addition, many models comprise dependence structures, but then the question arises how to calculate the distribution.

In Section 3, we consider a different dependence structure: we mix the default cause intensities with common mixture distributions by letting a parameter of the distribution be random. Then, we prove that an alternative representation with the same joint distribution exists that also allows for an application of Panjer's recursion.

Finally, in Section 4, we conclude with some interesting examples that show that the choice of correlation and of the mixing distribution has an impact on the distribution of the total portfolio loss.

In the Appendix A, we recall some definitions and present a few useful results on compound and mixture distributions and the corresponding probability-generating functions. These results are important for the presentation of our results.

## 2. Construction of Dependent Claim Numbers by Linear Combinations

In this section, we present one of our major results. The starting point is the following. In an extension of the CreditRisk<sup>+</sup> model to be found in Gerhold et al. (2010), the authors consider a random claim number  $N = N_1 + \dots + N_m$ , where, for each  $i \in \{1, \dots, m\}$ , the claim number  $N_i$  has a Poisson mixture distribution and the mixing random variable is a gamma-distributed claim cause intensity  $\Lambda_i$ . They only stipulate that the claim numbers are conditionally independent given  $\Lambda_1, \dots, \Lambda_m$ . The conditional distribution of the random claim numbers given  $\Lambda_1, \dots, \Lambda_m$  is assumed to satisfy

$$\mathcal{L}(N_i | \Lambda_1, \dots, \Lambda_m) \stackrel{\text{a.s.}}{=} \mathcal{L}(N_i | \Lambda_i) \stackrel{\text{a.s.}}{=} \text{Poisson}(\lambda_i \Lambda_i), \quad i \in \{1, \dots, m\},$$

where  $\lambda_i \geq 0$ . The claim cause intensities are assumed to be independent.

In contrast, we develop a generalization of this model by admitting dependence between risk group specific claim cause intensities. Dependent claim cause intensities provide the dependence structure. We construct dependence structures by linear combinations of several non-negative risk factors. These dependence structures are chosen stochastically allowing for risk groups. This means that risk clusters (or lines of business) within one risk group default together, i.e., the default of one risk cluster will immediately imply the default of all the other risks in this risk group. In this setting, we can also relax the assumption of gamma-distributed risk factors and consider  $\tau$ -tempered  $\alpha$ -stable distributions too.

In the course of our considerations, we need the following definition of a multivariate Poisson distribution which is motivated in Lindskog and McNeil (2003) and can be also found in (Sundt and Vernic 2009, Chp. 20.1) with a different notation.

**Definition 1.** Let  $m \in \mathbb{N}$ ,  $G \subset \mathcal{P}(\{1, \dots, m\})$  a collection of subsets of  $\{1, \dots, m\}$  with  $\emptyset \notin G$ , and  $\lambda = (\lambda_g)_{g \in G} \in [0, \infty)^G$  Poisson parameters. For each  $g \in G$ , define the vector  $c_g = (c_{1,g}, \dots, c_{m,g})^\top \in \{0, 1\}^m$  by

$$c_{i,g} = 1_g(i). \quad (5)$$

Let  $(N_g)_{g \in G}$  be independent random variables with  $N_g \sim \text{Poisson}(\lambda_g)$  for every  $g \in G$ . Then, the distribution of the  $\mathbb{N}_0^m$ -valued random vector

$$N = (N_1, \dots, N_m)^\top = \sum_{g \in G} c_g N_g \quad (6)$$

is called the  $m$ -variate Poisson distribution, we use the notation  $\text{MPoisson}(G, \lambda, m)$ .

This notation allows us to consider risk groups. In the credit risk interpretation, the obligors in a non-empty group  $g \subset \{1, \dots, m\}$  default together with intensity  $\lambda_g$ , but independently of the other groups. An additional form of dependence of the claim numbers can come from the linear and stochastic dependence of the intensities, see Assumption 1 below.

**Remark 1.** If  $G = \{\{1\}, \dots, \{m\}\}$  or, more generally, if  $\lambda_g = 0$  for all  $g \in G$  with  $|G| \geq 2$ , then  $N_1, \dots, N_m$  in Equation (6) are independent.

We consider individual claim sizes to take values in a vector space  $V$ . Throughout the paper, the reader may assume that  $V$  equals  $\mathbb{R}$  or a finite-dimensional Euclidean space and that  $V^* = V$ . Figure 1 below is a numerical illustration with  $V = \mathbb{R}^2$ . However, unless specified otherwise, all theoretical results hold for a separable real Banach space  $V$  with topological dual  $V^*$ .

**Remark 2.** Multi-variate claim sizes have numerous applications, let us mention some examples:

- (a) A two-component model is of interest for budgeting purposes: The first component represents the loss payments in the current budget period, the second one the actuarial reserves for later claim payments.
- (b) In an insurance context, the components can represent different types of claim payments. For a portfolio of health insurance contracts, this can be costs of medical treatments and allowances for missing income of the insured. For a portfolio of personal liability or automobile collision insurances, these can be claims for bodily injuries and property damages.
- (c) For liquidity considerations, the components can refer to the time period when a claim occurs or a counterparty defaults. Furthermore, the size of the loss given default can depend on the time of the default, in particular when a loan or a mortgage is amortized during its life span and not at maturity.
- (d) In the context of stochastic claims reserving (see Wüthrich and Merz (2008) for a textbook presentation), the components can represent the development years. Here, the default probability (or intensity) refers to the claims originating from the initial insured period; the claims may be reported at a later year and payments may be spread out during the remaining years of the model.

Corresponding to Definition 1, we generalize the compound Poisson distribution (see Definition A1(b)) to the  $m$ -variate case.

**Definition 2.** Suppose the random variable  $N$  has an  $m$ -variate Poisson distribution  $\text{MPoisson}(G, \lambda, m)$  with representation (6). Let  $V$  be a vector space, and  $\mathcal{X} = (\mathcal{X}_g)_{g \in G}$ , where each  $\mathcal{X}_g$  is a probability distribution on  $V^m$  such that  $\mathcal{X}_g(U_{1,g} \times \dots \times U_{m,g}) = 1$  for all  $g \in G$  where

$$U_{i,g} = \begin{cases} \{0\} & \text{if } i \notin g, \\ V & \text{if } i \in g. \end{cases}$$

Let  $(X_{g,h})_{h \in \mathbb{N}}$  be independent i.i.d. sequences of  $V^m$ -valued random variables with  $X_{g,1} \sim \mathcal{X}_g$  for all  $g \in G$  independent of  $(N_g)_{g \in G}$ . Then, the distribution of

$$S = (S_1, \dots, S_m)^\top = \sum_{g \in G} \sum_{h=1}^{N_g} X_{g,h} \quad (7)$$

is called compound  $m$ -variate Poisson distribution  $\text{CMPoi}(G, \lambda, m, \mathcal{X})$ .

**Remark 3.** If  $V = \mathbb{R}$  and  $\mathcal{X} = \delta_{c_g}$ , i.e., the distribution concentrated in  $c_g$  given by Equation (5), then  $\text{CMPoi}(G, \lambda, m, \mathcal{X}) = \text{MPoisson}(G, \lambda, m)$ . The distribution  $\mathcal{X}_g$  describes the random losses vector of the obligors in  $g$  defaulting together.

As a direct consequence of the stochastic representation in Equation (7), the independence of  $(\sum_{h=1}^{N_g} X_{g,h})_{g \in G}$  and the characteristic function for compound Poisson distributions, we obtain the following lemma.

**Lemma 1.** The characteristic function of a random vector  $S$  with the compound  $m$ -variate Poisson distribution  $\text{CMPoi}(G, \lambda, m, \mathcal{X})$  is given by

$$\varphi_S(y) = \mathbb{E}[e^{i\langle y, S \rangle}] = \prod_{g \in G} \exp(-\lambda_g(1 - \varphi_{\mathcal{X}_g}(y))), \quad y \in (V^*)^m. \quad (8)$$

**Remark 4.** For notational convenience, we write  $\varphi_S$  for  $\varphi_{\mathcal{L}(S)}$  and analogously for other distributions in the following.

To state the additivity of compound  $m$ -variate Poisson distributions in Lemma 2 below, the following notation is useful:

**Definition 3.** Let  $\mathcal{X}_1, \dots, \mathcal{X}_n$  be probability distributions on  $V^m$ . Then, their convex combination with relative weights  $\alpha_1, \dots, \alpha_n \geq 0$  is a probability distribution on  $V^m$  defined in terms of  $\alpha := \alpha_1 + \dots + \alpha_n$  by

$$\text{Convex}((\alpha_i, \mathcal{X}_i)_{i \in \{1, \dots, n\}}) = \begin{cases} \frac{1}{\alpha} \sum_{i=1}^n \alpha_i \mathcal{X}_i & \text{if } \alpha > 0, \\ \delta_0 & \text{if } \alpha = 0. \end{cases}$$

**Remark 5.** If  $\alpha > 0$  and if the joined support of the distributions  $\mathcal{X}_1, \dots, \mathcal{X}_n$  is a finite or countably infinite set like  $\mathbb{N}_0^d$ , then  $\text{Convex}((\alpha_i, \mathcal{X}_i)_{i \in \{1, \dots, n\}})$  can be computed in a numerically stable way by calculating, for each atom in the support, the convex combination of the corresponding probabilities of the atom.

**Lemma 2.** Let  $m, n \in \mathbb{N}$  and let  $S_i \sim \text{CMPoi}(G_i, \lambda_i, m, \mathcal{X}_i)$  for  $i \in \{1, \dots, n\}$  be independent random vectors with compound  $m$ -variate Poisson distributions according to Definition 2, where  $\lambda_i = (\lambda_{g,i})_{g \in G_i}$  and  $\mathcal{X}_i = (\mathcal{X}_{g,i})_{g \in G_i}$ . Then,  $S_1 + \dots + S_n \sim \text{CMPoi}(G, \lambda, m, \mathcal{X})$  with set of groups  $G = G_1 \cup \dots \cup G_n$ , intensities  $\lambda = (\lambda_g)_{g \in G}$  and group claim size distributions  $\mathcal{X} = (\mathcal{X}_g)_{g \in G}$  given by

$$\lambda_g = \sum_{i \in I_g} \lambda_{g,i} \quad \text{and} \quad \mathcal{X}_g = \text{Convex}((\lambda_{g,i}, \mathcal{X}_{g,i})_{i \in I_g}), \quad (9)$$

respectively, where  $I_g := \{i \in \{1, \dots, n\} \mid g \in G_i\}$  for  $g \in G$ .

**Proof.** Using the independence of  $S_1, \dots, S_n$  and Lemma 1, it follows with some rearrangement that

$$\varphi_S(y) = \prod_{i=1}^n \varphi_{S_i}(y) = \prod_{g \in G} \exp\left(-\sum_{i \in I_g} \lambda_{g,i} + \sum_{i \in I_g} \lambda_{g,i} \varphi_{\mathcal{X}_{g,i}}(y)\right), \quad y \in (V^*)^m.$$

Using Definition 3, Equations (9) and Remark A1, the result follows.  $\square$

**Remark 6.** Note that Lemma 2 implies the infinite divisibility of the compound  $m$ -variate Poisson distribution.

We now provide the conditional characteristic function of the distribution of a compound  $m$ -variate Poisson random vector that is mixed with a random vector of dependent intensities, whose components naturally have to be non-negative. For simplicity, we first introduce an assumption on the dependence scenario.

**Assumption 1.** Let  $\mathcal{J} \neq \emptyset$  be an arbitrary finite set,  $m \in \mathbb{N}$ , and assume  $G \subset \mathcal{P}(\{1, \dots, m\})$  with  $G \neq \emptyset$  and  $\emptyset \notin G$ . Let  $A_j = (a_{g,l}^j)_{g \in G, l \in \{0, \dots, n\}} \in [0, \infty)^{G \times \{0, \dots, n\}}$  for  $j \in \mathcal{J}$  and let  $J$  be a random variable with values in  $\mathcal{J}$ . Define the random matrix  $A_J = \sum_{j \in \mathcal{J}} 1_{\{J=j\}} A_j$ . Let  $(R_1, \dots, R_n)$  be non-negative random variables and let  $R_0$  be a non-negative constant. Define  $\Lambda_g = \sum_{l=0}^n a_{g,l}^J R_l$  for  $g \in G$ .

**Remark 7.** The random variable  $J$  can be interpreted as selecting a dependence scenario for claim cause intensities  $(\Lambda_g)_{g \in G}$ . Accordingly, the random variables  $R_1, \dots, R_n$  can be interpreted as non-idiosyncratic risk factors, the constant  $R_0$  as idiosyncratic “risk factor” or idiosyncratic component.

**Lemma 3.** Let Assumption 1 be satisfied, let  $\lambda_{g,j} \geq 0$  for  $g \in G$  and  $j \in \mathcal{J}$ , and

$$\mathcal{L}(S|J, R_1, \dots, R_n) \stackrel{a.s.}{=} \text{CMPoi}(G, (\lambda_{g,J} \Lambda_g)_{g \in G}, m, \mathcal{X}). \quad (10)$$

Then, the characteristic function of the conditional distribution of the random vector  $S$  given  $(J, R) = (J, R_1, \dots, R_n)$  satisfies

$$\varphi_{S|(J,R)}(y) \stackrel{a.s.}{=} \prod_{g \in G} \exp\left(-\lambda_{g,J}(1 - \varphi_{\mathcal{X}_g}(y)) \sum_{l=0}^n a_{g,l}^J R_l\right), \quad y \in (V^*)^m. \quad (11)$$

**Proof.** As a consequence of Equation (10), the representation  $\Lambda_g = \sum_{l=0}^n a_{g,l}^J R_l$  for  $g \in G$  in Assumption 1 and the characteristic function given in Lemma 1 the result follows.  $\square$

**Remark 8.** To give a stochastic representation of the conditional distribution of  $S$  in Equation (10), consider random variables  $(N_g)_{g \in G}$  conditionally independent given  $J, R_1, \dots, R_n$  such that

$$\mathcal{L}(N_g|J, R_1, \dots, R_n) \stackrel{a.s.}{=} \mathcal{L}(N_g|J, \Lambda_g) \stackrel{a.s.}{=} \text{Poisson}(\lambda_{g,J} \Lambda_g), \quad (12)$$

where  $\lambda_{g,j} \geq 0$  for  $g \in G$  and  $j \in \mathcal{J}$ . With sequences  $\{X_{g,h}\}_{h \in \mathbb{N}}$  for  $g \in G$  as in Definition 2, independent of  $J, R_1, \dots, R_n$ , define  $S$  by Equation (7).

**Remark 9.** In Lemma 3, the non-negative parameters  $\lambda_{g,j}$  with  $g \in G$  and  $j \in \mathcal{J}$  might look like redundant notation. However, when taking this framework as an extension of the  $\text{CreditRisk}^+$  model, these parameters are useful to control the expected value  $\mathbb{E}[N_g]$  for  $g \in G$  since in the  $\text{CreditRisk}^+$  we have  $\mathbb{E}[\Lambda_g] = 1$  that only models the structure of dependence. The dependence of  $\lambda_{g,j}$  of  $j \in \mathcal{J}$  is sustained to also have the possibility to model characteristics of scenarios.

**Remark 10.** This model can be also considered over a time-horizon. Thus, it can be also used to model the impacts of one risk gradually spreading onto other risks. Therefore, we need to introduce sequences of  $(X_{g,h,1}, \dots, X_{g,h,d})_{h \in \mathbb{N}}$  independent i.i.d. sequences of  $V^m$ -valued random variables with  $X_{g,1,r} \sim \mathcal{X}_{g,r}$  for all  $g \in G_r$  with  $r \in \{1, \dots, d\}$  and  $G_r$  a risk group with respect to time. For each time step, we need to define corresponding risk groups to model a gradual spread. These risk groups need to be constructed according to potential distribution. A further result on such a multi-period model can be found in (Rudolph 2014, Lemma 6.21).

### 2.1. Alternative Representation

If we allow for dependent claim cause intensities and risk groups, the independence between the random sums  $S_i = \sum_{h=1}^{N_i} X_{i,h}$  for  $i \in \{1, \dots, m\}$  is lost, hence a convolution is not applicable. While the independence is also lost in our setting, it is nevertheless possible to find an adequate representation of the claim numbers with the same distribution such that a variant of Panjer’s recursion can be applied, as will be seen later. These claim cause intensities may be also considered as a multivariate gamma distribution. There are several approaches to construct multivariate gamma distributions, and one of them includes a linear dependence between the marginal distributions, cf. (Johnson et al. 2000, Chp. 48.3.4).

Based on Lemma 3, we derive a theorem that provides us with a general structure of a stochastically chosen non-negative linear dependence scenario:

**Theorem 1.** Let the assumptions of Lemma 3 be satisfied. On the other hand, for every  $j \in \mathcal{J}$ , consider  $n + 1$  independent sequences of i.i.d. random variables  $\{B_{j,l,h}\}_{h \in \mathbb{N}}$ , independent of  $\{J = j\}, R_1, \dots, R_n$ , such that, for all  $g \in G$ ,

$$\mathbb{P}[B_{j,l,1} = g] = p_{g,j,l} \quad (13)$$

where  $p_{g,j,l} \in [0, 1]$  with  $\sum_{g \in G} p_{g,j,l} = 1$  satisfies the condition

$$p_{g,j,l} \sum_{k \in G} \lambda_{k,j} a_{k,l}^j = \lambda_{g,j} a_{g,l}^j \quad (14)$$

for each  $j \in \mathcal{J}$ ,  $g \in G$ , and  $l \in \{0, \dots, n\}$ . Let  $\{Q_{j,l}\}_{l \in \{0, \dots, n\}}$  be random variables conditionally independent given  $\{J = j\}, R_1, \dots, R_n$  which satisfy

$$\mathcal{L}(Q_{j,l} | 1_{\{J=j\}}, R_1, \dots, R_n) \stackrel{a.s.}{=} \mathcal{L}(Q_{j,l} | R_l) \stackrel{a.s.}{=} \text{Poisson}\left(R_l \sum_{g \in G} \lambda_{g,j} a_{g,l}^j\right). \quad (15)$$

Assume further that  $(Q_{j,0}, \dots, Q_{j,n})$  and  $\{B_{j,l,h}\}_{h \in \mathbb{N}}$  with  $l \in \{0, \dots, n\}$  are independent. Let  $\{X_{l,g,h}\}_{h \in \mathbb{N}}$  be independent sequences for  $l \in \{0, \dots, n\}$  with identical distribution as  $\mathcal{X}_g$  for  $g \in G$  independent of all previous random variables. Finally, define the  $V^m$ -valued random vector  $M$  by

$$M = \sum_{j \in \mathcal{J}} 1_{\{J=j\}} \sum_{l=0}^n \sum_{h=1}^{Q_{j,l}} X_{l,B_{j,l,h},h}. \quad (16)$$

Then,  $(M, R_1, \dots, R_n)$  and  $(S, R_1, \dots, R_n)$  have the same distribution.

**Proof.** For the proof, we apply Remark A1. By Lemma 3, the characteristic function of the distribution of  $(S, R) = (S, R_1, \dots, R_n)$  is given by Equation (11).

Now consider the characteristic function of the distribution of the random vector  $(M, R) = (M_1, \dots, M_m, R_1, \dots, R_n)$ . By partitioning  $J$ , we get for all  $y \in (V^*)^m$ ,  $z \in \mathbb{R}^n$

$$\varphi_{(M,R)}(y, z) = \sum_{j \in \mathcal{J}} \mathbb{E} \left[ 1_{\{J=j\}} e^{i\langle z, R \rangle} \exp \left( i \sum_{l=0}^n \sum_{h=1}^{Q_{j,l}} \langle y, X_{l,B_{j,l,h},h} \rangle \right) \right].$$

Using the fact that the sequences  $\{X_{l,g,h}\}_{h \in \mathbb{N}}$  and  $\{B_{j,l,h}\}_{h \in \mathbb{N}}$  are i.i.d. and for  $l \in \{0, \dots, n\}$  independent of  $\{J = j\}, R_1, \dots, R_n$  and  $(Q_{j,0}, \dots, Q_{j,n})$  for each  $j \in \mathcal{J}$  and that  $\{B_{j,l,h}\}_{h \in \mathbb{N}}$  has the distribution given in Equation (13) and thus applying the law of total probability, we observe that

$$\varphi_{(M,R)}(y, z) = \sum_{j \in \mathcal{J}} \mathbb{E} \left[ 1_{\{J=j\}} e^{i\langle z, R \rangle} \prod_{l=0}^n \left( \sum_{g \in G} p_{g,j,l} \varphi_{\mathcal{X}_g}(y) \right)^{Q_{j,l}} \right].$$

Using the conditional independence of the random variables  $Q_{j,0}, \dots, Q_{j,n}$  given  $\{J = j\}, R_1, \dots, R_n$  for  $j \in \mathcal{J}$  and Equation (15),

$$\begin{aligned} \varphi_{(M,R)}(y, z) &= \sum_{j \in \mathcal{J}} \mathbb{E} \left[ 1_{\{J=j\}} e^{i\langle z, R \rangle} \prod_{l=0}^n \mathbb{E} \left[ \left( \sum_{g \in G} p_{g,j,l} \varphi_{\mathcal{X}_g}(y) \right)^{Q_{j,l}} \middle| R_l \right] \right] \\ &= \sum_{j \in \mathcal{J}} \mathbb{E} \left[ 1_{\{J=j\}} e^{i\langle z, R \rangle} \prod_{l=0}^n \exp \left( - \left( R_l \sum_{g \in G} \lambda_{g,j} a_{g,l}^j \right) \left( 1 - \sum_{g \in G} p_{g,j,l} \varphi_{\mathcal{X}_g}(y) \right) \right) \right]. \end{aligned}$$

Noting Equation (14) and the distributive law

$$R_l \sum_{g \in G} \lambda_{g,j} a_{g,l}^j * \sum_{k \in G} p_{k,j,l} \varphi_{\mathcal{X}_g}(y) = \sum_{k \in G} \left( R_l \sum_{g \in G} \lambda_{g,j} a_{g,l}^j \right) p_{k,j,l} \varphi_{\mathcal{X}_g}(y)$$

yields

$$\varphi_{(M,R)}(y, z) = \sum_{j \in \mathcal{J}} \mathbb{E} \left[ 1_{\{J=j\}} e^{i\langle z, R \rangle} \prod_{l=0}^n \exp \left( -R_l \sum_{g \in G} \lambda_{g,j} a_{g,l}^j (1 - \varphi_{\mathcal{X}_g}(y)) \right) \right],$$

and rearranging yields Equation (11), which completes the proof.  $\square$

**Remark 11.** The random sums  $M_i$  for  $i \in \{1, \dots, m\}$  do not in general have a counting distribution in a Panjer( $a, b, k$ ) class because the distributions of the random variables  $Q_{j,l}$  for  $j \in \mathcal{J}$  and  $l \in \{0, \dots, n\}$  are not generally in a Panjer( $a, b, k$ ) class.

**Remark 12.** In the above theorem, the case  $\sum_{g \in G} \lambda_{g,j} a_{g,l}^j = 0$  for a  $j \in \mathcal{J}$  and an  $l \in \{0, \dots, n\}$  has not been considered separately. If such a sum is zero, then it follows that  $\mathcal{L}(Q_{j,l} | R_l) \stackrel{a.s.}{=} \text{Poisson}(0) = \delta_0$ . Hence, the corresponding term in the sum (16) can be omitted. Thus, the distribution of  $B_{j,l,1}$  may be chosen arbitrarily.

**Remark 13.** Of course, there are also other methods to construct dependence between claim cause intensities: Luo and Shevchenko (2010) propose in a bivariate set-up to model the dependence by a t-copula. They further use simulation and calibration methods. However, in such a case, recursion methods do not seem to be possible. In contrast, this is possible with our approach.

**Remark 14.** Using this random and non-negative linear dependence and the concept of risk groups, we are able to compute the expectations and covariances for the claim cause intensities and hence claim numbers. Recall that  $\Lambda_g = \sum_{l=0}^n a_{g,l}^J R_l$  for  $g \in G$ . Let  $J$  and  $(R_1, \dots, R_n)$  be independent. We observe for  $g, k \in G$

$$\mathbb{E}[\Lambda_g | J] = \sum_{l=0}^n a_{g,l}^J \mathbb{E}[R_l]$$

and, if the risk factors  $R_1, \dots, R_n$  are in  $L^2$  and uncorrelated,

$$\text{cov}(\Lambda_g, \Lambda_k | J) = \sum_{l,p=1}^n a_{g,l}^J a_{k,p}^J \text{cov}(R_l, R_p) = \sum_{l=1}^n a_{g,l}^J a_{k,l}^J \text{Var}(R_l).$$

Thus, we compute the covariance between  $\Lambda_g$  and  $\Lambda_k$  for  $g, k \in G$

$$\begin{aligned} \text{cov}(\Lambda_g, \Lambda_k) &= \mathbb{E}[\text{cov}(\Lambda_g, \Lambda_k | J)] + \text{cov}(\mathbb{E}[\Lambda_g | J], \mathbb{E}[\Lambda_k | J]) \\ &= \sum_{l=1}^n \mathbb{E}[a_{g,l}^J a_{k,l}^J] \text{Var}(R_l) + \sum_{l,p=0}^n \text{cov}(a_{g,l}^J, a_{k,p}^J) \mathbb{E}[R_l] \mathbb{E}[R_p]. \end{aligned} \quad (17)$$

By the Poisson mixture distribution of the claim numbers  $(N_g)_{g \in G}$  given in Equation (12), the expectation of  $N_g$  for  $g \in G$  is

$$\mathbb{E}[N_g] = \mathbb{E}[\mathbb{E}[N_g | J, \Lambda_g]] = \mathbb{E}[\lambda_{g,J} \Lambda_g] = \sum_{l=0}^n \mathbb{E}[\lambda_{g,J} a_{g,l}^J] \mathbb{E}[R_l].$$

For  $\Lambda_g$  in  $L^2$ , the variance of  $N_g$  for  $g \in G$  is given by

$$\begin{aligned}\text{Var}(N_g) &= \mathbb{E}[\text{Var}(N_g | J, \Lambda_g)] + \text{Var}(\mathbb{E}[N_g | J, \Lambda_g]) \\ &= \mathbb{E}[\lambda_{g,J} \Lambda_g] + \text{Var}(\lambda_{g,J} \Lambda_g),\end{aligned}\quad (18)$$

and the covariance between  $N_g$  and  $N_k$  for  $g, k \in G$  with  $g \neq k$  is

$$\begin{aligned}\text{cov}(N_g, N_k) &= \mathbb{E}[\text{cov}(N_g, N_k | J, R_1, \dots, R_n)] \\ &\quad + \text{cov}(\mathbb{E}[N_g | J, \Lambda_g], \mathbb{E}[N_k | J, \Lambda_g]) \\ &= \text{cov}(\lambda_{g,J} \Lambda_g, \lambda_{k,J} \Lambda_k)\end{aligned}\quad (19)$$

due to the conditional independence of the  $(N_g)_{g \in G}$  given  $J, R_1, \dots, R_n$  and the conditional distribution of  $(N_g)_{g \in G}$ .

It might not be obvious from this remark how this construction may also provide negative dependence. This is different from other dependence modelling, since it usually only comprises positive dependence. We give the following example (see also Section 4.1 below).

**Example 1.** Let Assumption 1 be satisfied and assume  $G = \{\{1\}, \{2\}\}$ . Let  $R_1$  and  $R_2$  be two non-negative and non-degenerate risk factors, possibly dependent with unbounded support. Then, let  $N = 2$  and  $\mathcal{J} = \{0, 1\}$  and  $\lambda_{g,j} \geq 0$  for  $g = 1, 2$  and  $j = 0, 1$ . Consider a  $\mathcal{J}$ -valued random variable  $J$  independent of  $(R_1, R_2)$  and

$$A_j = \begin{pmatrix} 0 & j & 0 \\ 0 & 0 & 1-j \end{pmatrix} \quad \text{for } j = 0, 1.$$

Then, the claim cause intensities are given by  $\Lambda_1 = JR_1$  and  $\Lambda_2 = (1 - J)R_2$ . Thus,

$$\begin{aligned}\text{cov}(\Lambda_1, \Lambda_2) &= \mathbb{E}[JR_1(1 - J)R_2] - \mathbb{E}[JR_1] \mathbb{E}[(1 - J)R_2] \\ &= -\mathbb{E}[R_1] \mathbb{P}[J = 1] \mathbb{E}[R_2] \mathbb{P}[J = 0]\end{aligned}$$

because  $J(1 - J) = 0$  and  $J$  and  $(R_1, R_2)$  are independent. Therefore, with this antithetic choice, we obtain negative correlation between the claim cause intensities since the expected values are positive. Let  $\{X_{l,g,h}\}_{h \in \mathbb{N}}$  with  $g, l = 1, 2$  be independent of  $Q_{j,l}$  and  $\{B_{j,l,h}\}_{h \in \mathbb{N}}$  with  $X_{l,g,h} = (X_{1,l,g,h}, X_{2,l,g,h})$ . Consequently, the equivalent representations are given by Equation (16) with  $B_{j,l,h} = (B_{1,j,l,h}, B_{2,j,l,h})$

$$M_1 = 1_{\{J=1\}} \sum_{h=1}^{Q_{1,1}} X_{1,1,B_{1,1,h},h} \quad \text{and} \quad M_2 = 1_{\{J=0\}} \sum_{h=1}^{Q_{0,2}} X_{2,2,B_{2,0,h},h}$$

because Poisson(0) and Ber(0) are  $\delta_0$ -degenerate distributions. Hence, the total loss is  $\hat{S} = M_1 + M_2$ . If we assume  $R_l$  to be gamma-distributed for  $l = 1, 2$ , then we can apply a simplified version of Calculation Method 1 given below.

If we choose  $\Lambda_1 = JR_1 / \mathbb{E}[J]$  and  $\Lambda_2 = (1 - J)R_2 / \mathbb{E}[1 - J]$  for gamma-distributed  $R_1$  and  $R_2$ , it is possible to obtain every value in  $[-1, 0]$  as correlation by an appropriate choice of the corresponding variances, see also (Schmuck 2020, Example 6.38, Version March 25th 2020). In order to obtain perfect negative correlation, the risk factors need to have variance equal to zero, i.e., they have to be degenerate.

## 2.2. Evaluation of the Loss Distribution

In this section, we give an algorithm that shows how Panjer's recursion is applicable in our model with the dependence structure given in this section. It might be suggested that the calculation of the distribution of the total loss  $\hat{S} = S_1 + \dots + S_m$  arising from  $S = (S_1, \dots, S_m)^\top$  given in Equation (7) with conditional representation specified in Lemma 3 requires at least  $n$  convolutions (one for each risk

factor). However, our algorithm, based on the ideas of (Gerhold et al. 2010, sct. 5.5), circumvents these convolutions by an iterated application of Panjer's recursion (cf. Equations (23) and (26) below) and a convex combination (cf. Equation (24) below). In applications of the algorithm to gamma-distributed risk factors, we use the well-known fact that a negative binomial distribution is a compound Poisson distribution where the severity distribution is a logarithmic distribution, cf. also Ammeter (1948). The convex combination uses the fact that the convolution of compound Poisson distributions is again a compound Poisson distribution.

We now adapt the algorithm in (Gerhold et al. 2010, sct. 5.5) to the evaluation of the total loss  $\hat{S} = S_1 + \dots + S_m$  in Equation (7).

**Calculation Method 1.** Consider the setting of Theorem 1 and assume in addition that  $R_1, \dots, R_n$  are independent and have infinitely divisible distributions. Then,  $Q_{j,0}, \dots, Q_{j,n}$  are independent for each  $j \in \mathcal{J}$ . An application of Theorem 1 yields for the total loss  $\hat{S}$  given as the sum of the  $m$  components in Equation (7):

$$\hat{S} = S_1 + \dots + S_m = \sum_{i=1}^m \sum_{g \in G} \sum_{h=1}^{N_g} X_{i,g,h} \stackrel{d}{=} \sum_{j \in \mathcal{J}} 1_{\{J=j\}} \sum_{l=0}^n \sum_{h=1}^{Q_{j,l}} \sum_{i=1}^m X_{i,l,B_{j,l,h}}, \quad (20)$$

where  $\{(X_{1,g,h}, \dots, X_{m,g,h})\}_{h \in \mathbb{N}}$  with  $g \in G$  as well as  $\{(X_{1,l,g,h}, \dots, X_{m,l,g,h})\}_{h \in \mathbb{N}}$  with  $g \in G$  and  $l \in \{0, \dots, n\}$  are independent sequences of i.i.d.  $V^m$ -valued random vectors with corresponding distribution  $\mathcal{X}_g$ . To calculate the distribution of the right-hand side of Equation (20), we start with the inner sum and define the distributions of the group losses by

$$\mathcal{X}_g^s = \mathcal{L}\left(\sum_{i=1}^m X_{i,g}\right), \quad g \in G, \quad (21)$$

where  $(X_{1,g}, \dots, X_{m,g}) \sim \mathcal{X}_g$ . If the components of  $(X_{1,g}, \dots, X_{m,g})$  are independent, then  $\mathcal{X}_g^s$  can be computed by convolution. For certain classes of multivariate distributions (like the multivariate logarithmic or negative multinomial distribution), the distribution of the sum of its components is known in closed form. In any case, we assume that  $\mathcal{X}_g^s$  is known or can be computed for every  $g \in G$ . Since the risk group  $g$  in the inner sum of the right-hand side of Equation (20) is selected with probability  $p_{g,j,l}$  determined by Equation (14), we obtain the discrete mixture distribution

$$\mathcal{X}_{j,l} := \mathcal{L}\left(\sum_{i=1}^m X_{i,l,B_{j,l,1}}\right) = \text{Convex}((\lambda_{g,j} a_{g,l}^j, \mathcal{X}_g^s)_{g \in G}) \quad (22)$$

for each  $j \in \mathcal{J}$  and  $l \in \{0, \dots, n\}$ , see Definition 3.

By (Sundt and Vernic 2009, Corollary 4.1) and the infinite divisibility of the distributions of  $R_1, \dots, R_n$ , the random variable  $Q_{j,l}$  with conditional distribution specified in Equation (15) has a compound Poisson distribution, cf. Definition A1(b), hence there exist a Poisson intensity  $v_{j,l} \geq 0$  and a distribution  $\mathcal{K}_{j,l}$  on  $\mathbb{N}$  such that  $Q_{j,l} \sim \text{CPoi}(v_{j,l}, \mathcal{K}_{j,l})$  for every  $j \in \mathcal{J}$  and  $l \in \{1, \dots, n\}$ ; see Section 2.3 below for more details and examples. Define the compound distribution

$$\mathcal{X}_{j,l}^c = \text{Compound}(\mathcal{K}_{j,l}, \mathcal{X}_{j,l}), \quad j \in \mathcal{J}, l \in \{1, \dots, n\}, \quad (23)$$

see Definition A1(a). If  $\mathcal{K}_{j,l}$  is a Panjer( $a, b, k$ ) distribution and  $\mathcal{X}_{j,l}$  is concentrated on  $\mathbb{N}_0^d$ , then  $\mathcal{X}_{j,l}^c$  can be evaluated with Panjer's recursion, which is numerically stable in many cases, cf. (Gerhold et al. 2010, Theorem 4.5). For each  $j \in \mathcal{J}$ , define the discrete mixture distribution

$$\mathcal{X}_j = \text{Convex}((R_0 \lambda_{g,j} a_{g,0}^j, \mathcal{X}_g^s)_{g \in G}, (v_{j,l}, \mathcal{X}_{j,l}^c)_{l \in \{1, \dots, n\}}), \quad (24)$$

and the Poisson intensity

$$\mu_j = R_0 \sum_{g \in G} \lambda_{g,j} a_{g,0}^j + \sum_{l=1}^n v_{j,l}. \quad (25)$$

Then,

$$\mathcal{X}_j^c := \mathcal{L} \left( \sum_{l=0}^n \sum_{h=1}^{Q_{j,l}} \sum_{i=1}^m X_{i,l,B_{j,l,h},h} \right) = \text{CPoi}(\mu_j, \mathcal{X}_j), \quad j \in \mathcal{J}. \quad (26)$$

The final step is to calculate the discrete mixture distribution

$$\mathcal{L}(\hat{S}) = \text{Convex}((\mathbb{P}[J = j], \mathcal{X}_j^c)_{j \in \mathcal{J}}). \quad (27)$$

## 2.3. Examples for Distributions of the Risk Factors

### 2.3.1. Gamma Distribution

**Remark 15.** As a specific case in Calculation Method 1, fix a risk factor  $l \in \{1, \dots, n\}$  and assume that  $R_l$  has a gamma distribution, so  $R_l \sim \text{Gamma}(\alpha_l, \beta_l)$  with shape parameter  $\alpha_l > 0$  and rate parameter  $\beta_l > 0$ . Define, for  $j \in \mathcal{J}$ ,

$$q_{j,l} = \sum_{g \in G} q_{g,j,l} \quad \text{with} \quad q_{g,j,l} = \frac{\lambda_{g,j} a_{g,l}^j}{\beta_l + \sum_{k \in G} \lambda_{k,j} a_{k,l}^j}. \quad (28)$$

By Lemma A1 (with  $m = 1$  and  $T \equiv 1$  in that framework) and comparison of Equations (15) and (A3), it follows that  $\mathcal{L}(Q_{j,l}) = \text{NegBin}(\alpha_l, q_{j,l})$  for each  $j \in \mathcal{J}$ . According to Lemma A2 (with  $m = 1$  and  $T \equiv 1$  in that framework, see also Definitions A1–A3), we have the representation

$$\text{NegBin}(\alpha_l, q_{j,l}) = \text{CPoi}(-\alpha_l \ln(1 - q_{j,l}), \text{Log}(q_{j,l})). \quad (29)$$

Hence,  $v_{j,l} = -\alpha_l \ln(1 - q_{j,l})$  in Equations (24) and (25) and  $\mathcal{K}_{j,l} = \text{Log}(q_{j,l})$  in Equation (23), which for  $q_{j,l} > 0$  is the Panjer( $q_{j,l}, -q_{j,l}, 1$ )-distribution and makes Panjer's algorithm applicable for the calculation of  $\mathcal{X}_{j,l}^c$ .

### 2.3.2. Generalized Tempered Stable Distribution

We consider another and more general case as usual in the CreditRisk<sup>+</sup> model that has already been considered in Gerhold et al. (2010). We allow one or several of the risk factors to have a  $\tau$ -tempered  $\alpha$ -stable distribution instead of a gamma distribution. This is a very flexible family of distributions and also allows for modelling of heavy tails. Stable distributions are denoted by  $S_\alpha(\sigma, \beta, \mu)$  with  $\alpha \in (0, 2]$ , scale parameter  $\sigma > 0$ , skewness parameter  $\beta \in [-1, 1]$  and shift parameter  $\mu \in \mathbb{R}$ , cf. e.g., (Samorodnitsky and Taqqu 1994, p. 9). If  $\alpha \in (0, 1)$ ,  $\beta = 1$ , and  $\mu = 0$ , then the support of  $S_\alpha(\sigma, \beta, \mu)$  is on the non-negative real line (cf. (Samorodnitsky and Taqqu 1994, p. 15)). We can generalize such a distribution by a change of measure of  $Y \sim S_\alpha(\sigma, 1, 0)$  as in (Gerhold et al. 2010, sct. 5.3) by introducing additionally a tempering parameter  $\tau \geq 0$  and  $r \in \mathbb{N}_0$  and to obtain the distribution function

$$F_{\alpha, \sigma, \tau, r}(y) = \frac{\mathbb{E}[Y^{-r} e^{-\tau Y} 1_{\{Y \leq y\}}]}{\mathbb{E}[Y^{-r} e^{-\tau Y}]}, \quad y \in \mathbb{R}. \quad (30)$$

In case  $r = 0$ , this is a  $\tau$ -tempered  $\alpha$ -stable distribution (cf. (Rosiński 2007, Theorem 4.1)).

In this context, it is interesting to introduce the notation of the extended negative binomial distribution, cf. (Hess et al. 2002, p. 287):

**Definition 4.** Let  $k \in \mathbb{N}$ ,  $0 < p \leq 1$ , and  $\alpha \in (-k, -k + 1)$ . A random variable  $N$  has the extended negative binomial distribution  $\text{ExtNegBin}(\alpha, k, p)$  if  $\mathbb{P}[N = n] = 0$  for  $n \in \{0, 1, \dots, k - 1\}$  and

$$\mathbb{P}[N = n] = \frac{\binom{n+\alpha-1}{n} p^n}{(1-p)^{-\alpha} - \sum_{j=0}^{k-1} \binom{j+\alpha-1}{j} p^j} \quad \text{for } n \in \mathbb{N} \text{ with } n \geq k,$$

where the generalized binomial coefficient is given by

$$\binom{n+\alpha-1}{n} = \prod_{l=1}^n \frac{\alpha+l-1}{l} = (-1)^n \binom{-\alpha}{n}.$$

The probability-generating function of this distribution for the important case  $k = 1$  is given by

$$G_N(z) = \frac{1 - (1-pz)^{-\alpha}}{1 - (1-p)^{-\alpha}} \quad \text{for } z \in \mathbb{C} \text{ with } |z| \leq \frac{1}{p},$$

cf. e.g., (Gerhold et al. 2010, eq. (2.3)) with an adjustment to our notation.

**Remark 16.** As another case in Calculation Method 1, fix a risk factor  $l \in \{1, \dots, n\}$  and assume that  $R_l$  has a  $\tau$ -tempered  $\alpha$ -stable distribution, i.e.,  $R_l \sim F_{\alpha_l, \sigma_l, \tau_l, 0}$ . Then, the distribution of the random variables  $Q_{j,l}$  for  $j \in \mathcal{J}$  in Equation (15) can be written as a compound Poisson distribution and the application of (Gerhold et al. 2010, Lemma 5.10) provides a means of converting this distribution into a random sum with distributions in a Panjer( $a, b, k$ ) class, namely

$$Q_{j,l} \sim \text{CPoi}(\delta_{j,l}, \mathcal{K}_{j,l}), \quad j \in \mathcal{J}$$

where

$$\mathcal{K}_{j,l} = \begin{cases} \text{ExtNegBin}(-\alpha_l, 1, q_{j,l}) & \text{if } q_{j,l} > 0, \\ \delta_0 & \text{if } q_{j,l} = 0, \end{cases}$$

with parameters

$$\delta_{j,l} = \gamma_{\alpha_l, \sigma_l} \left( \left( \tau_l + \sum_{g \in G} \lambda_{g,j} a_{g,l}^j \right)^{\alpha_l} - \tau_l^{\alpha_l} \right), \quad \gamma_{\alpha_l, \sigma_l} = \frac{\sigma_l^{\alpha_l}}{\cos(\alpha_l \pi / 2)} \quad (31)$$

and

$$q_{j,l} = \begin{cases} \frac{\sum_{g \in G} \lambda_{g,j} a_{g,l}^j}{\tau_l + \sum_{g \in G} \lambda_{g,j} a_{g,l}^j} & \text{if } \tau_l + \sum_{g \in G} \lambda_{g,j} a_{g,l}^j > 0, \\ 0 & \text{otherwise.} \end{cases} \quad (32)$$

Then, Panjer's recursion can be applied using (Gerhold et al. 2010, Theorem 4.5 and Algorithm 5.12) to this random sum. Altogether, Calculation Method 1 can be applied.

**Remark 17.** In case the distribution of the risk factors is given in Equation (30) with  $r \in \mathbb{N}$ , it is possible to apply (Gerhold et al. 2010, Algorithm 5.18).

### 3. Dependent Claim Numbers by Continuous Mixtures

In Section 2, we constructed dependence between the group-specific claim cause intensities  $(\Lambda_g)_{g \in G}$  by random non-negative linear combinations of the risk factors  $R_1, \dots, R_n$  and by joint claims within risk groups. Now, we construct dependence between the risk factors by continuous mixture distributions. By choosing  $|\mathcal{J}| = 1$  and  $A$  the identity matrix, we can have this type of dependence directly. We turn one parameter of the distributions of the risk factors into a random variable, and, if it appears in several risk factors, we obtain dependence. As in Section 2, the independence between

the components of the sum  $S$  given in Equation (7) is lost and there is also a need for an alternative to convolutions. Hence, we establish an alternative representation of the claim numbers with equal joint distribution if the claim cause intensities have either a gamma distribution or a  $\tau$ -tempered  $\alpha$ -stable distribution.

### 3.1. Continuous Compounding

In this subsection, we mix the risk factors  $R_1, \dots, R_n$  with random variables  $T_1, \dots, T_n$  that do not themselves have a mixture distribution. We consider a rather general result on mixture distributions to construct dependent claim numbers. As in the previous section, we let the group-specific claim cause intensities be random and non-negatively linearly dependent.

**Theorem 2.** Let Assumption 1 be satisfied. Let  $T_1, \dots, T_n$  be strictly positive random variables. Let  $\alpha_l, \beta_l > 0$  for all  $l \in \{1, \dots, n\}$  and  $\lambda_{g,j} \geq 0$  for all  $g \in G$  and  $j \in \mathcal{J}$ . Then, we define two  $V^m$ -valued random vectors  $S$  and  $M$  as follows:

- (a) Let  $R_1, \dots, R_n$  be random variables with conditional gamma distributions, conditionally independent given  $J, T_1, \dots, T_n$  and let their shape parameters be randomized, i.e., for each  $l \in \{1, \dots, n\}$

$$\mathcal{L}(R_l | J, T_1, \dots, T_n) \stackrel{a.s.}{=} \mathcal{L}(R_l | T_l) \stackrel{a.s.}{=} \text{Gamma}(\alpha_l T_l, \beta_l). \quad (33)$$

Then, let

$$\mathcal{L}(S | J, R_1, \dots, R_n, T_1, \dots, T_n) \stackrel{a.s.}{=} \text{CMPoi}(G, (\lambda_{g,J} \Lambda_g)_{g \in G}, m, \mathcal{X}).$$

- (b) For each  $j \in \mathcal{J}$ , consider random variables  $P_{j,1}, \dots, P_{j,n}$ , which are conditionally independent given  $\{J = j\}, T_1, \dots, T_n$ , such that for each  $l \in \{1, \dots, n\}$

$$\mathcal{L}(P_{j,l} | 1_{\{J=j\}}, T_1, \dots, T_n) \stackrel{a.s.}{=} \mathcal{L}(P_{j,l} | T_l) \stackrel{a.s.}{=} \text{Poisson}(-\alpha_l \ln(1 - q_{j,l}) T_l) \quad (34)$$

with  $q_{j,l}$  given by Equation (28) and a random variable  $P_{j,0}$  independent of  $\{J = j\}, T_1, \dots, T_n, P_{j,1}, \dots, P_{j,n}$  such that

$$\mathcal{L}(P_{j,0}) = \text{Poisson}\left(R_0 \sum_{g \in G} \lambda_{g,j} a_{g,0}^j\right). \quad (35)$$

Let  $\{B_{j,l,h,k}\}_{h,k \in \mathbb{N}}$  with  $l \in \{0, \dots, n\}$  be independent double-indexed sequences independent of  $\{J = j\}, P_{j,0}, \dots, P_{j,n}, T_1, \dots, T_n$ , consisting of i.i.d. random vectors such that for  $l \in \{0, \dots, n\}$

$$\mathbb{P}[B_{j,l,1,1} = g] = p_{g,j,l} \quad \text{for } g \in G, \quad (36)$$

with  $p_{g,j,l}$  as in Theorem 1. Let further  $\{Y_{j,l,h}\}_{h \in \mathbb{N}}$  with  $l \in \{0, \dots, n\}$  be independent sequences, independent of  $\{J = j\}, T_1, \dots, T_n, P_{j,0}, \dots, P_{j,n}$ , consisting of i.i.d. random variables such that

$$\mathcal{L}(Y_{j,l,1}) = \begin{cases} \text{Log}(q_{j,l}) & \text{for } l \in \{1, \dots, n\}, \\ \delta_1 & \text{for } l = 0, \end{cases} \quad (37)$$

cf. Definition A3. Let  $\{X_{l,g,h,k}\}_{h,k \in \mathbb{N}}$  be independent double-indexed sequences for  $l \in \{0, \dots, n\}$  with identical distribution given by  $\mathcal{X}_g$  for  $g \in G$  independent of all previous random variables. Define the random vector  $M$  by

$$M = \sum_{j \in \mathcal{J}} 1_{\{J=j\}} \sum_{l=0}^n \sum_{h=1}^{P_{j,l}} \sum_{k=1}^{Y_{j,l,h}} X_{l,B_{j,l,h,k},h,k}. \quad (38)$$

Then,  $(M, T_1, \dots, T_n)$  and  $(S, T_1, \dots, T_n)$  have the same distribution.

**Remark 18.** We consider the same stochastic representation as in Remark 8 except for the conditional distribution of  $(N_g)_{g \in G}$ , which is given by

$$\mathcal{L}(N_g | J, R_1, \dots, R_n, T_1, \dots, T_n) \stackrel{a.s.}{=} \mathcal{L}(N_g | J, \Lambda_g) \stackrel{a.s.}{=} \text{Poisson}(\lambda_{g,J} \Lambda_g) \quad (39)$$

with  $(\Lambda_g)_{g \in G}$  as in Assumption 1.

**Remark 19.** In setting (b) of Theorem 2, note that by Lemma A2 with  $m = 1$  and  $T \equiv 1$  in that framework

$$\mathcal{L}\left(\sum_{h=1}^{P_{j,l}} Y_{j,l,h} \mid T_l\right) \stackrel{a.s.}{=} \text{NegBin}(\alpha_l T_l, q_{j,l}), \quad j \in \mathcal{J}, \quad l \in \{1, \dots, n\},$$

but the representation (38) is more convenient for Algorithm 2 below.

**Proof.** We apply Remark A1. Fix  $y \in (V^*)^m$ ,  $z \in \mathbb{R}^n$ . Let  $T = (T_1, \dots, T_n)$ . First, we compute the characteristic function at  $(y, z)$  of the distribution of  $(S, T)$ . By an analogous argumentation as in the proof of Lemma 3, we obtain

$$\varphi_{(S,T)}(y, z) = \mathbb{E}\left[e^{i\langle z, T \rangle} \prod_{g \in G} \exp\left(-\lambda_{g,J}(1 - \varphi_{\mathcal{X}_g}(y)) \sum_{l=0}^n R_l a_{g,l}^J\right)\right].$$

Conditioning on  $J, T_1, \dots, T_n$ , using the conditional independence of  $R_1, \dots, R_n$  given  $J, T_1, \dots, T_n$  and using Equation (33) and the Laplace transform of the gamma distribution yields

$$\begin{aligned} \varphi_{(S,T)}(y, z) &= \mathbb{E}\left[e^{i\langle z, T \rangle} \exp\left(-R_0 \sum_{g \in G} \lambda_{g,J} a_{g,0}^J (1 - \varphi_{\mathcal{X}_g}(y))\right) \right. \\ &\quad \left. \times \prod_{l=1}^n \left(\frac{\beta_l}{\beta_l + \sum_{g \in G} \lambda_{g,J} a_{g,l}^J (1 - \varphi_{\mathcal{X}_g}(y))}\right)^{\alpha_l T_l}\right]. \end{aligned} \quad (40)$$

Now, consider the characteristic function at  $(y, z)$  of the distribution of the random vector  $(M, T) = (M_1, \dots, M_m, T_1, \dots, T_n)$ . Using the definition of  $M$  and partitioning  $J$ , we obtain

$$\varphi_{(M,T)}(y, z) = \sum_{j \in \mathcal{J}} \mathbb{E}\left[1_{\{J=j\}} e^{i\langle z, T \rangle} \exp\left(i \sum_{l=0}^n \sum_{h=1}^{P_{j,l}} \sum_{k=1}^{Y_{j,l,h}} \langle y, X_{l,B_{j,l,h,k},h,k} \rangle\right)\right].$$

For each  $j \in \mathcal{J}$ , using the fact that  $\{B_{j,l,h,k}\}_{h,k \in \mathbb{N}}$ ,  $\{Y_{j,l,h}\}_{h \in \mathbb{N}}$ , and  $\{X_{l,g,h,k}\}_{h,k \in \mathbb{N}}$  for  $l \in \{0, \dots, n\}$  are i.i.d., independent, and independent of  $\{J = j\}$ ,  $P_{j,0}, \dots, P_{j,n}$ ,  $T_1, \dots, T_n$  and that  $\{B_{j,l,h,k}\}_{h,k \in \mathbb{N}}$  and  $\{X_{l,g,h,k}\}_{h,k \in \mathbb{N}}$  are independent of  $\{Y_{j,l,h}\}_{h \in \mathbb{N}}$  gives

$$\varphi_{(M,T)}(y, z) = \sum_{j \in \mathcal{J}} \mathbb{E}\left[1_{\{J=j\}} e^{i\langle z, T \rangle} \prod_{l=0}^n \left(\mathbb{E}\left[\mathbb{E}\left[\exp(i\langle y, X_{l,B_{j,l,1,1},1,1} \rangle)\right]\right]^{Y_{j,l,1}}\right)^{P_{j,l}}\right].$$

Conditioning on  $\{J = j\}$ ,  $T_1, \dots, T_n$ , using the conditional independence of  $P_{j,1}, \dots, P_{j,n}$  given  $\{J = j\}$ ,  $T_1, \dots, T_n$ , the independence of  $P_{j,0}$  of  $\{J = j\}$ ,  $P_{j,1}, \dots, P_{j,n}$ ,  $T_1, \dots, T_n$  for each  $j \in \mathcal{J}$ , and using Equations (34) and (35) provides

$$\varphi_{(M,T)}(y, z) = \sum_{j \in \mathcal{J}} \mathbb{E}\left[1_{\{J=j\}} e^{i\langle z, T \rangle} G_{P_{j,0}}(y) \prod_{l=1}^n G_{P_{j,l}}(y)\right]$$

with

$$G_{P_{j,0}}(y) = \exp\left(-R_0(1 - G_{Y_{j,0,1}}(\varphi_{\mathcal{X}_{B_{j,0,1,1}}}(y))) \sum_{g \in G} \lambda_{g,j} a_{g,0}^j\right)$$

and for  $l \in \{1, \dots, n\}$

$$G_{P_{j,l}}(y) = \exp(\alpha_l \ln(1 - q_{j,l}) T_l(1 - G_{Y_{j,l,1}}(\varphi_{\mathcal{X}_{B_{j,l,1,1}}}(y)))),$$

where  $G_{Y_{j,l,1}}$  is the probability-generating function of the distribution of  $Y_{j,l,1}$ . By Equation (36) and the law of total probability, we obtain for  $l \in \{0, \dots, n\}$

$$\varphi_{\mathcal{X}_{B_{j,l,1,1}}}(y) = \sum_{g \in G} p_{g,j,l} \varphi_{\mathcal{X}_g}(y)$$

and by Equation (37) for  $l = 0$

$$G_{P_{j,0}}(y) = \exp\left(-R_0\left(1 - \sum_{k \in G} p_{k,j,0} \varphi_{\mathcal{X}_k}(y)\right) \sum_{g \in G} \lambda_{g,j} a_{g,0}^j\right)$$

and for  $l \in \{1, \dots, n\}$

$$G_{P_{j,l}}(y) = \exp\left(\alpha_l \ln(1 - q_{j,l}) T_l\left(1 - \frac{\ln(1 - q_{j,l} \sum_{g \in G} p_{g,j,l} \varphi_{\mathcal{X}_g}(y))}{\ln(1 - q_{j,l})}\right)\right).$$

In case  $q_{j,l} = 0$  for some  $j, l$  with  $l \in \{1, \dots, n\}$ , it follows that  $\ln(1 - q_{j,l}) = 0$ , and we have

$$\exp(\alpha_l \ln(1 - q_{j,l}) T_l(1 - G_{Y_{j,l,1}}(\varphi_{\mathcal{X}_{B_{j,l,1,1}}}(y)))) = 1.$$

If  $q_{j,0} = 0$ , this implies  $\sum_{g \in G} \lambda_{g,j} a_{g,0}^j = 0$ , and we have

$$\exp\left(-R_0(1 - G_{Y_{j,0,1}}(\varphi_{\mathcal{X}_{B_{j,0,1,1}}}(y))) \sum_{g \in G} \lambda_{g,j} a_{g,0}^j\right) = 1.$$

If  $q_{j,l} > 0$  for  $l \in \{1, \dots, n\}$ , then a simplification yields

$$\begin{aligned} \exp\left(\alpha_l \ln(1 - q_{j,l}) T_l\left(1 - \frac{\ln(1 - q_{j,l} \sum_{g \in G} p_{g,j,l} \varphi_{\mathcal{X}_g}(y))}{\ln(1 - q_{j,l})}\right)\right) \\ = \exp\left(\alpha_l T_l\left(\ln(1 - q_{j,l}) - \ln\left(1 - \sum_{g \in G} p_{g,j,l} \varphi_{\mathcal{X}_g}(y)\right)\right)\right) \end{aligned}$$

and if  $q_{j,0} > 0$ , we observe by Equation (36)

$$\exp\left(-R_0\left(1 - \sum_{k \in G} p_{k,j,0} \varphi_{\mathcal{X}_k}(y)\right) \sum_{g \in G} \lambda_{g,j} a_{g,0}^j\right) = \exp\left(-R_0 \sum_{g \in G} \lambda_{g,j} a_{g,0}^j (1 - \varphi_{\mathcal{X}_g}(y))\right).$$

Altogether, we obtain

$$\begin{aligned} \varphi_{(M,T)}(y, z) = \sum_{j \in \mathcal{J}} \mathbb{E}\left[1_{\{J=j\}} e^{i\langle z, T \rangle} \exp\left(-R_0 \sum_{g \in G} \lambda_{g,j} a_{g,0}^j (1 - \varphi_{\mathcal{X}_g}(y))\right) \right. \\ \left. \times \prod_{l=1}^n \left(\frac{\beta_l}{\beta_l + \sum_{g \in G} \lambda_{g,j} a_{g,l}^j (1 - \varphi_{\mathcal{X}_g}(y))}\right)^{\alpha_l T_l}\right], \end{aligned}$$

which completes the proof.  $\square$

**Remark 20.** If  $T_l$  for  $l \in \{1, \dots, n\}$  has a beta distribution, then the distribution of  $P_{j,l}$  for  $l \in \{1, \dots, n\}$  and  $j \in \mathcal{J}$  is a Poisson-beta distribution, also known as a general Waring distribution. (Hesselager 1996, Theorem 1, Example 3) provides a recursive algorithm for a compound distribution with such a counting distribution. Finally, an  $n$ -fold convolution becomes necessary. In this case,  $T_1, \dots, T_n$  should be independent.

Now, we formulate a similar but different result to Theorem 2. Here, we consider  $\tau$ -tempered  $\alpha$ -stable distributions as distributions for the claim cause intensities.

**Lemma 4.** Let Assumption 1 be satisfied. Let  $T_1, \dots, T_n$  be non-negative random variables and  $T_0$  a non-negative constant and  $\sigma_l > 0$ ,  $\tau_l \geq 0$  and  $\alpha_l \in (0, 1)$  for each  $l \in \{1, \dots, n\}$  and  $\lambda_{g,j} \geq 0$  for each  $g \in G$  and  $j \in \mathcal{J}$ . Then, we define the two  $V^m$ -valued random vectors  $S$  and  $M$  as follows:

- (a) Let  $R_0^*$  be a non-negative constant and let  $R_1^*, \dots, R_n^*$  be random variables with conditional  $\tau$ -tempered  $\alpha$ -stable distributions, conditionally independent given  $J, T_1, \dots, T_n$  and let their parameters be random, i.e., for each  $l \in \{1, \dots, n\}$

$$\mathcal{L}(R_l^* | J, T_1, \dots, T_n) \stackrel{a.s.}{=} \mathcal{L}(R_l^* | T_l) \stackrel{a.s.}{=} F_{\alpha_l, \sigma_l, \tau_l T_l, 0}. \quad (41)$$

Let  $R_l = R_l^* T_l$  for  $l \in \{0, \dots, n\}$ . Then, let

$$\mathcal{L}(S | J, R_1^*, \dots, R_n^*, T_1, \dots, T_n) \stackrel{a.s.}{=} \text{CMPoi}(G, (\lambda_{g,J} \Lambda_g)_{g \in G}, m, \mathcal{X})$$

- (b) For each  $j \in \mathcal{J}$ , consider random variables  $P_{j,1}, \dots, P_{j,n}$  which are conditionally independent given  $\{J = j\}, T_1, \dots, T_n$  such that for each  $l \in \{1, \dots, n\}$

$$\mathcal{L}(P_{j,l} | \{J = j\}, T_1, \dots, T_n) \stackrel{a.s.}{=} \mathcal{L}(P_{j,l} | T_l) \stackrel{a.s.}{=} \text{Poisson}(\delta_{j,l} T_l^{\alpha_l}), \quad (42)$$

where  $\delta_{j,l}$  is given by Equation (31), and for each  $j \in \mathcal{J}$  a random variable  $P_{j,0}$ , which is independent of  $\{J = j\}, T_1, \dots, T_n, P_{j,1}, \dots, P_{j,n}$  such that

$$\mathcal{L}(P_{j,0}) = \text{Poisson}\left(R_0^* T_0 \sum_{g \in G} \lambda_{g,j} a_{g,0}^j\right). \quad (43)$$

Let further  $\{Y_{j,l,h}\}_{h \in \mathbb{N}}$  with  $l \in \{0, \dots, n\}$  be independent sequences independent of  $\{J = j\}, T_1, \dots, T_n, P_{j,0}, \dots, P_{j,n}$ , consisting of i.i.d. random variables such that

$$\mathcal{L}(Y_{j,l,1}) = \begin{cases} \text{ExtNegBin}(-\alpha_l, 1, q_{j,l}) & \text{if } q_{j,l} > 0, \\ \delta_0 & \text{if } q_{j,l} = 0, \end{cases} \quad (44)$$

for  $l \in \{1, \dots, n\}$  where  $q_{j,l}$  is given by Equation (32), and let  $Y_{j,0,1} \sim \delta_1$ . Let  $\{B_{j,l,h,k}\}_{h,k \in \mathbb{N}}$  with  $l \in \{0, \dots, n\}$  be independent double-indexed sequences independent of  $\{(Y_{j,0,h}, \dots, Y_{j,n,h})\}_{h \in \mathbb{N}}$  and  $\{J = j\}, T_1, \dots, T_n, P_{j,0}, \dots, P_{j,n}$  for  $j \in \mathcal{J}$ , consisting of i.i.d. random variables such that

$$\mathbb{P}[B_{j,l,1,1} = g] = p_{g,j,l} \quad \text{for } g \in G, \quad (45)$$

with  $p_{g,j,l} \in [0, 1]$  and  $\sum_{g \in G} p_{g,j,l} = 1$  satisfies  $p_{g,j,l} \sum_{k \in G} \lambda_{k,j} a_{k,l}^j = \lambda_{g,j} a_{g,l}^j$ . Let  $\{X_{l,g,h,k}\}_{h,k \in \mathbb{N}}$  be independent double-indexed sequences for  $l \in \{0, \dots, n\}$  with identical distribution given by  $\mathcal{X}_g$  for  $g \in G$  independent of all previous random variables. Define the random vector  $M$  by

$$M = \sum_{j \in \mathcal{J}} 1_{\{J=j\}} \sum_{l=0}^n \sum_{h=1}^{P_{j,l}} \sum_{k=1}^{Y_{j,l,h}} X_{l,B_{j,l,h,k},h,k}.$$

Then,  $(M, T_1, \dots, T_n)$  and  $(S, T_1, \dots, T_n)$  have the same distribution.

**Remark 21.** We consider the same stochastic representation as in Remark 8 except for the conditional distribution of  $(N_g)_{g \in G}$ , which is given by

$$\mathcal{L}(N_g | J, R_1^*, \dots, R_n^*, T_1, \dots, T_n) \stackrel{a.s.}{=} \mathcal{L}(N_g | J, \Lambda_g) \stackrel{a.s.}{=} \text{Poisson}(\lambda_{g,J} \Lambda_g) \quad (46)$$

with  $(\Lambda_g)_{g \in G}$  as in Assumption 1.

**Proof.** We apply Remark A1. Fix  $y \in (V^*)^m$ ,  $z \in \mathbb{R}^n$ . Let  $T = (T_1, \dots, T_n)$ . First, we compute the characteristic function at  $(y, z)$  of the distribution of  $(S, T)$ . By an analogous argumentation as in the proof of Lemma 3, we obtain

$$\varphi_{(S,T)}(y, z) = \mathbb{E} \left[ e^{i\langle z, T \rangle} \prod_{g \in G} \exp \left( -\lambda_{g,J} (1 - \varphi_{\mathcal{X}_g}(y)) \sum_{l=0}^n R_l^* T_l a_{g,l}^J \right) \right].$$

Conditioning on  $J, T_1, \dots, T_n$ , using the conditional independence of  $R_1^*, \dots, R_n^*$  given  $J, T_1, \dots, T_n$  and Equation (41) (and hence (Gerhold et al. 2010, eq. (5.25))) provides

$$\begin{aligned} \varphi_{(S,T)}(y, z) &= \mathbb{E} \left[ e^{i\langle z, T \rangle} \exp \left( -R_0^* T_0 \sum_{g \in G} \lambda_{g,J} a_{g,0}^J (1 - \varphi_{\mathcal{X}_g}(y)) \right) \right. \\ &\quad \left. \times \prod_{l=1}^n \exp \left( -\gamma_{\alpha_l, \sigma_l} \left( T_l^{\alpha_l} \left( \tau_l + \sum_{g \in G} \lambda_{g,J} a_{g,l}^J (1 - \varphi_{\mathcal{X}_g}(y)) \right)^{\alpha_l} - (T_l \tau_l)^{\alpha_l} \right) \right) \right]. \end{aligned}$$

Now consider the characteristic function at  $(y, z)$  of the distribution of the random vector  $(M, T) = (M_1, \dots, M_m, T_1, \dots, T_n)$ . Using the definition of  $M$  and partitioning  $J$  yields

$$\varphi_{(M,T)}(y, z) = \sum_{j \in \mathcal{J}} \mathbb{E} \left[ 1_{\{J=j\}} e^{i\langle z, T \rangle} \exp \left( i \sum_{l=0}^n \sum_{h=1}^{P_{j,l}} \sum_{k=1}^{Y_{j,l,h}} \langle y, X_{l,B_{j,l,h,k},h,k} \rangle \right) \right].$$

For each  $j \in \mathcal{J}$ , using that  $\{Y_{j,l,h}\}_{h \in \mathbb{N}}$ ,  $\{B_{j,l,h,k}\}_{h,k \in \mathbb{N}}$ , and  $\{X_{l,g,h,k}\}_{h,k \in \mathbb{N}}$  are i.i.d. and independent of the random variables  $(P_{j,0}, \dots, P_{j,n})$  and  $l \in \{0, \dots, n\}$  and that  $\{Y_{j,l,h}\}_{h \in \mathbb{N}}$  are independent of  $\{B_{j,l,h,k}\}_{h,k \in \mathbb{N}}$  and  $\{X_{l,g,h,k}\}_{h,k \in \mathbb{N}}$ , we observe

$$\varphi_{(M,T)}(y, z) = \sum_{j \in \mathcal{J}} \mathbb{E} \left[ 1_{\{J=j\}} e^{i\langle z, T \rangle} \prod_{l=0}^n \left( \mathbb{E} \left[ \left( \mathbb{E} \left[ \exp(i\langle y, X_{l,B_{j,l,1,1},1,1} \rangle) \right] \right)^{Y_{j,l,1}} \right] \right)^{P_{j,l}} \right].$$

By Equation (45) and due to the law of total probability, we obtain

$$\varphi_{(M,T)}(y, z) = \sum_{j \in \mathcal{J}} \mathbb{E} \left[ 1_{\{J=j\}} e^{i\langle z, T \rangle} \prod_{l=0}^n \left( \mathbb{E} \left[ \left( \sum_{g \in G} p_{g,j,l} \varphi_{\mathcal{X}_g}(y) \right)^{Y_{j,l,1}} \right] \right)^{P_{j,l}} \right].$$

Conditioning on  $\{J = j\}, T_1, \dots, T_n$ , using the conditional independence of the random variables  $P_{j,1}, \dots, P_{j,n}$  given  $\{J = j\}, T_1, \dots, T_n$  and the independence of  $P_{j,0}$  of  $\{J = j\}, T_1, \dots, T_n$  for each  $j \in \mathcal{J}$  and using Equations (42) and (43) yields

$$\varphi_{(M,T)}(y, z) = \sum_{j \in \mathcal{J}} \mathbb{E} \left[ 1_{\{J=j\}} e^{i\langle z, T \rangle} G_{P_{j,0}}(y) \prod_{l=1}^n G_{P_{j,l}}(y) \right]$$

with

$$G_{P_{j,0}}(y) = \exp \left( -R_0^* T_0 \sum_{g \in G} \lambda_{g,j} a_{g,0}^J (1 - \varphi_{\mathcal{X}_g}(y)) \right),$$

where we have used already Equation (44) for  $l = 0$  and simplified the term, and for  $l \in \{1, \dots, n\}$

$$G_{P_{j,l}}(y) = \exp\left(-\delta_{j,l} T_l^{\alpha_l} \left(1 - G_{Y_{j,l,1}}\left(\sum_{g \in G} p_{g,j,l} \varphi_{\mathcal{X}_g}(y)\right)\right)\right),$$

where  $G_{Y_{j,l,1}}$  denotes the probability-generating function of the distribution of  $Y_{j,l,1}$ . If  $q_{j,l} = 0$  for some  $j, l$ , then, by Equation (44),  $G_{Y_{j,l,1}}(z) = 1$  and hence

$$\exp\left(-\delta_{j,l} T_l^{\alpha_l} \left(1 - G_{Y_{j,l,1}}\left(\sum_{g \in G} p_{g,j,l} \varphi_{\mathcal{X}_g}(y)\right)\right)\right) = 1.$$

If  $q_{j,l} > 0$ , by Equation (44) and  $q_{j,l} \sum_{g \in G} p_{g,j,l} \varphi_{\mathcal{X}_g}(y) = \frac{\sum_{g \in G} \lambda_{g,j} a_{g,l}^j \varphi_{\mathcal{X}_g}(y)}{\tau_l + \sum_{g \in G} \lambda_{g,j} a_{g,l}^j}$ , we have

$$\begin{aligned} \exp\left(-\delta_{j,l} T_l^{\alpha_l} \left(\frac{1 - \left(\frac{\tau_l}{\tau_l + \sum_{g \in G} \lambda_{g,j} a_{g,l}^j}\right)^{\alpha_l} - 1 + \left(1 - \frac{\sum_{g \in G} \lambda_{g,j} a_{g,l}^j \varphi_{\mathcal{X}_g}(y)}{\tau_l + \sum_{g \in G} \lambda_{g,j} a_{g,l}^j}\right)^{\alpha_l}}{1 - \left(\frac{\tau_l}{\tau_l + \sum_{g \in G} \lambda_{g,j} a_{g,l}^j}\right)^{\alpha_l}}\right)\right) \\ = \exp\left(-\gamma_{\alpha_l, \sigma_l} T_l^{\alpha_l} \left(\left(\tau_l + \sum_{g \in G} \lambda_{g,j} a_{g,l}^j\right)^{\alpha_l} - \tau_l^{\alpha_l}\right) \times \frac{-\tau_l^{\alpha_l} + (\tau_l + \sum_{g \in G} \lambda_{g,j} a_{g,l}^j (1 - \varphi_{\mathcal{X}_g}(y)))^{\alpha_l}}{(\tau_l + \sum_{g \in G} \lambda_{g,j} a_{g,l}^j)^{\alpha_l} - \tau_l^{\alpha_l}}\right), \end{aligned}$$

hence, since  $q_{j,l} = 0$  implies  $\sum_{g \in G} \lambda_{g,j} a_{g,l}^j = 0$ ,

$$\begin{aligned} \varphi_{(M,T)}(y, z) = \sum_{j \in \mathcal{J}} \mathbb{E} \left[ 1_{\{J=j\}} e^{i\langle z, T \rangle} \exp\left(-R_0^* T_0 \sum_{g \in G} \lambda_{g,j} a_{g,0}^j (1 - \varphi_{\mathcal{X}_g}(y))\right) \right. \\ \left. \times \prod_{l=0}^n \exp\left(-\gamma_{\alpha_l, \sigma_l} T_l^{\alpha_l} \left(\left(\tau_l + \sum_{g \in G} \lambda_{g,j} a_{g,l}^j (1 - \varphi_{\mathcal{X}_g}(y))\right)^{\alpha_l} - \tau_l^{\alpha_l}\right)\right) \right]. \end{aligned}$$

□

Unfortunately, due to the parameter  $\alpha_l \in (0, 1)$  for  $l \in \{1, \dots, n\}$ , it is not possible to choose, as before, the random variables  $T_l$  with a gamma distribution or a  $\tau$ -tempered  $\alpha$ -stable distribution. By (Steutel and van Harn 2004, Example VI.12.8),  $T_l^{\alpha_l}$  is not even infinitely divisible if  $T_l$  is gamma-distributed. It is only known that powers of  $\tau$ -tempered  $\alpha$ -stable distributed random variables  $T_l^{\alpha_l}$  (then the distribution of  $T_l$  is by (Steutel and van Harn 2004, Proposition VI.5.7) and (Steutel and van Harn 2004, Proposition VI.5.26) a generalized gamma convolution) are infinitely divisible if  $\alpha_l > 1$ , cf. (Steutel and van Harn 2004, Theorem VI.5.18) and (Steutel and van Harn 2004, Proposition VI.5.19(i)). If  $\alpha_l \in (0, 1)$ , then  $T_l^{\alpha_l}$  is only infinitely divisible if the corresponding characteristic function has no zeros (cf. (Lukacs 1970, Theorem 8.4.1)). Hence, we need to assume that  $T_l^{\alpha_l}$  has a gamma distribution or a  $\tau$ -tempered  $\alpha$ -stable distribution.

### 3.2. Evaluation of the Loss Distribution

In a constellation such as in Theorem 2, the evaluation of the distribution of the random sum  $S$  is an adaptation of the algorithm in (Gerhold et al. 2010, sct. 5.5) under certain assumptions and slightly different from the other dependence scenario.

**Calculation Method 2.** Consider the setting of Theorem 2. In addition, assume that the random variables  $T_1, \dots, T_n$  are independent. Furthermore, similar to the approach of (Giese 2004, sct. 10.2), assume that

$T_l \sim \text{Gamma}(\sigma_l, \nu_l)$  with shape parameter  $\sigma_l > 0$  and rate parameter  $\nu_l > 0$  for every  $l \in \{1, \dots, n\}$ . We apply Theorem 2 and obtain for the total loss  $\hat{S} = S_1 + \dots + S_m$  given as in Equation (7):

$$\hat{S} = \sum_{i=1}^m \sum_{g \in G} \sum_{h=1}^{N_g} X_{i,g,h} \stackrel{d}{=} \sum_{j \in \mathcal{J}} 1_{\{J=j\}} \sum_{l=0}^n \sum_{h=1}^{P_{j,l}} \sum_{k=1}^{Y_{j,l,h}} \sum_{i=1}^m X_{i,l,B_{j,l,h,k},h,k}, \quad (47)$$

where  $\{(X_{1,g,h}, \dots, X_{m,g,h})\}_{h \in \mathbb{N}}$  with  $g \in G$  and  $\{(X_{1,l,g,h,k}, \dots, X_{m,l,g,h,k})\}_{h,k \in \mathbb{N}}$  with  $g \in G$  and  $i \in \{1, \dots, m\}$  are independent sequences of i.i.d.  $V^m$ -valued random vectors with corresponding distribution  $\mathcal{X}_g$ . To calculate the distribution of the right-hand side of Equation (47), first define the group loss distribution  $\mathcal{X}_g^s$  by Equation (21) and then the discrete mixture distributions  $\mathcal{X}_{j,l}$  by the right-hand side of Equation (22) for each  $j \in \mathcal{J}$  and  $l \in \{0, \dots, n\}$ .

In contrast to Calculation Method 1, the next step is to compute, for each  $j \in \mathcal{J}$ , the compound logarithmic distribution

$$\mathcal{X}_{j,l}^{\text{cl}} = \mathcal{L} \left( \sum_{k=1}^{Y_{j,l,1}} \sum_{i=1}^m X_{i,l,B_{j,l,1,k},1,k} \right) = \begin{cases} \text{CLog}(q_{j,l}, \mathcal{X}_{j,l}) & \text{for } l \in \{1, \dots, n\}, \\ \mathcal{X}_{j,l} & \text{for } l = 0. \end{cases}$$

If the support of  $\mathcal{X}_{j,l}$  is contained in  $\mathbb{N}_0^d$ , then Panjer's algorithm is applicable and numerically stable because  $\text{Log}(q_{j,l}) = \text{Panjer}(q_{j,l}, -q_{j,l}, 1)$  for the case  $q_{j,l} > 0$ .

Let

$$s_{j,l} = \frac{-\alpha_l \ln(1 - q_{j,l})}{\nu_l - \alpha_l \ln(1 - q_{j,l})}, \quad j \in \mathcal{J}, l \in \{1, \dots, n\}.$$

Since  $T_1, \dots, T_n$  have gamma distributions, it follows from Lemma A1 (with  $m = 1$  and  $T \equiv 1$  in that framework) that

$$\mathcal{L}(P_{j,l}) = \text{NegBin}(\sigma_l, s_{j,l}), \quad j \in \mathcal{J}, l \in \{1, \dots, n\}.$$

According to Lemma A2 (with  $m = 1$  and  $T \equiv 1$  in that framework), cf. Equation (29),

$$P_{j,l} \sim \text{CPoi}(\nu_{j,l}, \mathcal{K}_{j,l}) \quad \text{with} \quad \nu_{j,l} = -\sigma_l \ln(1 - s_{j,l}) \quad \text{and} \quad \mathcal{K}_{j,l} = \text{Log}(s_{j,l}).$$

Hence, we can proceed as in Calculation Method 1, where we have to replace Equation (23) by

$$\mathcal{X}_{j,l}^c = \text{CLog}(s_{j,l}, \mathcal{X}_{j,l}^{\text{cl}}), \quad j \in \mathcal{J}, l \in \{1, \dots, n\},$$

and then use Equations (24)–(27).

**Remark 22.** It should be pointed out that the random variables  $T_1, \dots, T_n$  need not be independent. This is crucial for the construction of dependence. For instance, we could let  $\tilde{T}_1, \dots, \tilde{T}_p$  be independent random variables and  $\tilde{T}_0$  a non-negative constant. Define another random matrix  $B_K = \sum_{k \in \mathcal{K}} 1_{\{K=k\}} B_k$  with  $\mathcal{K} \neq \emptyset$  an arbitrary finite set and  $B_k \in [0, \infty)^{n \times (p+1)}$  for  $k \in \mathcal{K}$  and  $K$  a  $\mathcal{K}$ -valued random variable. Then, let  $(T_1, \dots, T_n)^\top = B_K(\tilde{T}_0, \dots, \tilde{T}_p)^\top$ . Then, an application of Theorem 1 should be inserted because  $P_{j,0}, \dots, P_{j,n}$  are not independent.

**Remark 23.** The algorithms do not only work this way if  $R_1, \dots, R_n$  and  $T_1, \dots, T_n$ , respectively, are gamma-distributed. They also work if  $R_1, \dots, R_n$  or  $T_1, \dots, T_n$  have a  $\tau$ -tempered  $\alpha$ -stable distribution. By an application of (Gerhold et al. 2010, Lemma 5.10), the severity distribution of the corresponding compound Poisson distribution of  $\text{CPoi}(\delta_{j,l}, \mathcal{K}_{j,l})$  with parameters given in 16 is an extended negative binomial distribution. Thus, apply (Gerhold et al. 2010, Algorithm 5.12). A special case of this class of distributions is e.g., the inverse Gaussian distribution, which has also been described in (Sundt and Vernic 2009, p. 91). (Gerhold et al. 2010, Example 5.21) also present how to evaluate such a distribution.

**Remark 24.** Using the convex combination for the evaluation of the portfolio distribution provides a claim size with a logarithmic distribution that might require high computational effort in the evaluation of Panjer's

recursion. This convex combination also requires a high computational effort in the evaluation of Panjer's recursion with the Poisson distribution. However, this approach is preferable since the evaluation of Panjer's recursion for a negative binomial distribution followed by several convolutions clearly demands more resources.

#### 4. Numerical Illustration

In this section, we give examples of the impacts of different dependence structures in our model on the distribution of the portfolio loss. More precisely, this means we consider the impacts of different correlations. We will see that, given certain constraints originating from the extended CreditRisk<sup>+</sup> model, the resulting distributions differ significantly.

##### 4.1. Dependence Modelling with Two Gamma-Distributed Risk Factors

We give an example of the application of Calculation Method 1 that implements the dependence structures given in Theorem 1. We consider four cases of dependence structures, and we use the following assumptions and parameters: in each case, we consider two independent and gamma-distributed risk factors, i.e.,  $R_i \sim \text{Gamma}(\alpha_i, \beta_i)$  with  $\alpha_i, \beta_i > 0$ , hence  $\mathbb{E}[R_i] = \alpha_i / \beta_i$  and  $\text{Var}(R_i) = \alpha_i / \beta_i^2$  for  $i = 1, 2$ . We consider two lines of business, meaning that  $G = \{\{1\}, \{2\}\}$ , and we simplify notation by writing  $g = 1$  and  $g = 2$  instead of  $g = \{1\}$  and  $g = \{2\}$ . A further constraint of our example is that the claim cause intensities satisfy  $\mathbb{E}[\Lambda_i] = \mathbb{E}[R_i]$  for  $i = 1, 2$  in each case of correlation. In each of these four cases, the distribution of the random sum  $\hat{S}$  from Equation (20) can be determined explicitly by computing the characteristic functions.

- (a) Positively correlated claim cause intensities: Take  $|\mathcal{J}| = 1$ , omit the index  $j$ , let  $\lambda_1, \lambda_2 \geq 0$ , take any  $a \in [0, 1]$ , and define

$$A = \begin{pmatrix} 0 & 1 & 0 \\ 0 & \tilde{a} & 1 - a \end{pmatrix} \quad \text{with} \quad \tilde{a} = a \frac{\mathbb{E}[R_2]}{\mathbb{E}[R_1]} = a \frac{\alpha_2 \beta_1}{\alpha_1 \beta_2}.$$

By Equation (17),

$$\text{Var}(\Lambda_1) = \text{Var}(R_1), \quad \text{Var}(\Lambda_2) = \tilde{a}^2 \text{Var}(R_1) + (1 - a)^2 \text{Var}(R_2), \quad (48)$$

and  $\text{cov}(\Lambda_1, \Lambda_2) = \tilde{a} \text{Var}(R_1)$ . Hence, depending on  $a \in [0, 1]$ , the correlation

$$\text{corr}(\Lambda_1, \Lambda_2) = \frac{\tilde{a} \sqrt{\text{Var}(R_1)}}{\sqrt{\tilde{a}^2 \text{Var}(R_1) + (1 - a)^2 \text{Var}(R_2)}} \quad (49)$$

can take every value in  $[0, 1]$ . Similar to Equation (11) using Equation (21), we obtain for every  $y \in V^*$

$$\begin{aligned} \varphi_{\hat{S}}(y) &= \mathbb{E}[\exp(-\lambda_1 R_1 (1 - \varphi_{\mathcal{X}_1^s}(y)) - \tilde{a} \lambda_2 R_1 (1 - \varphi_{\mathcal{X}_2^s}(y)))] \\ &\quad \times \mathbb{E}[\exp(-(1 - a) \lambda_2 R_2 (1 - \varphi_{\mathcal{X}_2^s}(y)))] \\ &= \left( \frac{\beta_1}{\beta_1 + (\lambda_1 + \tilde{a} \lambda_2)(1 - \varphi_{\mathcal{X}_1^s}(y))} \right)^{\alpha_1} \left( \frac{\beta_2}{\beta_2 + (1 - a) \lambda_2 (1 - \varphi_{\mathcal{X}_2^s}(y))} \right)^{\alpha_2} \end{aligned}$$

with claim size distribution  $\mathcal{X}'_1 := \text{Convex}((\lambda_1, \mathcal{X}_1^s), (\tilde{a} \lambda_2, \mathcal{X}_2^s))$ , see Definition 3. Using Definition A1(d) and Equation (A2), we see that  $\mathcal{L}(\hat{S})$  is the convolution of the two compound negative binomial distributions

$$\text{CNegBin}\left(\alpha_1, \frac{\lambda_1 + \tilde{a} \lambda_2}{\beta_1 + \lambda_1 + \tilde{a} \lambda_2}, \mathcal{X}'_1\right) \quad \text{and} \quad \text{CNegBin}\left(\alpha_2, \frac{(1 - a) \lambda_2}{\beta_2 + (1 - a) \lambda_2}, \mathcal{X}_2^s\right).$$

- (b) Independent claim cause intensities: Take  $a = 0$  in Case (a), hence  $\mathcal{X}'_1 = \mathcal{X}_1$ .

- (c) Comonotone claim cause intensities: Take  $a = 1$  in Case (a). Then, the convolution is not necessary and  $\mathcal{L}(\hat{S})$  is a compound negative binomial distribution.
- (d) Negatively correlated claim cause intensities (cf. Example 1): We choose two dependence scenarios, i.e.,  $\mathcal{J} = \{1, 2\}$ , and let  $J$  be a random variable independent of  $(R_1, R_2)$  such that  $p_1 := \mathbb{P}[J = 1] \in (0, 1)$  and  $p_2 = \mathbb{P}[J = 2] = 1 - p_1$ . Let  $\lambda_{i,j} \geq 0$  for  $i, j = 1, 2$ . With  $b, c \geq 0$  define  $c_i := c \mathbb{E}[R_i]$  for  $i = 1, 2$  as well as

$$A_1 = \begin{pmatrix} 0 & b & 0 \\ c_2 & 0 & 0 \end{pmatrix} \quad \text{and} \quad A_2 = \begin{pmatrix} c_1 & 0 & 0 \\ 0 & 0 & b \end{pmatrix}. \quad (50)$$

Similar to Equation (11) using Equation (21), we observe that for every  $y \in V^*$

$$\begin{aligned} \varphi_{\hat{S}}(y) &= p_1 \mathbb{E}[\exp(-c_2 \lambda_{2,1} R_0 (1 - \varphi_{\mathcal{X}_2^s}(y)) - b \lambda_{1,1} R_1 (1 - \varphi_{\mathcal{X}_1^s}(y)))] \\ &\quad + p_2 \mathbb{E}[\exp(-c_1 \lambda_{1,2} R_0 (1 - \varphi_{\mathcal{X}_1^s}(y)) - b \lambda_{2,2} R_2 (1 - \varphi_{\mathcal{X}_2^s}(y)))] \\ &= p_1 \exp(-c_2 \lambda_{2,1} R_0 (1 - \varphi_{\mathcal{X}_2^s}(y))) \left( \frac{\beta_1}{\beta_1 + b \lambda_{1,1} (1 - \varphi_{\mathcal{X}_1^s}(y))} \right)^{\alpha_1} \\ &\quad + p_2 \exp(-c_1 \lambda_{1,2} R_0 (1 - \varphi_{\mathcal{X}_1^s}(y))) \left( \frac{\beta_2}{\beta_2 + b \lambda_{2,2} (1 - \varphi_{\mathcal{X}_2^s}(y))} \right)^{\alpha_2}. \end{aligned}$$

Hence,  $\mathcal{L}(\hat{S})$  is a mixture of

$$\text{CPoi}(c_2 \lambda_{2,1} R_0, \mathcal{X}_2^s) * \text{CNegBin}\left(\alpha_1, \frac{b \lambda_{1,1}}{\beta_1 + b \lambda_{1,1}}, \mathcal{X}_1^s\right)$$

and

$$\text{CPoi}(c_1 \lambda_{1,2} R_0, \mathcal{X}_1^s) * \text{CNegBin}\left(\alpha_2, \frac{b \lambda_{2,2}}{\beta_2 + b \lambda_{2,2}}, \mathcal{X}_2^s\right),$$

each of which is a convolution of a compound Poisson distribution with a compound negative binomial distributions. Note that, for  $i = 1, 2$

$$\begin{aligned} \Lambda_i &= c R_0 \mathbb{E}[R_i] + 1_{\{J=i\}} (b R_i - c R_0 \mathbb{E}[R_i]), \\ \mathbb{E}[\Lambda_i | J] &= (c R_0 + 1_{\{J=i\}} (b - c R_0)) \mathbb{E}[R_i], \\ \mathbb{E}[\Lambda_i] &= (c R_0 (1 - p_i) + b p_i) \mathbb{E}[R_i], \\ \text{cov}(\Lambda_i, \Lambda_j | J) &= b^2 \text{cov}(R_i, R_j) 1_{\{J=i\}} 1_{\{J=j\}}, \\ \text{cov}(\Lambda_i, \Lambda_j) &= \mathbb{E}[\text{cov}(\Lambda_i, \Lambda_j | J)] + \text{cov}(\mathbb{E}[\Lambda_i | J], \mathbb{E}[\Lambda_j | J]), \end{aligned} \quad (51)$$

hence

$$\text{Var}(\Lambda_i) = b^2 p_i \text{Var}(R_i) + p_1 p_2 (b - c R_0)^2 (\mathbb{E}[R_i])^2, \quad (52)$$

$$\text{cov}(\Lambda_1, \Lambda_2) = -p_1 p_2 (b - c R_0)^2 \mathbb{E}[R_1] \mathbb{E}[R_2], \quad (53)$$

where the last two equations can also be derived from Equation (17). To get  $c R_0 (1 - p_i) + b p_i = 1$  for  $i = 1, 2$  such that  $\Lambda_1$  and  $\Lambda_2$  according to Equation (51) have the same expectations as in the previous cases, we can take any  $b \in [0, 2]$  and  $R_0 > 0$  and define  $p_1 = p_2 = 1/2$  and  $c = (2 - b)/R_0$ , or we can take any  $R_0 > 0$  and  $p_1 \in (0, 1)$  and define  $b = 1$ ,  $p_2 = 1 - p_1$  and  $c = 1/R_0$ .

**Remark 25.** In the case of independent, identically gamma-distributed risk factors  $R_1$  and  $R_2$ , meaning that  $\alpha_1 = \alpha_2$ ,  $\beta_1 = \beta_2$  (we will drop these indices), we can not only have the same expectation but also the same

variance of  $\Lambda_1$  and  $\Lambda_2$  in Cases (b), (c) and (d): Due to Equation (48),  $\text{Var}(\Lambda_i) = \alpha/\beta^2$  in Cases (b) and (c). Due to Equation (52) with the choice  $b \in (0, 2)$ ,  $p_1 = p_2 = 1/2$  and  $R_0 c = 2 - b$  as discussed above,

$$\text{Var}(\Lambda_i) = \frac{\alpha}{2\beta^2}(b^2 + 2\alpha(b-1)^2), \quad i \in \{1, 2\},$$

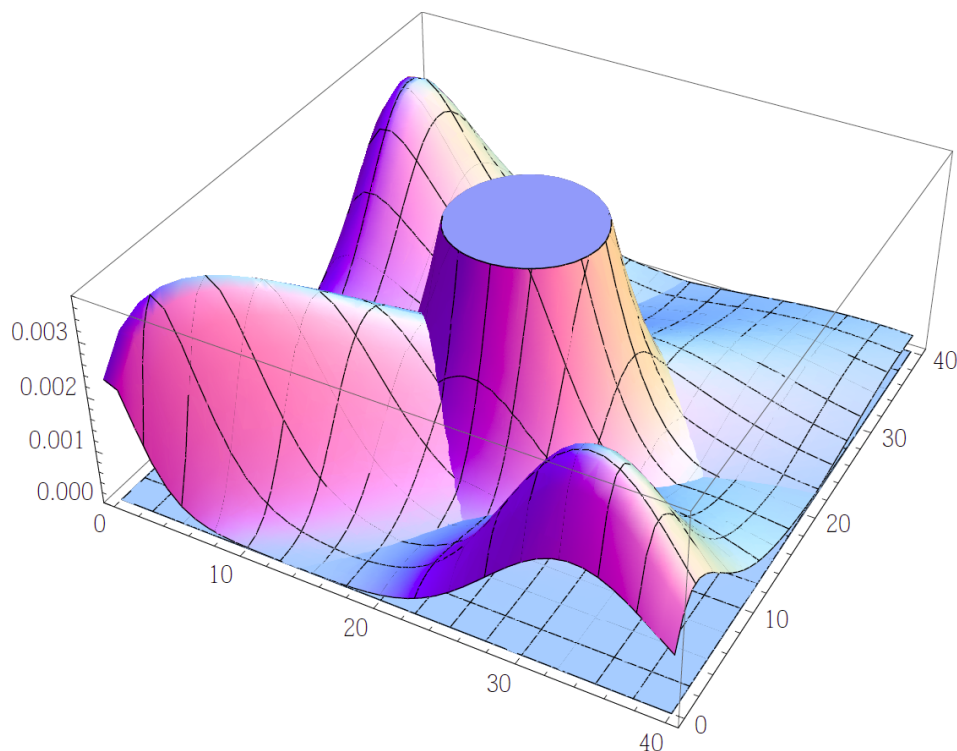
in Case (d). The quadratic equation  $b^2 + 2\alpha(b-1)^2 = 2$  has the solutions

$$b_{\pm} = \frac{2\alpha \pm \sqrt{2+2\alpha}}{1+2\alpha}.$$

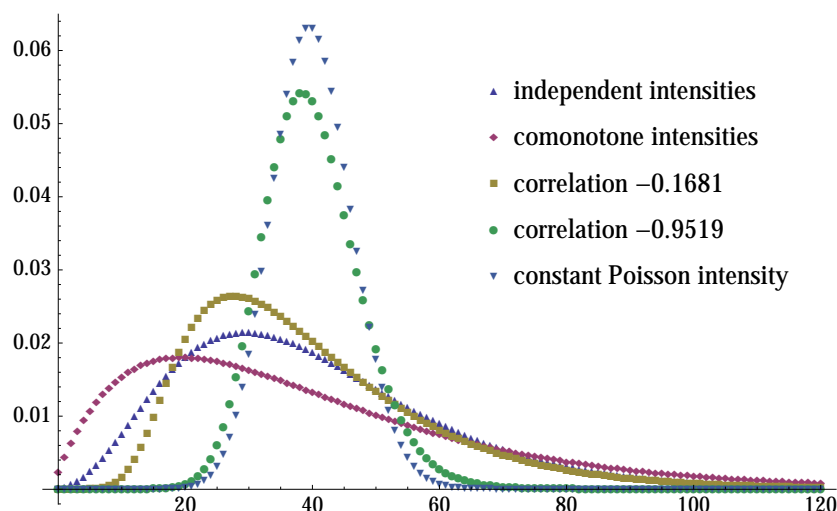
If  $\alpha \in (0, 1)$ , then  $b_- < 0$  and the solution cannot be used. If  $\alpha \geq 1$ , then  $b_- \in [0, 1)$ . However,  $b_+ \in (0, 2)$  for all  $\alpha > 0$ , hence  $b_+$  always works. Thus, given  $\alpha, R_0 > 0$ , one or two choices for the matrices  $A_1$  and  $A_2$  in Equation (50) are determined.

For the numerical example in the setting of Remark 25, see Figures 1 and 2, we specify the remaining parameters as follows: we choose the risk factors such that  $\mathbb{E}[R_1] = \mathbb{E}[R_2] = 1$  and  $\text{Var}(R_1) = \text{Var}(R_2) = 1/2$ , e.g.,  $\alpha = \beta = 2$ . In addition, we take  $R_0 = 1$ . Thus, the two sets of parameters for the matrices  $A_1$  and  $A_2$  in Equation (50) are given by

$$b_{\pm} = \frac{4 \pm \sqrt{6}}{5} \quad \text{and} \quad c_{\pm} = 2 - b_{\pm} = \frac{6 \mp \sqrt{6}}{5}. \quad (54)$$



**Figure 1.** Highly smoothed probability mass functions of the  $\mathbb{N}_0^2$ -valued portfolio loss  $\hat{S}$  corresponding to Figure 2 for the Poisson case (central truncated graph), the comonotone case (with a hump along the diagonal) and the case of  $\text{corr}(\Lambda_1, \Lambda_2) \approx -0.9519$  (two symmetric humps near the corners). We take  $V = \mathbb{R}^2$ . The (group) claim sizes equal  $(1, 0)$  and  $(0, 1)$  in these cases, i.e.,  $\mathcal{X}_1^s = \delta_{(1,0)}$  and  $\mathcal{X}_2^s = \delta_{(0,1)}$ .



**Figure 2.** Probability mass functions of the  $\mathbb{N}_0$ -valued portfolio loss  $\hat{S}$  for different dependence structures for the two claim cause intensities  $\Lambda_1$  and  $\Lambda_2$  satisfying  $\mathbb{E}[\Lambda_1] = \mathbb{E}[\Lambda_2] = 1$  and  $\text{Var}(\Lambda_1) = \text{Var}(\Lambda_2) = 1/2$  as discussed in Section 4.1. We take  $V = \mathbb{R}$ . The claim size equals 1 in all cases, i.e.,  $\mathcal{X}_1^s = \mathcal{X}_2^s = \delta_1$ . For comparison, also the case  $\Lambda_1 = \Lambda_2 \equiv 1$ , yielding a Poisson distribution with expectation 40, is shown.

As a sanity check, Equation (48) for  $\tilde{a} = a \in \{0, 1\}$  as well as Equation (52) for the above parameter sets give  $\text{Var}(\Lambda_i) = 1/2$  for  $i = 1, 2$ . Equation (49) for  $a \in \{0, 1\}$  gives  $\text{corr}(\Lambda_1, \Lambda_2) = a$ , and by Equations (52) and (53) for the above parameters,

$$\text{corr}(\Lambda_1, \Lambda_2) = -\frac{14 \mp 4\sqrt{6}}{25} \approx \begin{cases} -0.1681 & \text{for } b_+ \approx 1.2899, \\ -0.9519 & \text{for } b_- \approx 0.3101. \end{cases} \quad (55)$$

As Poisson parameters for Figures 1 and 2, we choose  $\lambda_i = \lambda_{i,j} = 20$  for  $i, j = 1, 2$ ; for the distribution of the (group) claim sizes, cf. Equation (21), we take  $\mathcal{X}_1^s = \delta_{(1,0)}$  and  $\mathcal{X}_2^s = \delta_{(0,1)}$  in Figure 1, and  $\mathcal{X}_1^s = \mathcal{X}_2^s = \delta_1$  in Figure 2.

An application of Theorem 1 gives us an equivalent representation such that we can apply Algorithm 1. For a better comparison, we put the probability mass functions into one graph, see Figure 2 with the first 120 values. We see interesting differences between the probability mass functions. Taking the probability mass function with independent claim cause intensities as an initial point of comparison, we observe that the probability mass function for negatively correlated claim cause intensities is a bit less, and, much less, respectively, light-tailed with a (much) taller maximum, whereas the probability mass function for comonotone, i.e., positively correlated claim cause intensities has a mass with a smaller maximum. We also observe that the probability mass function for the claim cause intensities with positive correlation has a heavier tail than the other probability mass functions.

While the probability mass functions for the Poisson case and the case with  $\text{corr}(\Lambda_1, \Lambda_2) \approx -0.9519$  look quite similar in Figure 2, the two-dimensional plot in Figure 1, which makes a difference between the losses of the two business lines, illustrates the tremendous difference between them.

#### 4.2. Dependence Modelling with Two $\tau$ -Tempered $\alpha$ -stable-Distributed Risk Factors

For an illustration of Calculation Method 1 that implements the dependence structures given in Theorem 1, here with respect to Remark 16, we consider two risk factors meaning  $n = 2$ . This implies that the considered risk factors have a  $\tau$ -tempered  $\alpha$ -stable distribution, i.e.,  $R_l \sim F_{\alpha_l, \sigma_l, \tau_l, 0}$  with  $l = 1, \dots, n$ . Following the notation of Remark 16, we need to compute a Panjer's recursion for an extended negative binomial distribution, followed by a computation of Panjer's recursion for a Poisson distribution and finally the distribution of a discrete mixture distribution.

We consider three different dependence structures: independent risk factors, positively correlated risk factors, and negatively correlated risk factors. We use the following assumptions and parameters: in each case, we consider two independent and  $\tau$ -tempered  $\alpha$ -stable-distributed risk factors, i.e.,  $R_l \sim F_{\alpha_l, \sigma_l, \tau_l, 0}$  with  $\alpha_l \in (0, 1)$ ,  $\sigma_l > 0$  and  $\tau_l > 0$ . We consider two lines of business, meaning that  $G = \{\{1\}, \{2\}\}$ , and we simplify notation by writing  $g = 1$  and  $g = 2$  instead of  $g = \{1\}$  and  $g = \{2\}$ . The remaining parameters are chosen as follows:  $\lambda_{g,l} = 20$ ,  $\alpha_l = 0.5$ ,  $\sigma_l = 5$  and  $\tau_l = 10$  for  $g \in G$  and  $l = 1, 2$ . Furthermore, we let  $R_0 = 0$ .

For the case of independent risk factors we take  $|\mathcal{J}| = 1$  and

$$A = \begin{pmatrix} 0 & 1 & 0 \\ 0 & 0 & 1 \end{pmatrix},$$

and for the case of positive correlation, also with  $|\mathcal{J}| = 1$ , we choose

$$A = \begin{pmatrix} 0 & 1 & 0 \\ 0 & 1 & 0 \end{pmatrix}.$$

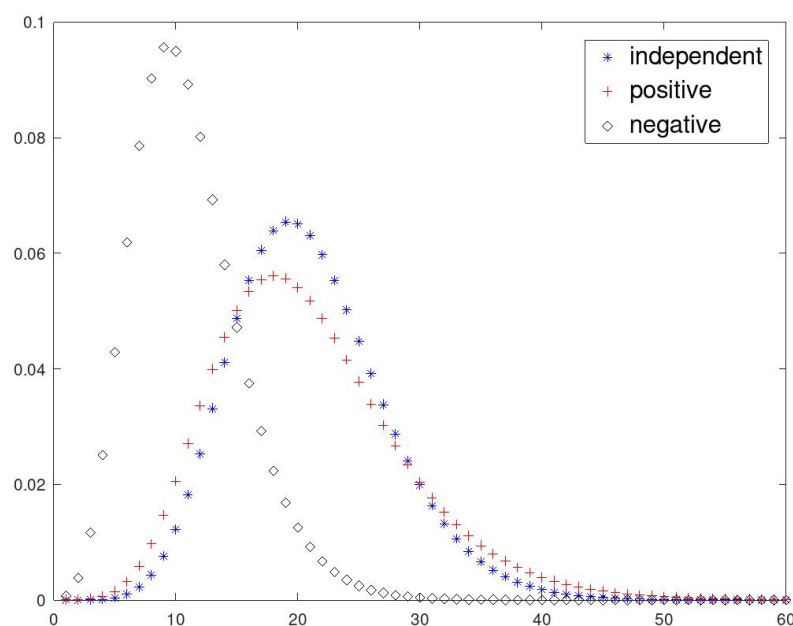
In the case of negative correlation, we need two matrices:

$$A_1 = \begin{pmatrix} 0 & 1 & 0 \\ 0 & 0 & 0 \end{pmatrix}$$

and

$$A_2 = \begin{pmatrix} 0 & 0 & 0 \\ 0 & 0 & 1 \end{pmatrix}.$$

The distribution of the required random variable  $J$  is  $\mathbb{P}[J = 1] = \mathbb{P}[J = 2] = 1/2$ . For simplicity, we choose a degenerate distribution of the claim sizes  $\mathcal{X}_{\{1\}}^s = \mathcal{X}_{\{2\}}^s = \delta_1$ . The result of the computation is depicted in Figure 3.



**Figure 3.** Probability mass functions of the  $\mathbb{N}_0$ -valued portfolio loss  $\hat{S}$  for different dependence structures for the two claim cause intensities  $\Lambda_1$  and  $\Lambda_2$ . We take  $V = \mathbb{R}$ . The claim size equals 1 in all cases, i.e.,  $\mathcal{X}_1^s = \mathcal{X}_2^s = \delta_1$ .

### 4.3. Dependence Modeling with Three Gamma-Distributed Risk Factors

In this example, we extend the setting of the previous subsection and also apply Calculation Method 1. We want to study the impacts of the comonotone and two negative correlation structures between the claim cause intensities and compare with the case of independence. In each one of the four dependence structures, we consider three independent, gamma-distributed risk factors, i.e.,  $R_i \sim \text{Gamma}(\alpha_i, \beta_i)$  with  $\alpha_i, \beta_i > 0$ , hence  $\mathbb{E}[R_i] = \alpha_i / \beta_i$  and  $\text{Var}(R_i) = \alpha_i / \beta_i^2$  for  $i = 1, 2, 3$ . We again consider  $m = 2$  lines of business, but we allow for simultaneous claims in both of them, meaning that  $G = \{\{1\}, \{2\}, \{1, 2\}\}$ . For comparison of the different dependence cases in our example, we impose the constraint that the claim cause intensities always satisfy

$$\mathbb{E}[\Lambda_{\{i\}}] = \mathbb{E}[R_i] \quad \text{for } i = 1, 2 \quad \text{and} \quad \mathbb{E}[\Lambda_{\{1,2\}}] = \mathbb{E}[R_3]. \quad (56)$$

- (a) Three positively correlated claim cause intensities: Take  $|\mathcal{J}| = 1$ , omit the index  $j$ , let  $\lambda_{\{1\}}, \lambda_{\{2\}}, \lambda_{\{1,2\}} \geq 0$ , take any  $a, b, c \in [0, 1]$  with  $b + c \leq 1$ , and define

$$A = \begin{pmatrix} 0 & 1 & 0 & 0 \\ 0 & \tilde{a} & 1 - a & 0 \\ 0 & \tilde{b} & \tilde{c} & 1 - b - c \end{pmatrix} \quad \text{with } \tilde{a} = a \frac{\mathbb{E}[R_2]}{\mathbb{E}[R_1]}, \tilde{b} = b \frac{\mathbb{E}[R_3]}{\mathbb{E}[R_1]} \text{ and } \tilde{c} = c \frac{\mathbb{E}[R_3]}{\mathbb{E}[R_2]},$$

with the convention that  $(\Lambda_{\{1\}}, \Lambda_{\{2\}}, \Lambda_{\{1,2\}})^\top = A(R_0, R_1, R_2, R_3)^\top$ .

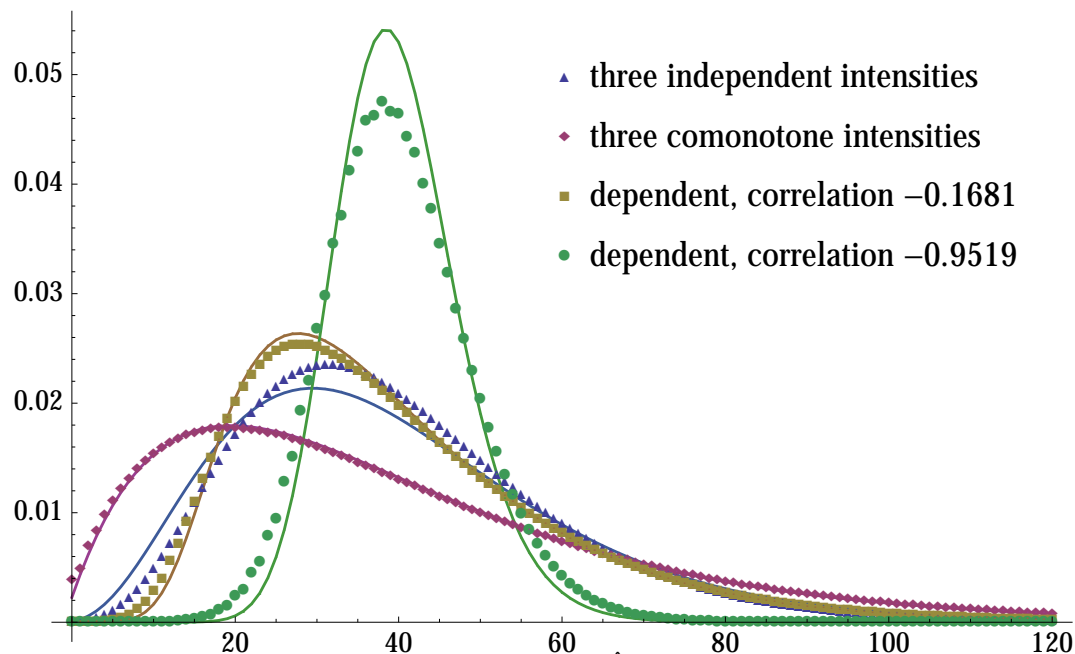
- (b) Independent claim cause intensities: Take  $a = b = c = 0$  in Case (a).  
 (c) Comonotone claim cause intensities: Take  $a = b = 1$  and  $c = 0$  in Case (a).  
 (d) Positive correlation between the individual claim cause intensities  $\Lambda_{\{1\}}$  and  $\Lambda_{\{2\}}$ , and both of them negatively correlated to the joined claim cause intensity  $\Lambda_{\{1,2\}}$ : We take two dependence scenarios, i.e.,  $\mathcal{J} = \{1, 2\}$ , and let  $J$  be a random variable independent of  $(R_1, R_2, R_3)$  such that  $p_1 := \mathbb{P}[J = 1] \in (0, 1)$  and  $p_2 = \mathbb{P}[J = 2] = 1 - p_1$ . Let  $\lambda_{g,j} \geq 0$  for  $g \in G$  and  $j \in \mathcal{J}$ . With  $b, c \geq 0$ , we define  $\tilde{b} = b \mathbb{E}[R_2] / \mathbb{E}[R_1]$ ,  $c_i = c \mathbb{E}[R_i]$  for  $i = 1, 2, 3$  as well as

$$A_1 = \begin{pmatrix} 0 & b & 0 & 0 \\ 0 & \tilde{b} & 0 & 0 \\ c_3 & 0 & 0 & 0 \end{pmatrix} \quad \text{and} \quad A_2 = \begin{pmatrix} c_1 & 0 & 0 & 0 \\ c_2 & 0 & 0 & 0 \\ 0 & 0 & 0 & b \end{pmatrix}.$$

Then,  $\Lambda_{\{i\}} = cR_0 \mathbb{E}[R_i] + 1_{\{J=1\}}(bR_1 / \mathbb{E}[R_1] - cR_0) \mathbb{E}[R_i]$  for  $i = 1, 2$  and  $\Lambda_{\{1,2\}} = cR_0 \mathbb{E}[R_3] + 1_{\{J=2\}}(bR_3 - cR_0 \mathbb{E}[R_3])$ . To satisfy the conditions in Equation (56), we need again that  $cR_0(1 - p_i) + bp_i = 1$  for  $i = 1, 2$  as in Case (d) of Section 4.1.

In the case of independent, identically gamma-distributed risk factors  $R_1, R_2, R_3$  we can, in addition to the same expectations, also have the same variances of  $\Lambda_{\{1\}}$ ,  $\Lambda_{\{2\}}$  and  $\Lambda_{\{1,2\}}$  in Cases (b), (c) and (d) above; for details, see Remark 25.

For the numerical illustration in Figure 4 and the comparison with Figure 2, we take  $R_0 = 1$  and independent  $R_1, R_2, R_3 \sim \text{Gamma}(\alpha, \beta)$  with  $\alpha = \beta = 2$ . Furthermore, we take  $\lambda_g = \lambda_{g,j} = 10$  for  $g \in G$  and  $j = 1, 2$ . For  $g = \{1, 2\}$ , we get claims in both business lines simultaneously, hence each business line gets 20 claims in expectation, which corresponds to the numerical example of the previous subsection. In Case (d), we take  $p_1 = p_2 = 1/2$  and  $b_\pm, c_\pm$  as in (54), hence the correlation  $\text{corr}(\Lambda_{\{i\}}, \Lambda_{\{1,2\}})$  for  $i = 1, 2$  is given by the right-hand side of Equation (55).



**Figure 4.** Probability mass functions of the portfolio loss  $\hat{S}$  for four different dependence structures for the three claim cause intensities  $\Lambda_{\{1\}}$ ,  $\Lambda_{\{2\}}$  and  $\Lambda_{\{1,2\}}$  satisfying  $\mathbb{E}[\Lambda_g] = 1$  and  $\text{Var}(\Lambda_g) = 1/2$  for all  $g \in G = \{\{1\}, \{2\}, \{1,2\}\}$  as discussed in Section 4.3. The group claim size, cf. Equation (21), equals 1 for  $g = \{1\}, \{2\}$  and 2 for  $g = \{1,2\}$ , i.e.,  $\mathcal{X}_{\{1\}}^s = \mathcal{X}_{\{2\}}^s = \delta_1$  and  $\mathcal{X}_{\{1,2\}}^s = \delta_2$ . The given correlation refers to  $\text{corr}(\Lambda_{\{i\}}, \Lambda_{\{1,2\}})$  for  $i = 1, 2$ , see the right-hand side of Equation (55). For comparison with Section 4.1, the corresponding probability mass functions from Figure 2 are indicated as solid lines.

#### 4.4. Dependence Modelling with Two Risk Factors and Mixture

For an illustration of Calculation Method 2, we choose the following constraints. Consider the conditions of Theorem 2. We assume two risk factors and a gamma-distributed random variable  $T$  with  $\mathcal{L}(T) \stackrel{\text{a.s.}}{=} \text{Gamma}(\sigma, \mu)$  with  $\sigma > 0$  and  $\mu > 0$ . Since such a single mixture distribution introduces a very strong measure of dependence, it is not useful to consider also negative correlation. For negative correlation, refer to (Rudolph 2014, Remark 4.11). For instance, an antithetic choice would suffice. Thus, it is sufficient to let  $J = \{1\}$  and we define  $G = \{\{1\}, \{2\}\}$ . The distribution of the conditionally independent risk factors is given by

$$\mathcal{L}(R_g | J, T) \stackrel{\text{a.s.}}{=} \mathcal{L}(R_g | T) \stackrel{\text{a.s.}}{=} \text{Gamma}(\alpha_g T, \beta_g), \quad g = 1, 2.$$

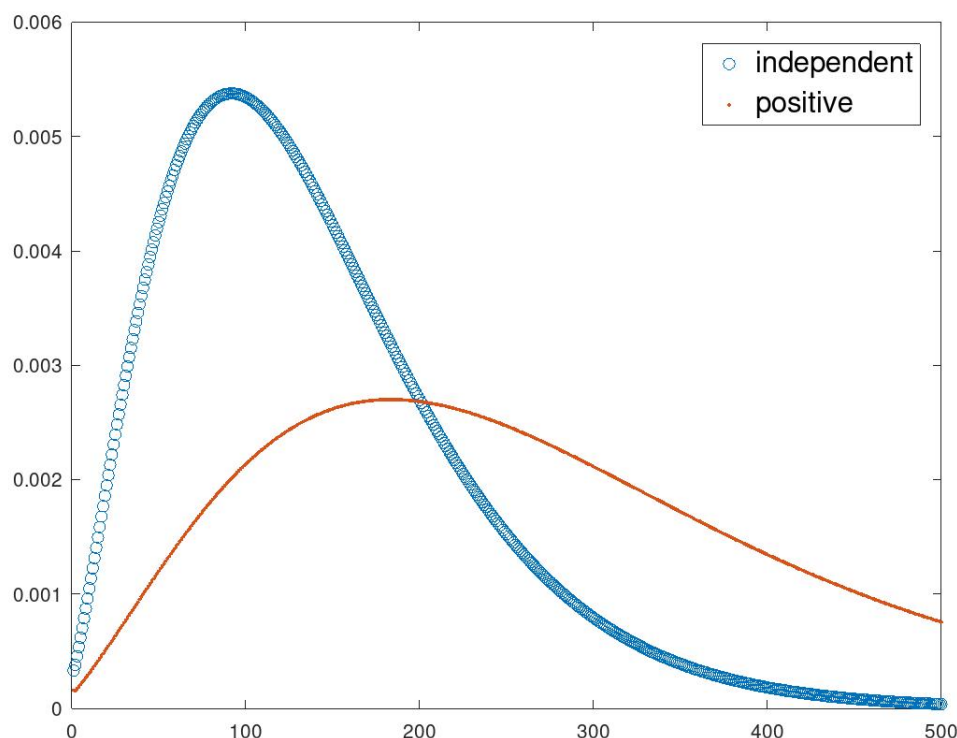
We consider two dependence matrices: For a case, we call independent (since we do not impose further dependence)

$$A = \begin{pmatrix} 0 & 1 & 0 \\ 0 & 0 & 1 \end{pmatrix}$$

and another case that imposes further (very strong) dependence

$$A = \begin{pmatrix} 0 & 1 & 1 \\ 0 & 1 & 1 \end{pmatrix}.$$

For simplicity, we choose a degenerate distribution of the claim sizes  $\mathcal{X}_{\{1\}}^s = \mathcal{X}_{\{2\}}^s = \delta_1$ . We let  $\lambda_g = 20$ ,  $\alpha_g = 7$  and  $\beta_g = 2$  for  $g = 1, 2$ . Furthermore, we choose  $\sigma = 0.3$  and  $\mu = 1$  and  $R_0 = 0$ . The result of the computation is shown in Figure 5.



**Figure 5.** Probability mass functions of the  $\mathbb{N}_0$ -valued portfolio loss  $\hat{S}$  for different dependence structures for the two claim cause intensities  $\Lambda_1$  and  $\Lambda_2$  satisfying  $\mathbb{E}[\Lambda_1] = \mathbb{E}[\Lambda_2] = 1.05$ . We take  $V = \mathbb{R}$ . The claim size equals 1 in all cases, i.e.,  $\mathcal{X}_1^s = \mathcal{X}_2^s = \delta_1$ .

**Author Contributions:** Supervision, U.S.; writing—original draft preparation, C.R.; writing—review and editing, C.R. and U.S. All authors have read and agreed to the published version of the manuscript.

**Funding:** This work was financially supported by the Christian Doppler Research Association (CDG). The authors gratefully acknowledge the fruitful collaboration and support by UniCredit Bank Austria, Austrian Federal Financing Agency, COR & FJA (now msg life) and Österreichische Kontrollbank through CDG and the Christian Doppler Laboratory for Portfolio Risk Management (PRisMa Lab). The second author also gratefully acknowledges financial support from funds of the Österreichische Nationalbank (Anniversary Fund, project number 16549).

**Conflicts of Interest:** The authors declare no conflict of interest.

## Appendix A

In this appendix, we provide for further reference some general representations of distributions when compounded or mixed that we needed in the preceding sections. Additionally, we introduce a dependence scenario between claim cause intensities and prove a corresponding formula for the probability-generating function of the distributions of Poisson mixture vectors.

**Remark A1.** A probability-generating function uniquely determines a distribution, cf. (Kallenberg 2002, Theorem 5.3). The result is proven for characteristic functions but carries over to probability-generating functions. If  $V$  is a separable Banach space, see (Ledoux and Talagrand 1991, p. 39).

**Definition A1** (Notation for compound distributions). Let  $N$  be an  $\mathbb{N}_0$ -valued random variable and  $\{X_h\}_{h \in \mathbb{N}}$  an i.i.d. sequence of random variables, independent of  $N$ . Let  $\mathcal{K}$  and  $F$  denote the distributions of  $N$  and  $X_1$ , respectively.

- (a) Let the distribution of the random sum  $S = \sum_{h=1}^N X_h$  be  $\text{Compound}(\mathcal{K}, F)$ .

- (b) If  $N$  has a Poisson distribution with expectation  $\mu \geq 0$ , then  $S$  has a compound Poisson distribution and we write  $S \sim \text{CPoi}(\mu, F)$ .
- (c) If  $N$  has a logarithmic distribution with parameter  $p \in [0, 1)$ , cf. Definition A3, then  $S$  has a compound logarithmic distribution and we write  $S \sim \text{CLog}(p, F)$ .
- (d) If  $N$  has a negative binomial distribution  $\text{NegBin}(\alpha, p)$  with parameters  $\alpha > 0$  and  $p \in [0, 1)$ , cf. Definition A2, then  $S$  has a compound negative binomial distribution and we write  $S \sim \text{CNegBin}(\alpha, p, F)$ .

Results pointing out the relation between a compound Poisson distribution and a Poisson mixture distribution are already well known. It is interesting to consider compound distributions with negative binomial distributions instead. For this purpose, we give a definition of the negative multinomial distribution, cf. (Sibuya et al. 1964, sct. 2), which is a multivariate generalization of the negative binomial distribution.

**Definition A2.** A random vector  $N = (N_1, \dots, N_m)$  has an  $m$ -variate negative multinomial distribution with parameters  $\alpha > 0$  and  $p_1, \dots, p_m \geq 0$  with  $p_0 := 1 - p_1 - \dots - p_m > 0$  if

$$\mathbb{P}[N_1 = n_1, \dots, N_m = n_m] = \frac{\Gamma(\alpha + \sum_{i=1}^m n_i)}{\Gamma(\alpha) \prod_{i=1}^m n_i!} p_0^\alpha \prod_{i=1}^m p_i^{n_i} \quad (\text{A1})$$

for all  $n_1, \dots, n_m \in \mathbb{N}_0$ . Denote this distribution on  $\mathbb{N}_0^m$  by  $\text{NegMult}(\alpha; p_1, \dots, p_m)$ . In the case  $m = 1$ , we write  $\text{NegBin}(\alpha, p_1)$ . Note that  $\text{NegBin}(\alpha, 0) = \delta_0$ .

According to (Wishart 1949, eq. (2.1)), the corresponding probability-generating function is

$$G_N(z_1, \dots, z_m) = \left( \frac{p_0}{1 - \sum_{i=1}^m p_i z_i} \right)^\alpha, \quad (\text{A2})$$

defined for all  $(z_1, \dots, z_m) \in \mathbb{C}^m$  with  $\sum_{i=1}^m p_i |z_i| < 1$ . For further reading on the negative multinomial distribution, we refer to Sibuya et al. (1964), Wishart (1949), or (Johnson et al. 1997, Chp. 36). This negative multinomial distribution can be also seen as a generalization in the sense of a generalization of the geometric distribution, see also Mai et al. (2013).

The following lemma generalizes the fact that a Poisson-gamma mixture is a negative binomial distribution and will be useful for further applications. It also generalizes (Sibuya et al. 1964, sct. 3.b) by allowing  $T$  to be random.

**Lemma A1.** Let  $\alpha, \beta > 0$  and  $\lambda_1, \dots, \lambda_m \geq 0$ . Let  $T$  be a strictly positive random variable and let  $\Lambda$  be a random variable such that  $\mathcal{L}(\Lambda | T) \stackrel{\text{a.s.}}{=} \text{Gamma}(\alpha T, \beta)$ . Let  $N = (N_1, \dots, N_m)$  be a random vector with conditionally independent components given  $(\Lambda, T)$  such that

$$\mathcal{L}(N_i | \Lambda, T) \stackrel{\text{a.s.}}{=} \text{Poisson}(\lambda_i \Lambda), \quad i \in \{1, \dots, m\}. \quad (\text{A3})$$

Then,  $\mathcal{L}(N | T) \stackrel{\text{a.s.}}{=} \text{NegMult}(\alpha T; p_1, \dots, p_m)$  with  $p_i = \lambda_i / (\beta + \sum_{d=1}^m \lambda_d)$  for every  $i \in \{1, \dots, m\}$ .

**Proof.** Apply Remark A1 and compute the probability-generating function of the conditional distribution of  $N$  given  $T$ . Conditioning on  $(\Lambda, T)$  and using the conditional independence of  $N_1, \dots, N_m$  given  $(\Lambda, T)$  and the conditional distribution of  $N$  given  $(\Lambda, T)$  yields for  $z \in [0, 1]^m$

$$\begin{aligned} G_{N|T}(z) &\stackrel{\text{a.s.}}{=} \mathbb{E} \left[ \prod_{i=1}^m z_i^{N_i} \middle| T \right] \stackrel{\text{a.s.}}{=} \mathbb{E} \left[ \prod_{i=1}^m \mathbb{E} [z_i^{N_i} | \Lambda, T] \middle| T \right] \\ &\stackrel{\text{a.s.}}{=} \mathbb{E} \left[ \prod_{i=1}^m e^{-\lambda_i \Lambda (1 - z_i)} \middle| T \right]. \end{aligned}$$

Using the conditional distribution of  $\Lambda$  given  $T$ , we observe that

$$G_{N|T}(z) \stackrel{\text{a.s.}}{=} \left( \frac{\beta + \sum_{i=1}^m \lambda_i (1 - z_i)}{\beta} \right)^{-\alpha T} = \left( \frac{p_0}{1 - \sum_{i=1}^m p_i z_i} \right)^{\alpha T}$$

with  $p_0 = \beta / (\beta + \sum_{d=1}^m \lambda_d)$ , see also Equation (A2).  $\square$

A further result also exists on mixtures of the negative multinomial distribution. It is a generalization of a result that can be found in (Sibuya et al. 1964, sct. 3.d). Let us first introduce a generalization of the logarithmic distribution to multivariate dimensions taken from (Sibuya et al. 1964, sct. 3.d).

**Definition A3.** Let  $p_1, \dots, p_m \geq 0$  with  $0 < p_0 := 1 - p_1 - \dots - p_m < 1$ . A random vector  $(L_1, \dots, L_m)$  has a multivariate logarithmic distribution if

$$\mathbb{P}[L_1 = l_1, \dots, L_m = l_m] = \frac{(l-1)!}{-\ln p_0} \prod_{i=1}^m \frac{p_i^{l_i}}{l_i!}, \quad (l_1, \dots, l_m) \in \mathbb{N}_0^m \setminus \{0\},$$

where  $l = \sum_{i=1}^m l_i$ . We denote this distribution by  $\text{MultLog}(p_1, \dots, p_m)$ . In the case  $m = 1$ , we just write  $\text{Log}(p)$  and define  $\text{Log}(0) = \delta_1$ .

According to (Sibuya et al. 1964, eq. (3.2)), its probability-generating function is given by

$$G_L(z) = \frac{\ln(1 - \sum_{i=1}^m p_i z_i)}{\ln p_0}, \quad z \in [0, 1]^m. \quad (\text{A4})$$

Then, the aforementioned generalization is the following. It is a generalization of (Schröter 1995, p. 95/96) and a special case of it with  $m = 1$  and  $T \equiv 1$  can be also found in Ammeter (1948).

**Lemma A2.** Let  $\lambda > 0$ ,  $p_0 \in (0, 1)$  and  $p_1, \dots, p_m \geq 0$  with  $p_0 + \dots + p_m = 1$ . Let  $T$  be a strictly positive random variable and let  $N$  be a random variable such that

$$\mathcal{L}(N|T) \stackrel{\text{a.s.}}{=} \text{Poisson}(-\lambda T \ln p_0). \quad (\text{A5})$$

Let  $\{L_h\}_{h \in \mathbb{N}}$  be a sequence independent of  $(N, T)$ , consisting of i.i.d.  $m$ -dimensional random vectors with  $L_1 \sim \text{MultLog}(p_1, \dots, p_m)$ . Define  $S = \sum_{h=1}^N L_h$ . Then,

$$\mathcal{L}(S|T) \stackrel{\text{a.s.}}{=} \text{NegMult}(\lambda T; p_1, \dots, p_m).$$

**Proof.** Using Remark A1, we prove the claim by considering the probability-generating function  $G_{S|T}$  of the conditional distribution of  $S$  given  $T$  for  $z \in (0, 1]^m$  with  $L_h = (L_{1,h}, \dots, L_{m,h})$

$$G_{S|T}(z) \stackrel{\text{a.s.}}{=} \mathbb{E} \left[ \prod_{i=1}^m z_i^{\sum_{h=1}^N L_{i,h}} \middle| T \right] \stackrel{\text{a.s.}}{=} \mathbb{E} \left[ \exp \left( \sum_{h=1}^N \sum_{i=1}^m L_{i,h} \ln z_i \right) \middle| T \right].$$

The sequence  $\{L_h\}_{h \in \mathbb{N}}$  is i.i.d. and independent of  $(N, T)$ . Hence, using also Equation (A4), we observe

$$G_{S|T}(z) \stackrel{\text{a.s.}}{=} \mathbb{E} \left[ \left( \mathbb{E} \left[ \exp \left( \sum_{i=1}^m L_{i,1} \ln z_i \right) \right] \right)^N \middle| T \right] \stackrel{\text{a.s.}}{=} \mathbb{E} \left[ \left( \frac{\ln(1 - \sum_{i=1}^m p_i z_i)}{\ln p_0} \right)^N \middle| T \right].$$

Using Equation (A5) and a simplification provide

$$G_{S|T}(z) \stackrel{\text{a.s.}}{=} \exp\left(\lambda T \left(\ln p_0 - \ln\left(1 - \sum_{i=1}^m p_i z_i\right)\right)\right) \stackrel{\text{a.s.}}{=} \left(\frac{1 - \sum_{i=1}^m p_i z_i}{p_0}\right)^{-\lambda T},$$

which completes the proof.  $\square$

## References

- Ammeter, Hans. 1948. A generalization of the collective theory of risk in regard to fluctuating basic-probabilities. *Scandinavian Actuarial Journal* 31: 171–98. [\[CrossRef\]](#)
- Credit Suisse First Boston. 1997. CreditRisk<sup>+</sup>: A Credit Risk Management Framework. Available online: <http://www.csfb.com/institutional/research/assets/creditrisk.pdf> (accessed on 15 April 2014).
- Deshpande, Amogh, and Srikanth K. Iyer. 2009. The CreditRisk<sup>+</sup> model with general sector correlations. *Central European Journal of Operations Research* 17: 219–28. [\[CrossRef\]](#)
- Fabiánová, Lucia, and Jozef Glova. 2015. Dependency and predictability of stock market returns: An empirical study of German capital market. *Journal of Applied Economic Sciences* 10: 1020–22.
- Gerhold, Stefan, Uwe Schmock, and Richard Warnung. 2010. A generalization of Panjer's recursion and numerically stable risk aggregation. *Finance and Stochastics* 14: 81–128. [\[CrossRef\]](#)
- Giese, Götz. 2004. Dependent risk factors. In *CreditRisk<sup>+</sup> in the Banking Industry*. Berlin: Springer, pp. 153–66.
- Gundlach, Matthias, and Frank Lehrbass. 2004. *CreditRisk<sup>+</sup> in the Banking Industry*. Berlin: Springer.
- Hashorva, Enkelejd. 2011. A convolution identity for exchangeable risks. *Albanian Journal of Mathematics* 5: 41–43.
- Hess, Klaus Th., Anett Liewald, and Klaus D. Schmidt. 2002. An extension of Panjer's recursion. *ASTIN Bulletin: The Journal of the IAA* 32: 283–97. [\[CrossRef\]](#)
- Hesselager, Ole. 1996. A recursive procedure for calculation of some mixed compound Poisson distributions. *Scandinavian Actuarial Journal* 1996: 54–63. [\[CrossRef\]](#)
- Jajuga, Krzysztof. 2016. Model risk in finance—Investor perspective. *Transformations in Business and Economics* 15: 289–304.
- Johnson, Norman Lloyd, Samuel Kotz, and Narayanaswamy Balakrishnan. 1997. *Discrete Multivariate Distributions*. New York: John Wiley & Sons Inc.
- Johnson, Norman Lloyd, Samuel Kotz, and Narayanaswamy Balakrishnan. 2000. Continuous Multivariate Distributions. In *Models and Applications*, 2nd ed. New York: Wiley-Interscience, vol. 1.
- Kallenberg, Olav. 2002. *Foundations of Modern Probability*, 2nd ed. New York: Springer.
- Ledoux, Michel, and Michel Talagrand. 1991. *Probability in Banach Spaces*. Berlin: Springer.
- Lindskog, Filip, and Alexander J. McNeil. 2003. Common Poisson shock models: Applications to insurance and credit risk modelling. *ASTIN Bulletin: The Journal of the IAA* 33: 209–38. [\[CrossRef\]](#)
- Lukacs, Eugene. 1970. *Characteristic Functions*, 2nd ed. New York: Hafner Publishing Co.
- Luo, Xiaolin, and Pavel V. Shevchenko. 2010. The *t*-copula with multiple parameters of degrees of freedom: Bivariate characteristics and application to risk management. *Quantitative Finance* 10: 1039–54. [\[CrossRef\]](#)
- Mai, Jan-Frederik, Matthias Scherer, and Natalia Shenkman. 2013. Multivariate geometric distributions, (logarithmically) monotone sequences, and infinitely divisible laws. *Journal of Multivariate Analysis* 115: 457–80. [\[CrossRef\]](#)
- Panjer, Harry H. 1981. Recursive evaluation of a family of compound distributions. *ASTIN Bulletin: The Journal of the IAA* 12: 22–26. [\[CrossRef\]](#)
- Rosiński, Jan. 2007. Tempering stable processes. *Stochastic Processes and Their Applications* 117: 677–707. [\[CrossRef\]](#)
- Rudolph, Cordelia. 2014. A Generalization of Panjer's Recursion for Dependent Claim Numbers and an Approximation of Poisson Mixture Models. Ph.D. thesis, Vienna University of Technology, Vienna, Austria.
- Samorodnitsky, Gennady, and M. S. Taqqu. 1994. *Stable Non-Gaussian Random Processes. Stochastic Models with Infinite Variance*. New York: Chapman & Hall.
- Schmock, Uwe. 2020. *Modelling Dependent Credit Risks with Extensions of CreditRisk<sup>+</sup> and Application to Operational Risk*. Lecture Notes. Vienna: Vienna University of Technology.
- Schröter, Klaus Jürgen. 1995. *Verfahren zur Approximation der Gesamtschadenverteilung*. Karlsruhe: Verlag Versicherungswirtschaft.

- Sibuya, Masaaki, Isao Yoshimura, and Ryoichi Shimizu. 1964. Negative multinomial distribution. *Annals of the Institute of Statistical Mathematics* 16: 409–26. [\[CrossRef\]](#)
- Soltes, Vincent, and Jakub Danko. 2017. Proposal of creation of a portfolio with minimal risk. *Investment Management and Financial Innovations* 14: 107–15. [\[CrossRef\]](#)
- Steutel, Fred W., and Klaas van Harn. 2004. *Infinite Divisibility of Probability Distributions on the Real Line*. New York: Marcel Dekker Inc., vol. 259.
- Sundt, Bjørn. 1999. On multivariate Panjer recursions. *ASTIN Bulletin: The Journal of the IAA* 29: 29–45. [\[CrossRef\]](#)
- Sundt, Bjørn, and William S. Jewell. 1981. Further results on recursive evaluation of compound distributions. *ASTIN Bulletin: The Journal of the IAA* 12: 27–39. [\[CrossRef\]](#)
- Sundt, Bjørn, and Raluca Vernic. 2009. *Recursions for Convolutions and Compound Distributions with Insurance Applications*. Berlin: Springer.
- Willmot, Gordon E. 1988. Sundt and Jewell's family of discrete distributions. *ASTIN Bulletin: The Journal of the IAA* 18: 17–29. [\[CrossRef\]](#)
- Willmot, Gordon E., and Harry H. Panjer. 1987. Difference equation approaches in evaluation of compound distributions. *Insurance: Mathematics and Economics* 6: 43–56. [\[CrossRef\]](#)
- Wishart, John. 1949. Cumulants of multivariate multinomial distributions. *Biometrika* 36: 47–58. [\[CrossRef\]](#)
- Wüthrich, Mario V., and Michael Merz. 2008. *Stochastic Claims Reserving Methods in Insurance*. Chichester: John Wiley & Sons Inc.
- Zoričák, Martin, Peter Gnip, Peter Drotár, and Vladimír Gazda. 2019. Bankruptcy prediction for small- and medium-sized companies using severely imbalanced datasets. *Economic Modelling* 84: 165–76. [\[CrossRef\]](#)



© 2020 by the authors. Licensee MDPI, Basel, Switzerland. This article is an open access article distributed under the terms and conditions of the Creative Commons Attribution (CC BY) license (<http://creativecommons.org/licenses/by/4.0/>).