

Albrecher, Hansjörg; Vatamidou, Eleni

Article

Ruin probability approximations in sparre andersen models with completely monotone claims

Risks

Provided in Cooperation with:

MDPI – Multidisciplinary Digital Publishing Institute, Basel

Suggested Citation: Albrecher, Hansjörg; Vatamidou, Eleni (2019) : Ruin probability approximations in sparre andersen models with completely monotone claims, Risks, ISSN 2227-9091, MDPI, Basel, Vol. 7, Iss. 4, pp. 1-14, <https://doi.org/10.3390/risks7040104>

This Version is available at:

<https://hdl.handle.net/10419/257942>

Standard-Nutzungsbedingungen:

Die Dokumente auf EconStor dürfen zu eigenen wissenschaftlichen Zwecken und zum Privatgebrauch gespeichert und kopiert werden.

Sie dürfen die Dokumente nicht für öffentliche oder kommerzielle Zwecke vervielfältigen, öffentlich ausstellen, öffentlich zugänglich machen, vertreiben oder anderweitig nutzen.

Sofern die Verfasser die Dokumente unter Open-Content-Lizenzen (insbesondere CC-Lizenzen) zur Verfügung gestellt haben sollten, gelten abweichend von diesen Nutzungsbedingungen die in der dort genannten Lizenz gewährten Nutzungsrechte.

Terms of use:

Documents in EconStor may be saved and copied for your personal and scholarly purposes.

You are not to copy documents for public or commercial purposes, to exhibit the documents publicly, to make them publicly available on the internet, or to distribute or otherwise use the documents in public.

If the documents have been made available under an Open Content Licence (especially Creative Commons Licences), you may exercise further usage rights as specified in the indicated licence.



<https://creativecommons.org/licenses/by/4.0/>

Article

Ruin Probability Approximations in Sparre Andersen Models with Completely Monotone Claims

Hansjörg Albrecher and Eleni Vatamidou *

Department of Actuarial Science, Faculty of Business and Economics, University of Lausanne, Quartier UNIL-Chamberonne Bâtiment Extranef, 1015 Lausanne, Switzerland; hansjoerg.albrecher@unil.ch

* Correspondence: eleni.vatamidou@unil.ch

Received: 20 September 2019; Accepted: 8 October 2019; Published: 14 October 2019



Abstract: We consider the Sparre Andersen risk process with interclaim times that belong to the class of distributions with rational Laplace transform. We construct error bounds for the ruin probability based on the Pollaczek–Khintchine formula, and develop an efficient algorithm to approximate the ruin probability for completely monotone claim size distributions. Our algorithm improves earlier results and can be tailored towards achieving a predetermined accuracy of the approximation.

Keywords: Sparre Andersen model; heavy tails; completely monotone distributions; error bounds; hyperexponential distribution

1. Introduction

The Sparre Andersen model is a classical object of study in insurance risk theory, see e.g., [Labbé and Sendova \(2009\)](#); [Li and Garrido \(2005\)](#); [Temnov \(2004, 2014\)](#); [Willmot \(2007\)](#); and [Asmussen and Albrecher \(2010\)](#) for an overview. In this model, claims occur according to a renewal process, which generalises the Cramér–Lundberg model, where claims arrive according to a Poisson process. Ruin probabilities in such a general setting are typically expressed as solutions of defective renewal equations, differential equations, the so-called Wiener–Hopf factorisation, etc., but the latter are typically inadequate to be used for numerical computations. However, if either the interclaim times or the claim sizes belong to the class of phase-type distributions, then ruin-related quantities can be found in an explicit form; see, e.g., [Albrecher and Boxma \(2005\)](#); [Dickson \(1998\)](#); [Li and Garrido \(2005\)](#) and [Landriault and Willmot \(2008\)](#), respectively.

However, in many relevant situations in practice, the behaviour of the claim sizes is better captured by heavy-tailed distributions ([Embrechts et al. 1997](#)); however, in that case, explicit expressions are hard or impossible to evaluate even in terms of Laplace transforms. Under a heavy-tailed setting, a standard approach is hence to seek for asymptotic approximations ([Albrecher et al. 2012](#); [Dong and Liu 2013](#); [Wei et al. 2008](#)), for initial capital levels being very large. At the same time, this capital level typically has to be very large, so as to be reasonably accurate, when actual magnitudes matter. One mathematically appealing solution is then to look for higher-order approximations (see e.g., [Albrecher et al. 2010](#)); but, then an actual error bound for fixed values also cannot be given. Another alternative is to approximate the actual heavy-tailed claim distribution by a tractable light-tailed one and control the introduced error in some way. Spectral approximations in this spirit were recently developed in [Vatamidou et al. \(2014\)](#) for the classical Cramér–Lundberg model.

The present paper proposes an extension of techniques in [Vatamidou et al. \(2014\)](#) to the more general Sparre Andersen model, and at the same time improves the bound derived there and the efficiency of the algorithm to establish it. Using the geometric compound tail representation of the ruin probability, we derive our error bound in terms of the ladder height distribution, which is explicitly available when the distribution of the interclaim times has a rational Laplace transform. We focus on

heavy-tailed claim sizes, where numerical evaluations of ruin probabilities are typically challenging, and we develop an algorithm for the class of completely monotone distributions. Concretely, we approximate the ladder height distribution by a hyperexponential distribution, and we are able to prescribe the number of required phases for a desired resulting accuracy for the ruin probability.

The rest of the paper is organised as follows. In Section 2, we introduce the model and provide the exact formula for the ladder height distribution. As a next step, we derive, in Section 3, the error bound for the ruin probability, and we construct our approximation algorithm. In Section 4, we compare our approximations with existing asymptotic approximations. In Section 5, we then perform an extensive numerical analysis to check the tightness of the bound and the quality of the derived approximations. Finally, we conclude in Section 6.

2. Model Description

Consider the Sparre Andersen risk model for an insurance surplus process defined as

$$R(t) = u + ct - \sum_{i=1}^{N(t)} X_i, \quad t \geq 0, \quad (1)$$

where $u \geq 0$ is the initial capital, $c > 0$ is the constant premium rate and the i.i.d. positive random variables $\{X_i\}_{i \geq 1}$ with distribution function F_X represent the claim sizes. The counting process $\{N(t), t \geq 0\}$ denotes the number of claims within $[0, t]$ and is defined as $N(t) = \max\{n \in \mathbb{N} : W_1 + W_2 + \dots + W_n \leq t\}$, where the interclaim times W_i are assumed to be i.i.d. with common distribution function K , independent of the claim sizes; see, e.g., [Asmussen and Albrecher \(2010\)](#). We also assume $c\mathbb{E}W > \mathbb{E}X$, providing a positive safety loading condition.

Now, let $T = \inf\{t \geq 0 : R(t) < 0\}$ be the time of ultimate ruin. Then, the ruin probability is defined as

$$\psi(u) = \mathbb{P}(T < \infty \mid R(0) = u). \quad (2)$$

The ruin probability satisfies the defective renewal equation

$$\psi(u) = \phi \int_0^u \psi(u-x) dH(x) + \phi \bar{H}(u), \quad u \geq 0, \quad (3)$$

where $\phi = \psi(0)$, $H(u)$ is the distribution of the ascending ladder height associated with the surplus process $S(t) := u - R(t)$ and $\bar{H}(u) = 1 - H(u)$, for $u \geq 0$; see, e.g., [Willmot et al. \(2001\)](#). The solution to Equation (3) is the Pollaczek–Khintchine-type formula

$$\psi(u) = \sum_{n=1}^{\infty} (1 - \phi) \phi^n \bar{H}^{*n}(u), \quad (4)$$

i.e., $\psi(u)$ is a geometric compound tail with geometric parameter ϕ ; see Section 1.2.3 in [Willmot and Woo \(2017\)](#) for details.

Although Equation (4) provides a closed-form formula for the ruin probability, it is impractical, because the ladder height distribution $H(u)$ is not available in most cases of interest. However, when the distribution K of the interclaim times has a rational Laplace transform, $H(u)$ has an explicit form ([Li and Garrido 2005](#)), which we recall in the next subsection. In the sequel, we will then use this as a starting point for developing highly accurate approximations for $\psi(u)$, which is of particular interest for heavy-tailed claim sizes.

The Ladder Height Distribution with Interclaim Times of Rational Laplace Transform

We assume now that the Laplace transform of the interclaim times is a rational function of the form

$$\tilde{k}(s) = \frac{\mu^* + s\beta(s)}{\prod_{n=1}^N (s + \mu_n)}, \tag{5}$$

where $\mu_n > 0, \forall n = 1, \dots, N, \mu^* = \prod_{n=1}^N \mu_n$ and $\beta(s)$ is a polynomial of degree $N - 2$ or less. Obviously, $\mathbb{E}W = -\tilde{k}'(0) = \sum_{n=1}^N \frac{1}{\mu_n} - \frac{\beta(0)}{\mu^*}$. If $\tilde{f}_X(s) = \int_0^{+\infty} e^{-sx} dF_X(x)$ is the Laplace–Stieltjes transform (LST) of the claim sizes, it is shown in [Li and Garrido \(2005\)](#) that the generalised Lundberg equation

$$\frac{\prod_{n=1}^N (\mu_n - cs)}{\mu^* - cs\beta(-cs)} = \tilde{f}_X(s), \quad s \in \mathbb{C}, \tag{6}$$

has exactly N roots $\rho_1, \rho_2, \dots, \rho_N$, with $\rho_N = 0$ and $\Re(\rho_n) > 0, n = 1, 2, \dots, N - 1$. These roots play an important role in the evaluation of the ladder height distribution and the geometric parameter ϕ . Denote with $\bar{F}_X(x)$ the complementary cumulative distribution function (ccdf) of the claim sizes, and consider the Dickson–Hipp operator

$$\mathcal{T}_r f(x) := \int_x^\infty e^{-r(y-x)} f(y) dy = \int_0^\infty e^{-ry} f(y+x) dy, \tag{7}$$

for a function $f(x)$ (see [Dickson and Hipp 2001](#)). Moreover, let $\rho^* = \prod_{n=1}^{N-1} \rho_n$. Then, as shown in [Li and Garrido \(2005\)](#), the ccdf of the ascending ladder heights is calculated via the formula

$$\bar{H}(u) = \frac{1}{\phi c^N} \sum_{n=1}^N \frac{\mu^* - c\rho_n\beta(-c\rho_n)}{\prod_{\substack{k=1 \\ k \neq n}}^N (\rho_k - \rho_n)} \mathcal{T}_{\rho_n} \bar{F}_X(u), \tag{8}$$

where

$$\phi = 1 - \frac{\mu^*(c\mathbb{E}W - \mathbb{E}X)}{\rho^*} < 1. \tag{9}$$

Although the ladder height distribution in this model has an explicit formula, it is difficult to evaluate $\psi(u)$ either via Equation (4) or by taking Laplace transforms (an equivalent formula to the Pollaczek–Khinchine in the Cramér–Lundberg model). In particular, this is the case when the claim sizes follow a heavy-tailed distribution, as already mentioned in Section 1. As a result, in such cases, opting for approximations seems a natural solution.

In the next section, we will study error bounds for $\psi(u)$ when the ladder height distribution is approximated by a phase-type distribution. In particular, we will provide an efficient algorithm to construct approximations for $\psi(u)$ when approximating $H(u)$ by the subclass of hyperexponential distributions.

3. Spectral Approximation for the Ruin Probability

The starting point for the approximation of $\psi(u)$ is its geometric compound tail representation in Equation (4). Note that this representation is similar to the Pollaczek–Khinchine formula for $\psi(u)$ in the Cramér–Lundberg model where ϕ is replaced by the average amount of claim per unit time $\rho < 1$ and the ladder height distribution is equal to the stationary excess claim size distribution. Therefore, following the reasoning in [Vatamidou et al. \(2014\)](#), we will approximate the ladder height distribution by a hyperexponential distribution (which has a rational Laplace transform), to construct approximations for the ruin probability.

3.1. Error Bound for the Ruin Probability

Let $\hat{H}(u)$ be an approximation of the ladder height distribution $H(u)$ and $\hat{\psi}(u)$ be the exact result we obtain from (4) when we use $\hat{H}(u)$. From Equation (4) and the triangle inequality, the error between the ruin probability and its approximation then is

$$|\psi(u) - \hat{\psi}(u)| \leq \sum_{n=1}^{\infty} (1 - \phi)\phi^n \left| \overline{H}^{*n}(u) - \widehat{H}^{*n}(u) \right|. \tag{10}$$

If we define the sup norm distance between two distribution functions F_1 and F_2 as $\mathcal{D}(F_1, F_2) := \sup_x |F_1(x) - F_2(x)|$, $x \geq 0$ (also referred to as Kolmogorov metric), the following result holds.

Theorem 1. *A bound for the approximation error of the ruin probability is*

$$|\psi(u) - \hat{\psi}(u)| \leq \frac{\mathcal{D}(H, \hat{H})(1 - \phi)\phi}{(1 - \phi H(u))(1 - \phi \hat{H}(u))}, \quad \forall u > 0.$$

Proof. The result is a direct application of Theorem 4.1 of Peralta et al. (2018) by (i) choosing the functions \hat{F}_1 and \hat{F}_2 to be H and \hat{H} , respectively; (ii) taking $\rho = \phi$; and (iii) recognising that $\sup_{y < u} \{|H(y) - \hat{H}(y)|\} \leq \mathcal{D}(H, \hat{H})$. \square

Remark 1. As $\lim_{u \rightarrow +\infty} H(u) = \lim_{u \rightarrow +\infty} \hat{H}(u) = 1$, it is immediately obvious that the bound converges to $\mathcal{D}(H, \hat{H})\phi / (1 - \phi)$, which means that the bound is asymptotically uniform in u .

To sum up, when the ladder height distribution is approximated with some desired accuracy, a bound for the ruin probability is guaranteed by Theorem 1. Although this result holds for any approximation \hat{H} of H , we will in the sequel focus on hyperexponential approximations, as these lead to very tractable expressions and at the same time are sufficiently accurate for the purpose. Consequently, our next goal is to construct an algorithm to approximate the ladder height distribution by a hyperexponential distribution.

3.2. Completely Monotone Claim Sizes

We are mostly interested in evaluating ruin probabilities when the claim sizes follow a heavy-tailed distribution, such as Pareto or Weibull. These two distributions belong to the class of completely monotone distributions.

Definition 1. *A pdf f is said to be completely monotone (c.m.) if all derivatives of f exist and if*

$$(-1)^n f^{(n)}(u) \geq 0 \text{ for all } u > 0 \text{ and } n \geq 1.$$

Completely monotone distributions can be approximated arbitrarily closely by hyperexponentials; see, e.g., Feldmann and Whitt (1998). Here, we provide a method to approximate a completely monotone ladder height distribution with a hyperexponential one to achieve any desired accuracy for the ruin probability. The following result is standard; see Feller (1971).

Theorem 2. *A ccdf \bar{F} is completely monotone if and only if it is the Laplace–Stieltjes transform of some probability distribution S defined on the positive half-line, i.e.,*

$$\bar{F}(u) = \int_0^{\infty} e^{-yu} dS(y). \tag{11}$$

We call S the spectral cdf.

Remark 2. With a slight abuse of terminology, we will say that a function S is the spectral cdf of a distribution if it is the spectral cdf of its cdf.

Note that Theorem 2 also extends to the case where $S(y)$ is not a distribution but simply a finite measure on the positive half-line, i.e., a function f is completely monotone if and only if it can be expressed as the Laplace–Stieltjes integral of such a finite measure $S(y)$. We will show that under the assumption that the claim size distribution is c.m. and the ladder height distribution is c.m. too. We first need the following intermediate result.

Lemma 1. If the ccdf $\bar{F}_X(u)$ is c.m., then $\mathcal{T}_{\rho_n}\bar{F}_X(u)$ is a c.m. function, $\forall n = 1, \dots, N$.

Proof. Assume that the claim sizes are completely monotone, i.e., $\bar{F}_X(u) = \int_0^\infty e^{-uy}dS(y)$, for some spectral cdf $S(y)$. In this case, it holds that

$$\begin{aligned} \mathcal{T}_{\rho_n}\bar{F}_X(u) &= \int_{t=0}^\infty e^{-\rho_n t}\bar{F}_X(t+u)dt = \int_{t=0}^\infty e^{-\rho_n t} \int_{y=0}^\infty e^{-(t+u)y}dS(y)dt \\ &= \int_{y=0}^\infty e^{-uy}dS(y) \int_{t=0}^\infty e^{-(y+\rho_n)t}dt = \int_0^\infty e^{-uy} \frac{dS(y)}{y+\rho_n} = \int_0^\infty e^{-uy}dS_{\mathcal{T}_{\rho_n}}(y), \end{aligned}$$

where $dS_{\mathcal{T}_{\rho_n}}(y) = \frac{dS(y)}{y+\rho_n}$, $n = 1, \dots, N$, is a finite measure on the positive half-line with $S_{\mathcal{T}_{\rho_n}}(+\infty) = (1 - \tilde{f}_X(\rho_n))/\rho_n$, $n = 1, \dots, N - 1$, and $S_{\mathcal{T}_0}(+\infty) = \mathbb{E}X$. \square

We can now state the following result.

Proposition 1. If the ccdf $\bar{F}_X(u)$ is c.m., i.e., $\bar{F}_X(u) = \int_0^\infty e^{-uy}dS(y)$, for some spectral cdf $S(y)$, then the ladder height distribution is c.m. too, i.e., $\bar{H}(u) = \int_0^\infty e^{-uy}dS_H(y)$, where $S_H(y)$ is a spectral cdf such that

$$dS_H(y) = \frac{1}{\phi c^N} \sum_{n=1}^N \frac{\mu^* - c\rho_n\beta(-c\rho_n)}{(y+\rho_n) \prod_{\substack{k=1 \\ k \neq n}}^N (\rho_k - \rho_n)} dS(y).$$

Proof. It was proven in Chiu and Yin (2014) that the ascending ladder height distribution in the Sparre Andersen model is c.m. if the claim size distribution is c.m, meaning that $\bar{H}(u)$ can be represented as the Laplace–Stieltjes transform of some spectral cdf $S_H(y)$. Due to the uniqueness of Laplace transforms, it, therefore, suffices to find the formula of the spectral cdf $S_H(y)$ by applying Lemma 1 to (8). \square

We show in the next section how to utilise the above results to construct approximations for the ruin probability $\psi(u)$ that have a guaranteed error bound given by Theorem 1.

3.3. Approximation Algorithm

Following the proof of Lemma 2 in Vatamidou et al. (2014), we can directly deduce the following result.

Lemma 2. Let S_H be the spectral cdf of the c.m. ladder height distribution H and \hat{S}_H a step function such that $\mathcal{D}(S_H, \hat{S}_H) \leq \epsilon$. Consequently, $\mathcal{D}(H, \hat{H}) \leq \epsilon$, where \hat{H} is the c.m. approximate ladder height distribution with spectral cdf \hat{S}_H .

The above lemma states that if we want to approximate a c.m. ladder height distribution with a hyperexponential one with some fixed accuracy ϵ , it suffices to approximate its spectral cdf with a step function with the same accuracy. As pointed out in Remark 1 of Vatamidou et al. (2014), we could approximate S_H with a step function having k jumps that occur at the quantiles λ_i , such that $S_H(\lambda_i) = i/(k+1)$, $i = 1, \dots, k$ and are all of size $1/k$ to achieve $\mathcal{D}(H, \hat{H}) \leq \epsilon = 1/(k+1)$.

Another possibility is to use the step function in Step 4d of our Algorithm 1; see also Figure 1 for a graphical representation of the approximate step function and its corresponding hyperexponential distribution. Clearly, this new step function leads to $\mathcal{D}(H, \hat{H}) \leq \epsilon = 1/2(k - 1)$.

The error bound for the approximate ruin probability $\hat{\psi}(u)$ can be calculated afterwards through Theorem 1. An interesting question in this context is how many phases k for the approximate ladder height distribution suffice to guarantee an error bound $|\psi(u) - \hat{\psi}(u)| \leq \delta$ for some predetermined $\delta > 0$. We answer this question in the next lemma.

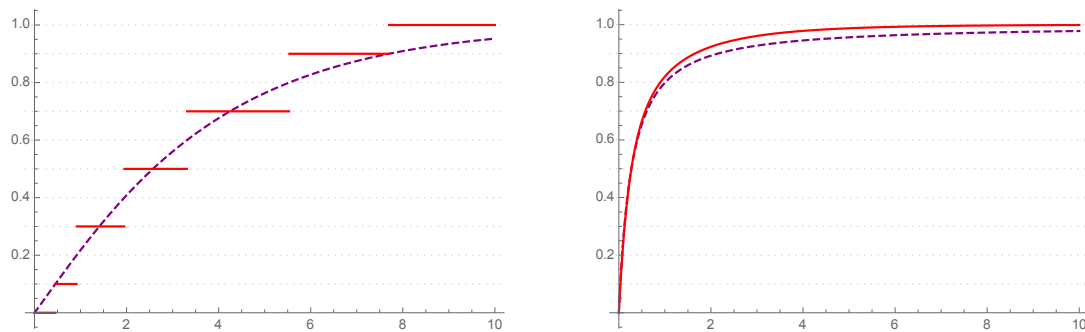


Figure 1. Approximating the ladder height distribution with a hyperexponential one with 6 phases to achieve accuracy $\epsilon = 0.1$, under Pareto(2,3) claim sizes. On the **left** graph, the purple dashed line corresponds to the spectral cdf S_H and the red solid line to its approximate step function \hat{S}_H , whereas on the **right** graph we see H and \hat{H} , respectively.

Lemma 3. To achieve $|\psi(u) - \hat{\psi}(u)| \leq \delta$ for some predetermined $\delta > 0$, the ladder height distribution $H(u)$ must be approximated by a hyperexponential one with at least k phases, such that

$$k = k(u) = \left\lceil \min \left\{ \frac{\phi(1 - \phi + \delta(1 - \phi H(u)))}{2\delta(1 - \phi H(u))^2}, \frac{\phi}{2\delta(1 - \phi)} \right\} \right\rceil + 1, \tag{12}$$

where $\lceil x \rceil$ is the integer that is greater than or equal to x but smaller than $x + 1$.

Proof. Observe that the error bound in Theorem 1 depends on the approximate hyperexponential distribution $\hat{H}(u)$, which means that one should first determine $\hat{H}(u)$ and then calculate the error bound. However, when $\mathcal{D}(H, \hat{H}) \leq \epsilon$, this translates to $H(u) - \epsilon \leq \hat{H}(u) \leq H(u) + \epsilon$. Therefore, the worst-case scenario for the bound is when $\hat{H}(u) = H(u) + \epsilon$ and consequently $\mathcal{D}(H, \hat{H}) = \epsilon$. As a result, if we want to achieve $|\psi(u) - \hat{\psi}(u)| \leq \delta$ for all possible scenarios of $\hat{H}(u)$, we should solve the inequality

$$\frac{\epsilon(1 - \phi)\phi}{(1 - \phi H(u))(1 - \phi H(u) - \phi\epsilon)} \leq \delta,$$

with respect to ϵ . By substituting $\epsilon = 1/2(k - 1)$, we calculate

$$k \geq \frac{\phi(1 - \phi + \delta(1 - \phi H(u)))}{2\delta(1 - \phi H(u))^2} + 1.$$

In addition, the bound is asymptotically equal to $\epsilon\phi/(1 - \phi)$ according to Remark 1. Consequently, it must also hold that

$$\frac{\epsilon\phi}{1 - \phi} \leq \delta \Rightarrow k \geq \frac{\phi}{2\delta(1 - \phi)} + 1.$$

Finally, as the number of phases k must be an integer, the smallest possible integer that satisfies at least one of the inequalities is the one described in Equation (12). \square

After this, we present our algorithm under the setting that we fix the desired accuracy δ for the approximation of the ruin probability $\hat{\psi}(u)$.

Algorithm 1. Spectral Approximation

Steps:

1. Calculate the roots $\rho_n, n = 1, \dots, N - 1$ using Equation (6).
2. Find the spectral cdf $S(y)$ of $\bar{F}_X(x)$.
3. Use Proposition 1 to calculate the spectral cdf $S_H(y)$ of $\bar{H}(u)$.
4. Approximate $\bar{H}(u)$ by a hyperexponential distribution with k phases.
 - (a) Choose the accuracy of the ruin probability δ for a fixed $u > 0$.
 - (b) Calculate k required to achieve this accuracy using Lemma 3 and set $\epsilon = \frac{1}{2(k-1)}$.
 - (c) Define k quantiles such that $S_H(\lambda_1) = \epsilon, S_H(\lambda_i) = 2(i-1)\epsilon, i = 2, \dots, k-1,$ and $S_H(\lambda_k) = 1 - \epsilon$.
 - (d) Approximate the spectral cdf $S_H(y)$ with the step function

$$\hat{S}_H(y) = \begin{cases} 0, & y \in [0, \lambda_1), \\ \epsilon, & y \in [\lambda_1, \lambda_2), \\ (2i-1)\epsilon, & y \in [\lambda_i, \lambda_{i+1}), i = 2, \dots, k-1, \\ 1, & y \geq \lambda_k. \end{cases}$$

- (e) Find the ladder height distribution $\hat{H}(u) = [e^{-\lambda_1 u} + 2 \sum_{i=2}^{k-1} e^{-\lambda_i u} + e^{-\lambda_k u}] / 2(k-1)$ and calculate its Laplace transform $\mathcal{L}\{\hat{H}(u)\}(s) = \frac{1}{2(k-1)} [\frac{1}{s+\lambda_1} + 2 \sum_{i=2}^{k-1} \frac{1}{s+\lambda_i} + \frac{1}{s+\lambda_k}]$.
 5. Calculate the Laplace transform of the ruin probability as $\mathcal{L}\{\hat{\psi}(u)\}(s) = \frac{\phi \mathcal{L}\{\hat{H}(u)\}(s)}{\phi s \mathcal{L}\{\hat{H}(u)\}(s) + 1 - \phi}$.
 6. Use simple fraction decomposition to determine positive real numbers $R_i, \eta_i, i = 1, \dots, k,$ with $\sum_{i=1}^k R_i = 1,$ such that $\mathcal{L}\{\hat{\psi}(u)\}(s) = \phi \sum_{i=1}^k R_i \frac{1}{s + \eta_i}$.
 7. Invert the previous Laplace transform to find $\hat{\psi}(u) = \phi \sum_{i=1}^k R_i e^{-\eta_i u}, u \geq 0$.
 8. The accuracy for $\hat{\psi}(u)$ is then $\frac{\mathcal{D}(H, \hat{H})(1 - \phi)\phi}{(1 - \phi H(u))(1 - \phi \hat{H}(u))}, \forall u > 0$.
-

Remark 3. The decomposition of $\mathcal{L}\{\hat{\psi}(u)\}(s)$ at Step 6 is guaranteed by [Asmussen and Rolski \(1992\)](#), who showed that the ruin probability in the Sparre Andersen model has a phase-type representation when the claim sizes are phase-type. Moreover, the particular hyperexponential representation of $\hat{\psi}(u)$ at Step 7 occurs because the poles of $\mathcal{L}\{\hat{\psi}(u)\}(s)$ are exactly the roots of the polynomial function $P_\phi(s) = \prod_{i=1}^k (s + \lambda_i) - \phi \left(\prod_{i=1}^k (s + \lambda_i) - s \left(\prod_{i=1}^k (2 - \delta_{i1} - \delta_{ik})(s + \lambda_i) \right)' / 2(k-1) \right)$, where δ_{ij} is the Kronecker delta. It is immediate from perturbation theory that $P_\phi(s)$ has exactly k simple roots analytic in ϕ ; see [Baumgärtel \(1985\)](#) for details.

Remark 4. The above algorithm is an extension of the one developed for the Cramér–Lundberg model in [Vatamidou et al. \(2014\)](#), to which we refer for further details on technical implementation.

4. Asymptotic Approximation

In many cases, it is of importance to investigate the asymptotic behaviour of the ruin probability when the initial risk reserve tends to infinity. This question is particularly interesting in the case of heavy-tailed claim sizes. Towards this direction, when the claim sizes belong to the class of subexponential distributions \mathcal{S} (Teugels 1975), e.g., Pareto, Weibull, Lognormal, etc., the following asymptotic approximation is classical (see, e.g., Embrechts and Veraverbeke 1982):

Theorem 3. *Suppose in the general Sparre Andersen model that the claim sizes and interclaim times have both finite means $\mathbb{E}X$ and $\mathbb{E}W$, respectively, such that $c\mathbb{E}W > \mathbb{E}X$. If $\frac{1}{\mathbb{E}X} \int_0^u \bar{F}_X(x)dx \in \mathcal{S}$, then*

$$\psi(u) \sim \psi_{\mathcal{S}}(u) := \frac{1}{c\mathbb{E}W - \mathbb{E}X} \int_u^{+\infty} \bar{F}_X(x)dx, \quad \text{as } u \rightarrow +\infty.$$

Note that the heavy-tail approximation $\psi_{\mathcal{S}}(u)$ holds for any interclaim time distribution. However, further modifications have been attained in Willmot (1999), when the Laplace transform of the interclaim times is a rational function of the form (5) with $\beta(s) = \beta$ and F_X belongs to the subclass of regularly varying distributions, i.e., $\bar{F}_X(u) \sim L(u)u^{-\alpha-1}e^{-\gamma u}$, $u \rightarrow +\infty$, where $L(u)$ a slowly varying function and $\alpha > 0$, $\gamma \geq 0$. For example, the Pareto(a, b) distribution (see Section 5.2.1) belongs to the class of regularly varying distributions with $L(u) = (b + 1/u)^{-a}$, $\alpha = a - 1$ and $\gamma = 0$, and its modified asymptotic approximation is then given by

$$\psi(u) \sim \psi_{\mathcal{M}}(u) := \frac{L(u)u^{-\alpha}}{\alpha(c\mathbb{E}W - \mathbb{E}X)} = \frac{(1 + bu)^{-a+1}}{(a - 1)(b + \frac{1}{u})(c\mathbb{E}W - \mathbb{E}X)},$$

which is smaller than $\psi_{\mathcal{S}}(u)$ by a factor $\frac{bu}{bu + 1}$ that converges to 1 as $u \rightarrow +\infty$; see Willmot (1999) for details.

Clearly, the heavy-tail approximation admits a simple formula whenever the expectations of the interclaim times and claim sizes are finite; however, it has a drawback that occurs when $c\mathbb{E}W \approx \mathbb{E}X$ the approximation is useful only for extremely large values of u .

In the next section, we compare the accuracy of the spectral approximation to the accuracy of the heavy tail one, i.e., $\psi_{\mathcal{S}}(u)$. An interesting observation is that the spectral approximation converges faster to zero than any heavy-tailed distribution due to the exponential decay rate of the former. Thus, the heavy-tail approximation is expected to outperform the spectral approximation in the far tail, but for medium values, this new approximation can be very competitive.

5. Numerical Analysis

The goal of this section is to implement our algorithm in order to check the accuracy of the spectral approximation and the tightness of its accompanying bound, which is given in Theorem 1. To perform the numerical examples, we need to make a selection for the distribution K of the interclaim times as well as the claim size distribution F_X .

5.1. Interclaims Times

We choose a hyperexponential distribution with two phases, i.e., $K \sim H_2(\theta, 1 - \theta; \nu_1, \nu_2)$, such that $\tilde{k}(s) = \frac{\nu_1\nu_2 + s(\theta\nu_1 + (1 - \theta)\nu_2)}{(s + \nu_1)(s + \nu_2)}$. As $N = 2$, it is evident that there exists only one positive and real root ρ_1 to the generalised Lundberg equation of Equation (6). Therefore, given also that $\beta(s) = \theta\nu_1 + (1 - \theta)\nu_2$, the ladder height distribution takes the form

$$\bar{H}(u) = \frac{1}{\phi c^2} \left(\frac{\nu_1\nu_2 - c\rho_1(\theta\nu_1 + (1 - \theta)\nu_2)}{-\rho_1} \mathcal{T}_{\rho_1} \bar{F}_X(u) + \frac{\nu_1\nu_2}{\rho_1} \mathcal{T}_0 \bar{F}_X(u) \right),$$

which is in accordance with [Li and Garrido \(2005\)](#).

5.2. Claim Sizes

For the claim sizes, we consider the Pareto(a, b) distribution with shape parameter $a > 0$ and scale parameter $b > 0$ and the Weibull(c, a) distribution with c and a positive shape and scale parameters, respectively.

5.2.1. Pareto

This distribution is c.m., as its cdf $\bar{F}_X(x) = (1 + bu)^{-a}$ can be written as the LST of the Gamma distribution with shape and scale parameters a and b , respectively, i.e.,

$$(1 + bu)^{-a} = \int_0^{+\infty} e^{-uy} \frac{y^{a-1}}{\Gamma(a)b^a} e^{-y/b} dy.$$

The n th moment of the Pareto distribution exists if and only if the shape parameter is greater than n . As we are interested in comparing the spectral approximation to the asymptotic approximation of Section 4, it is necessary to have a finite first moment for the claim sizes. Therefore, the shape parameter a must be chosen to be greater than 1.

Using Proposition 1, we can easily verify that

$$dS_H(y) = \frac{1}{\phi c^2} \left(\frac{v_1 v_2 - c \rho_1 (\theta v_1 + (1 - \theta) v_2)}{-(y + \rho_1) \rho_1} + \frac{v_1 v_2}{y \rho_1} \right) \frac{y^{a-1}}{\Gamma(a) b^a} e^{-y/b} dy.$$

5.2.2. Weibull

It can be verified that the cdf $\bar{F}_X(x) = e^{-(u/a)^c}$ with fixed shape parameter $c = 1/2$ arises as a c.m. distribution ([Jewell 1982](#)), where the mixing measure (measure of the spectral function) S is given by

$$dS(y) = \frac{e^{-\frac{1}{4ay}}}{2\sqrt{a\pi y^3}} dy.$$

Similarly, we can find using Proposition 1 that

$$dS_H(y) = \frac{1}{\phi c^2} \left(\frac{v_1 v_2 - c \rho_1 (\theta v_1 + (1 - \theta) v_2)}{-(y + \rho_1) \rho_1} + \frac{v_1 v_2}{y \rho_1} \right) \frac{e^{-\frac{1}{4ay}}}{2\sqrt{a\pi y^3}} dy.$$

5.3. Numerical Results

The goal of this section is to implement our algorithm to check the accuracy of the spectral approximation and the tightness of its accompanying bound, which is given in Theorem 1.

For Pareto claim sizes, we choose $a = 2$, $b = 3$, $c = 1$, $\theta = 0.4$, $v_1 = 1$ and $v_2 = 5$, and we obtain $\mathbb{E}W = 0.52$, $\mathbb{E}X = 0.33$ and $\phi = 0.72897$. For Weibull claim sizes, we choose $a = 3$, $c = 1$, $\theta = 0.2$, $v_1 = 1$ and $v_2 = 1/9$, and we obtain $\mathbb{E}W = 7.4$, $\mathbb{E}X = 6$ and $\phi = 0.83184$. Note that we performed extensive numerical experiments for various combinations of parameters, but we chose to present only these two cases since the qualitative conclusions are comparable among all cases. Our experiments are illustrated below.

- **Impact of phases.** It is intuitively true that the spectral approximation becomes more accurate as the number of phases increases. To test this hypothesis, we compare three different spectral approximations with number of phases 10, 30 and 100, respectively, with the exact value of the ruin probability (which we obtain through simulation). We display our results in Table 1 only for Pareto claim sizes. The conclusion is that, indeed, a more accurate spectral approximation is

achieved, as the number of phases increases for every fixed initial capital u , which is in line with expectations.

Table 1. The spectral approximation for different number of phases, under Pareto(2,3) claim sizes. The numbers in the brackets correspond to the confidence intervals of the exact ruin probability.

u	Simulation	sa 10 Phases	sa 30 Phases	sa 100 Phases
0	0.72888 (± 0.00016)	0.72897	0.72897	0.72897
1	0.42859 (± 0.00018)	0.42505	0.42828	0.42859
2	0.30991 (± 0.00017)	0.29972	0.30877	0.30984
5	0.16095 (± 0.00014)	0.13236	0.15608	0.15996
10	0.08189 (± 0.00010)	0.04214	0.07216	0.08017
15	0.05240 (± 0.00008)	0.01463	0.03978	0.05025

- Quality of the bound.** A compelling question regarding the bound is if it is strict or pessimistic, i.e., how far it is from the true error of the spectral approximation. To answer this question, we first need to determine the accuracy δ we would like to guarantee for the ruin probability. Using Lemma 3, we present, in Figure 2, the number of phases required in order to guarantee $\delta = 0.02$ under Pareto(2,3) claim sizes and $\delta = 0.05$ under Weibull(0.5,3) claim sizes as a function of u . For $u = 30$, the required number of phases is equal to $k = 67$ in the Pareto case. Similarly, we find that $k = 11$ for $u = 17$ in the Weibull case. We generate the spectral approximations with 67 and 11 phases, respectively, and compare in Figure 3 the true error (difference between simulation and spectral approximation) with the predicted error bound of Theorem 1 (green dotted line). The dashed cyan line in the left graph represents the worst-case scenario for the bound that was used in the proof of Lemma 3 to calculate the optimal number of phases to guarantee an error of at most $\delta = 0.02$ up to $u = 30$.

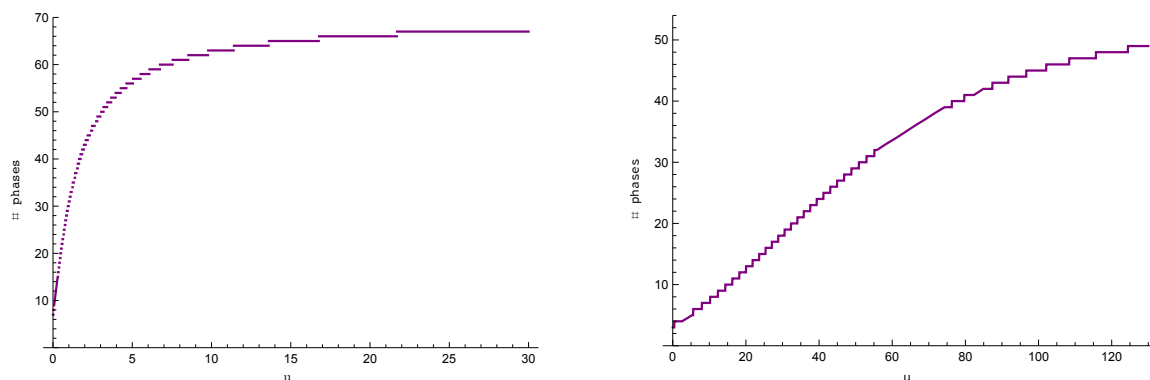


Figure 2. Number of phases required to guarantee for each initial capital u an error bound (i) $\delta = 0.02$ under Pareto(2,3) claim sizes (left graph) and (ii) $\delta = 0.05$ under Weibull(0.5,3) claim sizes (right graph).

As we can observe in Figure 3, the true error is significantly smaller than the predicted error bound for small values of u , under Pareto(2,3) claim sizes. This may be because, for small values of u , a smaller number of phases k is enough to guarantee $\delta = 0.02$; see also Figure 2. Afterwards, the true error increases to the error bound by reaching its maximum value close to $u = 40$, and then drops to zero as $u \rightarrow \infty$, whereas the predicted bound remains constant. A similar behaviour is recognised under Weibull(0.5,3) claim sizes, where now the true error is close to the predicted error bound for small values of u , as $k = 11$ is already a small number itself.

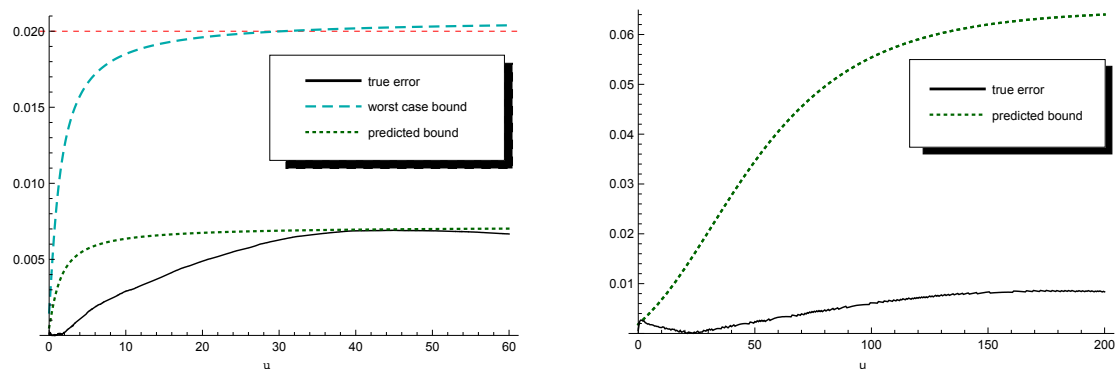


Figure 3. Comparison between the error bound and the true error, under Pareto(2,3) (left graph) and Weibull(0.5,3) (right graph) claim sizes. The dashed cyan line in the left graph corresponds to the worst-case scenario for the bound that was used to determine the number of phases in the spectral approximation that guarantee $\delta = 0.02$ up to $u = 30$.

Finally, notice that the predicted error bound is almost 4 times smaller than $\delta = 0.02$ in the Pareto case. This happens because $\mathcal{D}(H, \hat{H})$ could be a lot smaller than ϵ ; see also Figure 1 where $\mathcal{D}(H, \hat{H}) < 0.1$. However, most importantly, the true error is close to the predicted bound, and thus we can say that Lemma 3 provides a good proxy for the necessary number of phases k to achieve it.

- Comparison between spectral and heavy-tail approximations. As we pointed out in Section 4, the spectral approximation is expected to underestimate both the exact ruin probability and the asymptotic approximation $\psi_S(u)$ in Theorem 3 for large u , due to its exponential decay rate. It is of interest to see the magnitude of u for which the asymptotic approximation outperforms the spectral approximation.

We select the spectral approximations with $k = 67$ phases for Pareto(2,3) claim sizes and $k = 11$ phases for Weibull(0.5,3) claim sizes, as in the previous experiment, and present the distributions in a graph. The pink shadow in Figure 4 enfolding the spectral approximation represents its bound. We observe that for small values of u , the spectral approximation is more accurate than the heavy-tail approximation, where the second provides a rough estimate of the ruin probability. On the other hand, the heavy-tail approximation is slightly more accurate than the spectral approximation in the tail, i.e., for $u > 25$, under Pareto claim sizes. However, for the Weibull case, we observe that, even for values of u around 300, the spectral approximation still outperforms the heavy-tail approximation.

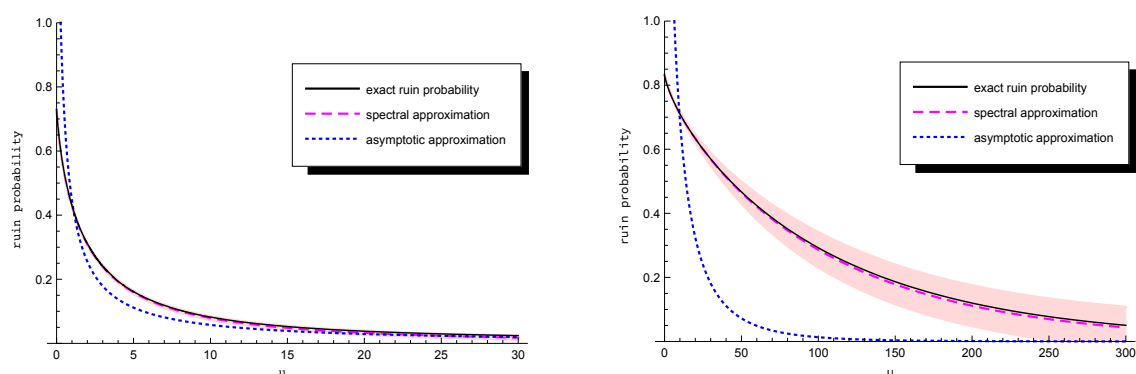


Figure 4. Comparison between the spectral approximation with $k = 67$ under Pareto(2,3) claim sizes (left graph) and with $k = 11$ under Weibull(0.5,3) claim sizes (right graph) and the heavy-tail approximation.

6. Conclusions

In this paper, we considered the ruin probability of the Sparre Andersen model with heavy-tailed claim sizes and interclaim times with rational Laplace transform. Using the geometric random sum representation, we developed an explicit bound and also constructed a spectral approximation by approximating the c.m. ladder height distribution with a hyperexponential one. Our spectral approximation algorithm advances on the algorithm established in [Vatamidou et al. \(2014\)](#) in various aspects. We provide below a summary of our conclusions both for the spectral approximation and the bound.

- When comparing with the technique proposed in [Vatamidou et al. \(2014\)](#), the strategic selection of the quantiles in Step 4d reduces the number of phases to almost a half, to guarantee a certain accuracy for the ladder height distribution.
- As the bound depends on the initial capital, we were able to focus on one area and optimise the required number of phases to achieve a desired accuracy, e.g., we would need 110 phases for $u = 5$ and 132 phases for $u = 30$ to guarantee accuracy of at most $\delta = 0.01$ in our example.
- The step function is constructed to guarantee $\mathcal{D}(H, \hat{H}) \leq \epsilon$, but in most applications $\mathcal{D}(H, \hat{H})$ is a lot smaller than ϵ . Thus, the use of $\mathcal{D}(H, \hat{H})$ in the bound makes it tighter.

To sum up, the spectral approximation is highly accurate for all values of u as opposed to the heavy-tail approximation, which fails to provide a good fit for small values. Moreover, it is accompanied by a rather tight bound.

Finally, note that the results of this paper are also valid for the risk model with two-sided jumps, i.e.,

$$\check{R}(t) = u + ct + \sum_{j=1}^{N_+(t)} Y_j - \sum_{i=1}^{N_-(t)} X_i, \quad t \geq 0, \tag{13}$$

where u, c and X_i are defined as before, whereas $N_+(t)$ and $N_-(t)$ are independent Poisson processes with intensities λ_+ and λ_- , respectively; see, e.g., [Albrecher et al. \(2010\)](#). In addition, the sequence $\{Y_j\}_{j \geq 1}$ of i.i.d. r.v.'s, independent of $\{X_i\}_{i \geq 1}, N_+(t)$ and $N_-(t)$, and having the common d.f. G_Y that belongs to the class of distributions with rational Laplace transform, are the sizes of premium payments. The positive security loading condition in this model becomes $c + \lambda_+ \mathbb{E}Y > \lambda_- \mathbb{E}X$.

Let τ_n be the time when the n th claim occurs with $\tau_0 = 0$. As ruin occurs only at the epochs when claims occur, we define the discrete time process $\check{R} = \{\check{R}_n : n = 0, 1, 2, \dots\}$, where $\check{R}_0 = 0$ and $\check{R}_n = \check{R}(\tau_n)$, which denotes the surplus immediately after the n th claim, i.e.,

$$\check{R}_n = u + c\tau_n + \sum_{j=1}^{N_+(\tau_n)} Y_j - \sum_{i=1}^n X_i = u + c\check{\tau}_n - \sum_{i=1}^n X_i, \quad n = 0, 1, 2, \dots, \tag{14}$$

where $\check{\tau}_n = \tau_n + \sum_{j=1}^{N_+(\tau_n)} Y_j/c$ with $\check{\tau}_0 = 0$. Equation (14) corresponds to the discrete-time embedded process of the Sparre Andersen risk model (1), and the counting process $N(t)$ denotes the number of claims up to time t with the modified interclaim times $W_i = \check{\tau}_i - \check{\tau}_{i-1}$. Clearly,

$$\tilde{k}(s) = \frac{\lambda_-}{\lambda_- + s + \lambda_+(1 - \tilde{g}_Y(s/c))}, \tag{15}$$

where $\tilde{g}_Y(s) = \int_0^{+\infty} e^{-sx} dG_Y(x)$ is the Laplace transform of the premium payments; see [Dong and Liu \(2013\)](#). Let now $\check{T} = \inf\{t \geq 0 \mid \check{R}(t) < 0\}$ and $\check{\psi}(u) = \mathbb{P}(\check{T} < \infty \mid \check{R}(0) = u)$. Obviously, $\check{\psi}(u) = \psi(u)$.

Author Contributions: Both authors contributed equally.

Funding: Financial support from the Swiss National Science Foundation Project 200021_168993 is gratefully acknowledged.

Conflicts of Interest: The authors declare no conflict of interest.

References

- Albrecher, Hansjörg, and Onno J. Boxma. 2005. On the discounted penalty function in a Markov-dependent risk model. *Insurance: Mathematics and Economics* 37: 650–72. [\[CrossRef\]](#)
- Albrecher, Hansjörg, Corina Constantinescu, and Enrique Thomann. 2012. Asymptotic results for renewal risk models with risky investments. *Stochastic Processes and Their Applications* 122: 3767–89. [\[CrossRef\]](#)
- Albrecher, Hansjörg, Hans U. Gerber, and Hailiang Yang. 2010. A direct approach to the discounted penalty function. *North American Actuarial Journal* 14: 420–34. [\[CrossRef\]](#)
- Albrecher, Hansjörg, Christian Hipp, and Dominik Kortschak. 2010. Higher-order expansions for compound distributions and ruin probabilities with subexponential claims. *Scandinavian Actuarial Journal* 2010: 105–35. [\[CrossRef\]](#)
- Asmussen, Søren, and Hansjörg Albrecher. 2010. *Ruin Probabilities*, 2nd ed. Advanced Series on Statistical Science & Applied Probability, 14. Singapore: World Scientific.
- Asmussen, Søren, and Tomasz Rolski. 1992. Computational methods in risk theory: A matrix-algorithmic approach. *Insurance: Mathematics and Economics* 10: 259–74. [\[CrossRef\]](#)
- Baumgärtel, Hellmut. 1985. *Analytic Perturbation Theory for Matrices and Operators*. Basel: Birkhäuser.
- Chiu, Sung Nok, and Chuancun Yin. 2014. On the complete monotonicity of the compound geometric convolution with applications in risk theory. *Scandinavian Actuarial Journal* 2014: 116–24. [\[CrossRef\]](#)
- Dickson, David C. M. 1998. On a class of renewal risk processes. *North American Actuarial Journal* 2: 60–68. [\[CrossRef\]](#)
- Dickson, David C. M., and Christian Hipp. 2001. On the time to ruin for erlang (2) risk processes. *Insurance: Mathematics and Economics* 29: 333–44. [\[CrossRef\]](#)
- Dong, Hua, and Zaiming Liu. 2013. The ruin problem in a renewal risk model with two-sided jumps. *Mathematical and Computer Modelling* 57: 800–11. [\[CrossRef\]](#)
- Embrechts, Paul, Claudia Klüppelberg, and Thomas Mikosch. 1997. *Modelling Extremal Events: For Insurance and Finance, Volume 33 of Applications of Mathematics*. Berlin: Springer.
- Embrechts, Paul, and Noël Veraverbeke. 1982. Estimates for the probability of ruin with special emphasis on the possibility of large claims. *Insurance: Mathematics and Economics* 1: 55–72. [\[CrossRef\]](#)
- Feldmann, Anja, and Ward Whitt. 1998. Fitting mixtures of exponentials to long-tail distributions to analyze network performance models. *Performance Evaluation* 31: 245–79. [\[CrossRef\]](#)
- Feller, William. 1971. *An Introduction to Probability Theory and Its Applications, Volume II*, 2nd ed. New York: John Wiley & Sons Inc.
- Jewell, Nicholas P. 1982. Mixtures of exponential distributions. *The Annals of Statistics* 10: 479–84. [\[CrossRef\]](#)
- Labbé, Chantal, and Kristina P. Sendova. 2009. The expected discounted penalty function under a risk model with stochastic income. *Applied Mathematics and Computation* 215: 1852–67. [\[CrossRef\]](#)
- Landriault, David, and Gordon Willmot. 2008. On the gerber–shiu discounted penalty function in the sparre andersen model with an arbitrary interclaim time distribution. *Insurance: Mathematics and Economics* 42: 600–8. [\[CrossRef\]](#)
- Li, Shuanming, and José Garrido. 2005. On a general class of renewal risk process: Analysis of the Gerber–Shiu function. *Advances in Applied Probability* 37: 836–56. [\[CrossRef\]](#)
- Peralta, Oscar, Leonardo Rojas-Nandayapa, Wangyue Xie, and Hui Yao. 2018. Approximation of ruin probabilities via erlangized scale mixtures. *Insurance: Mathematics and Economics* 78: 136–56. [\[CrossRef\]](#)
- Temnov, Gregory. 2004. Risk process with random income. *Journal of Mathematical Sciences* 123: 3780–94. [\[CrossRef\]](#)
- Temnov, Gregory. 2014. Risk models with stochastic premium and ruin probability estimation. *Journal of Mathematical Sciences* 196: 84–96. [\[CrossRef\]](#)
- Teugels, Jozef L. 1975. The class of subexponential distributions. *The Annals of Probability* 3: 1000–11. [\[CrossRef\]](#)

- Vatamidou, Eleni, Ivo Jean Baptiste François Adan, Maria Vlasiou, and Bert Zwart. 2014. On the accuracy of phase-type approximations of heavy-tailed risk models. *Scandinavian Actuarial Journal* 2014: 510–34. [[CrossRef](#)]
- Wei, Jiaqin, Rongming Wang, and Dingjun Yao. 2008. The asymptotic estimate of ruin probability under a class of risk model in the presence of heavy tails. *Communications in Statistics–Theory and Methods* 37: 2331–41. [[CrossRef](#)]
- Willmot, Gordon E. 1999. A laplace transform representation in a class of renewal queueing and risk processes. *Journal of Applied Probability* 36: 570–84. [[CrossRef](#)]
- Willmot, Gordon E. 2007. On the discounted penalty function in the renewal risk model with general interclaim times. *Insurance: Mathematics and Economics* 41: 17–31. [[CrossRef](#)]
- Willmot, Gordon E., X. Sheldon Lin, and X. Sheldon Lin. 2001. *Lundberg Approximations for Compound Distributions with Insurance Applications*. New York: Springer, vol. 156.
- Willmot, Gordon E., and Jae-Kyung Woo. 2017. *Surplus Analysis of Sparre Andersen Insurance Risk Processes*. Cham: Springer.



© 2019 by the authors. Licensee MDPI, Basel, Switzerland. This article is an open access article distributed under the terms and conditions of the Creative Commons Attribution (CC BY) license (<http://creativecommons.org/licenses/by/4.0/>).