

Dassios, Angelos; Jang, Jiwook; Zhao, Hongbiao

Article

A generalised CIR process with externally-exciting and self-exciting jumps and its applications in insurance and finance

Risks

Provided in Cooperation with:

MDPI – Multidisciplinary Digital Publishing Institute, Basel

Suggested Citation: Dassios, Angelos; Jang, Jiwook; Zhao, Hongbiao (2019) : A generalised CIR process with externally-exciting and self-exciting jumps and its applications in insurance and finance, *Risks*, ISSN 2227-9091, MDPI, Basel, Vol. 7, Iss. 4, pp. 1-18, <https://doi.org/10.3390/risks7040103>

This Version is available at:

<https://hdl.handle.net/10419/257941>

Standard-Nutzungsbedingungen:

Die Dokumente auf EconStor dürfen zu eigenen wissenschaftlichen Zwecken und zum Privatgebrauch gespeichert und kopiert werden.

Sie dürfen die Dokumente nicht für öffentliche oder kommerzielle Zwecke vervielfältigen, öffentlich ausstellen, öffentlich zugänglich machen, vertreiben oder anderweitig nutzen.

Sofern die Verfasser die Dokumente unter Open-Content-Lizenzen (insbesondere CC-Lizenzen) zur Verfügung gestellt haben sollten, gelten abweichend von diesen Nutzungsbedingungen die in der dort genannten Lizenz gewährten Nutzungsrechte.

Terms of use:

Documents in EconStor may be saved and copied for your personal and scholarly purposes.

You are not to copy documents for public or commercial purposes, to exhibit the documents publicly, to make them publicly available on the internet, or to distribute or otherwise use the documents in public.

If the documents have been made available under an Open Content Licence (especially Creative Commons Licences), you may exercise further usage rights as specified in the indicated licence.



<https://creativecommons.org/licenses/by/4.0/>

Article

A Generalised CIR Process with Externally-Exciting and Self-Exciting Jumps and Its Applications in Insurance and Finance

Angelos Dassios ^{1,*}, Jiwook Jang ²  and Hongbiao Zhao ³ 

¹ Department of Statistics, London School of Economics, Houghton Street, London WC2A 2AE, UK

² Department of Actuarial Studies & Business Analytics, Macquarie Business School, Macquarie University, Sydney NSW 2109, Australia; jiwook.jang@mq.edu.au

³ School of Statistics and Management, Shanghai University of Finance and Economics, No. 777 Guoding Road, Shanghai 200433, China; dr.hongbiao.zhao@gmail.com

* Correspondence: a.dassios@lse.ac.uk

Received: 26 August 2019; Accepted: 10 October 2019; Published: 14 October 2019



Abstract: In this paper, we study a generalised CIR process with externally-exciting and self-exciting jumps, and focus on the distributional properties and applications of this process and its aggregated process. The aim of the paper is to introduce a more general process that includes many models in the literature with self-exciting and external-exciting jumps. The first and second moments of this jump-diffusion process are used to calculate the insurance premium based on mean-variance principle. The Laplace transform of aggregated process is derived, and this leads to an application for pricing default-free bonds which could capture the impacts of both exogenous and endogenous shocks. Illustrative numerical examples and comparisons with other models are also provided.

Keywords: contagion risk; insurance premium; aggregate claims; default-free bond pricing; self-exciting process; hawkes process; CIR process

JEL Classification: G22; G13; C02

1. Introduction

Over recent years, self-exciting processes, especially the Hawkes point processes, have been brought to bear in the modelling and analysis of phenomena as diverse as earthquakes, credit defaults and arrivals of orders in the limit-order books in financial markets. Numerous papers have looked at modelling finance and insurance risk based on them. The theoretical foundation can be traced back to a series of papers written by Hawkes (1971a, 1971b); Hawkes and Oakes (1974); Brémaud and Massoulié (1996, 2001, 2002); and more recently, Dassios and Zhao (2011); Zhu (2013a, 2015); Jaisson and Rosenbaum (2015) and Boumezoued (2016). Early applications concentrated on the fields such as seismology (see Vere-Jones (1975, 1978); Adamopoulos (1976); Ozaki (1979); Vere-Jones and Ozaki (1982) and Ogata (1988)).

Recently, rapidly growing applications have emerged in market microstructure and finance (see Chavez-Demoulin et al. (2005); Bowsher (2007); Bauwens and Hautsch (2009); Embrechts et al. (2011); Bacry et al. (2013) and Aït-Sahalia et al. (2015)). Moreover, reduced-form models for credit default risk based on these processes can also be found in Errais et al. (2010); Dassios and Zhao (2011) and Aït-Sahalia et al. (2014). On the other hand, Stabile and Torrisi (2010) first applied Hawkes process in the context of insurance risk to study the asymptotic behavior of the infinite- and finite-horizon ruin probabilities. Dassios and Zhao (2012) adopted a generalised version as a claim-arrival process, and estimated the ruin probabilities via importance sampling.

Jang and Dassios (2013) followed this work by studying a bivariate version and applied to the insurance premium calculations. In addition, Zhu (2013b) investigated the asymptotics of ruin probabilities based on the large deviation principle.

In particular, these papers related to the aforementioned literature assume that interest rates equal zero, except for the work of Jang and Dassios (2013) where the interest rate is assumed to be constant. Previous works dealing with the effect of constant interest rates in terms of premium setting can be found in Léveillé and Garrido (2001); Jang (2004) and Jang and Kravavych (2004). Considering the claim inflation experienced cancels out interest earned, we can ignore the effect of the rate of interest. However, the interest rate might be more variable than the claims themselves. Hence, in this paper, we consider a stochastic interest rate to the aggregate claim amounts. Besides, to further accommodate the clustering effects of claims due to increases in the frequency of natural or man-made disasters, improved models are required to predict claims arising from catastrophic events. For these, we now study a generalised CIR process with externally-exciting and self-exciting jumps, which can be considered as a model extension of Zhu (2013a) or Dassios and Zhao (2017b, 2017a). It is also a generalisation of Jang (2007), where he studied a stochastic interest rate for the aggregate claim amounts using a jump-diffusion process without the self-exciting component.

Since the global financial crisis of 2007, interest rates have been lowered to avoid a great recession, and developed countries have delayed the rises of interest rates due to their fragile economies. However, this low interest rate regime will not continue forever. In addition, recent Greece's "No" vote on the bailout conditions proposed by the relevant international institutions (EU, IMF and ECB) brought about the increases of the yields on the country's government bonds as well as the yields on Italian and Spanish government bonds. Even though Greece and the rest of eurozone reached an agreement that could lead to a third bailout and keep the country in the eurozone, undoubtedly there would be sudden jumps in the yields of government bonds due to the clustering arrivals of shocks, such as news of failing to reign in their budget deficits and debts. There have also been sudden interest rate rises in the market in the past, for instance, when the UK crashed out of the ERM in 1992, the East Asian financial crisis of 1997, and the European sovereign debt crisis since 2009. We attempt to model the evolution of interest rates in a continuous-time setting by using a flexible stochastic process that includes a *mean-reverting diffusion*, *externally-exciting* and *self-exciting* jumps all together within a single framework. The arrivals of externally-exciting jumps are assumed to be distributed according to a simple Poisson process. We then calculate the prices of default-free zero-coupon bonds at time 0 paying \$1 at time t .

This article is structured as follows. We define and characterise the generalised CIR process with externally-exciting and self-exciting jumps in Section 2. It is then followed by Section 3 analysing its theoretical distributional properties based on martingale methodology. Examining variations of this process in modelling the aggregate claim amounts with/without interest rate and also with/without a cluster of claims, we provide insurance premium calculations based on these moments in Section 4.1. The comparisons between the moments of aggregate claims with/without self-exciting jumps and with/without a diffusion coefficient are also made. In Section 4.2, we apply the results in Section 2 to modelling interest rates and pricing government zero-coupon bonds. The comparisons between the bond prices with/without self-exciting component are also made. The sensitivities are also shown with respect to the underlying parameters in this section. Section 5 contains some concluding remarks.

2. Mathematical Background

In this section, let us first provide a mathematical definition as below for this generalised CIR process.

Definition 1 (Generalised CIR Process with Externally-exciting and Self-exciting Jumps). *Generalised CIR process with externally-exciting and self-exciting jumps is a jump-diffusion process*

$$S_t = a + (S_0 - a)e^{-\delta t} + \sigma \int_0^t e^{-\delta(t-s)} \sqrt{S_s} dW_s + \sum_{0 \leq T_i^{(X)} < t} X_i e^{-\delta(t-T_i^{(X)})} + \sum_{0 \leq T_j^{(Y)} < t} Y_j e^{-\delta(t-T_j^{(Y)})}, \quad t \geq 0, \quad (1)$$

where

- $S_0 > 0$ is the initial value at time $t = 0$;
- $a \geq 0$ is the constant mean-reversion level;
- $\delta > 0$ is the constant mean-reversion rate;
- $\sigma > 0$ is the constant that governs the volatility;
- $\{W_t\}_{t \geq 0}$ is a standard Brownian motion;
- $\{X_i\}_{i=1,2,\dots}$ are the sizes of externally-exciting jumps, a sequence of i.i.d. positive r.v.s with distribution function $H(x), x > 0$, occurring at the corresponding random times $\{T_i^{(X)}\}_{i=1,2,\dots}$ following a Poisson process $N_t^{(X)}$ of constant rate $\rho > 0$;
- $\{Y_j\}_{j=1,2,\dots}$ are the sizes of self-exciting jumps, a sequence of i.i.d. positive r.v.s with distribution function $G(y), y > 0$, occurring at the corresponding random times $N \equiv \{T_j^{(Y)}\}_{j=1,2,\dots}$, and this point process N_t has a stochastic intensity linearly dependent on S_t , i.e.,

$$\lambda_t = b + cS_t, \quad b, c \geq 0; \quad (2)$$

and

- the sequences $\{X_i\}_{i=1,2,\dots}$, $\{Y_j\}_{j=1,2,\dots}$, $\{T_i^{(X)}\}_{i=1,2,\dots}$ and $\{W_t\}_{t \geq 0}$ are assumed to be independent of each other.

Equivalently, Equation (1) can be expressed by the stochastic differential equation (SDE)

$$dS_t = \delta(a - S_t) dt + \sigma \sqrt{S_t} dW_t + dJ_t^{(X)} + dJ_t^{(Y)}, \quad (3)$$

where $J_t^{(X)} := \sum_{i=1}^{N_t^{(X)}} X_i$ and $J_t^{(Y)} := \sum_{j=1}^{N_t} Y_j$. Basically, this stochastic process S_t has four terms:

- The first two terms correspond to the classical *square-root process* (Feller 1951) or *CIR process* (Cox et al. 1985).
- The third term corresponds to the impact of exogenous shocks.
- The last term corresponds to the impact of past exogenous shocks acting on the future intensity, and this term corresponds to the self-exciting component in a generalised Hawkes framework.

The resulting process can be considered either as a natural generalisation of a CIR process or a Markovian Hawkes process¹. Hence, it can be considered as the extensions of some recent models proposed by Zhu (2013a) and Dassios and Zhao (2017b, 2017a). This process presents some unique features which might be suitable for mimicking the dynamics of some financial quantities, such as the aggregate losses for insurance companies and interest rates in the fixed-income markets. In particular, a crucial relationship between the process level and the jump arrivals is specified by Equation (2)², and

¹ A Markovian Hawkes process is the one with exponential fertility rate.

² A similar setup as Equation (2) for constructing dependency between the interest rate and default rate was presented in Lando (2004, p.123).

it essentially controls the degree of “contagion” effects: when the level of process is high, more jump arrivals are expected to follow afterwards, hence, contagion spreads accordingly. To illustrate how this new process looks, by setting parameters by $(a, \lambda_0, \delta, \sigma) = (2, 2, 1, 1)$ and assuming jump sizes follow the exponential distribution of rate 1.5, simulated sample paths of S_t as defined in Equation (1) within the time horizons of $[0, 0.1]$, $[0, 1]$ and $[0, 10]$ are presented in Figure 1.

For notational simplification, we denote the moments and Laplace transforms by

$$\begin{aligned} \mu_{1_H} &:= \int_0^\infty x dH(x), & \mu_{2_H} &:= \int_0^\infty x^2 dH(x), & \hat{h}(u) &:= \int_0^\infty e^{-ux} dH(x), \\ \mu_{1_G} &:= \int_0^\infty y dG(y), & \mu_{2_G} &:= \int_0^\infty y^2 dG(y), & \hat{g}(u) &:= \int_0^\infty e^{-uy} dG(y), \end{aligned}$$

and the aggregated process by $Z_t := \int_0^t S_u du$. For the well-posedness of the process, $\delta > \mu_{1_G}$ is the stationary condition for the original Hawkes process, and we also need it in some parts of this paper. However, the conventional Feller’s condition $2\delta a \geq \sigma^2$ for the original CIR process is not required throughout this paper as we allow the process to reach the zero level flexibly.

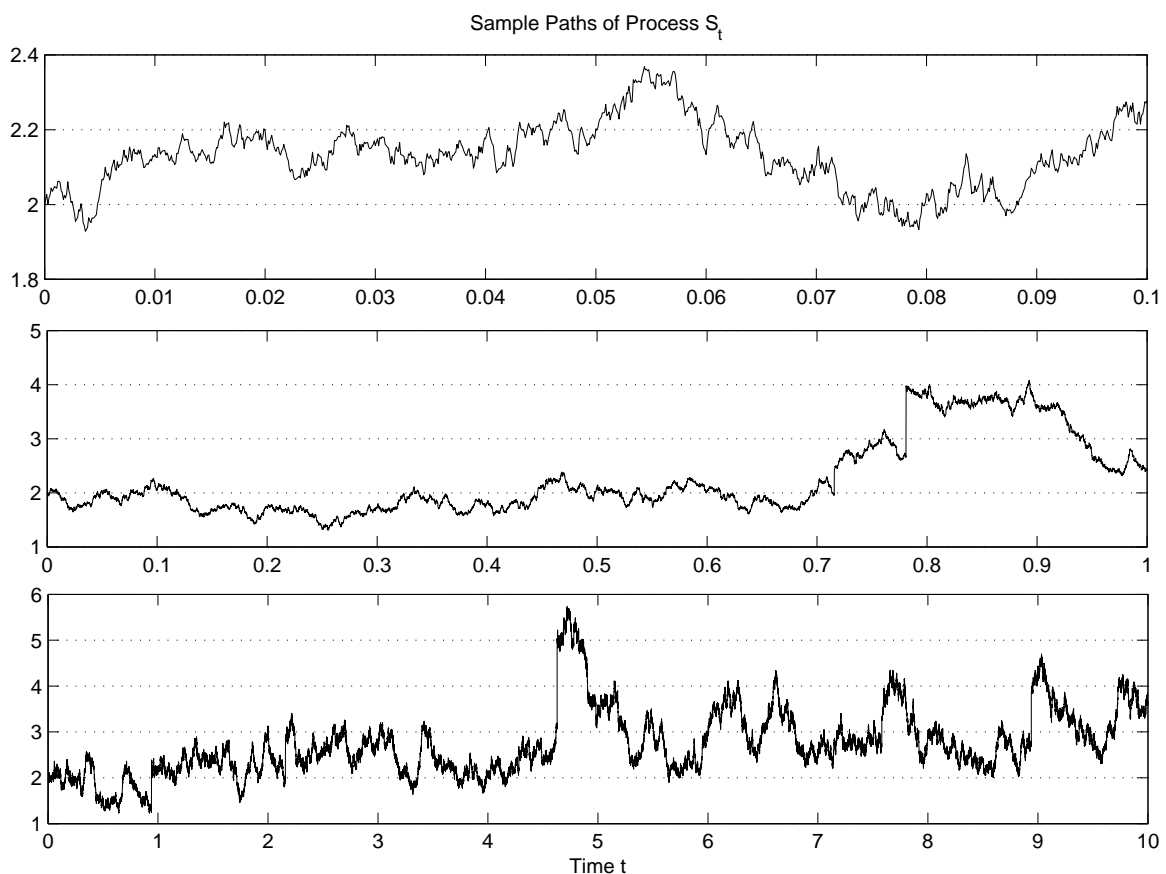


Figure 1. Sample paths of simulated process S_t for three different time horizons.

3. Distributional Properties

Note that this model as defined in Equation (1) is still within the classical affine framework Duffie et al. (2000, 2003). Without losing generality, in this paper, we only consider the canonical case when $b = 0$ and $c = 1$ for the intensity process in Equation Equation (2), as indeed it is mathematically

trivial to derive all associated results below for a general setup based on $b, c \geq 0$ (see also in [Zhu \(2014\)](#)). Let us first provide the joint Laplace transform of the distribution of (S_t, Z_t) :

Proposition 1. For constants $\nu, \xi \geq 0$, we have the conditional joint Laplace transform

$$\mathbb{E} \left[e^{-\nu S_T} e^{-\xi Z_T} \mid S_t, Z_t \right] = e^{-(D(T)-D(t))} e^{-C(t)S_t} e^{-\xi Z_t}, \quad t \in [0, T], \tag{4}$$

where $C(t)$ is determined by the non-linear ordinary differential equation (ODE)

$$-C'(t) + \delta C(t) + [\hat{g}(C(t)) - 1] + \frac{1}{2}\sigma^2 C^2(t) - \xi = 0, \tag{5}$$

with the boundary condition $C(T) = \nu$; and $D(T) - D(t)$ is determined by

$$D(T) - D(t) = a\delta \int_t^T C(s) ds + \varrho \int_t^T [1 - \hat{h}(C(s))] ds. \tag{6}$$

The proof is provided in Appendix A, which is based on the martingale approach (see also [Dassios and Embrechts \(1989\)](#) and [Dassios and Jang \(2003\)](#)).

Theorem 1. Under the condition $\delta > \mu_{1_G}$, for any $\nu \in [0, a^+)$ and $\xi > 0$, the joint Laplace transform of (S_T, Z_T) conditional on S_0 is given by

$$\mathbb{E} \left[e^{-\nu S_T} e^{-\xi Z_T} \mid S_0 \right] = e^{-\mathcal{G}_{\nu, \xi}^{-1}(T)S_0} \times \exp \left(- \int_{\nu}^{\mathcal{G}_{\nu, \xi}^{-1}(T)} \frac{a\delta u + \varrho [1 - \hat{h}(u)]}{1 + \xi - \delta u - \hat{g}(u) - \frac{1}{2}\sigma^2 u^2} du \right), \tag{7}$$

where

$$\mathcal{G}_{\nu, \xi}(A) := \int_{\nu}^A \frac{1}{1 + \xi - \delta u - \hat{g}(u) - \frac{1}{2}\sigma^2 u^2} du, \quad A \in [\nu, a^+);$$

and a^+ is the unique positive solution to the equation $1 + \xi - \delta u - \hat{g}(u) - \frac{1}{2}\sigma^2 u^2 = 0$.

Proof. By setting $t = 0$ in Equation (4), we have

$$\mathbb{E} \left[e^{-\nu S_T} e^{-\xi Z_T} \mid \mathcal{F}_0 \right] = e^{-C(0)S_0} e^{-(D(T)-D(0))}, \quad t \in [0, T], \tag{8}$$

where \mathcal{F}_t is the sigma-algebra generated by S_t , and $C(0)$ is uniquely determined by the non-linear ODE

$$-C'(t) + \delta C(t) + [\hat{g}(C(t)) - 1] + \frac{1}{2}\sigma^2 C^2(t) - \xi = 0, \tag{9}$$

with the boundary condition $C(T) = \nu$. Under the condition $\delta > \mu_{1_G}$, it can be solved by the following steps:

1. Set $C(t) = A(T - t)$ and $\tau = T - t$. Then, Equation Equation (9) becomes

$$\frac{dA(\tau)}{d\tau} = 1 - \delta A(\tau) - \hat{g}(A(\tau)) - \frac{1}{2}\sigma^2 A^2(\tau) + \xi, \tag{10}$$

with the initial condition $A(0) = \nu \geq 0$; we define the right-hand side of Equation (10) as the function $f_1(A)$, i.e.,

$$f_1(A) := 1 + \xi - \delta A - \hat{g}(A) - \frac{1}{2}\sigma^2 A^2.$$

2. Under the condition of $\delta > \mu_{1G}$, we have

$$\frac{\partial f_1(A)}{\partial A} = \int_0^\infty ye^{-Ay}dG(y) - \delta - \sigma^2 A \leq \int_0^\infty ydG(y) - \delta = \mu_{1G} - \delta < 0, \quad A \geq 0,$$

then, $f_1(A)$ is a strictly decreasing function of $A \geq 0$. Thus, we have $f_1(A) < \xi$ for $A > 0$, since $f_1(0) = \xi > 0$; there is one unique positive solution a^+ to $f_1(A) = 0$ for $A \geq 0$, and $f_1(A) > 0$ for $A \in [0, a^+)$.

3. As v should be approachable to zero, we assume $A(0) = v \in [0, a^+)$, we have $A(\tau) \in [v, a^+)$ and $f_1(A(\tau)) > 0$, then, Equation Equation (10) can be written as

$$\frac{dA(\tau)}{1 + \xi - \delta A(\tau) - \hat{g}(A(\tau)) - \frac{1}{2}\sigma^2 A^2(\tau)} = d\tau.$$

Integrate both sides from time 0 to τ with the initial condition $A(0) = v \geq 0$, then we have

$$\int_v^A \frac{1}{1 + \xi - \delta u - \hat{g}(u) - \frac{1}{2}\sigma^2 u^2} du = \tau, \quad A \in [v, a^+).$$

Define the function on the left-hand side as

$$\mathcal{G}_{v,\xi}(A) := \int_v^A \frac{1}{1 + \xi - \delta u - \hat{g}(u) - \frac{1}{2}\sigma^2 u^2} du, \quad A \in [v, a^+),$$

then, we have $\mathcal{G}_{v,\xi}(A) = \tau$; it is obvious that $A \rightarrow v$ when $\tau \rightarrow 0$.

4. By convergence test, we have

$$\begin{aligned} \lim_{u \uparrow a^+} \frac{\frac{1}{a^+ - u}}{1 + \xi - \delta u - \hat{g}(u) - \frac{1}{2}\sigma^2 u^2} &= \lim_{u \uparrow a^+} \frac{1 + \xi - \delta u - \hat{g}(u) - \frac{1}{2}\sigma^2 u^2}{a^+ - u} \\ &= \lim_{v \downarrow 0} \frac{1 + \xi - \delta(a^+ - v) - \hat{g}(a^+ - v) - \frac{1}{2}\sigma^2(a^+ - v)^2}{v} \\ &= \delta - \int_0^\infty ye^{-a^+y}dG(y) + \sigma^2 a^+ > \delta - \mu_{1G} + \sigma^2 a^+ > 0. \end{aligned}$$

Obviously, $\int_v^{a^+} \frac{1}{a^+ - u} du = \infty$, then,

$$\int_v^{a^+} \frac{1}{1 + \xi - \delta u - \hat{g}(u) - \frac{1}{2}\sigma^2 u^2} du = \infty,$$

thus $A \rightarrow a^+$ when $\tau \rightarrow \infty$. Therefore, $\mathcal{G}_{v,\xi}(A) = \tau : [v, a^+) \rightarrow [0, \infty)$ is a well defined (strictly increasing) function and its inverse function $\mathcal{G}_{v,\xi}^{-1}(\tau) = A : [0, \infty) \rightarrow [v, a^+)$ exists.

5. The unique solution is found by $A(\tau) = \mathcal{G}_{v,\xi}^{-1}(\tau) = \mathcal{G}_{v,\xi}^{-1}(T - t)$. Hence, $C(0) = A(T) = \mathcal{G}_{v,\xi}^{-1}(T)$.

6. Now, $D(T) - D(0)$ is determined by

$$D(T) - D(0) = \rho \int_0^T [1 - \hat{h}(\mathcal{G}_{v,\xi}^{-1}(\tau))] d\tau + a\delta \int_0^T \mathcal{G}_{v,\xi}^{-1}(\tau) d\tau.$$

By the change of variable $\mathcal{G}_{\nu,\xi}^{-1}(\tau) = u$, we have $\tau = \mathcal{G}_{\nu,\xi}(u)$, and

$$\int_0^T [1 - \hat{h}(\mathcal{G}_{\nu,\xi}^{-1}(\tau))] d\tau = \int_{\mathcal{G}_{\nu,\xi}^{-1}(0)}^{\mathcal{G}_{\nu,\xi}^{-1}(T)} [1 - \hat{h}(u)] \frac{\partial \tau}{\partial u} du = \int_{\nu}^{\mathcal{G}_{\nu,\xi}^{-1}(T)} \frac{1 - \hat{h}(u)}{1 + \xi - \delta u - \hat{g}(u) - \frac{1}{2}\sigma^2 u^2} du,$$

$$\int_0^T \mathcal{G}_{\nu,\xi}^{-1}(\tau) d\tau = \int_{\mathcal{G}_{\nu,\xi}^{-1}(0)}^{\mathcal{G}_{\nu,\xi}^{-1}(T)} u \frac{\partial \tau}{\partial u} du = \int_{\nu}^{\mathcal{G}_{\nu,\xi}^{-1}(T)} \frac{u}{1 + \xi - \delta u - \hat{g}(u) - \frac{1}{2}\sigma^2 u^2} du.$$

7. Finally, substitute $C(0)$ and $D(T) - D(0)$ into Equation (8) and the result follows.

□

Corollary 1. The Laplace transform of aggregated process Z_T conditional on S_0 is given by

$$\mathbb{E} [e^{-\xi Z_T} | S_0] = e^{-\mathcal{G}_{0,\xi}^{-1}(T)S_0} \times \exp \left(- \int_0^{\mathcal{G}_{0,\xi}^{-1}(T)} \frac{a\delta u + \varrho [1 - \hat{h}(u)]}{1 + \xi - \delta u - \hat{g}(u) - \frac{1}{2}\sigma^2 u^2} du \right), \tag{11}$$

where

$$\mathcal{G}_{0,\xi}(A) := \int_0^A \frac{1}{1 + \xi - \delta u - \hat{g}(u) - \frac{1}{2}\sigma^2 u^2} du, \quad A \in [0, a^+).$$

Proof. Setting $\nu = 0$ in Equation (7), the result follows immediately. □

If we set $T \rightarrow \infty$, then $\mathbb{E} [e^{-\xi Z_T} | S_0] \rightarrow 0$, which means that $Z_T \rightarrow \infty$ almost surely when $T \rightarrow \infty$.

Note that to derive the Laplace transform of S_T , we cannot trivially set $\xi = 0$ in Equation (7), since a^+ does not exist when $\xi = 0$. Dassios and Zhao (2017a) derived the Laplace transform of S_T and its moments, for which we state the means and variances directly from their results as follows:

Proposition 2. The expectation of S_t conditional on S_0 is given by

$$\begin{aligned} \mathbb{E} [S_t | S_0] &= S_0 e^{-\iota t} + \frac{\mu_{1H}\varrho + a\delta}{\iota} (1 - e^{-\iota t}), \quad \text{for } \iota \neq 0, \\ \mathbb{E} [S_t | S_0] &= S_0 + (\mu_{1H}\varrho + a\delta) t, \quad \text{for } \iota = 0, \end{aligned}$$

where $\iota := \delta - \mu_{1G}$.

Proposition 3. The variance of S_t conditional on S_0 is given by

$$\begin{aligned} \text{Var} [S_t | S_0] &= \frac{1}{2\iota} \left[\frac{(\mu_{2G} + \sigma^2) (\mu_{1H}\varrho + a\delta)}{\iota} - \mu_{2H}\varrho - 2 (\mu_{2G} + \sigma^2) S_0 \right] e^{-2\iota t} \\ &\quad + \frac{(\mu_{2G} + \sigma^2)}{\iota} \left(S_0 - \frac{\mu_{1H}\varrho + a\delta}{\iota} \right) e^{-\iota t} \\ &\quad + \frac{1}{2\iota} \left[\mu_{2H}\varrho + \frac{(\mu_{2G} + \sigma^2) (\mu_{1H}\varrho + a\delta)}{\iota} \right], \quad \text{for } \iota \neq 0, \\ \text{Var} [S_t | S_0] &= \frac{1}{2} (\mu_{2G} + \sigma^2) (\mu_{1H}\varrho + a\delta) t^2 + [(\mu_{2G} + \sigma^2) S_0 + \mu_{2H}\varrho] t, \quad \text{for } \iota = 0. \end{aligned}$$

Similar results for some special cases could also be found in Zhu (2014).

4. Applications

In this section, we first provide an application to insurance for calculating insurance premium by using the moments of S_t from Propositions 2 and 3. We then provide an application to finance for pricing default-free zero-coupon bonds based on Corollary 1.

4.1. An Application in Insurance: Insurance Premium Calculation

By setting $a = S_0 = 0$ in Equation (1) or Equation (3), the process follows

$$dS_t = -\delta S_t dt + \sigma \sqrt{S_t} dW_t + dJ_t^{(X)} + dJ_t^{(Y)}. \quad (12)$$

We further consider two special cases as below:

1. If there are no self-exciting jumps and no diffusion in Equation (12), it becomes a simple Poisson shot-noise process, denoted by L_t , i.e.,

$$dL_t = -\delta L_t dt + dJ_t^{(X)}. \quad (13)$$

This process has been used for actuarial applications as a *discounted aggregate loss process*, see Jang (2004, 2007) and Jang and Kravaych (2004). If we assume (often implicitly) that interest rate is zero, i.e., $\delta = 0$, it becomes a simple compound Poisson process $L_t = \sum_{i=1}^{N_t^{(X)}} X_i$.

2. If we replace $-\delta$ by δ and set $\sigma = 0$ in Equation (12) and $S_0 = 0$, then we have a process of

$$M_t := \sum_{0 \leq T_i^{(X)} < t} X_i e^{\delta(t-T_i^{(X)})} + \sum_{0 \leq T_j^{(Y)} < t} Y_j e^{\delta(t-T_j^{(Y)})}, \quad (14)$$

with the SDE

$$dM_t = \delta M_t dt + dJ_t^{(X)} + dJ_t^{(Y)}. \quad (15)$$

Remark 1. This shot-noise self-exciting jump process in Equation (15) may be interpreted in the context of non-life insurance. A single event (e.g., natural catastrophe) may induce losses for a line of business. Each loss may produce a cluster of losses according to a branching structure (Dassios and Zhao 2011). Both losses are accumulated on a constant risk-free force of interest rate δ .

If there are no self-exciting jumps, from Equation (14), we have

$$\Gamma_t := \sum_{i=1}^{N_t^{(X)}} X_i e^{\delta(t-T_i)},$$

with the SDE given by

$$d\Gamma_t = \delta \Gamma_t dt + dJ_t^{(X)}, \quad (16)$$

which recovers the aggregate loss process used in Jang (2004, 2007).

3. In contrast, now let us consider a stochastic interest rate to the aggregate loss amounts up to time t , denoted by L_t , as it is not deterministic in practice. Thus, if we replace $-\delta$ by $\eta > 0$ in Equation (12), then we can extend our study from Equations (15) and (16) to

$$dL_t = \eta L_t dt + \sigma \sqrt{L_t} dW_t + dJ_t^{(X)} + dJ_t^{(Y)}. \quad (17)$$

Remark 2. This shot-noise self-exciting jump-diffusion process in Equation (17) may be also interpreted in the context of non-life insurance. Similarly, a single event (e.g., a natural catastrophe) may induce losses for a line of business. Compared with Equation (16), both losses are accumulated on a stochastic force of

interest rate. The proposed model captures the effect of sudden intensity increases due to external events, together with the accumulation of losses on a stochastic interest rate. Hence, it does have a potential interest in the insurance field.

4.1.1. Expectation of Loss Process L_t

From Proposition 2, by setting $a = S_0 = 0$ and replacing δ by $-\eta$, the conditional expectation of L_t of Equation (17) is given by

$$\mathbb{E}[L_t | L_0] = L_0 e^{\zeta t} + \frac{\mu_{1H} \varrho}{\eta + \mu_{1G}} (e^{\zeta t} - 1), \quad (18)$$

where $\zeta := \eta + \mu_{1G}$. We consider two special cases as below:

1. If there are no self-exciting jumps, from Equation (18), we have

$$\mathbb{E}[L_t | L_0] = L_0 e^{\eta t} + \frac{\mu_{1H} \varrho}{\eta} (e^{\eta t} - 1). \quad (19)$$

2. If we only consider self-exciting jumps, i.e., set $\mu_{1H} = 0$ in Equation (18), we have

$$\mathbb{E}[L_t | L_0] = L_0 e^{\zeta t}. \quad (20)$$

4.1.2. Variance of Loss Process L_t

Similarly, from Proposition 3, by setting $a = S_0 = 0$ and replacing δ by $-\eta$, the conditional variance of L_t of Equation (17) is given by

$$\begin{aligned} \text{Var}[L_t | L_0] &= \frac{1}{2\zeta} \left[\frac{(\mu_{2G} + \sigma^2) \mu_{1H} \varrho}{\zeta} + \mu_{2H} \varrho + 2(\mu_{2G} + \sigma^2) L_0 \right] e^{2\zeta t} \\ &\quad - \frac{(\mu_{2G} + \sigma^2)}{\zeta} \left(L_0 + \frac{\mu_{1H} \varrho}{\zeta} \right) e^{\zeta t} - \frac{\varrho}{2\zeta} \left[\mu_{2H} - \frac{(\mu_{2G} + \sigma^2) \mu_{1H}}{\zeta} \right], \end{aligned} \quad (21)$$

and we consider three special cases as below:

1. If there are no self-exciting jumps, from Equation (21), we have

$$\begin{aligned} \text{Var}[L_t | L_0] &= \frac{\sigma^2}{2\eta} \left[\frac{\mu_{1H} \varrho}{\eta} + \mu_{2H} \varrho + 2L_0 \right] e^{2\eta t} \\ &\quad - \frac{\sigma^2}{\eta} \left(L_0 + \frac{\mu_{1H} \varrho}{\eta} \right) e^{\eta t} - \frac{\varrho}{2\eta} \left(\mu_{2H} - \frac{\sigma^2 \mu_{1H}}{\eta} \right). \end{aligned} \quad (22)$$

2. If we only consider self-exciting jumps, i.e., set $\mu_{1H} = \mu_{2H} = 0$ in Equation (21), we have

$$\text{Var}[L_t | L_0] = \frac{(\mu_{2G} + \sigma^2) L_0}{\zeta} (e^{2\zeta t} - e^{\zeta t}). \quad (23)$$

3. If we set $\sigma = 0$ in Equation (21) and denote the special case of L_t by V_t , then it is given by

$$\begin{aligned} \text{Var}[V_t | V_0] &= \frac{1}{2\zeta} \left(\frac{\mu_{2G} \mu_{1H} \varrho}{\zeta} + \mu_{2H} \varrho + 2\mu_{2G} V_0 \right) e^{2\zeta t} \\ &\quad - \frac{\mu_{2G}}{\zeta} \left(V_0 + \frac{\mu_{1H} \varrho}{\zeta} \right) e^{\zeta t} - \frac{\varrho}{2\zeta} \left(\mu_{2H} - \frac{\mu_{2G} \mu_{1H}}{\zeta} \right). \end{aligned} \quad (24)$$

4.1.3. Numerical Examples

Let us illustrate the calculations for the moments of aggregate losses up to time t using the expressions above. For the purpose of illustration, we choose exponential distributions for $H(x)$ and $G(y)$, i.e.,

$$h(x) = \alpha e^{-\alpha x}, \quad g(y) = \beta e^{-\beta y}, \quad x, y, \alpha, \beta > 0.$$

Then, we have their moments and Laplace transforms

$$\mu_{1H} = \frac{1}{\alpha}, \quad \mu_{2H} = \frac{2}{\alpha^2}, \quad \hat{h}(u) = \frac{\alpha}{\alpha + u}, \quad \mu_{1G} = \frac{1}{\beta}, \quad \mu_{2G} = \frac{2}{\beta^2}, \quad \hat{g}(u) = \frac{\beta}{\beta + u}.$$

We assume that an insurance company’s standard loss frequency rate is 5 per unit time period (say, per year) with the average of losses 1. The mean of after-losses (which are unknown at the arrival times of standard losses from a catastrophic event) is assumed to be 2. We assume that the risk-free force of interest rate is 0.05, the volatility is 1, and the initial loss amount that has been carried over is 1. Hence, the parameter values to calculate the moments of aggregate claim amounts are

$$L_0 = 1, \quad \eta = \delta = 0.05, \quad \rho = 5, \quad \sigma = 1, \quad \alpha = 1, \quad \beta = 0.5, \quad t = 1.$$

The calculations of expectations of aggregate loss amounts with stochastic interest rate based on Equations (18)–(20) are shown in Table 1. The calculations of variances of aggregate loss amounts with stochastic interest rate based on Equations (21)–(23) are shown in Table 2.

Table 1. The expectation of loss: $\mathbb{E}[L_t | L_0]$.

$\mathbb{E}[L_t L_0]$	Equation (18)	24.28
$\mathbb{E}[L_t L_0]$, if there are no self-exciting jumps	Equation (19)	6.18
$\mathbb{E}[L_t L_0]$, if we only consider self-exciting jumps	Equation (20)	7.77

Table 2. The variance of loss: $\text{Var}[L_t | L_0]$.

$\text{Var}[L_t L_0]$	Equation (21)	620.77
$\text{Var}[L_t L_0]$, if there are no self-exciting jumps	Equation (22)	14.22
$\text{Var}[L_t L_0]$, if we only consider self-exciting jumps	Equation (23)	230.81

Remark 3. Tables 1 and 2 show that the expectation and variance of accumulated premium values calculated based on Equations (18) and (21) are much higher than their counterparts calculated based on Equations (19) and (22). This is mainly because they grow exponentially. It becomes much clear if we only consider self-exciting jumps, i.e., given time t , μ_{1G} (or, equivalently, $e^{\mu_{1G}t}$), which is the mean of after-losses, is the main driver to raise the variance of accumulated premium value extremely higher than its counterpart. Hence, the significance of loss-clustering impacts (i.e., after-losses’ impacts) from a catastrophic event depends on after-loss size measure $dG(y)$. It would be of interest to examine them using other heavy-tailed distributions for after-loss size measures.

The calculations of variances of aggregate loss amounts with stochastic/deterministic interest rate and their differences by changing the values of diffusion coefficient σ are shown in Table 3. It is used by Equation (21). The calculations of the moments of aggregate claim amounts by changing the values of β for the magnitude of self-exciting jump sizes are shown in Table 4.

Table 3. The variance of loss: $\text{Var}[L_t | L_0]$.

σ	$\text{Var}[L_t L_0]$ (21)	$\text{Var}[V_t V_0]$ (24)	$\text{Var}[L_t L_0] - \text{Var}[V_t V_0]$
0.0	567.88	567.88	0.00
0.5	581.10	567.88	13.22
0.6	586.92	567.88	19.04
0.7	593.80	567.88	25.92
0.8	601.73	567.88	33.85
0.9	610.72	567.88	42.84
1.0	620.77	567.88	52.89

Table 4. Sensitivity analysis of means and variances for the parameter β .

β	$\mathbb{E}[L_t L_0]$ (19)	$\text{Var}[L_t L_0]$ (22)	$\mathbb{E}[L_t L_0]$ (20)	$\text{Var}[L_t L_0]$ (23)	$\mathbb{E}[L_t L_0]$ (21)	$\text{Var}[V_t V_0]$ (24)
10.00	6.18	14.22	1.16	1.28	15.91	11.75
5.00	6.18	14.22	1.28	1.58	18.03	13.35
1.00	6.18	14.22	2.86	15.17	72.77	59.89
0.50	6.18	14.22	7.77	230.81	620.77	567.88
0.25	6.18	14.22	57.40	26,376.00	46,440.00	45,156.00

Remark 4. If $\sigma = 0$, the insurance companies have the same variance of aggregate claim amounts even if they consider a stochastic interest rate to the aggregate claim amounts. However, the higher the value of diffusion coefficient is, the higher the variance of aggregate claim amounts is (see Table 3). If insurance companies adopt the mean-variance principle (Bühlmann 1970; Gerber 1979; Goovaerts et al. 1984) for their premium calculations, they become higher than those calculated using a deterministic interest rate. Therefore, it is necessary for insurance companies to charge higher premiums when the interest rate is expected to be more volatile than usual. In addition, as shown in Table 4, the insurance premium charged by mean-variance principle could be very large when after-losses' impacts (represented by β) are significant.

4.2. An Application in Finance: Default-Free Bond Pricing

CIR process with externally-exciting and self-exciting jumps presented in the general form of Equation (3) offers a versatile model, interesting both from a theoretical and a practical point view. If we ignore both *externally-exciting* and *self-exciting* jumps, it becomes the celebrated CIR model (Cox et al. 1985) for interest rates, denoted by r_t , i.e.,

$$dr_t = \delta(a - r_t) dt + \sigma\sqrt{r_t}dW_t. \tag{25}$$

In this paper, we assume the evolution of interest rate r_t follows this generalised process, i.e., $r_t \equiv S_t$ as defined in Equation (1) for any time t . Similar assumptions have been also proposed in Zhu (2014). By setting $\zeta = 1$ in Equation (11), we can calculate the prices of default-free zero-coupon bonds paying \$1 at time T by

$$\begin{aligned} B(0, T) &= \mathbb{E} \left[\exp \left(- \int_0^T r_s ds \right) \mid r_0 \right] \\ &= e^{-G_{0,1}^{-1}(T)r_0} \times \exp \left(- \int_0^{G_{0,1}^{-1}(T)} \frac{a\delta u + \varrho [1 - \hat{h}(u)]}{2 - \delta u - \hat{g}(u) - \frac{1}{2}\sigma^2 u^2} du \right), \end{aligned} \tag{26}$$

where

$$\mathcal{G}_{0,1}(A) := \int_0^A \frac{1}{2 - \delta u - \hat{g}(u) - \frac{1}{2}\sigma^2 u^2} du, \quad A \in [0, a^+).$$

We consider two special cases as below:

1. If there are no self-exciting jumps, from Equation (26), we have

$$\mathbb{E} \left[e^{-Z_T} \mid r_0 \right] = e^{-\mathcal{G}_{0,1}^{-1}(T)r_0} \times \exp \left(- \int_0^{\mathcal{G}_{0,1}^{-1}(T)} \frac{a\delta u + \varrho \left[1 - \hat{h}(u) \right]}{2 - \delta u - \frac{1}{2}\sigma^2 u^2} du \right), \quad (27)$$

where

$$\mathcal{G}_{0,1}(A) := \int_0^A \frac{1}{2 - \delta u - \frac{1}{2}\sigma^2 u^2} du.$$

2. If we only consider the self-exciting jumps, i.e., $\varrho = 0$ in Equation (26), we have

$$\mathbb{E} \left[e^{-Z_T} \mid r_0 \right] = e^{-\mathcal{G}_{0,1}^{-1}(T)r_0} \times \exp \left(- \int_0^{\mathcal{G}_{0,1}^{-1}(T)} \frac{a\delta u}{2 - \delta u - \hat{g}(u) - \frac{1}{2}\sigma^2 u^2} du \right), \quad (28)$$

where

$$\mathcal{G}_{0,1}(A) := \int_0^A \frac{1}{2 - \delta u - \hat{g}(u) - \frac{1}{2}\sigma^2 u^2} du.$$

Numerical Examples

Assume that the frequency rate of externally-exciting events (e.g., news on Greek debt crisis) is 3 per unit time period (say, per year) with their average magnitude of 0.01. The mean of self-exciting event (e.g., news of failing to reign in their budget deficits and debts) magnitudes, which are unknown at the arrival times of externally-exciting events, is assumed to be 0.02. The risk-free force of interest rate is 0.05 and that the initial rate of interest is 0.05. Hence, the parameter values to calculate the price of a default-free zero-coupon bond are

$$r_0 = a = 0.05, \quad \delta = 0.05, \quad \varrho = 3, \quad \sigma = 0.8, \quad \alpha = 100, \quad \beta = 50, \quad T = 1.$$

The calculations of bond prices based on Equations (26)–(28) are shown in Table 5.

Table 5. Bond price $B(0, 1)$.

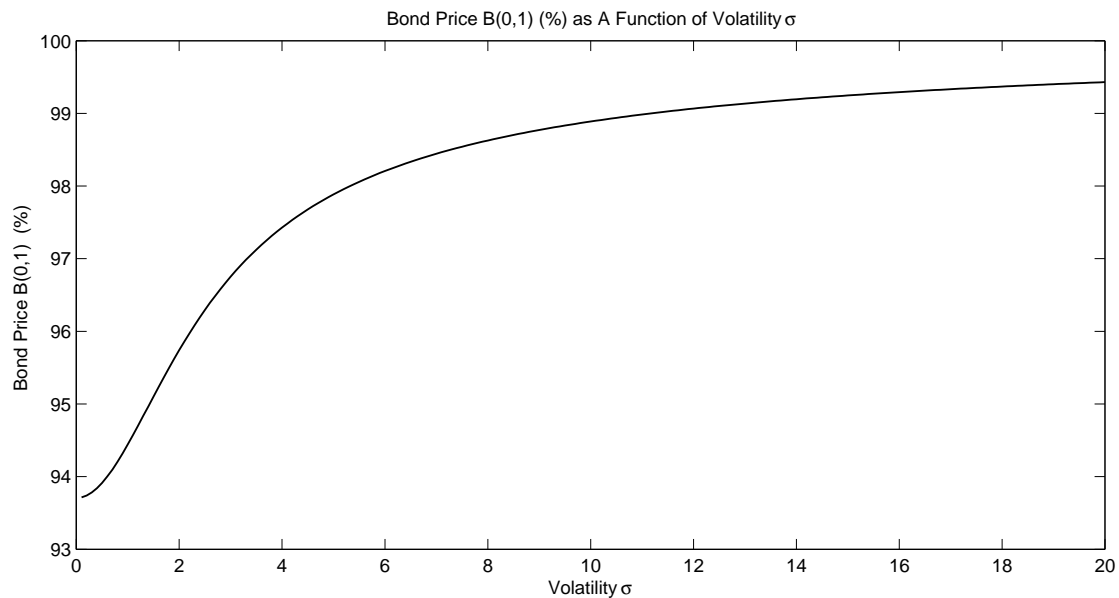
$B(0, 1)$	Equation (26)	0.9419
$B(0, 1)$, if there are no self-exciting jumps	Equation (27)	0.9423
$B(0, 1)$, if we only consider self-exciting jumps	Equation (28)	0.9552

Using Equation (26), the calculations of bond prices by changing the values of coefficient σ are shown in Table 6 and Figure 2. Note that, for any time T , when $\sigma \rightarrow \infty$, the unique positive root $a^+ \rightarrow 0$ and $\mathcal{G}_{0,1}^{-1}(T) \rightarrow 0$, hence, $\mathbb{E} \left[e^{-Z_T} \mid r_0 \right] \rightarrow 1$.

Table 6. Bond price $B(0,1)$.

σ	$B(0,1)$
0.01	0.9368
0.1	0.9369
0.5	0.9389
0.8	0.9419
10	0.9889
∞	1

Remark 5. Having considered both the upward externally-exciting and self-exciting jumps in S_t , we are expecting higher interest rates as time goes by. Thus, Table 5 shows that the bond price calculated based on Equation (26) is the lowest. The price calculated based on Equation (28), where only self-exciting jumps are considered, is higher than its counterpart calculated based on Equation (27), as the self-exciting jump frequency rate is lower than the externally-exciting jump frequency rate, $\rho = 3$ (see Figure 3). In addition, the more volatile the interest rate is (meaning more uncertainty for future consumption), the more attractive purchasing a bond that pays guaranteed \$1 is. Hence, the higher σ is, the higher the bond price is (see Table 6 and Figure 2), which is the same result as the CIR case.

**Figure 2.** Bond price $B(0,1)$ (%) as a function of volatility σ .

The calculations of bond prices by changing the values of α and its frequency rate ρ are shown in Tables 7 and 8, respectively. The bigger the magnitude of positive jumps is, the less attractive purchasing a bond is. Hence, the smaller α is, the lower the bond price is (see Table 7). In addition, the higher ρ is, the lower the bond price is (see Table 8).

Table 7. Sensitivity analysis of bond price $B(0, 1)$ for the parameter α .

α	$B(0, 1)$ (26)	$B(0, 1)$ (27)
∞	0.955201	0.955585
100	0.941880	0.942340
90	0.940422	0.940889
70	0.936278	0.936768
50	0.928904	0.929434
30	0.912734	0.912116
5	0.742420	0.743715
1	0.391674	0.393072

Table 8. Sensitivity analysis of bond price $B(0, 1)$ for the parameter ϱ .

ϱ	$B(0, 1)$ (26)	$B(0, 1)$ (27)
100	0.598136	0.600077
50	0.755870	0.757248
30	0.830054	0.831095
20	0.869833	0.870677
10	0.911518	0.912143
5	0.933104	0.933612
3	0.941880	0.942340
2	0.946300	0.946734
0	0.955201	0.955585

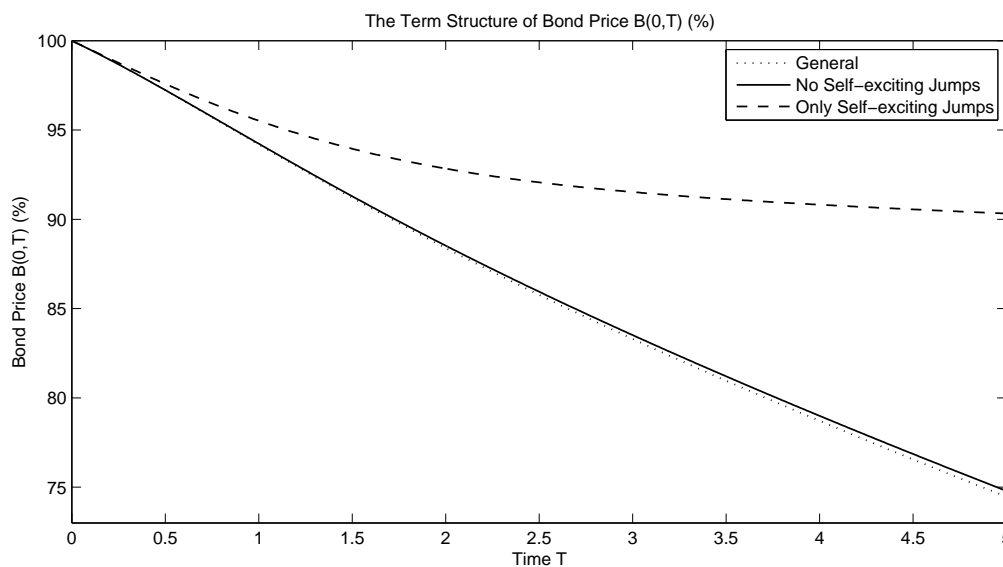


Figure 3. Term structure of bond price $B(0, T)$ (%).

We are particularly interested in the special cases where the frequencies and jump sizes are the same, as this would enable us to compare the effects of self-exciting and externally-exciting jumps. To compare the effect of externally-exciting and self-exciting jumps, we have to make sure that they arrive with an equal frequency on the long run and have the same distribution for their sizes, i.e.,

$$\underbrace{\frac{\mu_{1F}\varrho + a\delta}{\delta - \mu_{1G}}}_{\text{Frequency rate of self-exciting jumps}} = \underbrace{\varrho}_{\text{Frequency rate of externally-exciting jumps}}$$

Setting parameters as

$$r_0 = 0.05, \quad a = 0.6, \quad \delta = 0.05, \quad \varrho = 3, \quad \sigma = 0.8, \quad \alpha = \beta = 50, \quad T = 1,$$

bond prices calculated based on Equations (26)–(28) are provided in Table 9.

Table 9. Bond price $B(0, 1)$.

$B(0, 1)$	Equation (26)	0.916950
$B(0, 1)$, if there are no-self exciting jumps	Equation (27)	0.917546
$B(0, 1)$, if we only consider self-exciting jumps	Equation (28)	0.942909

Remark 6. Table 9 shows that, if externally-exciting and self-exciting jumps arrive with an equal frequency on the long run and with the same distribution for their sizes, externally-exciting events matter more. We observe that the bond prices calculated based on Equations (26) and (27) are almost the same. Considering only self-exciting events, the bond price calculated based on Equation (28) is higher than its counterpart based on Equation (27). It indicates that their impact on interest rates is not as large as the impact of externally-exciting events. Of course, in practice, it is unlikely that the two kinds of events will arrive with the same frequency and the same distributions of jump sizes; this exercise was to study the impact of the nature of jumps.

5. Conclusions

We studied a generalised CIR process with externally-exciting and self-exciting jumps, and examined the distributional properties. The joint Laplace transform of the process and its integrated process was derived by applying the standard martingale theory. Using the first and second moments of the process, we provided insurance premium calculations and their comparisons with/without self-exciting jumps, and with/without a diffusion coefficient. As a financial application, we present how this Laplace transform can be used for pricing default-free zero-coupon bonds. Numerical calculations for bond prices are illustrated with/without self-exciting jumps, and with/without a diffusion coefficient. Changing the relevant parameters of the process, their sensitivities are also presented for both applications. The estimation exercise for the parameters of this model is important, which is left as future research. Dassios and Zhao (2017a) derived the Laplace transform of S_T and its moments. Maximum likelihood estimation requires the inversion of the Laplace transform for S_T , which is a complicated numerical problem. An alternative is moment-based estimation, where moments can be obtained by successively differentiating the Laplace transform for S_T and indeed the first two are given by Propositions 2 and 3.

Author Contributions: All authors contributed equally to the methodology, analysis and writing of the paper.

Funding: The research of Zhao was funded by National Natural Science Foundation of China grant number 71401147.

Conflicts of Interest: The authors declare no conflict of interest.

Appendix A. Proof for Proposition 1

Proof. Note that the infinitesimal generator of the joint process (Z_t, S_t, N_t, t) acting on a function $f(z, s, n, t)$ within its domain $\Omega(\mathcal{A})$ is specified by

$$\begin{aligned} \mathcal{A}f(z, s, n, t) &= \frac{\partial f}{\partial t} + s \frac{\partial f}{\partial z} - \delta(s - a) \frac{\partial f}{\partial s} + \frac{1}{2} \sigma^2 s \frac{\partial^2 f}{\partial s^2} \\ &+ \varrho \left(\int_0^\infty f(z, s + x, n, t) dH(x) - f(z, s, n, t) \right) \\ &+ s \left(\int_0^\infty f(z, s + y, n + 1, t) dG(y) - f(z, s, n, t) \right), \end{aligned} \quad (\text{A1})$$

where $\Omega(\mathcal{A})$ is the domain of generator \mathcal{A} such that $f(z, s, n, t)$ is differentiable with respect to z , s and t , and

$$\left| \int_0^{\infty} f(z, s+x, n, t) dH(x) - f(z, s, n, t) \right| < \infty,$$

$$\left| \int_0^{\infty} f(z, s+y, n+1, t) dG(y) - f(z, s, n, t) \right| < \infty.$$

Consider a function $f(s, z, t)$ of an exponential affine form $f(s, z, t) = e^{-C(t)S_t} e^{-\zeta Z_t} e^{D(t)}$, substitute into $\mathcal{A}f = 0$ in Equation Equation (A1), we have

$$-C'(t)s + D'(t) - s\zeta - a\delta C(t) + \delta sC(t) + q[\hat{h}(C(t)) - 1] + s[\hat{g}(C(t)) - 1] + \frac{1}{2}\sigma^2 sC^2(t) = 0.$$

Since this equation holds for any s , it is equivalent to solving two separated equations

$$-C'(t) + \delta C(t) + [\hat{g}(C(t)) - 1] + \frac{1}{2}\sigma^2 C^2(t) - \zeta = 0,$$

$$D'(t) + q[\hat{h}(C(t)) - 1] - a\delta C(t) = 0. \quad (\text{A2})$$

With the boundary condition $C(T) = \nu$, we have the ODE as Equation (5). By Equation (A2), the integration as Equation (6) follows. Since $e^{-C(t)S_t} e^{-\zeta Z_t} e^{D(t)}$ is a martingale by the property of infinitesimal generator, we have

$$\mathbb{E} \left[e^{-C(T)S_T} e^{-\zeta Z_T} e^{D(T)} \mid S_t, Z_t \right] = e^{-C(t)S_t} e^{-\zeta Z_t} e^{D(t)}.$$

Then, based on the boundary condition $C(T) = \nu$, Equation (4) follows. \square

References

- Adamopoulos, L. 1976. Cluster models for earthquakes: Regional comparisons. *Journal of the International Association for Mathematical Geology* 8: 463–75. [\[CrossRef\]](#)
- Aït-Sahalia, Yacine, Julio Cacho-Diaz, and Roger J. A. Laeven. 2015. Modeling financial contagion using mutually exciting jump processes. *Journal of Financial Economics* 117: 585–606. [\[CrossRef\]](#)
- Aït-Sahalia, Yacine, Roger J. A. Laeven, and Liorana Pelizzon. 2014. Mutual excitation in Eurozone sovereign CDS. *Journal of Econometrics* 183: 151–67. [\[CrossRef\]](#)
- Bacry, Emmanuel, Sylvain Delattre, Marc Hoffmann, and Jean-François Muzy. 2013. Modelling microstructure noise with mutually exciting point processes. *Quantitative Finance* 13: 65–77. [\[CrossRef\]](#)
- Bauwens, Luc, and Nikolaus Hautsch. 2009. Modelling financial high frequency data using point processes. In *Handbook of Financial Time Series*. Edited by Torben G. Andersen, Richard A. Davis, Jens-Peter Kreiß and Thomas Mikosc. Berlin: Springer, pp. 953–79.
- Boumezoued, Alexandre. 2016. Population viewpoint on Hawkes processes. *Advances in Applied Probability* 48: 463–80. [\[CrossRef\]](#)
- Bowsher, Clive G. 2007. Modelling security market events in continuous time: Intensity based, multivariate point process models. *Journal of Econometrics* 141: 876–912. [\[CrossRef\]](#)
- Brémaud, Pierre, and Laurent Massoulié. 1996. Stability of nonlinear Hawkes processes. *Annals of Probability* 24: 1563–88.
- Brémaud, Pierre, and Laurent Massoulié. 2001. Hawkes branching point processes without ancestors. *Journal of Applied Probability* 38: 122–35. [\[CrossRef\]](#)
- Brémaud, Pierre, and Laurent Massoulié. 2002. Power spectra of general shot noises and Hawkes point processes with a random excitation. *Advances in Applied Probability* 34: 205–22. [\[CrossRef\]](#)

- Bühlmann, Hans. 1970. *Mathematical Methods in Risk Theory*. Berlin: Springer-Verlag.
- Chavez-Demoulin, Valerie, Anthony C. Davison, and Alexander J. McNeil. 2005. Estimating value-at-risk: A point process approach. *Quantitative Finance* 5: 227–34. [[CrossRef](#)]
- Cox, John C., Jonathan E. Ingersoll Jr., and Stephen A. Ross. 1985. A theory of the term structure of interest rates. *Econometrica* 53: 385–407. [[CrossRef](#)]
- Dassios, Angelos, and Paul Embrechts. 1989. Martingales and insurance risk. *Stochastic Models* 5: 181–217. [[CrossRef](#)]
- Dassios, Angelos, and Ji-Wook Jang. 2003. Pricing of catastrophe reinsurance and derivatives using the Cox process with shot noise intensity. *Finance and Stochastics* 7: 73–95. [[CrossRef](#)]
- Dassios, Angelos, and Hongbiao Zhao. 2011. A dynamic contagion process. *Advances in Applied Probability* 43: 814–46. [[CrossRef](#)]
- Dassios, Angelos, and Hongbiao Zhao. 2012. Ruin by dynamic contagion claims. *Insurance: Mathematics and Economics* 51: 93–106. [[CrossRef](#)]
- Dassios, Angelos, and Hongbiao Zhao. 2017a. A generalised contagion process with an application to credit risk. *International Journal of Theoretical and Applied Finance* 20: 1–33. [[CrossRef](#)]
- Dassios, Angelos, and Hongbiao Zhao. 2017b. Efficient simulation of clustering jumps with CIR intensity. *Operations Research* 65: 1494–515. [[CrossRef](#)]
- Duffie, Darrell, Damir Filipović, and Walter Schachermayer. 2003. Affine processes and applications in finance. *Annals of Applied Probability* 13: 984–1053.
- Duffie, Darrell, Jun Pan, and Kenneth Singleton. 2000. Transform analysis and asset pricing for affine jump-diffusions. *Econometrica* 68: 1343–76. [[CrossRef](#)]
- Embrechts, Paul, Thomas Liniger, and Lu Lin. 2011. Multivariate Hawkes processes: An application to financial data. *Journal of Applied Probability* 48A: 367–78.
- Errais, Eymen, Kay Giesecke, and Lisa R. Goldberg. 2010. Affine point processes and portfolio credit risk. *SIAM Journal on Financial Mathematics* 1: 642–65. [[CrossRef](#)]
- Feller, William. 1951. Two singular diffusion problems. *Annals of Mathematics* 54: 173–82. [[CrossRef](#)]
- Gerber, Hans U. 1979. *An Introduction to Mathematical Risk Theory*. Philadelphia: S.S. Huebner Foundation for Insurance Education.
- Goovaerts, Marc J., Florent De Vylder, and Jean Haezendonck. 1984. *Insurance Premiums*. Amsterdam: North-Holland.
- Hawkes, Alan G. 1971a. Point spectra of some mutually exciting point processes. *Journal of the Royal Statistical Society. Series B (Methodological)* 33: 438–43. [[CrossRef](#)]
- Hawkes, Alan G. 1971b. Spectra of some self-exciting and mutually exciting point processes. *Biometrika* 58: 83–90. [[CrossRef](#)]
- Hawkes, Alan G., and David Oakes. 1974. A cluster process representation of a self-exciting process. *Journal of Applied Probability* 11: 493–503. [[CrossRef](#)]
- Jaisson, Thibault, and Mathieu Rosenbaum. 2015. Limit theorems for nearly unstable Hawkes processes. *Annals of Applied Probability* 25: 600–31. [[CrossRef](#)]
- Jang, Ji-Wook. 2004. Martingale approach for moments of discounted aggregate claims. *Journal of Risk and Insurance* 71: 201–11. [[CrossRef](#)]
- Jang, Ji-Wook. 2007. Jump diffusion processes and their applications in insurance and finance. *Insurance: Mathematics and Economics* 41: 62–70. [[CrossRef](#)]
- Jang, Jiwook, and Angelos Dassios. 2013. A bivariate shot noise self-exciting process for insurance. *Insurance: Mathematics and Economics* 53: 524–32. [[CrossRef](#)]
- Jang, Ji-Wook, and Yuriy Krvavych. 2004. Arbitrage-free premium calculation for extreme losses using the shot noise process and the Esscher transform. *Insurance: Mathematics and Economics* 35: 97–111. [[CrossRef](#)]
- Lando, David. 2004. *Credit Risk Modeling: Theory and Applications*. Princeton: Princeton University Press.
- Léveillé, Ghislain, and José Garrido. 2001. Moments of compound renewal sums with discounted claims. *Insurance: Mathematics and Economics* 28: 217–31.
- Ogata, Yoshihiko. 1988. Statistical models for earthquake occurrences and residual analysis for point processes. *Journal of the American Statistical Association* 83: 9–27. [[CrossRef](#)]
- Ozaki, Tohru. 1979. Maximum likelihood estimation of Hawkes' self-exciting point processes. *Annals of the Institute of Statistical Mathematics* 31: 145–55. [[CrossRef](#)]

- Stabile, Gabriele, and Giovanni Luca Torrisi. 2010. Risk processes with non-stationary Hawkes claims arrivals. *Methodology and Computing in Applied Probability* 12: 415–29. [[CrossRef](#)]
- Vere-Jones, D. 1975. Stochastic models for earthquake sequences. *Geophysical Journal International* 42: 811–26. [[CrossRef](#)]
- Vere-Jones, D. 1978. Earthquake prediction—A statistician's view. *Journal of Physics of the Earth* 26: 129–46. [[CrossRef](#)]
- Vere-Jones, D., and T. Ozaki. 1982. Some examples of statistical estimation applied to earthquake data. *Annals of the Institute of Statistical Mathematics* 34: 189–207. [[CrossRef](#)]
- Zhu, Lingjiong. 2013a. Central limit theorem for nonlinear Hawkes processes. *Journal of Applied Probability* 50: 760–71. [[CrossRef](#)]
- Zhu, Lingjiong. 2013b. Ruin probabilities for risk processes with non-stationary arrivals and subexponential claims. *Insurance: Mathematics and Economics* 53: 544–50. [[CrossRef](#)]
- Zhu, Lingjiong. 2014. Limit theorems for a Cox-Ingersoll-Ross process with Hawkes jumps. *Journal of Applied Probability* 51: 699–712. [[CrossRef](#)]
- Zhu, Lingjiong. 2015. Large deviations for Markovian nonlinear Hawkes processes. *Annals of Applied Probability* 25: 548–81. [[CrossRef](#)]



© 2019 by the authors. Licensee MDPI, Basel, Switzerland. This article is an open access article distributed under the terms and conditions of the Creative Commons Attribution (CC BY) license (<http://creativecommons.org/licenses/by/4.0/>).