

Ghobakhloo, Morteza; Fathi, Masood

Article

Modeling the success of application-based mobile banking

Economies

Provided in Cooperation with:

MDPI – Multidisciplinary Digital Publishing Institute, Basel

Suggested Citation: Ghobakhloo, Morteza; Fathi, Masood (2019) : Modeling the success of application-based mobile banking, *Economies*, ISSN 2227-7099, MDPI, Basel, Vol. 7, Iss. 4, pp. 1-21,
<https://doi.org/10.3390/economies7040114>

This Version is available at:

<https://hdl.handle.net/10419/257046>

Standard-Nutzungsbedingungen:

Die Dokumente auf EconStor dürfen zu eigenen wissenschaftlichen Zwecken und zum Privatgebrauch gespeichert und kopiert werden.

Sie dürfen die Dokumente nicht für öffentliche oder kommerzielle Zwecke vervielfältigen, öffentlich ausstellen, öffentlich zugänglich machen, vertreiben oder anderweitig nutzen.

Sofern die Verfasser die Dokumente unter Open-Content-Lizenzen (insbesondere CC-Lizenzen) zur Verfügung gestellt haben sollten, gelten abweichend von diesen Nutzungsbedingungen die in der dort genannten Lizenz gewährten Nutzungsrechte.

Terms of use:

Documents in EconStor may be saved and copied for your personal and scholarly purposes.

You are not to copy documents for public or commercial purposes, to exhibit the documents publicly, to make them publicly available on the internet, or to distribute or otherwise use the documents in public.


If the documents have been made available under an Open Content Licence (especially Creative Commons Licences), you may exercise further usage rights as specified in the indicated licence.



<https://creativecommons.org/licenses/by/4.0/>

Article

Modeling the Success of Application-Based Mobile Banking

Morteza Ghobakhloo ^{1,2,*}  and Masood Fathi ³

¹ Department of Industrial Engineering, Minab Higher Education Center, University of Hormozgan, Bandar Abbas 79177, Iran

² Modern Technology Development and Implementation Research Center, University of Hormozgan, Bandar Abbas 79177, Iran

³ Department of Production & Automation Engineering, University of Skövde, 541 28 Skövde, Sweden; fathi.masood@gmail.com

* Correspondence: morteza_ghobakhloo@yahoo.com

Received: 27 June 2019; Accepted: 14 November 2019; Published: 20 November 2019



Abstract: The present study addresses the issue of mobile banking customer retention by developing and empirically testing a theoretical model that describes the way mobile banking success is achieved. The data collection process was conducted via a web-based questionnaire survey through which 402 usable responses from users of application-based mobile banking services were collected. The data collected were further analyzed via covariance-based structural equation modeling. Results indicate that application-based mobile banking success can be defined in terms of the favorable attitude toward and repeated use of mobile banking applications. Experienced advantage, user satisfaction, and post-use trust toward mobile banking applications are among the critical enablers of application-based mobile banking success. The findings of this research can enable academicians and practitioners, banks, and financial institutions, in particular, to devise the mechanism through which the success of application-based mobile banking services can be facilitated.

Keywords: mobile banking; loyalty; repeated use; satisfaction; trust; mobile commerce; banking performance

1. Introduction

Under the worldwide hyperactive competition across the banking industry, contemporary banks strive to offer new banking technologies to advance the infrastructure and capability of the banking system (Wonglimpiyarat 2014). Mobile banking, as the newest delivery channel established by large to retail and microfinance banks, has offered numerous advantages to both customers (users of mobile banking), as well as banks as the service provider (Mohammadi 2015). Mobile banking offers customers the privilege of performing many banking activities, such as account balance inquiry and bill payment, anytime and anywhere (Tam and Oliveira 2016). Moreover, mobile banking services provided by banks are usually safe, secure, and usually free of charge in most advanced countries (Shaikh and Karjaluo 2015). The advantages of mobile banking are not limited to bank customers (Baabdullah et al. 2019). Banks can achieve salient operational efficiency by offering mobile banking services given the expenses associated with processing a transaction via mobile banking can be up to two times lower than via online (web) banking, ten times lower than via an ATM, and up 50 times lower than by a branch (Deloitte 2010). Indeed, a Fiserv study of major banks and credit unions has revealed that when financial institutions develop robust mobile channels that serve the needs of mobile banking customers, advantages, such as reduction of drop-in branch and ATM-based transactions, coupled with increased debit and credit card usage, provide them with superior financial gains (Fiserv 2016).

Thanks to the advancement of mobile technologies and widespread of digital banking services, customers can install multiple mobile banking applications in their smartphones/devices and switch, sometimes permanently, to different application-based mobile banking services, or even alternate banking channels (e.g., web banking). It means retaining application-based mobile banking users may not be an easy task, and it is crucial to banks to recognize what factors contribute to the success of their application-based mobile banking services (Baptista and Oliveira 2015; Gu et al. 2009; Mohammadi 2015; Wonglimpiyarat 2014). The diffusion of any technological innovation involves two distinct stages of initial adoption and post-adoption (Zhou 2011), and application-based mobile banking is no exception (Mohammadi 2015). The mobile banking initial adoption has received much attention from academia (Shaikh and Karjaluo 2015). Prior literature has provided evidence that task-technology fit, perceived ease of use, initial trust, perceived usefulness, and effort expectancy are among key determinates of an individual's decision in adoption and further use a mobile banking service (Baptista and Oliveira 2015; Gu et al. 2009; Laukkanen 2016; Lin 2011; Oliveira et al. 2014; Zhou et al. 2010). It is after the initial adoption phase that an individual may use mobile banking services. Thus, the behavioral intention of customers toward the reuse of a particular mobile banking service can be only assessed at the post-adoption stage (Kuo et al. 2009).

Contrary to the mobile banking initial adoption stage, the understanding of the way existing application-based banking customers remain behaviorally loyal to a particular application is severely limited. Banks generally offer the application-based banking service free of any charge to potential customers. Thus, they are forced to absorb the entire development costs of this service. Since customers of application-based mobile banking can receive the required banking service through multiple alternative banking channels (e.g., internet banking or other digital banking services from competitors), customer retention in terms of behavioral loyalty toward the repeated use of the mobile banking application is vital to sustained profitability of banks (Baabdullah et al. 2019).

The present study strives to advance the application-based mobile banking literature and practice by modeling the mechanism through which customers of the application-based mobile banking service ultimately form behavioral loyalty to the reuse of the application, a research topic that has received little attention to date.

2. Review of Literature

The genesis of mobile banking dates back to the late 1990s when Paybox and Deutsche Bank first offered text-based banking via mobile phones (Shaikh and Karjaluo 2015). However, banks confronted numerous mobile banking challenges until the first smartphones hit the market in 2007. With the widespread of tablets and smartphones, the financial institution developed and offered their mobile banking software, usually called the mobile banking application, to allow customers to conduct banking operations remotely (Ghobakhloo et al. 2013). Today, instead of using text-based banking or internet browsers to access the bank website via mobile devices, customers can easily use mobile banking applications to conduct a variety of banking operations (Tam and Oliveira 2016).

Previous studies on mobile banking can be divided into two main strands of research. The first strand of research addresses the issues related to the initial adoption of mobile banking (e.g., Akturan and Tezcan 2012; Alalwan et al. 2017; Chaouali et al. 2017; Mohammadi 2015; Montazemi and Qahri-Saremi 2015). As explained in Table 1, these studies mainly investigate consumer adoption behavior toward mobile banking and offer insights into the diffusion pattern of this type of technological innovation. In this well-studied strand of research, the underlying objective has generally been to discover personal attributes that influence potential adopters' intention toward mobile banking adoption (Shaikh and Karjaluo 2015). Popular models employed to achieve this objective include the Technology Acceptance Model (TAM) (Davis et al. 1989), the Theory of Planned Behavior (TPB) (Ajzen 1991), Task-Technology Fit (TTF) (Goodhue and Thompson 1995), the Diffusion of Innovation (DOI) theory (Rogers 1983), the Theory of Reasoned Action (TRA) (Fishbein and Ajzen 1975), and the Unified Theory of Acceptance and Use of Technology (UTAUT) introduced by Venkatesh et al. (2003).

Table 1. Selected empirical studies on mobile banking adoption.

Study	Survey Overview	Theoretical Basis	Findings
Gu et al. (2009)	A web-based survey of 910 users of Wooribank mobile banking service	Technology Acceptance Model (TAM) and the trust-based TAM	Trust, perceived ease of use, and perceived usefulness are three direct antecedents of behavioral intention. These variables, in turn, are determined by social influence, system quality, self-efficacy, and facilitating conditions, among others
Chung and Kwon (2009)	Survey of 397 users of mobile banking in Korea	DeLone & McLean IS success model	Information and system quality directly affect customer satisfaction, while information presentation fails to do so. Trust can potentially moderate these relationships
Zhou et al. (2010)	Survey of 250 users of mobile banking	Unified Theory of Acceptance and Use of Technology (UTAUT) and Task-Technology Fit (TTF)	Factors, such as facilitating conditions, task-technology fit, performance expectancy, and social influence, are among determinants of mobile banking adoption
Lin (2011)	Survey of 177 potential and 191 repeat customers of mobile banking	Diffusion of Innovation (DOI)	Factors, such as competence, relative advantage, and compatibility, are critical determinants of attitude. The attitude, in turn, leads to behavioral intention to mobile banking adoption or continued usage
Zhou (2011)	Survey of 210 users of mobile banking	DeLone & McLean IS success model, Theory of Reasoned Action (TRA) and trust background	Structural assurance, coupled with information quality, can develop initial trust. System quality and information quality predict perceived usefulness, which is, in turn, affected by the initial trust. Initial trust and perceived usefulness, collectively, determine mobile banking usage intention
Akturan and Tezcan (2012)	Survey of 435 non-users of mobile banking	TAM	Attitude toward mobile banking is predicted by traditional determinants, such as perceived social risk, perceived benefit, and perceived performance. Attitude, in turn, determines mobile banking adoption intention
Kang et al. (2012)	Survey of 370 Korean mobile-banking users	DOI, TAM, TRA, and Theory of Planned Behavior (TPB)	Sustained use of mobile banking among Korean users is determined by perceived usability, perceived value, and channel preference
Oliveira et al. (2014)	Survey of 194 potential users of mobile banking	TTF, UTAUT, and initial trust model	Behavioral intention is affected directly by initial trust, task-technology fit, and performance expectancy. Mobile banking, in turn, is affected by behavioral intentions, as well as facilitating conditions
Mohammadi (2015)	The online survey of 128 potential users of mobile banking	TAM, UTAUT, and DOI	In the mobile banking context, compatibility determines attitude. Resistance is negatively associated with ease of use and usefulness. The relationship between usefulness and attitude is moderated by personal innovativeness, as well as subjective norms
Montazemi and Qahri-Saremi (2015)	Review of 25,265 cases in the context of online banking adoption	Grounded Theory Literature Review method	Trust in the physical bank, trust in online banking, and perceived ease of use and usefulness significantly affect mobile banking adoption intentions. Besides perceived usefulness, trust in the physical bank and trust in online banking directly determine continued use intention toward online banking
Tam and Oliveira (2016)	The online survey of 233 individual users of mobile banking	DeLone & McLean IS success model and TTF model	Individual performance is determined by user satisfaction, as well as system use. Task-technology fit moderates the influence of system use on performance. Quality dimensions of mobile banking positively affect user satisfaction
	An online survey of Tunisian bank customers	The theory of trying	Three different types of attitudes (toward success, failure, and learning to use) determine attitude toward mobile banking, which, in turn, determines the mobile banking adoption intention directly

Table 1. Cont.

Study	Survey Overview	Theoretical Basis	Findings
Al-Otaibi et al. (2018)	The online survey of mobile banking application users in the United Kingdom, as well as the Kingdom of Saudi Arabia	User satisfaction background	Although system quality directly determines customer satisfaction in the United Kingdom, this relationship, however, has been insignificant among Saudi Arabian users. Customer satisfaction, in turn, is affected by the interface design, as well as information quality. Satisfaction with mobile banking was observed to be higher in the UK
Zhou (2018)	Survey of 309 users of mobile service users in China	IDT, TTF, UTAUT, and IS success model	Relative advantage, trust, and social influence, among other factors, determine mobile banking switching intention
Sharma (2019)	The electronic survey of Omani mobile banking users	TAM	The two variables of trust and autonomous motivation are critical predictors of mobile banking acceptance among Omani users

The second strand of research concerns the post-adoption states of mobile banking, which is in its infancy. Table 1 explains that only a handful of recent studies have attempted to understand the determinants of satisfaction with mobile banking (Al-Otaibi et al. 2018; Ghobakhloo et al. 2013), individual performance of mobile banking users (Tam and Oliveira 2016), and sustained usage of mobile banking (Kang et al. 2012).

3. Model and Hypotheses Development

Mobile commerce research is abundant, but the concept of mobile banking reuse behavior is severely understudied. For addressing this research gap, the present study drew of DeLone and McLean (2004) electronic commerce (EC) success model, commonly referred to as the D&M EC success model, and developed the proposed research model within Figure 1. The following facts support our decision for selecting the D&M EC success model as the preferred theoretical basis:

1. The literature considers the D&M EC success model as an all-inclusive post-adoption assessment framework, and a great deal of empirical research has already validated the associations proposed by this model, e.g., (Lee and Chung 2009; Petter and McLean 2009; Tam and Oliveira 2016; Zhou 2013);
2. Due to the popularity of this model, prior scholars have introduced and validated countless measurement items for assessing dimensions (variables) proposed by the D&M EC success model (Ghobakhloo et al. 2015; Petter et al. 2008; Urbach et al. 2010), and;
3. Review of the literature indicates that the D&M EC success model, and its predecessors, the original and updated D&M IS success model (DeLone and McLean 1992, 2003) are the dominating and most frequently used frameworks for the post-adoption assessment of EC/IS (Petter et al. 2013; Petter and McLean 2009; Urbach and Müller 2012). Examples of the application of the original or updated D&M IS success model include the assessment of employee portal success (Urbach et al. 2010), student information system usage (Rai et al. 2002), mobile banking user satisfaction (Chung and Kwon 2009), EC website success (Chen et al. 2013), enterprise resource planning implementation success (Ram et al. 2013), success of prescription-release IS (Ku et al. 2014), and individual performance of mobile banking users (Tam and Oliveira 2016).

The D&M success model and its variants offer a valuable framework for comprehending the IS/EC post-adoption phenomenon. However, the D&M success model is limited, in the sense that it mainly focuses on system characteristics. Thus, it has been a standard procedure within the literature to extend the D&M success model by integrating it with other well-known theories and models, as well as further enhance its robustness, e.g., (Ghobakhloo et al. 2014; Tam and Oliveira 2016; Zhou 2013). Consistently, we incorporated perceptual factors and beliefs, crucial to the study of the e-service usage behavior,

offered in IS acceptance research (Petter et al. 2013) and customer trust research (McKnight et al. 2002), as well as the theory of brand loyalty (Oliver 1999) to the D&M EC success model.

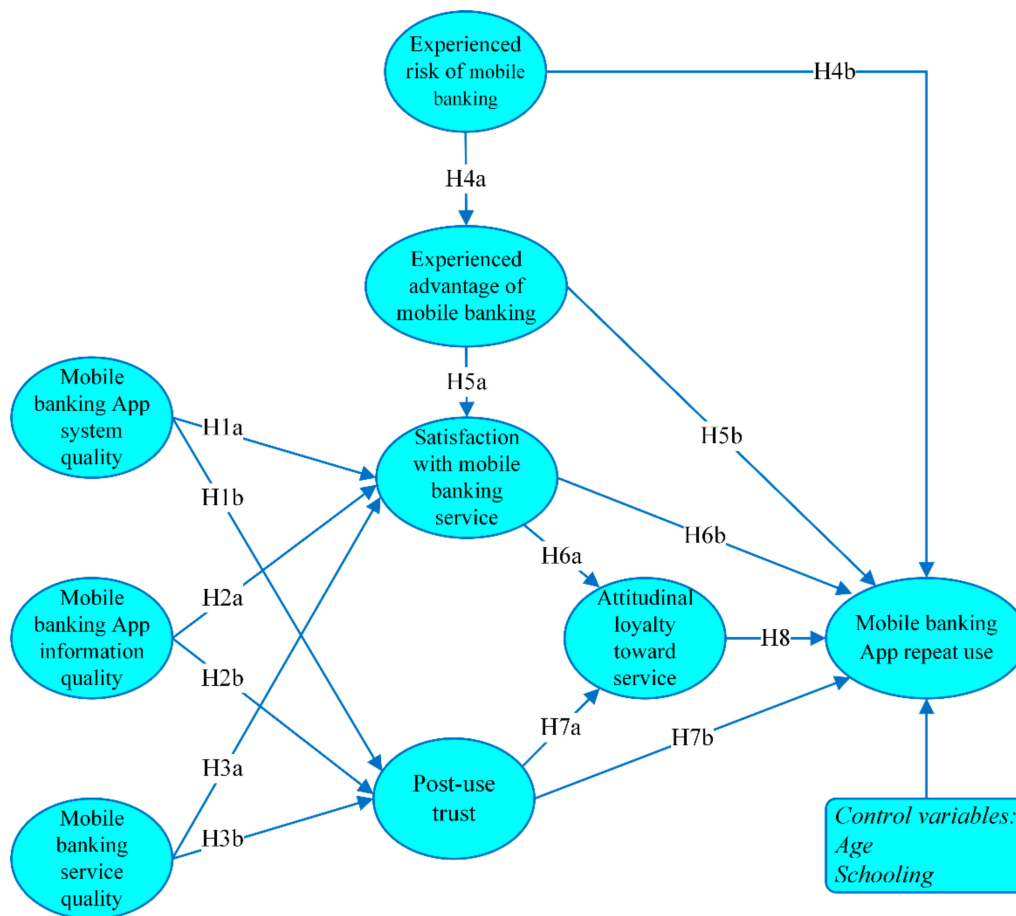


Figure 1. The research model of study.

3.1. Hypotheses

System quality refers to different technical characteristics of the digital application, such as accessing speed, ease of interaction, navigation, and visual appeal (Gu et al. 2009; Zhou 2013). The IS literature, viewed from the individual level of analysis, firmly acknowledges the impact that system quality has on user satisfaction (Petter et al. 2008). The mobile banking background also supports this particular relationship, as Lee and Chung (2009) and Tam and Oliveira (2016), for example, showed when mobile banking application is easy to operate, offers access to needed information, and operates accurately, users' satisfaction with the digital service tends to increase. Alternatively, experts believe that if mobile banking systems are challenging to operate and have a poorly designed interface, users may assume that service providers, banks in the case of this study, are incapable of offering quality services, an undesirable condition that negatively affects their trust (Zhou 2013). We consistently draw on the Hernandez-Ortega (2011) concept of post-use trust and speculate that an existing user of a particular banking service has already experienced the majority of the quality characteristics of that service. Therefore, when the user perceives and experiences the quality aspects of a mobile banking application, they will develop a higher degree of experienced-based trust.

Hypothesis 1a. *Mobile banking application system quality exerts a significant positive effect on satisfaction with mobile banking service.*

Hypothesis 1b. *Mobile banking application system quality exerts a significant positive effect on post-use trust.*

Information quality denotes the favorable characteristics of outputs of an IS, such as accuracy, understandability, and completeness of reports (Petter and McLean 2009). The literature explains that, at the individual unit of analysis, the relationship between information quality and user satisfaction is strongly supported (Akter et al. 2013; Urbach et al. 2010). Recent studies have provided strong evidence for this relationship in the mobile banking settings and revealed that poor information quality might force users to spend much effort on information scrutinizing leading to a lower level of satisfaction with mobile banking (Tam and Oliveira 2016; Zhou 2013). The literature also argues that users expect mobile banking to better facilitate different banking activities as compared to alternative banking channels, anytime from anywhere (Akturan and Tezcan 2012). If the information provided by the mobile banking system is irrelevant, imprecise, or out-of-date, users may doubt the reliability of reports and information from the mobile banking system, which might negatively impact their trust in the mobile banking and the service providers (Lee and Chung 2009; Zhou 2011; Zhou 2013).

Hypothesis 2a. *Mobile banking application information quality exerts a significant positive effect on satisfaction with mobile banking service.*

Hypothesis 2b. *Mobile banking application information quality exerts a significant positive effect on post-use trust.*

Many scholars attempted to link service quality to user satisfaction. Nevertheless, their results were mixed and inconclusive (Urbach and Müller 2012). This inconsistency can be attributed to scholars measuring service quality using multiple methods (Petter et al. 2008). Within the mobile banking context, service quality relates to the quality of support that a user receives from a mobile banking service provider in times of need, reflecting characteristics, such as reliability, technical competence, and responsiveness of the support center. Tam and Oliveira (2016) showed that it is common for users of mobile banking applications to face technical issues, such as usability problems, and when users receive professional, timely, detailed, and truthful support from their service provider, they form higher levels of satisfaction with the service. The review of the literature indicates that the relationship between service quality and post-use trust is deeply unexplored. Building on the service quality-trust relationship research in the EC/IS setting (e.g., Leclercq 2007; Liu et al. 2011), we speculate that providing quality support to users will indicate service providers' benevolence and technical competence. Conversely, if service providers offer unreliable and untrustworthy services, sluggish response, and weak support, users will not build trust in their services. Thus, we expect users receiving a higher level of service quality develop a higher degree of post-use trust in the mobile banking context.

Hypothesis 3a. *Mobile banking service quality exerts a significant positive effect on satisfaction with mobile banking service.*

Hypothesis 3b. *Mobile banking service quality exerts a significant positive effect on post-use trust.*

Perceived risk has been a critical factor for behavioral decision theories and has been frequently included in models and frameworks that explain consumer behavior in various marketing environments, including mobile banking (Kang et al. 2012; Wu and Wang 2005). Mobile transactions involve risk because a user's decision has consequences that cannot be predicted correctly, some of which could be unpleasant (Featherman and Pavlou 2003). Risk is particularly more salient to users of mobile banking due to the spatial separation from the bank, the security issues with the mobile device itself, and the security issues entangled with the internet networks, as well as the mobile banking application (Chen 2013). It is well agreed that environmental and behavioral uncertainties that are related to possible threats and losses can increase the risk perception of individuals. The perceived risk, in turn, influences users' cognitive recognition development regarding the usefulness and benefits of mobile banking services (Luo et al. 2010). Consistently, the experienced risk associated with a mobile banking

application/service within the post-adoption phase decreases the users' experienced value of the service (Kang et al. 2012). Scholars also believe that mobile banking application usage intention contains a certain amount of uncertainty. Thus, perceived risk should be considered as a crucial determinant of behavioral intention toward mobile banking application usage (Luo et al. 2010; Wu and Wang 2005). We expect this link to be even stronger in the post-adoption phase, where users who have experienced a mobile banking application/service as less risky in practice would be more likely to reuse it.

Hypothesis 4a. *Experienced risk of mobile banking exerts a significant negative effect on the experienced advantage of mobile banking.*

Hypothesis 4b. *Experienced risk of mobile banking exerts a significant negative effect on mobile banking application repeated use.*

Within the IS acceptance literature, perceived usefulness, commonly known as net benefits or relative advantage, is regarded as a critical determinant of usage behavior (Davis et al. 1989; DeLone and McLean 1992; Venkatesh et al. 2003). Similar to trust, perceived usefulness varies for initial and post-adoption stages. Perceived usefulness in the initial adoption stage refers to the expected advantage of a system as assumed by potential users who have not experienced the system yet. Perceived usefulness in the post-adoption stage, however, refers to experienced advantages of a system by existing users of the system (Bhattacharjee 2001). D&M IS success taxonomy proposes that usefulness (net benefits) can directly determine post-adoption usage behavior. In effect, numerous IS scholars provided empirical support for the direct association of perceived usefulness and post-adoption usage behavior (e.g., Khalifa and Liu 2007; Saeed and Abdinnour-Helm 2008; Thong et al. 2006; Wang 2008). In the mobile banking context, scholars observed that in the initial adoption stage, perceived usefulness is an essential determinant of users' adoption intentions (e.g., Luarn and Lin 2005). More recent studies also supported this link at the post-adoption stage. Gu et al. (2009) showed that, in the post-adoption phase, perceived usefulness influences intention to reuse mobile banking. Consistently, Kang et al. (2012) reported that once current users of a mobile banking service perceive it as valuable and beneficial, they would develop continued usage behavior. These facts, collectively, lead us to propose that:

Hypothesis 5a. *Experienced advantage of mobile banking exerts a significant positive effect on user satisfaction with mobile banking service.*

Hypothesis 5b. *Experienced advantage of mobile banking exerts a significant positive effect on mobile banking application repeated use.*

The positive effect of user satisfaction (with a particular service) on the attitudinal and behavioral loyalty has been acknowledged consistently within the marketing literature (Anderson and Srinivasan 2003; Kashif et al. 2015; Hallowell 1996; Yang and Peterson 2004). EC literature, for example, explains that dissatisfaction toward a product or service may cause customers to develop disloyalty traits, which in turn results in customers searching for replacements, attempting to decrease dependence on the service provider, and resisting the retention efforts (Anderson and Srinivasan 2003). Bhattacharjee (2001) extended the application of expectation confirmation theory (Oliver 1980) to the IS discipline and revealed that the satisfaction of IS users' expectations would be associated with the development of system reuse intentions among users. Extending to the mobile phone service setting, Lee et al. (2001) further confirmed that when users of a system are satisfied with it, their repeated use behavior (behavioral loyalty) rate is significantly higher than unsatisfied users. Khalifa and Liu (2007), in an online-shopping context similarly found that users' intentions for online repurchase are a product of a rational assessment of users' satisfaction with online banking. Besides, the empirical study by Seo et al. (2008) on customer retention behavior in the

mobile telecommunications service context supported the direct relationship between satisfaction and loyalty. Consistently, [Hong and Cho \(2011\)](#) empirically supported this relationship within the business to customer EC environment. In the mobile commerce setting, [Lin and Wang \(2006\)](#) offered similar results and showed that users' satisfaction directly determines customer loyalty. Consistently, we draw on the previous IS and marketing research, as well as the existing evidence within the mobile banking literature (e.g., [Lin 2011](#); [Mohammadi 2015](#)), and speculate that satisfied mobile banking users will first develop dispositional commitment toward the bank that provides a particular application-based mobile banking service and further perform the repeated use of the application.

Hypothesis 6a. *Satisfaction with mobile banking service exerts a significant positive effect on attitudinal loyalty toward service.*

Hypothesis 6b. *Satisfaction with mobile banking service exerts a significant positive effect on mobile banking application repeated use.*

The positive association of user trust and loyalty has been acknowledged widely within the marketing literature ([Chaudhuri and Holbrook 2001](#); [Sirdeshmukh et al. 2002](#)). EC literature explains that since e-vendors or e-service providers can always, potentially, execute discouraging opportunistic behaviors, such as price-fixing or violating customer privacy, trust plays a significant role in the process of users developing attitudinal and behavioral loyalty. Consistently, [Lin and Wang \(2006\)](#) drew on the [McKnight et al. \(2002\)](#) concept of trust and defined mobile commerce trusting belief as a user perception of a particular mobile service provider attributes. [Lin and Wang \(2006\)](#) further showed that trusting beliefs of mobile commerce users directly predict their attitudinal and behavioral loyalty. [Hong and Cho \(2011\)](#) additionally showed that in the business to customer EC context, attitudinal loyalty and behavioral loyalty are determined by trust. Within the mobile banking context, there is strong evidence that when users perceive the mobile banking application or service as trustworthy, they tend to be more loyal to it attitudinally ([Lin 2011](#)) and behaviorally ([Gu et al. 2009](#)). Drawing on the findings of prior studies presented above, we propose that mobile banking service users those who trust a particular application-based mobile banking service initially form a higher level of dispositional commitment to the bank and the mobile banking service it offers and will have a higher intention toward repeated use of the mobile banking application.

Hypothesis 7a. *Post-use trust exerts a significant positive effect on attitudinal loyalty toward service.*

Hypothesis 7b. *Post-use trust exerts a significant positive effect on mobile banking application repeated use.*

Marketing scholars offer two diverse schools of thought when it comes to studying the brand loyalty phenomenon ([Bandyopadhyay and Fraccastoro 2007](#)). A significant strand of marketing literature views brand loyalty from the behavioral point of view whereas another strand of marketing literature draws on [Dick and Basu \(1994\)](#) perspective and assumes that customer loyalty should involve both the user's attitude, as well as the user's repeated purchase behavior ([Chaudhuri and Holbrook 2001](#)). Consistently, [Oliver \(1999\)](#) followed [Dick and Basu \(1994\)](#) perspective and introduced the loyalty continuum of cognitive loyalty → affective loyalty → conative loyalty → action loyalty. Similarly, [Bandyopadhyay and Fraccastoro \(2007\)](#) confirmed the [Dick and Basu \(1994\)](#) perspective of loyalty and found that behavioral loyalty is positively affected by attitudinal loyalty. More recently, [Hong and Cho \(2011\)](#), in their study of business to customer EC usage behavior, acknowledged that attitudinal loyalty and purchase intentions are distinguishable but related constructs. [Hong and Cho \(2011\)](#) empirically showed that loyalty is among the more significant determinants of repurchase intention within the e-marketplace business environment. Building on [Dick and Basu \(1994\)](#) perspective and related literature ([Watson et al. 2015](#)), we distinguish between attitudinal loyalty and behavioral loyalty toward the mobile banking service and propose that users who are satisfied with a specific

application-based mobile banking service, initially, grow positive beliefs toward it. Users' attitudinal readiness is evolved further into the readiness for reusing the mobile banking application.

Hypothesis 8. *Attitudinal loyalty toward service exerts a significant positive effect on mobile banking application repeated use.*

3.2. Control Variables

IS/EC acceptance literature mostly believes that demographic characteristics, such as users' age and schooling, may determine usage intention (Oliveira et al. 2014; Yu 2012). To remove the potential effects of age and schooling from the research model, we consider them as control variables in the present study.

4. Research Methodology

4.1. Instrument Development

This study followed the standard procedure for the development of the measurement instrument (questionnaire), which included adapting validated and reliable measurement items available within IS, EC, and marketing literature whenever possible, as well as following well-known measurement instrument development guides and instructions (DeLone and McLean 1992, 2003, 2004; Ghobakhloo et al. 2019; Straub 1989; Sethi and King 1991) for creating new items or significantly modifying existing items. Table 2 lists the measurement items used in this study. After creating the original version of the questionnaire, we formed a focused group that included five IS, EC, or marketing scholars who were experts in the context of IS and EC success. The focus group reviewed the original questionnaire and added four measurement items that initial questionnaire development stage ignored, removed one item exposed to misinterpretation, and modified seven measurement items that lacked sufficient clarity. In the next step, and after the improvements that focus group applied to the questionnaire, we piloted the final version of the questionnaire among 55 users of mobile banking applications. After addressing the minor issues inside the questionnaire identified during the pilot study, and excluding users who contributed to the pilot study from the pool of potential participants, the study executed the final data collection process. The questionnaire uses a seven-point Likert scale, ranging from 1 *extremely disagree* to 7 *extremely agree*, to measure the main variables of the model excluding the variable 'mobile banking application repeated use'.

Table 2. Measurement instrument properties.

Variable	Items	Coding	Source
Mobile banking application system quality	<i>The main mobile banking application that I am currently using . . .</i>	SYSQ	Chung and Kwon (2009), Ghobakhloo et al. (2013), Kang et al. (2012)
	always provides me with needed information in a timely fashion.	SYSQ1	
	always operates reliably.	SYSQ2	
	enables me to access the needed information easily.	SYSQ3	
	has always been easy to interact with.	SYSQ4	
	has enabled me to conduct needed banking activities.	SYSQ5	
Mobile banking application information quality	<i>The main mobile banking application that I am currently using has provided me with . . .</i>	INFQ	Chung and Kwon (2009), Lee and Chung (2009)
	all the information I need.	INFQ1	
	up-to-date information.	INFQ2	
	well-formatted information.	INFQ3	
	accurate and reliable information.	INFQ4	
	error-free and detailed information.	INFQ5	
Mobile banking service quality	<i>With regard to the main mobile banking service and application that I am currently using, my service provider has . . .</i>	SERVQ	Wang (2008), Zhou (2013)
	been willing to solve my problems with mobile banking.	SERVQ1	
	paid adequate attention when I experience problems with mobile banking.	SERVQ2	
	always been ready to help me with my requests.	SERVQ3	
	been knowledgeable enough to answer my questions and inquiries.	SERVQ4	

Table 2. Cont.

Variable	Items	Coding	Source
Experienced advantage of mobile banking	<i>The main mobile banking service and application that I am currently using ...</i>	EXPA	Kang et al. (2012), Tam and Oliveira (2016)
	has enabled me to accomplish more banking activities.	EXPA1	
	has enabled me to perform banking activities more efficiently.	EXPA2	
	has provided me with greater control over the financial transaction.	EXPA3	
Satisfaction with mobile banking service	<i>With regard to the main mobile banking service and application that I am currently using, I am satisfied with ...</i>	SATIS	Chung and Kwon (2009), Ghobakhloo et al. (2013), Tam and Oliveira (2016)
	the information I get from the mobile banking service.	SATIS1	
	the mobile banking service and the functionality of its mobile banking application.	SATIS2	
	the overall performance of the mobile banking service.	SATIS3	
Post-use trust	<i>Based on my experience with the main mobile banking application that I am currently using, ...</i>	PUT	Lee and Chung (2009), Luo et al. (2010), Zhou (2013)
	I believe I can trust it in protecting my personal information.	PUT1	
	I believe I can trust in it.	PUT2	
	I believe it is reliable.	PUT3	
Experienced risk of mobile banking	<i>With regard to the main mobile banking application that I am currently using, ...</i>	RISK	Akturan and Tezcan (2012), Kang et al. (2012)
	there have been several problems with my financial transactions.	RISK1	
	I have experienced monetary loss because of my mobile banking. I have experienced mobile banking application or account being hacked.	RISK2	
	there has been a considerable amount of risk involved with banking activities.	RISK3	
Attitudinal loyalty toward service	<i>With regard to the main mobile banking service and its banking application that I am currently using, ...</i>	ATTL	Hong and Cho (2011), Mohammadi (2015)
	my preference for using mobile banking services would not willingly change.	ATTL1	
	it would be difficult to change my beliefs about the mobile banking service.	ATTL2	
Mobile banking application repeated use	<i>changing from mobile banking to alternate banking services (other banking channels, such as web banking) requires major rethinking.</i>	ATTL3	Kang et al. (2012), Wang (2008)
	<i>Please indicate the frequency of usage of the main mobile banking application for conducting the following banking activities: (8-point scale. 0, never used; 1, once a week; ... ; 7, more than 20 times a week.</i>	MBRU	
	Viewing balance and account activity	MBRU1	
	Inter/Intra account transfers	MBRU2	
	3rd party payments	MBRU3	
	Debit card management	MBRU4	
	ATM locators	MBRU5	
Accessing customer support	MBRU6		
Mobile bill payment	MBRU7		

4.2. Research Design

The current research conducted a questionnaire-based survey for data collection from potential respondents. The electronic data collection process was executed via a popular online survey website from September 2018 to December 2018. This study is concerned with the post-adoption of application-based mobile banking. Therefore, at the beginning of the survey, we defined mobile banking as the use of mobile applications provided by banks installed on smartphones and tablets, which use mobile networks or wireless internet for communication with banking systems. We consistently asked respondents whether they currently use a mobile banking service for their banking activities. If a potential respondent did not actively use mobile banking, that person was excluded from the survey. To improve the generalizability of our study and to avoid potential bias, the research group benefited from the most popular social networking sites, including Facebook, LinkedIn, ResearchGate, and Reddit, to advertise our research and randomly contact potential respondents worldwide. In this survey, multiple responses were not allowed, and we benefited from the two dummy questions of -Do not respond to this item- to detect potential insincere responses and respondents who randomly mark questions without actually reading the contents. In general, a total of 2147 potential participants were contacted via email or private messages within the social networking sites. After accounting for non-adopters of mobile banking, insincere responses, and incomplete responses, 402 usable responses were received, which can be interpreted as the response rate of 18.72%. We did not apply any restrictions on the nationality of potential participants, and respondents came from different countries, including the Netherlands, Spain, Brazil, Iran, Portugal, the UK, Malaysia, the USA, Sweden, and Turkey. The profile of the sample is listed in Table 3.

Table 3. Demographic characteristics of the sample.

Variable	Type	Frequency	Percentage
Gender	Male	205	50.995%
	Female	197	49.005%
Age	Less than 22	63	15.672%
	22–26	102	25.373%
	26–35	109	27.114%
	35–45	86	21.393%
	More than 45	42	10.448%
Schooling	Lower than BSc	111	27.612%
	BSc	203	50.498%
	MSc or higher	88	21.891%
Mobile device	Smartphone	277	68.905%
	Tablet	125	31.095%

Overall, the study applied various measures to warrant the reliability of the data collected. Following the guidelines available within the literature, e.g., (Burton-Jones 2009; Kock 2015; Podsakoff et al. 2003), the study applied a non-response bias test, pilot test, Common Method Variance (CMV) analysis, item randomization, and systematic coding schemes among many other measures. We compared the early responses against the late responses to identify the potential non-response bias. Following the standard procedure within the literature, e.g., (Ghobakhloo et al. 2014), questionnaires were sorted based on the date of completion, from the oldest to the newest. A series of *t*-tests comparing the first quarter of responses (early responses) against the last quarter of responses (late responses) demonstrated that none of the essential variables statistically differs among the two groups. We also examined the potential existence of CMV because the study can mistakenly draw on the self-reported data collected and wrongly conclude on some specific effects while ignoring the fact that the research method itself might be the cause of effects (Malhotra et al. 2006). Consistently, the study benefited from the Exploratory Factor Analysis (EFA) to perform Harman’s single-factor test (Podsakoff et al. 2003). EFA results showed that multiple factors could be extracted from the un-rotated factor solutions, and there is no single factor accounting for the majority of covariance (the high amount of covariance accounted by a single variable was 12.22 percent). Since EFA did not show any trace of CMV, the study proceeded with the structural path analysis.

5. Analysis and Results

The study uses Covariance-based Structural Equation Modeling (CB-SEM) for data analysis and the assessment of hypothesized relationships. This decision is supported by the fact that the purpose of this study is theory building and confirmation (Hair et al. 2006, 2013). Consistently, the study follows the two-step approach introduced by Anderson and Gerbing (1988) for the assessment of the structural model. As such, the first step involves the assessment of measurement models for ensuring the reliability and validity of the measurement items, and the second step includes the assessment of the structural path model. The study utilizes IBM AMOS for performing SEM analysis.

5.1. Measurement Model

Consistent with the standard methodology for the application of CB-SEM (Hair et al. 2006, 2013; Jarvis et al. 2003; Petter et al. 2007), the study assessed the internal consistency reliability, convergent validity, discriminant validity, and the overall goodness of fit of the measurement model. Confirmatory factor analysis results presented in Table 4 indicate that the factor loading of each of the measurement items is above the acceptable level of 0.5 (Hair et al. 2006). This table also explains that Cronbach’s alpha and composite reliability values for each of the latent variables are well above the commonly accepted threshold of 0.7 (Hair Jr. et al. 2013). These results, collectively, indicated the internal consistency reliability of the data. Since the Average Variance Extracted (AVE) values in Table 4

are all above the minimum level of 0.5, data in the present study also satisfies convergent validity (Fornell and Larcker 1981).

Table 4. Results of assessment of measurement models.

Variable	Item	Factor Loading	Cronbach's Alpha	Composite Reliability	Average Variance Extracted
Mobile banking application system quality	SYSQ1	0.736	0.899	0.909	0.668
	SYSQ2	0.872			
	SYSQ3	0.860			
	SYSQ4	0.794			
	SYSQ5	0.817			
Mobile banking application information quality	INFQ1	0.759	0.906	0.920	0.697
	INFQ2	0.788			
	INFQ3	0.901			
	INFQ4	0.846			
	INFQ5	0.873			
Mobile banking service quality	SERVQ		0.851	0.860	0.606
	SERVQ1	0.830			
	SERVQ2	0.751			
	SERVQ3	0.803			
	SERVQ4	0.726			
Experienced advantage of mobile banking	EXPA		0.834	0.855	0.597
	EXPA1	0.785			
	EXPA2	0.716			
	EXPA3	0.774			
Satisfaction with mobile banking service	SATIS		0.828	0.835	0.628
	SATIS1	0.822			
	SATIS2	0.793			
	SATIS3	0.761			
Post-use trust	PUT		0.842	0.854	0.594
	PUT1	0.759			
	PUT2	0.838			
	PUT3	0.720			
Experienced risk of mobile banking	RISK		0.769	0.799	0.570
	RISK1	0.760			
	RISK2	0.792			
	RISK3	0.711			
Attitudinal loyalty toward service	ATTL		0.850	0.866	0.684
	ATTL1	0.851			
	ATTL2	0.786			
	ATTL3	0.842			
Mobile banking application repeated use	MBRU	Not available since the composite score was calculated for items MBRU1 to MBRU7 in the Structural Equation Modeling (SEM) analysis.			

For assessing discriminant validity, we drew on Chin (1998) and Hair Jr. et al. (2013) instructions and constructed a correlation matrix (Table 5) for latent variables of the study that places the square root of AVE of variables within the corresponding positions on the diagonal. Table 5 explains that for each of the latent variables, the square root of AVE is larger than the correlations that the latent variable has with remaining latent variables in the measurement model. Therefore, the data satisfies the discriminant validity requirements. Given the highest correlation value in Table 5 was 0.708, the data also did not show any indication of common method bias (Sai Hong and Ghobakhloo 2013). Finally, yet importantly, and as compared to the guides available within the literature, e.g., (Ghobakhloo et al. 2014; Hair et al. 2006), the measurement model provided overall satisfying goodness of fit during CB-SEM

analysis (Comparative Fit Index (CFI) = 0.962, Incremental Fit Index (IFI) = 0.952, Relative Fit Index (RFI) = 0.901, Goodness-of-Fit Index (GFI) = 0.909, Normed Fit Index (NFI) = 0.910, Standardized Root Mean Square Residuals (SRMR) = 0.034, CMIN/DF = 1.166, and Root Mean Square Error of Approximation (RMSEA) = 0.029).

Table 5. Correlation matrix.

	SYSQ	INFQ	SERVQ	EXPA	SATIS	PUT	RISK	ATTL	MBRU
SYSQ	<i>0.817</i>								
INFQ	0.599	<i>0.835</i>							
SERVQ	0.503	0.626	<i>0.778</i>						
EXPA	0.584	0.532	0.546	<i>0.773</i>					
SATIS	0.708	0.623	0.185	0.575	<i>0.792</i>				
PUT	0.623	0.414	0.453	0.614	0.548	<i>0.770</i>			
RISK	−0.204	−0.066	−0.488	−0.491	−0.507	−0.406	<i>0.755</i>		
ATTL	0.605	0.536	0.487	0.451	0.484	0.591	−0.370	<i>0.827</i>	
IRMB	0.657	0.558	0.470	0.618	0.365	0.638	−0.309	0.657	NA

The italic items on the diagonal represent the square roots of the Average Variance Extracted (AVE). NA, not available.

5.2. Structural Model

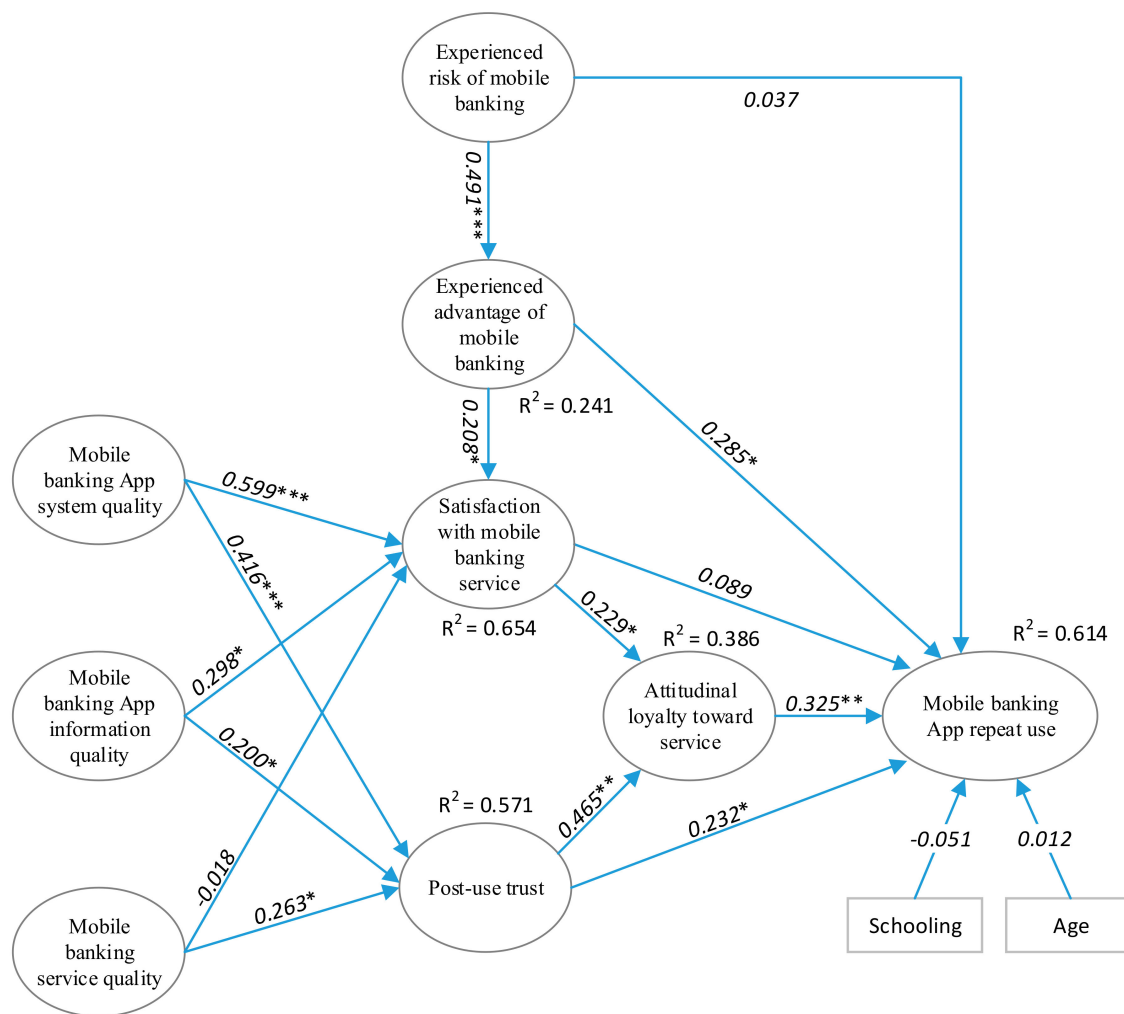
The assessment of the structural path model in this study consisted of calculating and assessing the (1) significance and relevance of hypothesized relationships (path coefficients and p values), (2) coefficient of determination (R^2), (3) effect size (f^2), and (4) predictive relevance (Q^2) (Ghobakhloo et al. 2014; Ghobakhloo and Azar 2018; Hair Jr. et al. 2013). The results of the assessment of the proposed structural model have been provided in Figure 2 and Table 6, which indicate the acceptance of all hypotheses, excluding H3a, H4b, and H6b. Findings suggest that experienced risk, experienced advantage, post-use trust, satisfaction with mobile banking, attitudinal loyalty, and the two control variables of age and schooling, collectively, accounted for 61.4% of the variance in intention to reuse (repeated use of) mobile banking. Sixty-five four-tenths percent of the variance in satisfaction with mobile banking, 38.6% of the variance in attitudinal loyalty, 57.1% of the variance in post-use trust, and 24.1% of the variance in the experienced advantage variable were explained by the precursor factors studied. The results further showed that neither of the control variables had a significant effect on the intention to reuse mobile banking.

Table 6. Results of the assessment of hypothesized relationships.

Hypotheses	Relationship	β	p Value	f^2	Support
H1a	Mobile banking application system quality → Satisfaction with mobile banking service	0.599	0.000	0.203	Yes
H1b	Mobile banking application system quality → Post-use trust	0.416	0.003	0.177	Yes
H2a	Mobile banking application information quality → Satisfaction with mobile banking service	0.298	0.015	0.147	Yes
H2b	Mobile banking application information quality → Post-use trust	0.200	0.028	0.092	Yes
H3a	Mobile banking service quality → Satisfaction with mobile banking service	−0.018	0.893	0.003	No
H3b	Mobile banking service quality → Post-use trust	0.263	0.019	0.086	Yes
H4a	Experienced risk of mobile banking → Experienced advantage of mobile banking	−0.491	0.000	0.251	Yes
H4b	Experienced risk of mobile banking → Mobile banking application repeated use	−0.037	0.847	0.008	No
H5a	Experienced advantage of mobile banking → Satisfaction with mobile banking service	0.208	0.041	0.106	Yes
H5b	Experienced advantage of mobile banking → Mobile banking application repeated use	0.285	0.010	0.069	Yes

Table 6. Cont.

Hypotheses	Relationship	β	p Value	f^2	Support
H6a	Satisfaction with mobile banking service → Attitudinal loyalty toward service	0.229	0.014	0.075	Yes
H6b	Satisfaction with mobile banking service → Mobile banking application repeated use	0.089	0.108	0.011	No
H7a	Post-use trust → Attitudinal loyalty toward service	0.465	0.002	0.290	Yes
H7b	Post-use trust → Mobile banking application repeated use	0.232	0.013	0.148	Yes
H8	Attitudinal loyalty toward service → Mobile banking application repeated use	0.325	0.004	0.239	Yes
-	Age → Mobile banking application repeated use	0.012	0.948	0.002	No
-	Schooling → Mobile banking application repeated use	-0.051	0.926	0.005	No



* p < 0.05; ** p < 0.01; *** p < 0.001

RMSEA = 0.029, CMIN/DF = 1.166, RMR = 0.024, SRMR = 0.034, CFI = 0.962, IFI = 0.952, TLI = 0.950, GFI = 0.909, NFI = 0.910, and RFI = 0.901.

Figure 2. Structural path model of mobile banking repeated use.

Since assessing the prediction accuracy of exogenous variables can offer valuable insight into the overall robustness of the structural model (Götz et al. 2010), the study performed the non-parametric Stone-Geisser test (Geisser 1975; Stone 1974). Overall, exogenous variables offered satisfying predictive relevance, given that all Q² values were positive, ranging from 0.119 to 0.438.

6. Discussion

We believe that our study is among the first empirical research that attempts to explain the process through which the intention to reuse mobile banking applications is formed among users of particular mobile banking services. To achieve this objective, we first drew on the D&M EC success model and further extended it by incorporating key cognitive variables identified in the technology acceptance and marketing literature. As expected, the results of path modeling validate the direct association of system quality and information quality with user satisfaction, which provides support for many other comparable studies (e.g., [Lee and Chung 2009](#); [Tam and Oliveira 2016](#); [Wang 2008](#)). It means when users experience that the mobile banking service and its application operate reliably, are easy to interact with, and offer needed information accurately, promptly, and well-formatted, they will be more satisfied with that particular mobile banking service. Our results, however, revealed that user satisfaction is not significantly predicted by service quality. Although the updated D&M IS success model ([DeLone and McLean 2003](#)) highlighted the potential association of service quality and user satisfaction, however, many scholars struggled to support this association ([Hsu et al. 2014](#); [Urbach et al. 2010](#)). This particular finding contradicts [Tam and Oliveira \(2016\)](#), who reported a positive association between service quality and user satisfaction. This inconsistency can be attributed to either the differences the two studies have regarding demographics of participants, where [Tam and Oliveira \(2016\)](#) surveyed Portuguese college students or the suppression effect of experienced advantage in our regression model. We also observed that system, information, and service quality dimensions exert a significant positive effect on post-use trust, which is comparable with previous works of [Lee and Chung \(2009\)](#), [Zhou \(2011\)](#), and [Zhou \(2013\)](#), highlighting the pivotal role that technical property of a service has on the development of user trust.

As we expected, the assessment of the structural model confirmed the negative association of experienced risk and experienced advantage, which empirically supports [Kang et al. \(2012\)](#), who first speculated that in the post-adoption stage, the perceived risk could reduce perceived usefulness of mobile banking service. Despite experienced risk being significantly negatively correlated with repeated use of mobile banking application, we found no statistically significant association between these two variables in the structural model. This contradictory outcome, which challenges the association of perceived risk and behavioral intention, e.g., ([Luo et al. 2010](#); [Wu and Wang 2005](#)) can be perhaps attributed to suppression effect of other direct determinants of mobile banking application repeated use in our model. In D&M IS success taxonomy, experienced advantage is regarded as the direct determinant for user satisfaction and intention to reuse ([DeLone and McLean 2003](#); [Petter et al. 2008](#)), and our results empirically supported these associations in the mobile banking context. The results tell a different story about satisfaction. Although we observed that satisfaction positively determines attitudinal loyalty, it does not have a significant effect on the mobile banking application repeated use, which contradicts the common school of thought regarding the association of satisfaction and intention to reuse (behavioral loyalty) in the marketing literature ([Anderson and Srinivasan 2003](#); [Bhattacharjee 2001](#); [Khalifa and Liu 2007](#)).

Results also highlighted the importance of post-use trust and demonstrated that when users perceive that a mobile banking service and its application are reliable, protect their personal information, and benefit them, they will have a higher intention to grow dispositional commitment to the bank providing that service. Consistently, they further become behaviorally loyal to the service, in the form of repeated use of mobile banking application. This finding that highlights the critical role of post-use trust in mobile banking brand loyalty setting is in line with several comparable research in EC and marketing literature ([Gu et al. 2009](#); [Lin and Wang 2006](#); [Lin 2011](#)). Finally, yet importantly, we observed that attitudinal loyalty is an essential determinant of mobile banking application repeated use. We found that the definition of loyalty towards mobile banking service should include both a favorable attitude and repeated use of the service, which supports and extends the previous works of [Dick and Basu \(1994\)](#), [Bandyopadhyay and Fraccastoro \(2007\)](#), and [Bandyopadhyay and Martell \(2007\)](#).

That is to say, when users of a particular application-based mobile banking service hold strong positive beliefs toward it, they are more likely to perform repeated use of the service.

6.1. Contribution to Research and Practice

The academic contribution of this research is twofold. First, this work contributes to the mobile banking literature by explaining how mobile banking users develop attitudinal and behavioral loyalty to a particular service, which can be considered as a pioneering step toward the study of mobile banking user retention. In doing so, we followed Hennig-Thurau and Klee (1997) perspective that customer retention instrument should assess the loyalty to both service and service provider, and we requested respondents to think about their primary mobile banking service provider and its mobile banking application while answering to the survey questions. Second, and from the theoretical perspective, we not only supported the majority of associations suggested by the D&M EC/IS success taxonomy in the emerging field of mobile banking, but we also successfully extended the D&M EC success model by incorporating key cognitive factors from expectation confirmation theory and trust background while predicting attitudinal and behavioral loyalty.

This research may offer significant practical implications for managers and decision-makers. In the banking business, customers can obtain banking services through multiple alternative channels. Thus, they have little incentive to invest in receiving application-based mobile banking services. This fact explains why banks usually offer their mobile banking services free of any charge. In such circumstances, banks usually absorb the majority of the cost associated with the development of application-based mobile banking service in the hope of a long-term stream of profits from loyal customers. Our findings offer helpful insight into the process through which banks can better devise their retention strategies and operate more successfully in mobile-financial service markets. We, therefore, recommend that to achieve continuous use of mobile banking services, banks need to focus on the technical quality aspects, e.g., (system, information, and service quality) in order to enhance user post-use trust and satisfaction with the application-based mobile banking service. It means the mobile banking application should be easy to work with, have a well-designed interface, operate reliably, and enable a wide variety of banking activities anytime from anywhere. Banking reports and information offered by the mobile banking service and its application should be accessible promptly, well-formatted, detailed, reliable, and understandable. The descriptive assessment of responses showed that the majority of mobile banking users who participated in this study experienced the sheer risk of mobile banking. Findings showed that although the experienced risk does not have a significant direct effect on the mobile banking application repeated use, it does, however, cause users to consider application-based mobile banking to be significantly less advantageous. This issue, in turn, reduces user satisfaction and lowers the probability of a user developing attitudinal and behavioral loyalty toward the service. Our results, therefore, imply that offering secure and less risky application-based mobile banking services should be the primary focus of banks. This finding is perhaps the most important managerial lesson to learn because, although users might tolerate a lower quality mobile banking service, a less secure service leads users to consider the service disadvantageous. Finally, yet importantly, banks are advised to consider both attitude and behavior while defining loyalty toward a particular mobile banking service and base their action plans on the factors that contribute to the development of both attitudinal and behavioral loyalty.

6.2. Limitations and Future Research Directions

The major limitation of this research is the amount of unexplained variance in the endogenous latent variables, particularly attitudinal loyalty. An exciting opportunity for future research would be to further extend our research model through drawing on other usage behavior theories and models to better account for possible predictors of attitudinal loyalty and behavioral loyalty. To improve the generalizability of our findings, we did not apply any limitation to the type of mobile banking users who could potentially participate in this study. We assumed that intention to reuse and repeated use

behavior would be the ultimate goal of mobile banking service providers, but it was not feasible to numerically link reuse intention of service users to the bank performance. Another avenue for future research could be to explore the potential associations among user intention to reuse, reuse behaviors, and bank-side mobile banking performance by conducting case studies and time series analysis. Since the present study mainly concerns the experienced risk of mobile banking from particular service providers, our research model did not include the potential negative impacts of experienced risk of internet banking nor other mobile applications on the repeated use intention of individual users. We consistently invite future research to study the potential impact of various types of experienced risks of digital banking on the reuse intention of application-based mobile banking. Finally, yet importantly, our sample was limited to only 402 respondents across various nationalities, the issue that can limit the generalizability of our findings. Any extension of our model applied to distinct regional banking settings can significantly broaden the generalizability of our research model.

Author Contributions: Conceptualization: M.G. and M.F.; Methodology: M.G. and M.F.; Validation: M.G. and M.F.; Formal analysis: M.G.; Writing—original draft preparation, M.G., M.F.; Writing—review and editing: M.G., M.F.; Supervision: M.F.; Project administration, M.G.

Funding: This research received no external funding.

Conflicts of Interest: The authors declare no conflict of interest.

References

- Ajzen, Icek. 1991. The theory of planned behavior. *Organizational Behavior and Human Decision Processes* 50: 179–211. [\[CrossRef\]](#)
- Akter, Shahriar, John D’Ambra, and Pradeep Ray. 2013. Development and validation of an instrument to measure user perceived service quality of mHealth. *Information & Management* 50: 181–95.
- Akturan, Ulun, and Nuray Tezcan. 2012. Mobile banking adoption of the youth market: Perceptions and intentions. *Marketing Intelligence & Planning* 30: 444–59.
- Alalwan, Ali Abdallah, Yogesh K. Dwivedi, and Nripendra P. Rana. 2017. Factors influencing adoption of mobile banking by Jordanian bank customers: Extending UTAUT2 with trust. *International Journal of Information Management* 37: 99–110. [\[CrossRef\]](#)
- Al-Otaibi, Sultan, Naif Radi Aljohani, Md Rakibul Hoque, and Fahd S. Alotaibi. 2018. The satisfaction of Saudi customers toward mobile banking in Saudi Arabia and the United Kingdom. *Journal of Global Information Management* 26: 85–103. [\[CrossRef\]](#)
- Anderson, James C., and David W. Gerbing. 1988. Structural equation modeling in practice: A review and recommended two-step approach. *Psychological Bulletin* 103: 411–23. [\[CrossRef\]](#)
- Anderson, Rolph E., and Srinivasa S. Srinivasan. 2003. E-satisfaction and e-loyalty: A contingency framework. *Psychology & Marketing* 20: 123–38.
- Baabdullah, Abdullah M., Ali Abdallah Alalwan, Nripendra P. Rana, Hatice Kizgin, and Pushp Patil. 2019. Consumer use of mobile banking (M-Banking) in Saudi Arabia: Towards an integrated model. *International Journal of Information Management* 44: 38–52. [\[CrossRef\]](#)
- Bandyopadhyay, Kakoli, and Katherine A. Fraccastoro. 2007. The effect of culture on user acceptance of information technology. *Communications of the Association for Information Systems* 19: 23. [\[CrossRef\]](#)
- Bandyopadhyay, Subir, and Michael Martell. 2007. Does attitudinal loyalty influence behavioral loyalty? A theoretical and empirical study. *Journal of Retailing and Consumer Services* 14: 35–44. [\[CrossRef\]](#)
- Baptista, Gonçalo, and Tiago Oliveira. 2015. Understanding mobile banking: The unified theory of acceptance and use of technology combined with cultural moderators. *Computers in Human Behavior* 50: 418–30. [\[CrossRef\]](#)
- Bhattacharjee, Anol. 2001. Understanding information systems continuance: An expectation-confirmation model. *MIS Quarterly* 25: 351–70. [\[CrossRef\]](#)
- Burton-Jones, A. 2009. Minimizing method bias through programmatic research. *MIS Quarterly* 33: 445–71. [\[CrossRef\]](#)
- Chaouali, Walid, Nizar Souiden, and Riadh Ladhari. 2017. Explaining adoption of mobile banking with the theory of trying, general self-confidence, and cynicism. *Journal of Retailing and Consumer Services* 35: 57–67. [\[CrossRef\]](#)

- Chaudhuri, Arjun, and Morris B. Holbrook. 2001. The chain of effects from brand trust and brand affect to brand performance: The role of brand loyalty. *Journal of Marketing* 65: 81–93. [CrossRef]
- Chen, ChauShen. 2013. Perceived risk, usage frequency of mobile banking services. *Managing Service Quality: An International Journal* 23: 410–36. [CrossRef]
- Chen, Jengchung V., Duangjai Rungruengsamrit, T. M. Rajkumar, and David C. Yen. 2013. Success of electronic commerce Web sites: A comparative study in two countries. *Information & Management* 50: 344–55.
- Chin, Wynne W. 1998. Issues and opinion on structural equation modeling. *MIS Quarterly* 22: vii–xvi.
- Chung, Namho, and Soon Jae Kwon. 2009. Effect of trust level on mobile banking satisfaction: A multi-group analysis of information system success instruments. *Behaviour & Information Technology* 28: 549–62.
- Davis, Fred D., Richard P. Bagozzi, and Paul R. Warshaw. 1989. User acceptance of computer technology: A comparison of two theoretical models. *Management Science* 35: 982–1003. [CrossRef]
- Deloitte. 2010. Mobile Banking: A Catalyst for Improving Bank Performance. Available online: <https://www2.deloitte.com/ie/en/pages/operations/articles/mobile-banking-improving-performance.html> (accessed on 12 June 2017).
- DeLone, William H., and Ephraim R. McLean. 1992. Information systems success: The quest for the dependent variable. *Information Systems Research* 3: 60–95. [CrossRef]
- DeLone, William H., and Ephraim R. McLean. 2003. The DeLone and McLean model of information systems success: A ten-year update. *Journal of Management Information Systems* 19: 9–30.
- DeLone, William H., and Ephraim R. McLean. 2004. Measuring e-commerce success: Applying the DeLone & McLean information systems success model. *International Journal of Electronic Commerce* 9: 31–47.
- Dick, Alan S., and Kunal Basu. 1994. Customer loyalty: Toward an integrated conceptual framework. *Journal of the Academy of Marketing Science* 22: 99–113. [CrossRef]
- Featherman, Mauricio S., and Paul A. Pavlou. 2003. Predicting e-services adoption: A perceived risk facets perspective. *International Journal of Human-Computer Studies* 59: 451–74. [CrossRef]
- Fishbein, Martin, and Icek Ajzen. 1975. *Belief, Attitude, Intention, and Behavior: An Introduction to Theory and Research*. Boston: Addison-Wesley.
- Fiserv. 2016. Mobile Banking Adoption: Where Is the Revenue for Financial Institutions? Available online: <https://www.fiserv.com/resources/Mobile-Adoption-White-Paper-January-2016.pdf> (accessed on 26 May 2017).
- Fornell, Claes, and David F. Larcker. 1981. Evaluating structural equation models with unobservable variables and measurement error. *Journal of Marketing Research* 18: 39–50. [CrossRef]
- Geisser, Seymour. 1975. The predictive sample reuse method with applications. *Journal of the American Statistical Association* 70: 320–28. [CrossRef]
- Ghobakhloo, Morteza, Adel Azar, and Sai Hong Tang. 2019. Business value of enterprise resource planning spending and scope: A post-implementation perspective. *Kybernetes* 48: 967–89. [CrossRef]
- Ghobakhloo, Morteza, and Adel Azar. 2018. Information technology resources, the organizational capability of lean-agile manufacturing, and business performance. *Information Resources Management Journal* 31: 47–74. [CrossRef]
- Ghobakhloo, Morteza, Tang Sai Hong, and Craig Standing. 2015. B2B E-commerce success among small and medium-sized enterprises: A business network perspective. *Journal of Organizational and End User Computing* 27: 1–32. [CrossRef]
- Ghobakhloo, Morteza, Tang Sai Hong, and Craig Standing. 2014. Business-to-business electronic commerce success: A supply network perspective. *Journal of Organizational Computing and Electronic Commerce* 24: 312–41. [CrossRef]
- Ghobakhloo, Morteza, S. H. Tang, and Norzima Zulkifli. 2013. Adoption of mobile commerce: The impact of end user satisfaction on system acceptance. *International Journal of E-Services and Mobile Applications* 5: 26–50. [CrossRef]
- Goodhue, Dale L., and Ronald L. Thompson. 1995. Task-technology fit and individual performance. *MIS Quarterly* 19: 213–36. [CrossRef]
- Götz, Oliver, Kerstin Liehr-Gobbers, and Manfred Krafft. 2010. Evaluation of structural equation models using the partial least squares (PLS) approach. In *Handbook of Partial Least Squares; Concepts, Methods and Applications*. Edited by Vinzi V. Esposito, W. W. Chin, J. Henseler and H. Wang. New York: Springer, pp. 691–711.
- Gu, Ja-Chul, Sang-Chul Lee, and Yung-Ho Suh. 2009. Determinants of behavioral intention to mobile banking. *Expert Systems with Applications* 36: 11605–16. [CrossRef]

- Hair, Joseph F., William C. Black, Barry J. Babin, Rolp E. Anderson, and Ronald L. Tatham. 2006. *Multivariate Data Analysis*, 6th ed. Upper Saddle River: Prentice Hall.
- Hair, Joseph F. Jr., G. Tomas M. Hult, Christian Ringle, and Marko Sarstedt. 2013. *A Primer on Partial Least Squares Structural Equation Modeling (PLS-SEM)*. London: SAGE Publications, Incorporated.
- Hallowell, Roger. 1996. The relationships of customer satisfaction, customer loyalty, and profitability: An empirical study. *International Journal of Service Industry management* 7: 27–42. [[CrossRef](#)]
- Hennig-Thurau, Thorsten, and Alexander Klee. 1997. The impact of customer satisfaction and relationship quality on customer retention: A critical reassessment and model development. *Psychology & Marketing* 14: 737–64.
- Hernandez-Ortega, Blanca. 2011. The role of post-use trust in the acceptance of a technology: Drivers and consequences. *Technovation* 31: 523–38. [[CrossRef](#)]
- Hong, Ilyoo B., and Hwihyung Cho. 2011. The impact of consumer trust on attitudinal loyalty and purchase intentions in B2C e-marketplaces: Intermediary trust vs. seller trust. *International Journal of Information Management* 31: 469–79. [[CrossRef](#)]
- Hsu, Meng-Hsiang, Chun-Ming Chang, Kuo-Kuang Chu, and Yi-Jung Lee. 2014. Determinants of repurchase intention in online group-buying: The perspectives of DeLone & McLean IS success model and trust. *Computers in Human Behavior* 36: 234–45.
- Jarvis, Cheryl Burke, Scott B. MacKenzie, and Philip M. Podsakoff. 2003. A critical review of construct indicators and measurement model misspecification in marketing and consumer research. *Journal of Consumer Research* 30: 199–218. [[CrossRef](#)]
- Kang, Hyunjeong, Min Jae Lee, and Jin Kyu Lee. 2012. Are you still with us? A study of the post-adoption determinants of sustained use of mobile-banking services. *Journal of Organizational Computing and Electronic Commerce* 22: 132–59. [[CrossRef](#)]
- Kashif, Muahmmad, Sharifah Suzana Wan Shukran, Mohsin Abdul Rehman, and Syamsulang Sarifuddin. 2015. Customer satisfaction and loyalty in Malaysian Islamic banks: A PAKSERV investigation. *International Journal of Bank Marketing* 33: 23–40. [[CrossRef](#)]
- Khalifa, Mohamed, and Vanessa Liu. 2007. Online consumer retention: Contingent effects of online shopping habit and online shopping experience. *European Journal of Information Systems* 16: 780–92. [[CrossRef](#)]
- Kock, Ned. 2015. Common method bias in PLS-SEM: A full collinearity assessment approach. *International Journal of e-Collaboration* 11: 1–10. [[CrossRef](#)]
- Ku, Cheng-Yuan, Pei-Chen Sung, and Wen-Huai Hsieh. 2014. Policy satisfaction for separation of dispensing from medical practices in Taiwan: Success of the prescription-release information system. *Telematics and Informatics* 31: 334–43. [[CrossRef](#)]
- Kuo, Ying-Feng, Chi-Ming Wu, and Wei-Jaw Deng. 2009. The relationships among service quality, perceived value, customer satisfaction, and post-purchase intention in mobile value-added services. *Computers in Human Behavior* 25: 887–96. [[CrossRef](#)]
- Laukkanen, Tommi. 2016. Consumer adoption versus rejection decisions in seemingly similar service innovations: The case of the Internet and mobile banking. *Journal of Business Research* 69: 2432–39. [[CrossRef](#)]
- Leclercq, Aurélie. 2007. The perceptual evaluation of information systems using the construct of user satisfaction: Case study of a large French group. *ACM SIGMIS Database* 38: 27–60. [[CrossRef](#)]
- Lee, Jonathan, Janghyuk Lee, and Lawrence Feick. 2001. The impact of switching costs on the customer satisfaction-loyalty link: Mobile phone service in France. *Journal of Services Marketing* 15: 35–48. [[CrossRef](#)]
- Lee, Kun Chang, and Namho Chung. 2009. Understanding factors affecting trust in and satisfaction with mobile banking in Korea: A modified DeLone and McLean's model perspective. *Interacting with Computers* 21: 385–92. [[CrossRef](#)]
- Lin, Hsiu-Fen. 2011. An empirical investigation of mobile banking adoption: The effect of innovation attributes and knowledge-based trust. *International Journal of Information Management* 31: 252–60. [[CrossRef](#)]
- Lin, Hsin-Hui, and Yi-Shun Wang. 2006. An examination of the determinants of customer loyalty in mobile commerce contexts. *Information & Management* 43: 271–82.
- Liu, Chung-Tzer, Yi Maggie Guo, and Chia-Hui Lee. 2011. The effects of relationship quality and switching barriers on customer loyalty. *International Journal of Information Management* 31: 71–79. [[CrossRef](#)]
- Luarn, Pin, and Hsin-Hui Lin. 2005. Toward an understanding of the behavioral intention to use mobile banking. *Computers in Human Behavior* 21: 873–91. [[CrossRef](#)]

- Luo, Xin, Han Li, Jie Zhang, and Jung P. Shim. 2010. Examining multi-dimensional trust and multi-faceted risk in initial acceptance of emerging technologies: An empirical study of mobile banking services. *Decision Support Systems* 49: 222–34. [\[CrossRef\]](#)
- Malhotra, Naresh K., Sung S. Kim, and Ashutosh Patil. 2006. Common method variance in IS research: A comparison of alternative approaches and a reanalysis of past research. *Management Science* 52: 1865–83. [\[CrossRef\]](#)
- McKnight, D. Harrison, Vivek Choudhury, and Charles Kacmar. 2002. Developing and validating trust measures for e-commerce: An integrative typology. *Information Systems Research* 13: 334–59. [\[CrossRef\]](#)
- Mohammadi, Hossein. 2015. A study of mobile banking loyalty in Iran. *Computers in Human Behavior* 44: 35–47. [\[CrossRef\]](#)
- Montazemi, Ali Reza, and Hamed Qahri-Saremi. 2015. Factors affecting adoption of online banking: A meta-analytic structural equation modeling study. *Information & Management* 52: 210–26.
- Oliveira, Tiago, Miguel Faria, Manoj Abraham Thomas, and Aleš Popovič. 2014. Extending the understanding of mobile banking adoption: When UTAUT meets TTF and ITM. *International Journal of Information Management* 34: 689–703. [\[CrossRef\]](#)
- Oliver, Richard L. 1980. A cognitive model of the antecedents and consequences of satisfaction decisions. *Journal of Marketing Research* 17: 460–69. [\[CrossRef\]](#)
- Oliver, Richard L. 1999. Whence consumer loyalty? *The Journal of Marketing* 63: 33–44. [\[CrossRef\]](#)
- Petter, Stacie, William DeLone, and Ephraim McLean. 2008. Measuring information systems success: Models, dimensions, measures, and interrelationships. *European Journal of Information Systems* 17: 236–63. [\[CrossRef\]](#)
- Petter, Stacie, William DeLone, and Ephraim McLean. 2013. Information systems success: The quest for the independent variables. *Journal of Management Information Systems* 29: 7–62. [\[CrossRef\]](#)
- Petter, Stacie, and Ephraim R. McLean. 2009. A meta-analytic assessment of the DeLone and McLean IS success model: An examination of IS success at the individual level. *Information & Management* 46: 159–66.
- Petter, Stacie, Detmar W. Straub, and Arun Rai. 2007. Specifying formative constructs in information systems research. *MIS Quarterly* 31: 623–56. [\[CrossRef\]](#)
- Podsakoff, Philip M., Scott B. MacKenzie, Jeong-Yeon Lee, and Nathan P. Podsakoff. 2003. Common method biases in behavioral research: A critical review of the literature and recommended remedies. *Journal of Applied Psychology* 88: 879–903. [\[CrossRef\]](#)
- Rai, Arun, Sandra S. Lang, and Robert B. Welker. 2002. Assessing the validity of IS success models: An empirical test and theoretical analysis. *Information Systems Research* 13: 50–69. [\[CrossRef\]](#)
- Ram, Jiwat, David Corkindale, and Ming-Lu Wu. 2013. Implementation critical success factors (CSFs) for ERP: Do they contribute to implementation success and post-implementation performance? *International Journal of Production Economics* 144: 157–74. [\[CrossRef\]](#)
- Rogers, Everett M. 1983. *Diffusion of Innovations*. New York: Free Press.
- Saeed, Khawaja A., and Sue Abdinnour-Helm. 2008. Examining the effects of information system characteristics and perceived usefulness on post adoption usage of information systems. *Information & Management* 45: 376–86.
- Sharma, Sujeet Kumar. 2019. Integrating cognitive antecedents into TAM to explain mobile banking behavioral intention: A SEM-neural network modeling. *Information Systems Frontiers* 21: 815–27. [\[CrossRef\]](#)
- Seo, DongBack, C. Ranganathan, and Yair Babad. 2008. Two-level model of customer retention in the US mobile telecommunications service market. *Telecommunications Policy* 32: 182–96. [\[CrossRef\]](#)
- Sethi, Vijay, and William R. King. 1991. Construct measurement in information systems research: An illustration in strategic systems. *Decision Sciences* 22: 455–72. [\[CrossRef\]](#)
- Shaikh, Aijaz A., and Heikki Karjaluo. 2015. Mobile banking adoption: A literature review. *Telematics and Informatics* 32: 129–42. [\[CrossRef\]](#)
- Sirdeshmukh, Deepak, Jagdip Singh, and Barry Sabol. 2002. Consumer trust, value, and loyalty in relational exchanges. *Journal of Marketing* 66: 15–37. [\[CrossRef\]](#)
- Stone, Mervyn. 1974. Cross-validators choice and assessment of statistical predictions. *Journal of the Royal Statistical Society. Series B (Methodological)* 36: 111–47. [\[CrossRef\]](#)
- Straub, Detmar W. 1989. Validating instruments in MIS research. *Mis Quarterly* 13: 147–69. [\[CrossRef\]](#)
- Tam, Carlos, and Tiago Oliveira. 2016. Understanding the impact of m-banking on individual performance: DeLone & McLean and TTF perspective. *Computers in Human Behavior* 61: 233–44.

- Sai Hong, Tang, and Morteza Ghobakhloo. 2013. IT investments and product development effectiveness: Iranian SBs. *Industrial Management & Data Systems* 113: 265–93.
- Thong, James Y. L., Se-Joon Hong, and Kar Yan Tam. 2006. The effects of post-adoption beliefs on the expectation-confirmation model for information technology continuance. *International Journal of Human-Computer Studies* 64: 799–810. [[CrossRef](#)]
- Urbach, Nils, Stefan Smolnik, and Gerold Riempp. 2010. An empirical investigation of employee portal success. *The Journal of Strategic Information Systems* 19: 184–206. [[CrossRef](#)]
- Urbach, Nils, and Benjamin Müller. 2012. The updated DeLone and McLean model of information systems success. In *Information Systems Theory*. Edited by Y. K. Dwivedi, M. R. Wade and S. Schneberger. New York: Springer, vol. 1, pp. 1–18.
- Venkatesh, Viswanath, Michael G. Morris, Gordon B. Davis, and Fred D. Davis. 2003. User acceptance of information technology: Toward a unified view. *MIS Quarterly* 27: 425–78. [[CrossRef](#)]
- Wang, Yi-Shun. 2008. Assessing e commerce systems success: A respecification and validation of the DeLone and McLean model of IS success. *Information Systems Journal* 18: 529–57. [[CrossRef](#)]
- Watson, George F., Joshua T. Beck, Conor M. Henderson, and Robert W. Palmatier. 2015. Building, measuring, and profiting from customer loyalty. *Journal of the Academy of Marketing Science* 43: 790–825. [[CrossRef](#)]
- Wonglimpiyarat, Jarunee. 2014. Competition and challenges of mobile banking: A systematic review of major bank models in the Thai banking industry. *The Journal of High Technology Management Research* 25: 123–31. [[CrossRef](#)]
- Wu, Jen-Her, and Shu-Ching Wang. 2005. What drives mobile commerce? An empirical evaluation of the revised technology acceptance model. *Information and Management* 42: 719–29. [[CrossRef](#)]
- Yang, Zhilin, and Robin T. Peterson. 2004. Customer perceived value, satisfaction, and loyalty: The role of switching costs. *Psychology & Marketing* 21: 799–822.
- Yu, Chian-Son. 2012. Factors affecting individuals to adopt mobile banking: Empirical evidence from the UTAUT model. *Journal of Electronic Commerce Research* 13: 104.
- Zhou, Tao. 2011. An empirical examination of initial trust in mobile banking. *Internet Research* 21: 527–40. [[CrossRef](#)]
- Zhou, Tao. 2013. An empirical examination of continuance intention of mobile payment services. *Decision Support Systems* 54: 1085–91. [[CrossRef](#)]
- Zhou, Tao, Yaobin Lu, and Bin Wang. 2010. Integrating TTF and UTAUT to explain mobile banking user adoption. *Computers in Human Behavior* 26: 760–67. [[CrossRef](#)]
- Zhou, Tao. 2018. Examining users' switch from online banking to mobile banking. *International Journal of Networking and Virtual Organisations* 18: 51–66. [[CrossRef](#)]



© 2019 by the authors. Licensee MDPI, Basel, Switzerland. This article is an open access article distributed under the terms and conditions of the Creative Commons Attribution (CC BY) license (<http://creativecommons.org/licenses/by/4.0/>).