

Güth, Werner; Levati, Maria Vittoria; Weiland, Torsten

Working Paper

Cheap talk and secret intentions in a public goods experiment

Jena economic research papers, No. 2007,048

Provided in Cooperation with:
Max Planck Institute of Economics

Suggested Citation: Güth, Werner; Levati, Maria Vittoria; Weiland, Torsten (2007) : Cheap talk and secret intentions in a public goods experiment, Jena economic research papers, No. 2007,048, Universität Jena und Max-Planck-Institut für Ökonomik, Jena

This Version is available at:
<http://hdl.handle.net/10419/25649>

Standard-Nutzungsbedingungen:

Die Dokumente auf EconStor dürfen zu eigenen wissenschaftlichen Zwecken und zum Privatgebrauch gespeichert und kopiert werden.

Sie dürfen die Dokumente nicht für öffentliche oder kommerzielle Zwecke vervielfältigen, öffentlich ausstellen, öffentlich zugänglich machen, vertreiben oder anderweitig nutzen.

Sofern die Verfasser die Dokumente unter Open-Content-Lizenzen (insbesondere CC-Lizenzen) zur Verfügung gestellt haben sollten, gelten abweichend von diesen Nutzungsbedingungen die in der dort genannten Lizenz gewährten Nutzungsrechte.

Terms of use:

Documents in EconStor may be saved and copied for your personal and scholarly purposes.

You are not to copy documents for public or commercial purposes, to exhibit the documents publicly, to make them publicly available on the internet, or to distribute or otherwise use the documents in public.

If the documents have been made available under an Open Content Licence (especially Creative Commons Licences), you may exercise further usage rights as specified in the indicated licence.



JENA ECONOMIC RESEARCH PAPERS



2007 – 048

Cheap Talk and Secret Intentions in a Public Goods Experiment

by

**Werner Güth
M. Vittoria Levati
Torsten Weiland**

www.jenecon.de

ISSN 1864-7057

The JENA ECONOMIC RESEARCH PAPERS is a joint publication of the Friedrich-Schiller-University and the Max Planck Institute of Economics, Jena, Germany. For editorial correspondence please contact m.pasche@wiwi.uni-jena.de.

Impressum:

Friedrich-Schiller-University Jena
Carl-Zeiß-Str. 3
D-07743 Jena
www.uni-jena.de

Max-Planck-Institute of Economics
Kahlaische Str. 10
D-07745 Jena
www.econ.mpg.de

© by the author.

Cheap Talk and Secret Intentions in a Public Goods Experiment

Werner Güth

Max Planck Institute of Economics, Strategic Interaction Group, Jena, Germany
gueth@econ.mpg.de

M. Vittoria Levati*

Max Planck Institute of Economics, Strategic Interaction Group, Jena, Germany
levati@econ.mpg.de

Torsten Weiland

Max Planck Institute of Economics, Strategic Interaction Group, Jena, Germany
weiland@econ.mpg.de

Abstract

In a public goods experiment, subjects can vary over a period of stochastic length two contribution levels: one is publicly observable (their cheap talk stated intention), while the other is not seen by the others (their secret intention). When the period suddenly stops, participants are restricted to choose as actual contribution either current alternative. Based on the two types of choice data for a partners and a perfect strangers condition, we confirm that final outcomes strongly depend on the matching protocol. As to choice dynamics, we distinguish different types of adaptations.

JEL-classification C72, H41, D82, D83

Keywords Public goods game, Cheap talk communication, Real-time protocol

*Corresponding author. Max Planck Institute of Economics, Kahlaische Str. 10, 07745 Jena, Germany. Tel.: +49 3641 686629; fax: +49 3641 686667.

1 Introduction

One problematic issue in empirical research is that outcome data hardly reveal the process of how subjects evaluate acquired information and adjust their behavioral intentions. The issue is particularly relevant for social dilemmas/public goods experiments where considerable evidence questions the standard predictions based on rational and self-interested actors.¹ Identifying the mechanisms conducive to non-selfish behavior, as well as recognizing when they can prevail, requires to go beyond mere outcome data. In this paper, we present and experimentally explore a dynamic procedure that may allow us to learn more about the process leading an agent to a particular action. Although we apply the method to the linear voluntary contribution mechanism (Isaac et al., 1984), it can be used in other contexts as well.

Our procedure involves eliciting, in a coarsely specified time interval with stochastic length (the “round”),² two contribution levels: one publicly observable and the other secret. The public alternative is instantaneously transmitted to the other group members, thereby enabling the decision maker to signal her intent to the others and to receive likewise signals by them. The secret option, on the contrary, is only known to the decision maker. When the clock randomly stops, the actual contribution must be chosen between the final announced amount and the final secret amount. By analyzing the temporal patterns of public and secret contributions, as well as their relation with the agents’ final contribution choice, we seek to explore which factors drive individual decision processes.

By allowing real time adjustments of contributions, our paper is related to a strand of literature that studies public goods provision under the real-time protocol of play. Under such protocol (introduced by Dorsey, 1992, and subsequently employed by Kurzban et al., 2001, Goren et al., 2003, and Goren et

¹See Ledyard, 1995, for a comprehensive survey on public goods experiments.

²A random time limit captures the real-world feature that one hardly knows in advance the deadline for the provision of a public good (see González et al., 2005).

al., 2004), players are given a fixed or stochastic time interval in which to update their decisions. Summary or individual information about the contributions of all players is continuously updated and displayed. The player's allocation to the public good at the end of the allotted time interval, if any, is taken to be her contribution for that round.³

Although our experiment and the real-time protocol of play share some common features, they differ from each other in some major respects. Under the real-time protocol, subjects can only revise the decision to which they are committed when the clock stops. As we want to investigate the relation between public promises and 'true' intentions, we allow subjects to always vary not only public but also secret contribution levels, where the final allocation to the public good can be either amount. Hence, in our experiment, the publicly observable decisions are not binding and, as such, devolve into mere cheap talk 'promises' of contributions. Because of these changes, our results are not directly comparable to those conducted under the real-time protocol of play.

The institution of revocable promises links our paper to a further strand of literature, initiated by Dawes et al. (1977), that considers the effect of pre-play communication on cooperation in social dilemmas. Numerous theoretical and experimental studies have shown that people use communication, even if 'cheap', to signal one another's intentions.⁴ This signaling activity is deemed to enhance the provision of public goods,⁵ although identifying the others' intentions is not always beneficial to cooperation.

In most previous experiments, communication took the form of general un-

³Levati and Neugebauer (2004) studied a related mechanism in which agents made their contribution decisions on the basis of an ascending clock, and their decisions were instantaneously transmitted to their partners.

⁴For theoretical studies on the importance of cheap talk communication for signaling intentions, see, e.g., Farrell (1987; 1988) and Rabin (1994). Experimental works on signaling via cheap talk include, among others, Wilson and Sell (1997) and Clark et al. (2001).

⁵Several conjectures have been put forward for why communication fosters cooperation. For some such conjectures see Messick and Brewer (1983) or Kerr and Kaufman-Gilliland (1994).

structured face-to-face discussion (see the meta-analysis by Sally, 1995).⁶ Experiments with a type of cheap talk announcement similar to the one we use in this study include Palfrey and Rosenthal (1991), Wilson and Sell (1997), and Bochet et al. (2006). Relying on step-level public goods games, Palfrey and Rosenthal (1991) allowed individuals, prior to their decision, to simultaneously make a costless single announcement on whether they intended to contribute or not. Wilson and Sell (1997) asked subjects in a linear voluntary contribution mechanism to indicate the number of tokens they intended to contribute. After having provided that information to the others, all had to choose their contribution. Bochet et al. (2006) implemented a treatment in which subjects could make non-binding announcements of possible contribution levels throughout a fixed time interval.⁷

All these previous studies aimed to establish whether, and under which form, communication affects cooperative behavior. The focus of our paper is different. We are primarily interested in investigating whether and to what extent individuals tie cheap talk statements to secret intentions and actual decisions so as to shed light on the process by which subjects determine whether to act selfishly or not.

Since the dynamics of publicly observable and secret contribution levels as well as their relation with actual decisions may vary with the rematching procedure, we distinguish between a partners condition (where the same group interacts for 5 rounds) and a perfect strangers condition (where completely new groups are formed after each round so that nobody meets any of the other participants more than once). By repeating the same decisions several times with

⁶Exceptions are, e.g., Frohlich and Oppenheimer (1998), Rocco (1998), and Bohnet and Frey (1999), who examined the impact of communication via silent identification (Bohnet and Frey, 1999) and e-mail messages (the other two cited studies). While simply seeing one another showed to be sufficient to foster cooperation, the exchanges of e-mail messages did not produce clear-cut results.

⁷Bochet et al. (2006) carried out an aggregate analysis only. Bochet and Putterman (2005) have analyzed Bochet et al.'s numerical communication treatment at the level of individual behavior.

the same partners, actors can monitor the relation between publicly announced and actual contribution levels. This may induce strategic play in the sense of Kreps et al. (1982) and/or “trigger strategies” (Sell and Wilson, 1996; Wilson and Sell, 1997). In contrast, strangers should be unconcerned with what others can infer and how this affects their reputation. Comparing the decisions by “partners” with those by “strangers”, we can evaluate how the ability to observe each other’s behavior affects both the dynamics of the two elicited contribution choices and the actual contribution levels.

The paper proceeds as follows. Section 2 provides details about our choice elicitation procedure and formulates some behavioral hypotheses. Section 3 is devoted to the experimental design. Section 4 reports the results of our experimental study. Section 5 summarizes our central findings and concludes.

2 Game description and hypotheses

The basic game is the standard repeated linear voluntary contribution mechanism (hereafter, VCM). Let $I = \{1, \dots, 4\}$ denote a group of 4 individuals $i = 1, \dots, 4$ who interact for $r = 1, \dots, R$ rounds. In each round r , individual $i \in I$ is endowed with income e , which can be either privately consumed or invested in a public good. Each individual’s contribution $c_i(r)$ must satisfy $0 \leq c_i(r) \leq e$. Denoting by $C(r)$ the sum of individual contributions in r , i.e., $C(r) = \sum_{j=1}^4 c_j(r)$, the monetary payoff of individual i in round r is linear in $c_i(r)$ and $C(r)$, and takes the following form:

$$u_i(r) = e - c_i(r) + \beta C(r), \quad (1)$$

where $0 < \beta < 1 < 4\beta$. Due to $\beta < 1$, the dominant strategy for a selfish, payoff-maximizing player is to contribute nothing. Since $4\beta > 1$, the socially efficient outcome (maximizing the sum of $u_i(r)$ over $i \in I$) is, however, to contribute everything. Thus, general opportunism leads every individual i to earn $u_i(r) = e$ in each round, whereas general efficiency-seeking yields a round payoff of $u_i(r) = 4\beta e$ for all $i \in I$.

In the standard VCM, all group members make their contribution decisions privately and simultaneously. Our game deviates from this usual practice in two ways. Firstly, the duration Θ of each round is stochastic and uniformly distributed between $\underline{\Theta}$ and $\bar{\Theta}$.⁸ Secondly, during the time interval $0 \leq \tau \leq \Theta$, each player i in (nearly) continuous time can revise two contribution levels: one “public” $c_{i,\tau}^P$, and one “secret” $c_{i,\tau}^S$, where $c_{i,\tau}^P, c_{i,\tau}^S \in [0, e]$ holds. The public decision $c_{i,\tau}^P$ is automatically transmitted to the fellow members, thereby allowing for costless signaling. The secret decision $c_{i,\tau}^S$ is, instead, never communicated to the others. Throughout every round, player i can vary both $c_{i,\tau}^P$ and $c_{i,\tau}^S$ as often as she likes or leave them at their default value of zero. When the round terminates at time Θ , player i (for all $i \in I$) must choose her actual contribution for that round between the two alternatives $c_{i,\Theta}^P$ and $c_{i,\Theta}^S$. Thus, *a priori*, $c_{i,\tau}^P$ and $c_{i,\tau}^S$ are just *potential* contributions. The vector of choices $c_i(r) \in \{c_{i,\Theta}^P, c_{i,\Theta}^S\}$ for all $i \in I$ determines the round payoff of each player as defined by (1).

Under the assumption of strictly self-interested behavior and common knowledge of self-interest, allowing players to publicly announce contribution intentions does not question the standard (game-)theoretical prediction of general free-riding. Since each player i has the option of selecting her secret decision $c_{i,\Theta}^S$ as actual round contribution, announcements of positive $c_{i,\tau}^P$ are not binding, and deviations from announcements do not have a direct impact on the individual’s monetary payoff. Hence, a selfish player should always revert to the dominant strategy of no contribution, although strategic reasoning (Kreps et al., 1982) may induce her to show goodwill and publicly announce positive contributions. However, a rich body of experimental evidence suggests that decision makers often care about what others get or do or hope to achieve. We expect such other-regarding concerns to work also in our context and test the

⁸Studies with a similar feature, but using a provision point mechanism, are Goren et al. (2003) and Goren et al. (2004).

following hypothesis:

Hypothesis 1. Whatever alternative is finally selected as actual contribution, subjects invest, on average, positive amounts in the public good.

Among the several theoretical models that have been proposed for modeling social preferences, we focus on *conditional cooperation* and *let down aversion* because they yield clear predictions on how people should select their preferred strategy.

Conditional cooperation is a desire to contribute to a public good if others also contribute or are expected to do so.⁹ Numerous experiments support the idea that behavior is geared towards the average contribution of the other group members (cf., Keser and van Winden, 2000; Fischbacher et al., 2001; Fischbacher and Gächter, 2006; Croson, 2007). Caring to contribute at least as much as the minimal contribution of the others (Sugden, 1984) has been tested experimentally by, e.g., Levati and Neugebauer (2004). In our experimental environment, signaling via $c_{i,\tau}^P$ may allow a conditional cooperator both to reveal her own type and to more easily detect cooperative types. In principle, this form of communication, limited though it may be, can enhance cooperation.¹⁰

Let $c_{-i,\tau}^P$ be an indicator (i.e., the minimum, the maximum, or the mean) of the public announcements of i 's group mates. If subject i is a conditional cooperator, and if the received signals shape i 's expectations, then $c_{i,\tau}^P$ should react positively to $c_{-i,\tau}^P$.¹¹ Yet, given that the average conditional cooperator does not fully match the others' contribution (Fischbacher et al., 2001; Fischbacher

⁹As Fischbacher et al. (2001) suggest, conditional cooperation can be considered as a motivation on its own or be a consequence of some fairness preferences like inequity aversion (Fehr and Schmidt, 1999; Bolton and Ockenfels, 2000) or reciprocity (Sugden, 1984).

¹⁰But see, e.g., Chaudhuri et al. (2006) who point out that additional information about the presence of conditional cooperators may not boost contribution levels.

¹¹As in our setting participants receive real-time feedback information about individual public announcements, subject i may update her public behavior, $c_{i,\tau}^P$, after observing one, two or all three of her fellow members changing theirs. Thus, the announcement $c_{-i,\tau}^P$ driving $c_{i,\tau}^P$ may be the maximum, the average or the minimum public announcement of i 's group members. In the results section, we will investigate what such a relevant reference is, if any. Bochet and Putterman (2005), for instance, find that subjects adjust their announced contributions in the direction of the average announced contributions of other group members.

and Gächter, 2006; Gächter, 2006), the secret alternative $c_{i,\tau}^S$, albeit positively correlated with the own public signal, may be kept below the latter and eventually chosen as actual contribution when the round terminates at time Θ . To sum up, conditionally cooperative behavior suggests the following hypothesis on how subjects who contribute non-zero amounts select their preferred strategy:

Hypothesis 2. On average, subjects choose as actual contribution their positive secret alternative $c_{i,\Theta}^S$ that is smaller than, but positively related to, publicly announced contributions.

Let-down aversion (Dufwenberg and Gneezy, 2000) is a further motivation leading to non-selfish behavior. According to Charness and Dufwenberg (2006), let-down aversion predicts a positive relationship between i 's contribution and what i thinks the others think i is going to contribute. In our experimental setting, if subject i believes that publicly announcing to contribute a lot raises her fellow members' expectations about her own behavior and i dislikes disappointing the others, then she should not deviate from her announcement. The existence of individuals who have an aversion to let others down would, hence, imply the following prediction (as alternative to Hypothesis 2):

Hypothesis 3. On average, subjects choose as actual contribution their public alternative $c_{i,\Theta}^P$ that allocates substantial amounts to the public good, or do not at all differentiate their secret from their public option.

Wilson and Sell (1997) suggest that, at least in theory, cooperation is higher when players have the possibility to observe one another's behavior and to compare it to contribution announcements. In our setting, this means that partners, who receive information on the fellow members' actual contribution and can thus relate the latter to their public announced contributions, should cooperate more than strangers and more frequently choose to contribute their public alternative. Furthermore, most previous public goods experiments find that

partners, on average, contribute significantly more than strangers (cf., Croson, 1996; Sonnemans et al., 1999; Keser and van Winden, 2000), albeit the evidence regarding the (dis)similarity in behavior between partners and strangers is far from being conclusive (see, e.g., the survey by Andreoni and Croson, forthcoming). Thus, in line with some previous studies and the evidence concerning the importance of verifiable public announcements, we expect more cooperation in the partners condition, and test:

Hypothesis 4. Compared to strangers, partners contribute, on average, higher amounts and more often choose as actual contribution their public alternative.

The hypotheses stated so far are all based on static analysis because they refer to outcomes at time Θ . Our last hypothesis, on the contrary, concerns the dynamics of public signals and secret intentions throughout a round. In an experimental study with cheap talk announcements similar to those used in this study (i.e., real-time numerical signaling), Bochet et al. (2006) observe that most adjustments are concentrated early in the cheap talk stage. This finding, together with our design feature that the round can end anytime between $\underline{\Theta}$ and $\bar{\Theta}$, leads us to expect most revisions in both the public and the secret alternatives to occur early in the allotted time interval.

Moreover, due to the different considerations underlying the public and the secret decisions, we anticipate a dissimilarity in their revision rates. In particular, since contribution announcements are a means to strategically signal own cooperativeness, players (even free-riders) may have an incentive to raise them. This may cause a reaction by others because, as shown by Bochet and Putterman (2005), subjects tend to mutually adjust announcements. Thus, revisions in public signals should be rather frequent, at least within an initial phase. The secret alternative $c_{i,\tau}^S$ may be, instead, less often adjusted. Not only selfish subjects should not raise $c_{i,\tau}^S$, but also other-regarding individuals might either not at all amend the secret option (e.g., those who prefer honoring

their public signal) or keep it lower than the public signal (e.g., the average conditional cooperator). Hence, we test:

Hypothesis 5. In both the partners and the strangers treatments, most adjustments in public signals and secret intentions take place within the first half of the allowed time interval, with public signals revealing significantly more variability than the secret alternative.

3 Experimental design and procedures

The experiment uses the VCM introduced in the previous section. Subjects interact for 5 rounds either in the same group (partners condition) or in completely new groups with nobody meeting another person more than once (perfect strangers condition).¹² In each round, each subject, is endowed with $e = 20$ ECU (Experimental Currency Unit) and must decide how much of this amount she wants to contribute to a group project. The monetary payoff of a subject in a given round is determined as in (1) with $\beta = 0.4$.

The duration Θ (in seconds) of each round is randomly drawn from a commonly known uniform distribution defined over the interval $[60, 90]$. Subjects are informed that, during the time interval $0 \leq \tau \leq \Theta$, they can continuously update two contribution levels: one (the “public” contribution) is instantaneously displayed on each subject’s screen, whereas the other (the “secret” contribution) remains private information. To allow participants to distinguish who announces to contribute what, each group member is assigned a number from 1 to 4, which is indicated next to the respective public decision. During each round, subjects receive on-screen information about the time (in seconds) elapsed in the round and the current public decision of all group members. Subjects are aware that, when the round randomly stops at Θ , they can no longer

¹²As we are interested in the dynamics of $c_{i,\tau}^P$ and $c_{i,\tau}^S$ within each round, and in how $c_{i,\Theta}^P$ and $c_{i,\Theta}^S$ compare to the actual decision, we deemed 5 rounds enough for our purposes. Moreover, due to the size of our matching groups, 5 rounds is the maximum number of repetitions ensuring a perfect stranger matching.

modify either amount and are restricted to choose as actual round contribution one of the two alternatives' current values. At the end of the round, participants get feedback on all individual actual contribution decisions in their group and their round payoffs.

The computerized experiment was conducted at the laboratory of the Max Planck Institute in Jena.¹³ Participants were undergraduate students from different disciplines at the University of Jena. After being seated at a computer terminal, they received written instructions (see the Appendix for an English translation), which were also read aloud to establish common knowledge. Understanding of the rules was assured by a control questionnaire that subjects had to answer before the experiment started. Questions regarding clarification of the rules were answered privately.

In total, we ran four sessions. One session involved 28 participants and employed the partners condition. The other three sessions involved 32 participants and employed the perfect strangers condition. In the strangers sessions, we distinguished matching groups of 16 players. Therefore, there are 7 independent observations for the partners condition, and 6 independent observations for the strangers condition.

Sessions lasted, on average, an hour. Subjects received their accumulated round payoffs (plus a show up fee of €2.50) at the end of the experiment. We implemented an exchange rate of 1 ECU = €0.06. Excluding the show-up payment, the average earnings per subject were about €7.57, ranging from a minimum of €5.08 to a maximum of €10.78. Mean earnings reacted significantly to the rematching procedures, with final payoffs in the partners condition exceeding those in the strangers condition ($p = 0.004$, one-sided Mann–Whitney U-test).

¹³The program was written in Delphi by one of the authors.

4 Experimental results

In reporting our results we proceed as follows. First, we investigate final outcomes to address Hypotheses 1 to 4. All statistical tests in this part of the analysis rely on the averages over players for each matching group.¹⁴ In addition, we report on a generalized linear mixed-effects model identifying determinants of individual choices. Then, we explore the dynamics of play to test Hypothesis 5 and study the forces (if any) influencing the evolution of public signals and secret intentions throughout a round.

4.1 Static analysis

Aggregate data

Table 1 and Figure 1 summarize our results. The table presents the averages of public announcements, \bar{c}_Θ^P , secret intentions, \bar{c}_Θ^S , and actual contributions, $\bar{c}(r)$, at the end of each round, separately for partners and strangers. Moreover, the table indicates, for each treatment, the relative frequency ϕ of $c_{i,\Theta}^P$ -choices.

Insert Table 1 and Figure 1 about here

The game-theoretic prediction of universal free-riding is clearly rejected. On average, at time Θ , all players, independently of the rematching procedure, intend to allocate significantly positive amounts to the public good both publicly and secretly (in each round and under both treatments, $p \leq 0.016$ for \bar{c}_Θ^P and $p \leq 0.018$ for \bar{c}_Θ^S ; one-sided Wilcoxon signed rank tests of the null hypothesis that the variables of interest equal zero). As a consequence, actual contributions exceed zero ($p \leq 0.018$ always). This gives our first result, which supports Hypothesis 1 and confirms prior experimental findings on people's willingness to voluntarily cooperate.

Result 1. In both treatments, secret intentions and public announcements at

¹⁴Due to our rematching system, the numbers of statistically independent groups are 7 in the partners condition, and 6 in the strangers condition.

the end of each round are, on average, significantly positive. Consequently, on average, significantly positive amounts are allocated to the public good.

To address Hypotheses 2 to 4, we investigate how $c_{i,\Theta}^S$ compares to $c_{i,\Theta}^P$ and which of the two alternatives partners and strangers finally choose. We focus, for the moment, on aggregate analysis and on Hypotheses 3 (compliance with announcements) and 4 ((dis)similarities between treatments). We will then consider individual data to test Hypothesis 2 and the relation between $c_{i,\Theta}^S > 0$ and $c_{i,\Theta}^P$. Table 1 and Figure 1 indicate that average secret options, though positive, are significantly smaller than average announced contributions in both treatments ($p \leq 0.016$ in each round for both treatments; one-sided Wilcoxon signed rank tests). Moreover, average secret intentions decline with repetition albeit not significantly so in case of partners (for strangers: slope = -1.690 , $p < 0.001$; for partners: slope = -0.580 , $p = 0.223$; linear mixed regression with random effects and clustering of groups, omitting round 5 to exclude the end-game effect apparent in both treatments).¹⁵ In contrast, average public announcements are stable over rounds in both treatments (with slope of 0.057 for strangers and -0.154 for partners, $p \geq 0.450$; linear mixed-effects regression on rounds 1–4 to account for the end-game effect in the strangers),¹⁶ and do not structurally differ across treatments with the exception of the last round ($p \geq 0.128$ in rounds 1–4 and $p = 0.052$ in round 5; two-sided Wilcoxon rank sum test).

Turning to the frequency of $c_{i,\Theta}^P$ -choices, Table 1 reveals that the percentage of subjects who, on average, comply with their announced contribution varies with rounds and rematching procedure, ranging from 64% (partners in $t = 1$) to 15% (strangers in $t = 5$). More specifically, partners, who had the possibility to relate announcements to actual behavior (and thus to check for “consistency”

¹⁵One-sided Wilcoxon signed-rank tests comparing average secret contribution intentions in the first four rounds and in the last round for each treatment show that both strangers and partners contribute, in secret, significantly higher amounts in the first four rounds ($p \leq 0.016$).

¹⁶Strangers’ public announcements are significantly higher in the first four rounds than in the last one ($p = 0.016$, one-sided Wilcoxon signed-rank test).

between the two), uphold their promises significantly more often than strangers in the first three rounds ($p \leq 0.073$; two-sided Wilcoxon rank-sum tests). However, in the last two rounds, the frequency of partners deciding to contribute their public alternative drops by about 50 percentage points, and no longer significantly differs from that of strangers ($p \geq 0.212$).

To complement the non-parametric analysis, Table 2 reports the results of a logit mixed-effects model with the dependent variable being 1 in case of “truthful” announcements (i.e., $c_i(r) = c_{i,\Theta}^P$). Independent variables are *Rounds* (taking values 1 to 5) and the dummies *Matching* and *Last Rounds*. *Matching* equals 0 for partners and 1 for strangers. *Last Rounds* takes on a value of 0 in rounds 1–3 and 1 afterwards. The specification of the model includes the interaction of *Matching* with *Rounds* and *Last Rounds* to assess whether the different matching procedure results in different time trends and whether behavior in the first three and in the last two rounds is different for partners and strangers.

Insert Table 2 about here

The results of the regression confirm the observations above. The coefficient of *Rounds*, though negative, is not significant, meaning that repetition has no effect *per se*. However, the coefficient of *Matching* \times *Rounds* is significantly negative, implying that strangers are more likely to decrease their compliance with announcements over rounds. In the last two rounds, the decline becomes more pronounced (the coefficient of *Last Rounds* is weakly significant), especially for the partners (the coefficient of the interaction effect between *Matching* and *Last Rounds* is significantly positive). Result 2 records the findings concerning compliance with public announcements.

Result 2. The frequency of $c_i(r) = c_{i,\Theta}^P$ declines significantly over rounds in case of strangers, whereas it is basically stable in the first three rounds and decreases

dramatically afterwards in case of partners.

Result 2 somewhat contradicts Hypothesis 3 in the sense that numerically announcing one's own intention is by no means sufficient to "bind" individuals to their choice. We conjecture that raising each other's expectations by promising a lot lessens the announcements' credibility and, thus, does not prevent subjects from breaching their promises. This finding is in line with previous work showing that numerical signaling (differently from face-to-face communication) is a "minimal" form of communication (see, e.g., Wilson and Sell, 1997; Brosig et al., 2003; Bochet et al., 2006).

Before analyzing in more detail individual decisions, we compare average actual contributions across treatments. Since partners contribute their public option more frequently than strangers, and since public announcements exceed secret intentions in a statistically significant way, actual allocations are, on average, significantly greater under the partners treatment ($p = 0.026$, two-sided Wilcoxon rank sum test with averages over players and rounds). Therefore, (even with a conservative non-parametric test) we find treatment effects in the sense that the rematching procedure and, in particular, the possibility of 'monitoring' what others actually do affect choices. This confirms the intuition behind Hypothesis 4.

Result 3. Players are, on average, significantly more cooperative when they interact in a partners, rather than strangers, condition.

To sum up the results of this section on aggregate behavior, while Result 2 indicates that numerical signaling is not sufficient for triggering commitments, Result 3 suggests that backing up such numerical signaling with the possibility to observe one another's actual behavior (as in the partners treatment) can

promote cooperation.

Individual data

Hypothesis 2 suggests that subjects who contribute non-zero amounts opt for their secret intention, which is positively correlated with public announcements. Table 3 describes the results of a generalized linear mixed regression with individual i 's actually contributed secret decisions as dependent variable. The model has random effects at the levels of matching groups (to allow for dependency of observations) and individual subjects.¹⁷ As we are interested in the factors leading agents to allocate non-zero amounts to the public good, we restrict the data to those observations for which $c_i(r) = c_{i,\Theta}^S > 0$ holds. This amounts to a total of 194 observations.

When deciding upon her (secret) contribution, a subject knows her own and the others' announcements, her own and the others' actual contributions in previous rounds, and the number of elapsed rounds. We start noticing that one's own announcement, $c_{i,\Theta}^P$, and the average announcement by the others are correlated (Spearman $\rho = 0.262$, $p < 0.001$). Similarly, there exists a positive correlation between $c_{i,\Theta}^P$ and the maximal announcement of i 's fellow members ($\rho = 0.306$, $p < 0.001$).¹⁸ Thus, although actual (secret) contributions depend positively on the others' average and maximum announcements,¹⁹ either indicator of the others' signals becomes insignificant if $c_{i,\Theta}^P$ is included in the regression. The same holds for the others' one-round lagged average contribution $\bar{c}_{-i}(r-1)$: though positively correlated with (secret) positive current contributions (Spearman $\rho = 0.398$, $p < 0.001$), $\bar{c}_{-i}(r-1)$ turns to be insignificant if $c_i(r-1)$ is considered. Accordingly, both the others' announced contributions in r and the others' actual contributions in $r-1$ are excluded from Table 3's

¹⁷The estimation method accounts for first-order autocorrelation in the within-(matching) group residuals.

¹⁸Later, when analyzing dynamics, we will come back to the relation between sent and received signals.

¹⁹The Spearman correlation coefficients are 0.301 and 0.329 ($p \leq 0.001$) for the maximum and the average announcement, respectively.

regression explaining $c_i(r) = c_{i,\Theta}^S > 0$.²⁰

Insert Table 3 about here

Hypothesis 2 gains some support in that what one announces to contribute has a significantly positive effect on her positive (secret) contributed amount, even though subjects contribute less than they announce. The parameter estimate for a subject's lagged contribution is positive and significant, meaning that a subject's past decision predicts her current (secret) decision. The coefficient of *Matching* is negative and weakly significant, i.e., as compared to partners, strangers tend to set and choose lower secret contributions. Finally, positive (secret) contributions steadily decline over time (*Rounds* is significantly negative), and this downward trend does not depend on the rematching procedure (the interaction effect between *Rounds* and *Matching* is not significant). We summarize these findings as follows:

Result 4. Regardless of the rematching procedure, positive secret intentions turning into actual contributions are positively related with own actual contribution in the previous round and own public announcement. Moreover, they decline significantly with repetition.

4.2 Dynamic analysis

We now turn our attention to the dynamics of public announcements and secret intentions during each single round in order to investigate whether and how subjects coordinate their decisions via the exchange of non-binding signals. Figure 2 illustrates, for each round and treatment, averages (over players and 10-second intervals) of public and secret choices in the time interval $\tau \in [0, \Theta]$.²¹

²⁰We estimated several models to test the interaction between the various explanatory variables. The reported model best fits the data on the basis of the Akaike Information Criterion (AIC).

²¹Due to the stochastic end ($\Theta \in [60, 90]$ seconds), average values after 60 seconds summarize the choices of an unequal (and lesser) number of subjects. However, this does not represent an issue here because (as we will show) dynamics practically cease after the first minute.

Insert Figure 2 about here

Irrespective of round and treatment, the elicited public and secret alternatives follow, on average, a very systematic pattern: they all (more or less) rise within the first half-minute, and only sporadic activity is observed for the remainder of time. Average unconcealed and concealed contributions can be described as concave curves with the mass of revisions being located within the initial 20 to 30 seconds.²² Dividing the length Θ of each round in subintervals of 10 seconds each, and counting the number of revisions taking place in each subinterval, we find that, in all five rounds and under both treatments, significantly more revisions occur during the first 30 seconds ($p \leq 0.016$, two-sided Wilcoxon signed rank comparing revisions in the first 30 and in the last ($\Theta - 30$) seconds). Moreover, during the initial phase of intense activity, public signals are revised significantly more frequently than secret alternatives ($p \leq 0.001$ in both the partners and the strangers treatments, one-sided Wilcoxon signed rank tests). This evidence is consistent with Hypothesis 5 and can be summarized by

Result 5. Whatever the treatment, significantly more activity is observed, on average, within the first 30 seconds of each round. Public contribution announcements are revised significantly more often than private intentions.

Although public announcements lie always above secret intentions in both treatments, the two variables appear to be positively related. To check whether this is actually the case, we proceed as follows. First, we count how many times subject i revises her public signal during a round, distinguishing between upward revisions and downward revisions. Then, we determine how often each public revision is followed by a public or a secret revision, either of the same or of the opposite sign. For each possible case, we compute the frequency of

²²Bochet et al. (2006) report the same regularity in their study of the influence of communication and punishment mechanisms on public goods provision.

its occurrence for each round r (with $r = 1, \dots, 5$) and each subject i (with $i = 1, \dots, 28$ for partners; $i = 1, \dots, 96$ for strangers). Finally, we take averages over subjects and rounds so as to obtain a single indicator of the frequency with which each event occurs. We are particularly interested in the average relative frequencies of public revisions followed by a secret revision of the same sign, which we consider as indicators of the relation between public and secret intentions: the closer these frequencies are to 1, the more often secret and public intentions are revised in the same direction, and thus the more likely they are to be positively correlated. On average, after an upward revision in their public signal, partners (strangers) increase their secret option 48% (43%) of the times. This percentage is the highest among the four possible cases. Thus, irrespective of the treatment, the more likely reaction to an upward revision in $c_{i,\tau}^P$ is an upward revision in $c_{i,\tau}^S$. The frequency of downward public revisions followed by downward secret revisions is, instead, very low.

In Table 4 we differentiate three categories of subjects. The first includes those who set $c_i(r) = 0$ (free-riders); the second those who in the end contribute their public alternative, i.e., those for whom $c_i(r) = c_{i,\Theta}^P > 0$ (public-types); and the third category comprises subjects who finally contribute their secret alternative, i.e., those for whom $c_i(r) = c_{i,\Theta}^S > 0$ (secret-types). The average relative frequencies of public upward revisions followed by secret upward revisions is particularly high for secret-types, thereby providing further support for the hypothesis that subjects who contribute their positive secret amount tend to condition the latter on their own public signals. Moreover, as expected, the correlation between public and secret revisions is very low for free-riders.

Insert Table 4 about here

Do public announcements within each group converge to each other and, if so, which relevant reference of the group (minimum, mean, or maximum) has the strongest influence? Full convergence is accomplished when all four

group members unanimously agree on the same signal. Figure 3 illustrates the deviations of $c_{i,\tau}^P$ from the minimal (leftmost panels), the mean (center panels), and the maximal (rightmost panels) group contribution, for each group (the gray lines)²³ and on average (the solid dark line), separately for partners and strangers.

Insert Figure 3 about here

Although the gray lines indicate heterogeneity at the group level, on average, we can support the convergence hypothesis in so far as the mean and the maximum operators are concerned. In contrast, the minimum group contribution constitutes a poor predictor of public signals.²⁴

5 Conclusions

In this paper, we have applied a novel choice elicitation procedure to a public goods game. We allowed group members, interacting repeatedly either in a partners or in a perfect strangers condition, to continuously update two contribution decisions throughout a stochastic time interval (the ‘round’). One decision was instantaneously transmitted to all group members, whereas the other remained secret. When the round randomly ended, subjects had to select as actual contribution one of these two alternatives. Since players could in the end choose their secret alternative, the employed numerical communication qualifies as mere cheap talk.

Although previous studies have used numerical signaling as communication device (e.g., Sell and Wilson, 1997; Bochet et al., 2006), the simultaneous adjustment of publicly observable signals and secret intentions prior to final decisions has not been explored so far. The advantage of such procedure is that it allows to verify not only whether people abide by their own announcements,

²³For partners, 7 groups \times 5 rounds = 35 lines are displayed. For strangers, 24 groups \times 5 rounds = 120 lines are shown.

²⁴The average absolute differences between the group’s minimal signal and $c_{i,\tau}^P$ are about twice as large as the corresponding averages relying on the mean and the maximum operators.

(which is common), but also whether and, if so, to what extent and when secret intentions deviate from announcements during the decision process.

Analyzing the action-reaction sequence of cheap-talk signals and secret decisions, as well as which of the two is finally chosen, has helped us to shed light on the processes leading to a particular action. Individuals contributing non-zero amounts exhibit different patterns of interaction with regard to cheap-talk announcements, secret intents, and actual decisions. In particular, those subjects who finally contribute their secret positive option are very likely to increase, though less, the latter after revising their public decision upward. Since the experiment also shows that announcements react to each other, this result supports the hypothesis of conditional cooperation, meaning that subjects are more cooperative the more other subjects are expected to be (Gächter, 2006).

The data reveal significant treatment effects: as compared to partners, strangers allocate significantly smaller amounts to the public good and more frequently choose their secret alternative. This finding corroborates previous evidence on the inefficacy of numerical signaling as a commitment device (see, e.g., Sell and Wilson, 1997; Brosig et al., 2003). Yet, the fact that in early rounds most partners uphold their promises suggests that backing up contribution announcements with information about past behavior can promote cooperation.

In terms of general message, we can say that, compared to just asking for final decisions, our novel elicitation procedure reveals real-time intention adjustments, thereby helping us to better identify explanations of choice behavior.

Appendix. Translated instructions

Welcome and thanks for participating in this experiment. You receive €2.50 for having shown up on time. The experiment allows you to earn more money. How much you will earn depends on the decisions made by you and other participants. Your decisions will be treated anonymously and cannot be traced to your name. The €2.50 and any additional money that you will earn during the experiment will be paid out to you in cash at the end of the experiment. During the experiment, amounts will be denoted by ECU (Experimental Currency Unit). ECU are converted to euros at the following exchange rate: 1 ECU = €0.06.

From now on any communication with other participants is forbidden. If you have any questions or concerns, please raise your hand. We will answer your questions individually. It is very important that you follow this rule. Otherwise we must exclude you from the experiment and from all payments.

DETAILED INFORMATION ON THE EXPERIMENT

The experiment consists of 5 rounds. In every round, participants are divided in groups of four members. You will therefore interact with three other persons, whose identity will not be revealed to you at any time.

[*Partners read:* The composition of your group will remain the same in all 5 rounds. That is, your group members will not change from one round to the next.]

[*Strangers read:* The composition of your group will randomly change after each round. That is, your group members will be different from one round to the next. You have no chance of interacting with the same participants more than once.]

What you have to do

At the beginning of each round, each participant receives 20 ECU. In the following, we shall refer to this amount as your “endowment”.

Your task (as well as the task of your group members) is to decide how much of your endowment you want to contribute to a project. Whatever you do not contribute, you keep for yourself (“ECU you keep”).

In every round, your earnings consist of two parts:

1. the “*ECU you keep*”, i.e.: your endowment *minus* your contribution;
2. the “*income from the project*”. This income is determined by adding up the contributions of the four group members and multiplying the resulting sum by 0.4.

Your round-earnings therefore are:

$\begin{aligned} & \text{ECU you keep} & + & \text{Income from the project} \\ & (20 - \text{your contribution}) & + & (0.4 \times \text{sum of group contributions}) \end{aligned}$
--

- Each ECU that you keep for yourself increases “ECU you keep”, but does not affect the “income from the project” of any group member (including yourself). That is, the other three members of your group do not receive anything for the ECU that you do not contribute.
- Each ECU that you contribute to the project raises “income from the project” by 0.4 ECU. Since “income from the project” is the same for all group members (i.e., all receive the same income from the project), each ECU that you contribute to the project raises your “income from the project” *as well as* the “income from the project” of your group members by 0.4 ECU. Similarly, you benefit from each ECU that any of your group members contributes to the project.

EXAMPLE: Suppose that each person in your group contributes 10 ECU to the project. Both you and your group members receive an “income from the project” of: $0.4 \times (10 + 10 + 10 + 10) = 0.4 \times 40 = 16$ ECU. The “ECU you keep” are $(20 - 10) = 10$. Hence, your round-earnings are: $10 + 16 = 26$ ECU.

How you interact with your group members in each round

In every round, you (as well as your group members) can set and adjust two types of contributions. In the following, we will call them “public contribution” and “secret contribution”.

- Your public contribution will be displayed instantaneously on the screen of your group members. Likewise, you will receive immediate information about the public contribution of each of your group members.
- Your secret contribution is seen by you only.

In each round, you can adjust (increase or decrease) your public contribution as well as your secret contribution any time you like.

Two input fields will appear on your screen: one refers to the public contribution, and the other to the secret contribution. At the beginning of each round, each input

field starts from an amount of 0 ECU, which you can vary anytime (within the corresponding round) and in any direction by clicking on the respective “up” or “down” arrows (located at the right of the input fields). While changes in your public contribution will be instantly communicated to your group members, any change in your private contribution will be known to you only.

Each of the four group members will be identified by a number between 1 and 4 so that everyone will know who (1 or 2 or 3 or 4) is setting or changing his/her public contribution.

Every round spans *at least* 60 seconds and *at most* 90 seconds. This means that after 60 seconds and before 90 seconds, the round will suddenly end. When the round ends, you cannot vary any longer either type of contribution. You will then be prompted to decide about your final round-contribution by selecting *either* your secret contribution *or* your public contribution. The amount that you select will be your contribution in the corresponding round. This decision (together with those of the three other group members) will determine your round-earnings.

The information you receive at the end of each round

At the end of each round, you will receive information about the number of ECU contributed by each of your group members as well as about your round-earnings.

Your final earnings

Your final earnings will be calculated by adding up your round-earnings in each of the 5 rounds. The resulting sum will be converted to euros and paid out to you in cash, together with the show-up fee of €2.50.

Before the experiment starts, you will have to answer some control questions to verify your understanding of the experiment.

Please remain quiet until the experiment starts. If you have any questions, please raise your hand now.

References

- Andreoni, J., & Croson, R. (forthcoming). Partners versus strangers: random rematching in public goods experiments. In C.R. Plott and V.L. Smith (eds.), *Handbook of Experimental Economics Results*. Amsterdam: North-Holland.
- Bochet, O., Page, T., & Putterman, L. (2006). Communication and punishment in voluntary contribution experiments. *Journal of Economic Behavior and Organization*, 60, 11–26.
- Bochet, O., & Putterman, L. (2005). Not just babble: a voluntary contribution experiment with iterative numerical messages. Working paper No. 2005-05. Department of Economics, Brown University.
- Bohnet, I., & Frey, B.S. (1999). The sound of silence in prisoner's dilemma and dictator games. *Journal of Economic Behavior and Organization*, 38, 43–57.
- Bolton, G.E., & Ockenfels, A. (2000). ERC: A theory of equity, reciprocity, and competition. *American Economic Review*, 90, 166–193.
- Brosig, J., Ockenfels, A., & Weimann, J. (2003). The effect of communication media on cooperation. *German Economic Review*, 4, 217–241.
- Charness, G., & Dufwenberg, M. (2006). Promises and partnership. *Econometrica*, 74, 1579–1601
- Chaudhuri, A., Graziano, S., & Maitra, P. (2006). Social learning and norms in a public goods experiment with inter-generational advice. *Review of Economic Studies*, 73, 357–380.
- Clark, K., Kay, S., & Sefton, M. (2001). When are Nash equilibria self-enforcing? An experimental analysis. *International Journal of Game Theory*, 29, 495–515.
- Croson, R. (1996). Partners and strangers revisited. *Economics Letters*, 53, 25–32.

- Croson, R. (2007). Theories of commitment, altruism and reciprocity: Evidence from linear public goods games. *Economic Inquiry*, 45, 199–216.
- Dawes, R.M., McTavish, J., & Shaklee, H. (1977). Behavior, communication, and assumptions about other people's behavior in a commons dilemma situation. *Journal of Personality and Social Psychology*, 33, 1–11.
- Dorsey, R.E. (1992). The voluntary contribution mechanism with real time revisions. *Public Choice*, 73, 261–282.
- Dufwenberg, M., & Gneezy, U. (2000). Measuring beliefs in an experimental lost wallet game. *Games and Economic Behavior*, 30, 163–182.
- Farrell, J. (1987). Cheap talk, coordination, and entry. *RAND Journal of Economics*, 18, 34–39.
- Farrell, J. (1988). Communication, coordination and Nash equilibrium. *Economics Letters*, 27, 209–214.
- Fehr, E., & Schmidt, K.M. (1999). A theory of fairness, competition, and cooperation. *Quarterly Journal of Economics*, 114, 817–868.
- Fischbacher, U., & Gächter, S. (2006). Heterogeneous social preferences and the dynamics of free riding in public goods. Working Paper No. 261, Institute for Empirical Research in Economics, University of Zurich.
- Fischbacher, U., Gächter, S., & Fehr, E. (2001). Are people conditionally cooperative? Evidence from a public goods experiment. *Economics Letters*, 71, 397–404.
- Frohlich, N., & Oppenheimer, J. (1998). Some consequences of e-mail vs. face to face communication in experiment. *Journal of Behavior and Organization*, 35, 393–407.
- Gächter, S. (2006). Conditional cooperation: Behavioral regularities from the lab and the field and their policy implications. CeDEx Discussion Paper No. 2006–03, University of Nottingham.

- González, L., Güth, W., & Levati, M.V. (2005). When does the game end? Public goods experiments with non-definite and non-commonly known time horizons. *Economics Letters*, 88, 221–226.
- Goren, H., Kurzban, R., & Rapoport, A. (2003). Social loafing vs. social enhancement: Public good provisioning in real-time with irrevocable commitments. *Organizational Behavior and Human Decision Processes*, 90, 277–290.
- Goren, H., Rapoport, A., & Kurzban, R. (2004). Revocable commitments to public goods provision under the real-time protocol of play. *Journal of Behavioral Decision Making*, 17, 17–37.
- Isaac, R., Walker, J., & Thomas, S.H. (1984). Divergent evidence on free riding: An experimental examination of possible explanations. *Public Choice*, 43, 113–149.
- Kerr, N.L., & Kaufman-Gilliland, C. M. (1994). Communication, commitment and cooperation in social dilemmas. *Journal of Personality and Social Psychology*, 66, 513–529.
- Keser, C., & van Winden, F. (2000). Conditional cooperation and voluntary contributions to public goods. *Scandinavian Journal of Economics*, 102, 23–39.
- Kreps, D.M., Milgrom, P., Roberts, J., & Wilson, R. (1982). Rational cooperation in the finitely repeated prisoners' dilemma. *Journal of Economic Theory*, 27, 245–252.
- Kurzban, R., McCabe, K., Smith, V.L., & Wilson, B.J. (2001). Incremental commitment and reciprocity in a real-time public goods game. *Personality and Social Psychology Bulletin*, 27, 1662–1673.
- Ledyard, J.O. (1995). “Public goods: A survey of experimental research.” In John Kagel, and Alvin E. Roth (eds.), *The Handbook of Experimental Economics*. Princeton: Princeton University Press.

- Levati, M.V., & Neugebauer, T. (2004). An application of the English clock market mechanism to public goods games. *Experimental Economics*, 7, 153–169.
- Messick, D.M., & Brewer, M.B. (1983). Solving social dilemmas: A review. *Review of Personality and Social Psychology*, 4, 11–33.
- Palfrey, T.R., & Rosenthal, H. (1991). Testing for effects of cheap talk in a public goods game with private information. *Games and Economic Behavior*, 3, 183–220.
- Rabin, M. (1994). A model of pre-game communication. *Journal of Economic Theory*, 63, 370–391.
- Rocco, E. (1998). “Trust breaks down in electronic contexts but can be repaired by some initial face-to-face contact.” In *CHI '98: Proceedings of the SIGCHI Conference on Human Factors in Computing Systems*. New York: ACM Press.
- Sally, D. (1995). Conversation and cooperation in social dilemmas: A meta-analysis of experiments from 1958–1992. *Rationality and Society*, 7, 58–92.
- Sell, J., & Wilson, R.K. (1996). Trigger strategies in repeated-play public goods games: Forgiving, non-forgiving or non-existent? Working paper, Texas A&M University.
- Sonnemans, J., Schram, A., & Offerman, T. (1999). Strategic behavior in public good games: When partners drift apart. *Economic Letters*, 62, 35–41.
- Sugden, R. (1984). Reciprocity: the supply of public goods through voluntary contributions. *Economic Journal*, 94, 772–787.
- Wilson, R.K., & Sell, J. (1997). “Liar, liar...”: Cheap talk and reputation in repeated public goods settings. *Journal of Conflict Resolution*, 41, 695–717.

Table 1: Average amounts publicly, secretly, and actually contributed, and relative frequency of $c_i(r) = c_{i,\Theta}^P$ in each round, separately for partners and strangers

Round	<i>Partners</i>				<i>Strangers</i>			
	\bar{c}_{Θ}^P	\bar{c}_{Θ}^S	$\bar{c}(r)$	ϕ	\bar{c}_{Θ}^P	\bar{c}_{Θ}^S	$\bar{c}(r)$	ϕ
1	18.32	10.11	14.71	0.64	17.65	8.55	12.84	0.48
2	18.21	10.61	14.61	0.54	17.86	7.51	10.25	0.39
3	18.43	9.89	14.11	0.54	17.66	5.11	7.30	0.19
4	17.68	8.39	10.82	0.32	17.91	3.57	5.18	0.18
5	16.75	4.07	4.89	0.21	15.33	2.80	3.40	0.15
Overall	17.88	8.61	11.83	0.45	17.28	5.51	7.79	0.28

Table 2: Logit mixed-effects regression on “truthful” contribution announcement as expressed by $c_i(r) = c_{i,\Theta}^P$

Independent variable	Coefficient	Std. Error	<i>p</i> -value
<i>Constant</i>	0.559	0.355	0.116
<i>Matching</i>	-0.100	0.409	0.812
<i>Rounds</i>	-0.129	0.140	0.355
<i>Last Rounds</i>	-0.693	0.403	0.086
<i>Matching</i> × <i>Rounds</i>	-0.347	0.162	0.033
<i>Matching</i> × <i>Last Rounds</i>	1.137	0.470	0.016
Number of obs. = 620			

Table 3: Linear mixed-effects regression on positive secret intentions chosen as actual contributions

Independent variables	Coefficient	Std. Error	<i>p</i> -value
<i>Constant</i>	12.071	2.817	0.000
$c_{i,\Theta}^P$	0.152	0.075	0.045
$c_{i,t-1}$	0.133	0.052	0.012
<i>Rounds</i>	-1.973	0.614	0.002
<i>Matching</i>	-5.240	2.831	0.091
<i>Rounds</i> × <i>Matching</i>	0.990	0.696	0.158
Number of obs. = 194		Pseudo R^2 = 0.038	

Table 4: Average relative frequencies of public revisions followed by secret or public revisions of the same and opposite sign according to types (public-types: $c_i(r) = c_{i,\Theta}^P > 0$; secret-types: $c_i(r) = c_{i,\Theta}^S > 0$; free-riders: $c_i(r) = 0$.)

Partners				
<i>Revision in $c_{i,\tau}^P$</i>	<i>Subsequent revision</i>	<i>Public-types</i>	<i>Secret-types</i>	<i>Free-riders</i>
UP	$c_{i,\tau}^P \uparrow$	0.10	0.05	0.13
	$c_{i,\tau}^P \downarrow$	0.72	0.44	0.71
	$c_{i,\tau}^S \uparrow$	0.14	0.45	0.11
	$c_{i,\tau}^S \downarrow$	0.04	0.06	0.05
DOWN	$c_{i,\tau}^P \uparrow$	0.84	0.85	0.96
	$c_{i,\tau}^P \downarrow$	0.08	0.04	0.04
	$c_{i,\tau}^S \uparrow$	0.00	0.09	0.00
	$c_{i,\tau}^S \downarrow$	0.08	0.02	0.00
Strangers				
<i>Revision in $c_{i,\tau}^P$</i>	<i>Subsequent revision</i>	<i>Public-types</i>	<i>Secret-types</i>	<i>Free-riders</i>
UP	$c_{i,\tau}^P \uparrow$	0.09	0.09	0.28
	$c_{i,\tau}^P \downarrow$	0.37	0.25	0.58
	$c_{i,\tau}^S \uparrow$	0.49	0.55	0.11
	$c_{i,\tau}^S \downarrow$	0.05	0.11	0.03
DOWN	$c_{i,\tau}^P \uparrow$	0.86	0.59	0.93
	$c_{i,\tau}^P \downarrow$	0.00	0.04	0.03
	$c_{i,\tau}^S \uparrow$	0.07	0.30	0.02
	$c_{i,\tau}^S \downarrow$	0.07	0.07	0.02

Note: $c_{i,\tau}^P \uparrow$ (\downarrow) stands for an upward (downward) revision in $c_{i,\tau}^P$.
 $c_{i,\tau}^S \uparrow$ (\downarrow) stands for an upward (downward) revision in $c_{i,\tau}^S$.

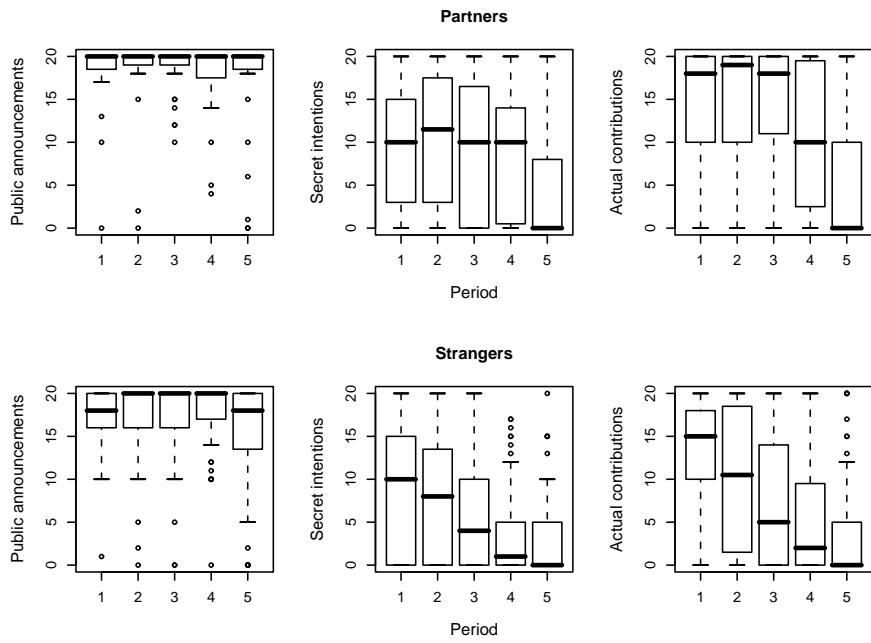


Figure 1: Box plots of the distribution of contribution levels across rounds

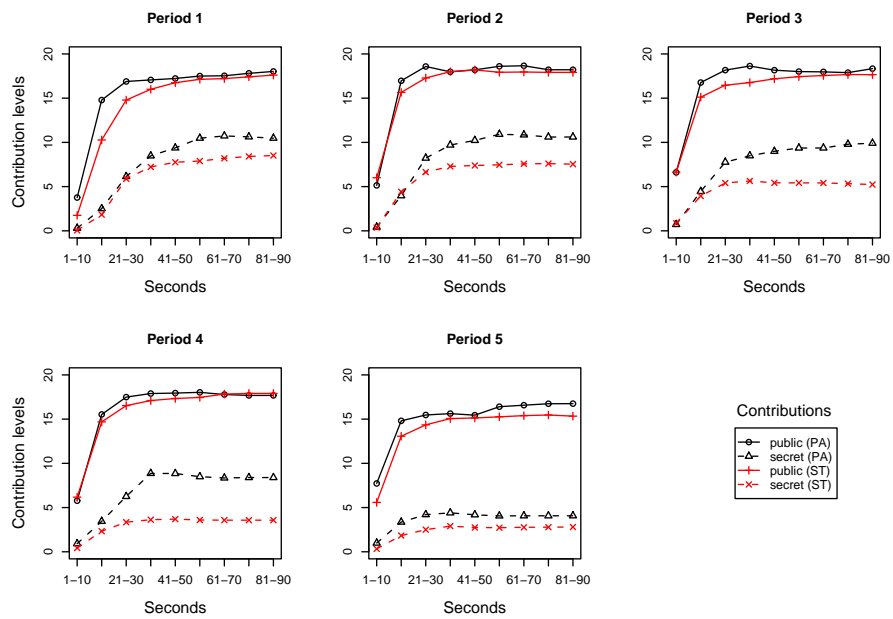


Figure 2: Average dynamics of public signals and secret intentions throughout each round, separately for partners and strangers

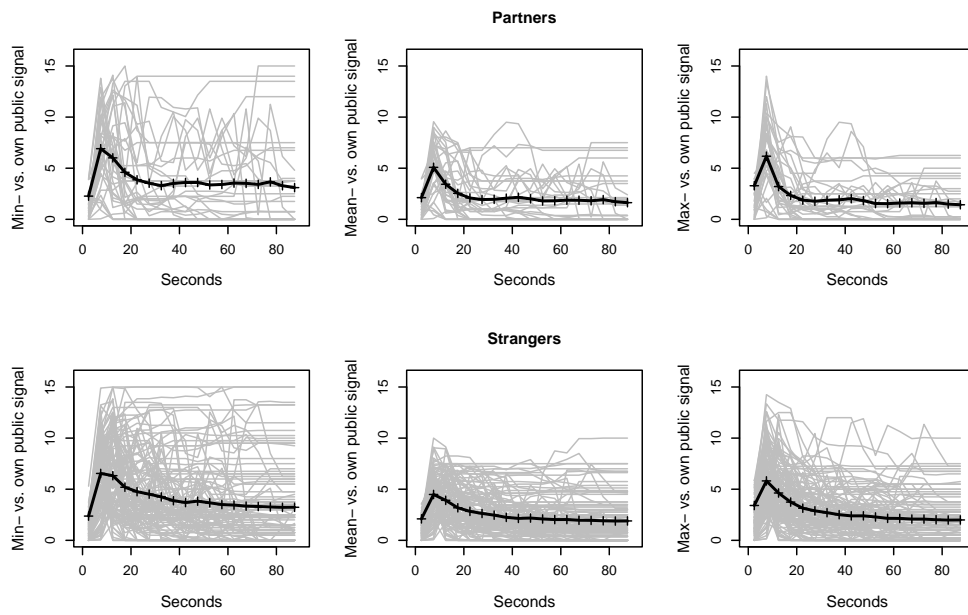


Figure 3: Convergence of public contribution signals