

Kenny, Sean; McLaughlin, Eoin

Working Paper

Political economy of secession: Lessons from the early years of the Irish Free State

QUCHE Working Paper Series, No. 22-05

Provided in Cooperation with:

Queen's University Centre for Economic History (QUCHE), Queen's University Belfast

Suggested Citation: Kenny, Sean; McLaughlin, Eoin (2022) : Political economy of secession: Lessons from the early years of the Irish Free State, QUCHE Working Paper Series, No. 22-05, Queen's University Centre for Economic History (QUCHE), Belfast

This Version is available at:

<https://hdl.handle.net/10419/252319>

Standard-Nutzungsbedingungen:

Die Dokumente auf EconStor dürfen zu eigenen wissenschaftlichen Zwecken und zum Privatgebrauch gespeichert und kopiert werden.

Sie dürfen die Dokumente nicht für öffentliche oder kommerzielle Zwecke vervielfältigen, öffentlich ausstellen, öffentlich zugänglich machen, vertreiben oder anderweitig nutzen.

Sofern die Verfasser die Dokumente unter Open-Content-Lizenzen (insbesondere CC-Lizenzen) zur Verfügung gestellt haben sollten, gelten abweichend von diesen Nutzungsbedingungen die in der dort genannten Lizenz gewährten Nutzungsrechte.

Terms of use:

Documents in EconStor may be saved and copied for your personal and scholarly purposes.

You are not to copy documents for public or commercial purposes, to exhibit the documents publicly, to make them publicly available on the internet, or to distribute or otherwise use the documents in public.

If the documents have been made available under an Open Content Licence (especially Creative Commons Licences), you may exercise further usage rights as specified in the indicated licence.



QUCHEH WORKING PAPER SERIES
<http://www.quceh.org.uk/working-papers>

POLITICAL ECONOMY OF SECESSION:
LESSONS FROM THE EARLY YEARS OF THE IRISH FREE STATE

Seán Kenny (University College Cork and Lund University)
Eoin McLaughlin (University College Cork)

Working Paper 22-05

QUEEN'S UNIVERSITY CENTRE FOR ECONOMIC HISTORY
Queen's University Belfast
185 Stranmillis Road
Belfast BT9 5EE

April 2022

Political Economy of Secession: Lessons from the Early Years of the Irish Free State*

Seán Kenny^{*♦}

Eoin McLaughlin^{*}

Abstract

We apply insights from the political economy of secession to analyse the early years of the Irish Free State (IFS). The IFS was fortuitous in a debt settlement that enabled it to begin its existence debt free, whilst also receiving financial assistance to quell civil unrest. Yet the IFS was unable to continue to provide the welfare spending inherited from the old regime thereby exacerbating inequality. The IFS also maintained a sterling peg, which led to a milder experience of the depression era. Ultimately however, the benefits of independence were not forthcoming in the early years of the IFS.

Keywords: Ireland, economic history, independence, secession

JEL Classification: N14, N44

* This paper is funded by SFI-IRC Pathway Programme Project ID: 21/PATH-A/9390.

^{*} Department of Economics, University College Cork.

[♦] Department of Economic History, Lund University.

1 Introduction

“Those who seek to disembarass a country of its entanglements should be very slow and wary. It should not be a matter of tearing up roots but of slowly training a plant to grow in a different direction”
John Maynard Keynes (1933).

Following the end of the Soviet Union in the 1990s, there was increased interest amongst policy makers and academics in applying political-economic analysis to understand the factors that drive secession and unification of countries (Bolton et al. 1996). The most fundamental of these approaches weighed the costs and benefits of secession/unification (Bolton and Roland 1997). Alternative lines of inquiry considered country size, comparing the benefits of (increased) size against the costs of heterogenous population preferences over public good provision and government services (Alesina and Spolaore 2003).

The main benefits of unification (increasing country size) are economies of scale in public good provision, more efficient forms of taxation, increased defence capability (military), larger internal markets, regional insurance, and redistribution. However, larger size comes with the cost of a more heterogenous population, in terms of culture, religion, and language, with varying and alternative preferences. The benefits of secession therefore relate to preference optimisation for local groups regarding public goods provision, although this incurs costs associated with establishing new, or duplication of existing, infrastructure for the provision of public goods (Alesina and Spolaore 2003). If the preferences of political majorities, relating to fiscal and redistribution policies, differ across regions, secession may occur as it could theoretically benefit local majorities (Bolton and Roland 1997).

One of the more eye-catching findings is that democracy can encourage secession and lead to an “inefficiently” large number of countries (Alesina and Spolaore 1997; Bolton and Roland 1997). However, this inefficiency is conditional on the prevailing international environment; protectionism increases the costs of secession (reduces the size of global markets) while economic integration could mitigate them (Alesina et al. 2000).

Political borders are human-made institutions (Alesina & Spolaore 2003). The twentieth century saw a radical redrawing of political borders across the globe. Today there are 143 independent countries, but there was only half this number in 1900. As a result of the Treaty of Versailles signed in 1919, the borders of Europe were redesigned and several new countries emerged from the ashes of the Austro-Hungarian empire. Although not officially part of this wave of secession, southern Irish leaders considered themselves part of this movement and sent a letter

requesting recognition of Irish independence to the Paris conference.¹ Nationalist Irish MPs refused to take their seats at Westminster and formed an underground Irish government (Dáil) and a bitter guerrilla war between its revolutionary army and British forces in Ireland dominated the period 1919-1921. Following a truce in June 1921 and negotiations with the British government, the Anglo-Irish Treaty was ratified in the Dáil and 7 January 1922, though Saorstát Éireann (the Irish Free State) came into existence that December. Six counties of the northeast were to remain within the United Kingdom as a result of the Government of Ireland Act of 1920.²

The secession of southern Ireland from the Union of Great Britain and Ireland in 1922 is an interesting case study of the political economy of secession. This paper focuses on the political economy of the new state in the first two decades of its existence. Hynes (2014) applies the political-economic analytical framework of Alesina and Spolaore (2003) to understand the drivers of secession. Here, we build on Hynes (2014) by focusing on the political economy of the practical implementation of the new state.

Independence gave the Irish Free State (IFS) greater potential control over all aspects of economic policy. Notably, the IFS was distinctly different from what had been envisaged in attempts at devolution³ in that it enabled the IFS to have control over excise and customs, i.e. protection; whereas Northern Ireland (NI) became an example of devolved (Home Rule) economic structure. Notably, however, the nascent revolutionary clique involved different personnel to the pre-war Home Rulers and the first Dáil's democratic programme also raised the spectre of alternative Bolshevik/socialist options prevalent in post-WWI Europe. Despite these revolutionary changes, economic policy in the IFS adhered to contemporary orthodoxy. Furthermore, despite the dramatic shift in trade policy that occurred in the IFS with the arrival of the Fianna Fáil administration in 1932, even here the actions were as much a response to a changing international environment as the IFS acting independently.

Ireland is a small island and at independence its population stood at less than 3 million, yet a century after independence, it is one of the fastest growing countries in Europe (see Ó Gráda and O'Rourke 2021 for a review⁴). However, taking a medium run perspective Ireland did not prosper after gaining independence, as Figure 1 conveys. This led contemporary commentators to compare

¹ Draft letter from the Irish Delegation Paris to Georges Clemenceau (Paris) as sent by Dublin (Copy), 17 May 1919, NAI DFA ES Paris 1919 <https://www.difp.ie/volume-1/1919/draft-letter-from-the-irish-delegation-paris-to-georges-clemenceau-as-sent-by-dublin/9/>

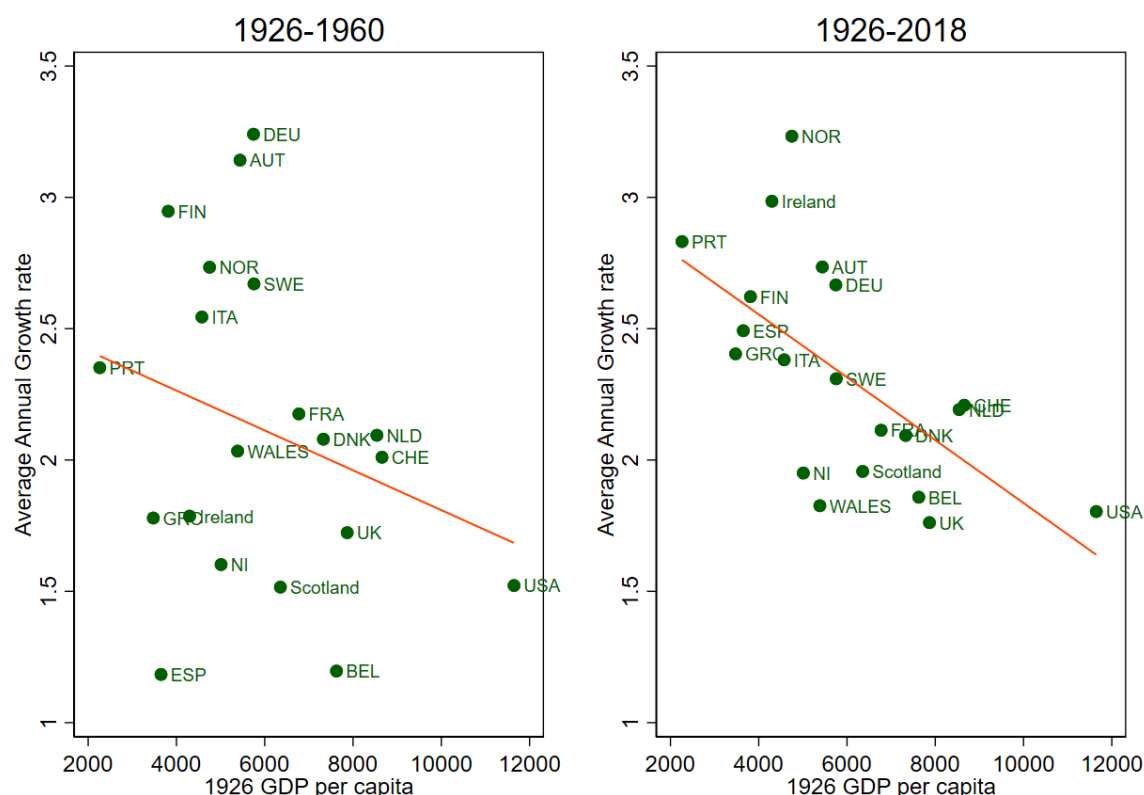
² These six counties (of an all-island total of thirty two) are Antrim, Armagh, Derry, Down, Fermanagh and Tyrone.

³ E.g., The 1886, 1893, 1914 Home Rule bills (act in the case of the latter) and the 1920 Government of Ireland Act.

⁴ McGrath et al. (2021) nuance the Ó Gráda and O'Rourke (2021) study by taking wider environmental impacts into consideration.

it unfavourably with regions elsewhere in the British Isles (e.g., FitzGerald 1956).⁵ As noted above it is argued that trade openness can offset the impediments of country size (Alesina et al. 2000). However, Ireland seceded during a period of increased protectionism. Ireland only benefitted from increasing openness and the economic integration available to it from joining the European Union in 1973, and this seen as a cornerstone of its later success (O'Rourke 2017).

Figure 1 Comparative growth performance



Note: Ireland based on GNP because GDP < GNP 1920-1970s, in large part due to emigrant remittances. From 1970s to present GDP > GNP [distortion much greater than for most other countries included, due to prevalence of international profits of multinational firms]. **Sources:** Maddison Project Database, version 2020; UK regions from Rosés-Wolff database, 2020; Gerlach and Stuart (2015) for GNP.

2 Regional context

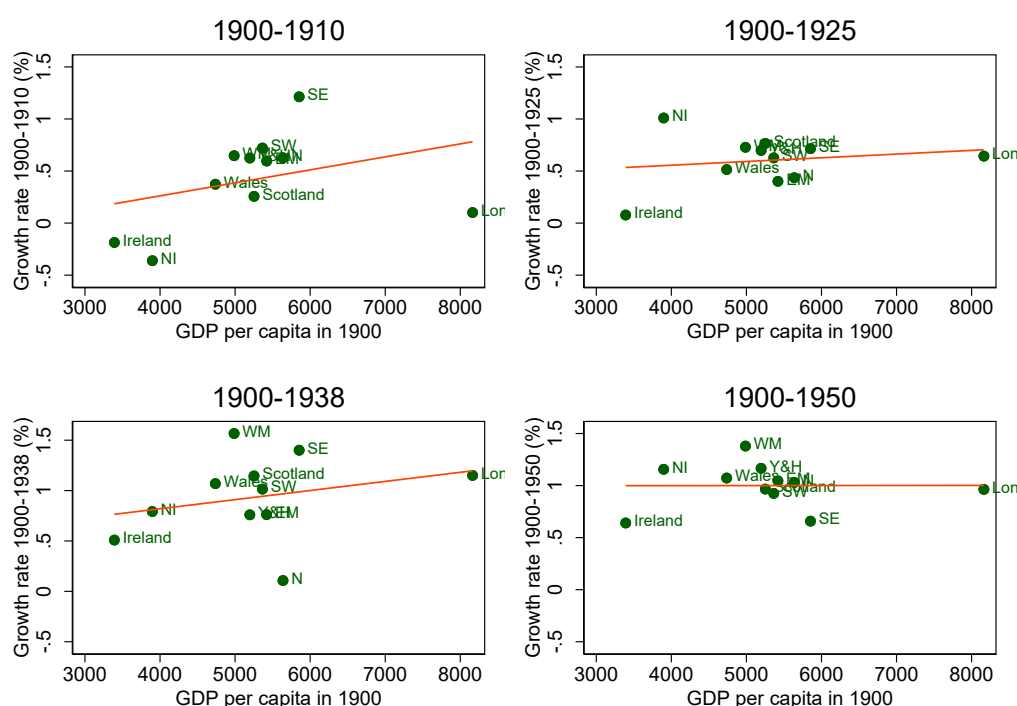
Alesina and Spolaore (2003) argue that heterogeneity costs can arise from differences in noneconomic (cultural, religious, and linguistic) and/or economic factors (regional differences in income). In terms of noneconomic factors, southern Ireland was predominantly Roman Catholic versus the more protestant orientated north-east of the island and Britain. Linguistically there was a notable similarity as the majority of the island were native English speakers though a small share

⁵ GDP figures for Northern Ireland, Wales, and Scotland are included in Figure 1. Ireland's poor comparative performance relative to the British regions is evident in the period 1926-60, but it outperforms the regions over the period 1926-2018..

of the population spoke Irish as their mother tongue.⁶ In the late 19th century, there was a concerted effort to revive the Irish language as part of a broader cultural nationalism movement;⁷ however this had only a limited impact pre-secession.

One of the most significant differences between these two groups was economic. Incomes were much lower in southern Ireland than in the rest of the UK – see Figure 2. Not only was southern Ireland relatively poor – especially in comparison with the metropole - it was also a laggard in the first decade of the century and subsequently.

Figure 2 Initial income and subsequent growth rates in Great Britain and Ireland



Source: Rosés-Wolff database, 2020.

This lower income motivated demands for some element of devolution which had been a feature of nationalist Irish politics since the last quarter of the nineteenth century, with particular emphasis on control over tariffs to protect native industry. The view was encapsulated in the following quotation from a policy document written in 1929:

“Free Trade between Great Britain and Ireland increased the combined wealth of both countries but we know from experience that the benefits were confined to Britain and that its effects in Ireland were wholly bad. It destroyed our Industries and struck down our population by more than half, within less than a century. If we were concerned only for the welfare of the old political unit known as the United Kingdom we should not deplore the decay of industry and loss of population here because they

⁶ There is debate when the shift from Irish to English occurred. FitzGerald (1990) shows evidence that younger cohorts shifted to English pre-famine, whereas Akenson (1975) argues that the shift to English took place well before the 1830s.

⁷ McLaughlin (2015) discusses efforts to re-introduce the Irish language and possible implications of this policy on human capital formation.

were more than counter-balanced by the growth of population and industry in the other island.” (Sean Lemass, quoted in Durkin 2010).

Nationalist politicians and propagandists in the late nineteenth and early twentieth centuries appear to have had clear views of what the economic benefits of an independent Ireland would yield. To them, independence either in the form of Home-Rule or legislative independence would see the development of ‘Irish’ industry via protection from international competition (Devlin and Barry 2019).⁸ However, notably absent from this southern nationalist paradigm of economic development was the industrialised north of the island (Kennedy 1991; Johnson and Kennedy 1996). For the wealthier north-east of the island, the benefits of integration were clear as the Union offered access to markets in UK and free trade elsewhere. Unsurprisingly, Unionists (in both the north and the south) held opposing views of political economy that perceived free trade as the foundation of their success.⁹ The polarised views of the Irish economy, north and south, were crystallised before the outbreak of the First World War and the subsequent dislocation of the global economy (e.g., see Brownlow 2006). Both polities that emerged from the partition of Ireland faced a changed and evolving economic environment and as small open economies, they were exposed to similar international economic trends.

As noted above, democracy is seen as a driver of secession in the Alesina and Spolaore (2003) framework. The United Kingdom of Great Britain and Ireland operated as a parliamentary democracy which granted an incremental increase in enfranchisement over the nineteenth century. The UK was democratic and operated on a majority-voting rule, however urban industrial and rural agricultural interests diverged. Ireland was predominantly rural and, *prima facie*, it appears as a model case for the application of theories of secession, as the majority voted for a secessionist party (Sinn Fein) in 1918 after the franchise was significantly expanded. However, the validity of this democratic explanation of secession is diluted by de Bromhead et al. (2020) who show that the franchise extension had little, if not a negative, impact on the 1918 election outcome. What mattered more were shifts in public opinion following the suppression of a violent republican uprising in 1916 and government efforts to introduce conscription in 1918. Socioeconomic status was also a significant determinant of voter behaviour as evidenced by stronger support for the Sinn Fein party amongst unskilled labour. Moreover, up until that point, there had been a separate tradition of political nationalism that had advocated devolved government rather than outright

⁸ A classic example is Arthur Griffith’s (1918) ‘Sinn Fein Policy’ who was influenced by the writing of Fredrich List (McCartney 1973)

⁹ In addition to this nationalist/unionist dichotomy note must also be made of a rival socialist programme associated with Connolly that was in some respects more internationalist in outlook, although it did see benefits from national independence.

independence. In sum, in the aftermath of the Easter 1916 rising and World War 1, the popularity of the traditional nationalist party had been replaced by a growing desire for a sovereign republic.

However, the calls for both home rule and secession had masked urban-rural cleavages within Ireland itself. As Erskine Childers (1913, p. 170) astutely observed, ‘apart from the abstract but paramount question of Home Rule, there are no formed political principles or parties. Such parties as there are have no relation to the economic life of the country, and all interests suffer daily in consequence. In a normal country you would find urban and agricultural interests distinctly represented, but not in Ireland’. These hidden tensions would surface at secession and play out in the early years of the new state as competing interests fought to implement their vision of independence. The minority unionist community, protestant in outlook, were still the major capitalists in the IFS and the owners of the majority or large business (Barry 2021). The political economy of independence therefore required a delicate balance of urban and rural interests.

3 The structure of the IFS economy at independence

Both the IFS and NI inherited economic structures shaped by interactions with the increasingly integrated global economy of the late nineteenth century. The Irish (north and south) economy had operated in integrated commodity, capital and labour markets. Commodity market integration was evident in the free trade practices of the UK and both agriculture and industry operated in competitive international environments where prices were a reflection of international conditions. Detailed trade statistics are unavailable for the nineteenth century; however, when the Department of Agriculture and Technical Instruction began publishing trade statistics, it confirmed the reality that Ireland’s largest trading partner in terms of both imports and exports was Britain. Both capital markets remained integrated, the London money market was utilised by the Irish commercial banks and large Irish firms, such as Guinness, enjoyed direct access to London capital markets. As the IFS remained on the British pound, which returned to pre-war parity on the gold standard in May 1925, capital market integration prevailed. Similarly, labour markets were highly integrated and Irish emigration rates soared during the nineteenth century as migrants entered labour markets in both the New World and in Britain.¹⁰ Between 1870 and 1914, an expanding global economy created the incentives and markets for both industry and agriculture in Ireland as a whole. However, these developments were dramatically interrupted by the outbreak of War in August

¹⁰ Emigrant remittances were also of benefit to local economies. However, a large share of remittances came in the form of pre-paid passages.

1914 and the gold standard was quietly suspended soon after (Broadberry and Howlett 2005; Davis 1994), ending a prolonged period of relative economic and monetary stability.¹¹

The First World War was something of a boom time for the Irish economy (north and south). Agriculture and industry profited from reductions in international competition and increased demands resulting from the War effort (Gibbon 1996). Boom conditions are evident from trade data, which show how net exports peaked, in real terms, in 1918. The boom lasted until 1920 but was followed by a prolonged depression in prices both north and south of the border.¹² The war dislocated traditional migration patterns as transatlantic avenues were effectively closed off for the duration of the War. However, the War recruitment drive was an outlet for many would-be migrants. The revolutionary period (1919-21) led to some economic dislocation; however, as is evident from the trade data in Table 1, the economy did not come to a standstill.¹³

Table 1: External trade of all Ireland (£ million), 1904-1921

	Imports	Exports	Net exports	Imports	Exports	Net exports
	£ m	£m	£m	£ m (1914 price level)	£ m (1914 price level)	£ m (1914 price level)
1904	55.3	49.8	-5.5	67.2	60.5	-6.7
1909	65.2	61	-4.2	74.9	70.1	-4.8
1914	74.1	77.3	3.2	74.1	77.3	3.2
1918	126	152.9	26.9	55.8	67.7	11.9
1919	158.7	176	17.3	65.5	72.6	7.1
1920	203.8	204.8	1	69.0	69.4	0.3
1921	119	129.6	10.6	65.3	71.1	5.8

Meenan (1970, table 3.1), deflated using the Saurbeck-Statist Price index

The service sector of the Irish economy was reasonably well developed in areas such as banking and finance, postal services, transport and retail. This is particularly true in the case of the financial system which was very advanced by international standards in terms of both monetization and depth (Kenny and Lennard, 2018). The suspension of the payment of notes on demand during the war led to an increase in the note issue of Irish banks and contributed to the general inflationary environment (more discussion on banking below). Ireland had an extensive rail network, though the rail system had a significantly lower profit to mileage ratio than the British equivalent due to the nature of the lower-value goods it transported. During the War, railways throughout the UK were placed under state control and in this policy remained in place in Ireland until 1921 (Meenan 1970, p. 159). State control resulted in wage increases to placate labour demands and contributed

¹¹ Within Ireland itself, the 1913 Lockout created friction between employers and militant labour, however it is unclear the extent of this dislocation on the economy as a whole.

¹² E.g. see: Saurbeck-Statist Price index (Mitchell 1988).

¹³ A sizeable share of exports originated in the North-East, for example in 1921 textiles were 27% of exports (Meenan 1970, p. 71).

to heavy railway company losses in 1920 and 1921. The new polities therefore inherited an unhealthy transport infrastructure. Railways continued to struggle post-independence, net receipts per mile of Irish railways averaged only 15 per cent of the British net receipts to mileage over the period 1922 to 1938. Increasingly, railways faced stronger competition from the more flexible alternative of motor vehicles.

The economy of the IFS differed markedly from NI in 1922. As a subsequent study explained, “the only part of the island which could be said to have experienced an industrial revolution, the North east, remained part of the United Kingdom” (Kennedy et al, 1988, p. 130). As Table 2 shows, the NI economy contained the bulk of all-island industry, with the production of food and drink products dominating southern industrial output. Surplus labour remained a persistent problem post-independence and more than 5 per cent of the IFS’s [1926] population emigrated in the period 1924-30 (*Irish Trade Journal*, various years). Surplus labour was particularly acute in areas where agriculture was predominant. While in Leinster (east), only 34 per cent of the labour force was employed in agriculture, the share was as high as 78 per cent in Connaught (west) and 73 per cent in independent Ulster (north), while 54 per cent of Munster’s (south) labour force was agricultural.¹⁴

Table 2: Sectoral employment of labour force

Employment share in	Agriculture	Industry	(of which manufacturing)	Services
<i>Irish Free State</i>	54	13	7	33
<i>Northern Ireland</i>	29	34	29	37

Source: *Census of Population 1926; Northern Ireland from Bradley (2006)*

Two immediate problems that faced the Irish agricultural sector (north and south) at independence were falling output prices coupled with indebtedness accrued from expanding output during the war. Attempts to alleviate these problems were hampered by the fact that agricultural prices were determined on international markets. In particular, the resumption of exports from competitive countries played a role, primarily Denmark and New Zealand, who had restricted access to the British market during the War. Furthermore, the reputation of Irish agricultural produce was severely undermined by the unscrupulous and short-term exploitation of market power of Irish produce in British markets during the War. Attempts to improve the quality of produce were central to Cumann na nGaedheal’s agricultural policy in the 1920s.¹⁵ These

¹⁴ Calculated from *Census of Population 1926*

¹⁵ Efforts had been made in this direction pre-1914 but failed, as they were neither compulsory nor enforced. Conversely, after independence the elected Irish government enforced quality improvements in place of technocrats perceived to be of Unionist orientation from Dublin Castle or the IAOS.

improvements helped restore the reputation of Irish produce that had suffered during the War (Kennedy et al. 1988, p. 38).

In terms of industry, both the IFS and NI economies began the 1920s in difficult conditions, as prices for industrial output experienced a sustained downturn. The IFS in the 1920s has been criticised for failing to develop industry (e.g., McGarry 2014), but this is a charge liable to be laid against the wider UK (NI) economy of the time. The inter-war period saw the expansion and development of late nineteenth century general purpose technologies (chemicals, electricity and internal combustion engines) to other areas of the economy (Gordon 2012). Industrial regions emerged in the south of England, which specialised in the production of new consumer goods (Johnson 1985, p. 34). The traditional industrial regions of the UK suffered in the post-war downturn and struggled to return to pre-war output levels due to the changing nature of the international economy and distorted price structures. Staple industries of NI such as linen and shipbuilding, experienced falling prices, which in the case of the latter continued into World War 2, reflecting the excess capacity resulting from World War 1. The Harland and Wolff shipyard had some success diversifying out of shipbuilding, but their competitors Workman and Clark ultimately succumbed to liquidation (Johnson 1985, pp 31-32). However, the linen industry went into terminal decline as demand contracted and it faced increased competition from artificial fibres. As both staple industries declined, unemployment in NI increased.

As noted above, the economic geography of industrial activity on the whole island of Ireland was concentrated in the north-east. Geographic concentration of industry was also a common feature across Europe. As a result, the newly created political boundary between the IFS and NI created a political necessity to develop industrial capacity within the IFS. One of the most famous industrial developments south of the border was the establishment of a Ford factory in Cork, although this pre-dated the establishment of the IFS. Ford's personal (familial) connections may have motivated the choice of location more than purely business considerations (Grimes 2008). It had been established when Home Rule was anticipated (Barry 2021). Britain was one of the main export markets but the introduction of McKenna tariffs on imported motor vehicles, introduced during WWI and maintained after the war to protect British industry (Foreman Peck 1979), affected its trade with Britain.

Another aspect of the IFS's economic policy was the development of semi-state bodies. A prominent example of this is the construction between 1925 and 1929 of the Ardnacrusha hydroelectric dam by the German electrical firm Siemens-Schuckert,¹⁶ The Electricity Supply Board (ESB) was established in 1927 to administer the distribution of electricity (Meenan 1970,

¹⁶ The proposed cost of the scheme was estimated to be £5.2m.

p.172). The symbolism of the ESB and the construction of a modern hydro-electric dam were perhaps more important than its immediate economic function.

4 Fiscal foundations

The immediate threat facing the nascent IFS in 1922 was the civil war that arose out of differences between those who supported the Anglo Irish Treaty of 1921, and those forces that did not. The anti-treaty side primarily objected to swearing an Oath of Allegiance to the King in the new Dublin parliament and/or to recognising any border on the island of Ireland, as the Treaty had recognized. A bloody and expensive war waged until May 1923 when the last of the anti-treaty forces eventually surrendered. Both the Anglo-Irish War and subsequent Civil War led to enormous destruction of wealth both in terms of lives lost (human capital) and infrastructural damage (physical capital). A crude estimate of the cost of the Civil War alone made by Patrick Hogan in 1923 was of a minimum of £50m;¹⁷ a figure that equates to c. 32 per cent of estimated national output of the IFS in 1926.

After the establishment of the IFS in 1922, the newly created government faced challenges putting its finances in order and had to rely on short-term borrowing from Irish banks for the first few months of its existence (Fanning 1978). There were also difficulties raising and collecting taxes in the early years due to evasion and avoidance (Meenan 1970, p. 245). Initial inquiries made by the Department of Finance to the Irish banks and the Dublin stock exchange about long-term borrowing suggested that a UK guarantee would be essential for a loan floatation to be successful. However, these views proved to be incorrect, the First National Loan was oversubscribed and succeeded without the assistance of the Irish banks (Fanning 1978).

In terms of trade policy, there was no stampede towards protectionism in the IFS (Devlin and Barry 2019). In fact, free trade was the norm in the 1920s as the UK (including NI) and the IFS attempted to return to pre-war orthodoxy. Although a Tariff Commission was established in the IFS, it did not result in a blanket introduction of tariffs (Devlin and Barry 2019). No formal trade agreements existed or were required between Ireland and the UK during this period as both partners adhered to pre-war orthodoxy.

Financial arrangements between Great Britain and Ireland had historically been at the heart of pre-independence debates over devolution (Jalland 1983). Ireland had been a net contributor in the UK exchequer in the 19th century but this pattern was reversed by the early 20th century when it received transfer spending in the form of pensions and land purchase than it contributed in revenue (Jalland 1983). There was a view in Ireland that greater fiscal autonomy would allow the

¹⁷ *Dáil Debates*, 19 September, 1923.

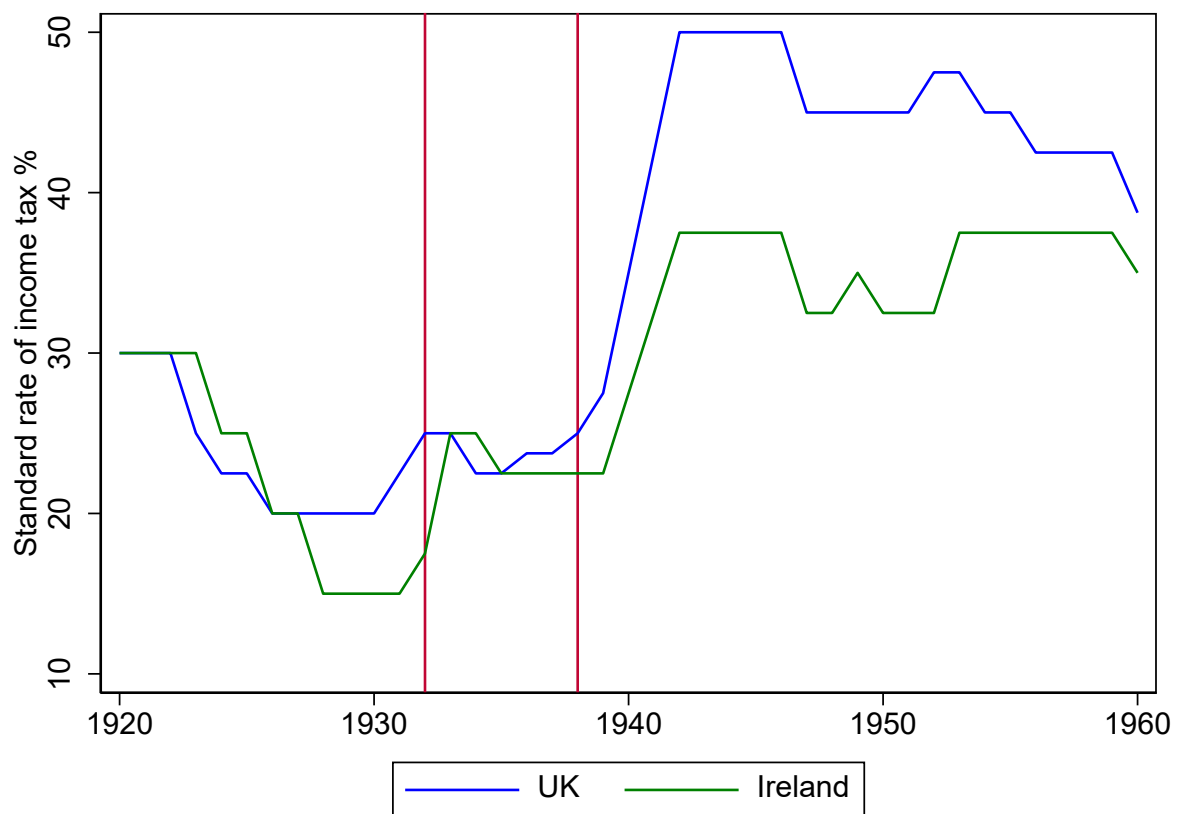
reduction of indirect taxes that affected the poorest. Instead, post-independence circumstances forced the government to reduce direct taxes. Income tax was cut to levels below those inherited from the Union. There were orthodox economic underpinnings to this policy as it would prevent capital flight and to encourage return migration (Rumpf and Hepburn 1977, p.74), however a more important consideration was to keep Irish rates in line or below UK rates (see Figure 3) so as not to lose the few existing direct taxpayers resident in the IFS (Meenan 1970, p. 370). At the time there were proposals to completely abolish income tax altogether and rely on indirect taxation, but a compromise solution was to reduce income tax rates and reduce the duty sugar and abolish duty on tea (Meredith 1925). Moreover, owing to Edwardian social transfers, both the IFS and NI inherited a burgeoning welfare state, which included pensions and social insurance, which were unsustainable. The IFS policy of balanced budgets required cuts to be made in this area,¹⁸ whereas NI was able to maintain welfare spending at British levels thanks primarily to a Westminster subsidy (Lawrence 1965; Jordan 2020).

While income tax rates were purposefully kept below the British level to win approval of the middle classes in the newly independent state, a middle class that was protestant and unionist in outlook that paid the majority of income tax (Barry 2021), increasing regressive taxation (such as customs and duties), which tended to increase inequality, was the only viable policy (see Figure 4 & 5). Due to the configuration of the economy, it has been claimed that this choice was largely “forced upon the Free State government,” which regrettably tended to favour the mass of people who had *not* been strong supporters of independence at the expense of the mass of people who had. While these taxation choices reflect the “triumph of pragmatism over dogma,” they should similarly reflect the vulnerable political position of the new administration.¹⁹

¹⁸ “The Government of this country, although gravely preoccupied with other difficult problems, has now for over a year and a half carried on its financial business successfully without being obliged to look for assistance outside of Ireland. The idea that seems to be entertained in some quarters, that this country as a State is going to be dependant for money on outside capitalists, is a mere delusion, and it has been propagated without encouragement or inspiration from here. It is important to have it understood that the public finance of the country does not need to be conducted, and will not, under the present Government, be conducted in a manner that can render us subservient to any external interests.” – Ernest Blythe, *Dáil Debates* 2 November 1923.

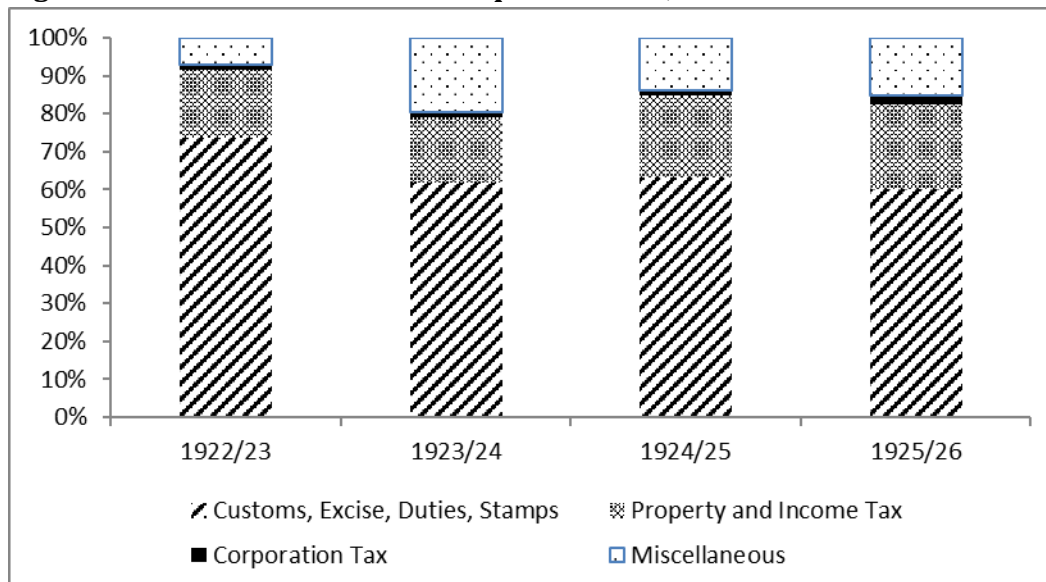
¹⁹ The section borrows from Daniel, ‘Griffith on His Noble Head’.

Figure 3 Income tax rate UK and Ireland



Source: Mitchell (1988, p. 645) and Meenan (1970, Table 8.2)

Figure 4: The sources of Irish Exchequer revenue, 1922-26



Source: Government *Finance Accounts*, 1922/3-1925/26. Note: 'Customs and Excise' category above includes Motor Vehicle Duties, Estate Duties and Stamps; 'Miscellaneous' includes Post Office Revenue, Fees and Stamps. Financial Year end is 31st March.

In the early years of the IFS, government revenue relied heavily on custom duty receipts compared to the UK experience. This was a continuation of the historical fiscal tradition where customs comprised a larger share of revenue in Ireland (Hynes 2014) and mirrors the experience of other developing countries of relying on customs before incomes are sufficient to generate adequate income taxes (Musgrave & Musgrave 1989). Contemporary data convey a similar pattern where poorer countries tend to rely more heavily on trade taxes and higher income countries rely more on income taxes (Easterly and Rebelo 1993). Given the weak tax base, the government share of the economy grew slowly from 23 per cent of national product in 1926/27 to 30 per cent of national product by 1938/39 (O'Hagan 1980, table 3). Figure 6 reports that IFS government revenue was considerably lower (as a share of national product) than the equivalent for the UK.

While national accounting data is not yet available on an annual basis for Ireland before 1947, some benchmarks make comparison feasible in terms of debt sustainability. We can apply the well-established debt stabilizing ratio, b^* , to consider Ireland's fiscal position relative to the UK's.

$$b^* = d(i - \pi - g)$$

Where d = the debt ratio, b is the actual primary budget balance as it transpired, the nominal rate of interest is i and the prevailing rate of inflation is π . The debt stabilizing primary balance, b^* , is the primary deficit required to keep the current debt ratio at its current level, given the other determinants. Table 3 presents fiscal data for 1926 which compares the case of the IFS and the UK.

Table 3: Comparative debt dynamics, 1926

	b	i	Π	g	d	b^*
UK	6.1	4.85	-1.41	-4.59	171.7	18.63
IFS	0.14	3.84	-4.41	0.43	14.47	0.6

Source: The UK is from Crafts (2016). For Ireland, b and i are from the Government *Finance Accounts*, d and π are from FitzGerald and Kenny (2019) and g is from Kenny (forthcoming), GNP is from Kennedy (1971). Note: i is calculated as a share of the stock of debt. Π is the CPI from CSO composite.

The UK's debt stabilizing primary balance (surplus) in 1926 was clearly untenable at almost 19 per cent of GDP, though the year represents an outlier, as the average debt stabilizing ratio was lower at a surplus of 5.7 per cent for the period 1925-9 (Crafts 2016). However, even this lower figure far exceeds the Irish equivalent. Ireland's public debt ratio was less than a tenth of the UK equivalent in 1926 post Anglo Irish Financial agreement (see Section 5). Indeed, if the price fall is overstated by the CPI (an inferior measure to a GNP deflator), this would imply that Ireland's fiscal position was in fact, even more favourable than Table 3 suggests. Ireland's b^* did not prescribe the austerity required of 1920s Britain and offered policy makers of the newly independent state comparative breathing room in policy choices, though the binding commitment

to sterling remained and other demographic and political constraints limited the scope for a more active fiscal policy.

Figure 5 Customs and income tax share of total revenue, 1923-1960



Source: Mitchell (1988)

Note: Vertical lines at 1932 and 1938 to highlight period coinciding with the trade war between UK and Ireland

The demographic composition of the new state was not promising for productivity or fiscal capacity. The population of the area of the IFS had declined from 6.5 million in 1841 to 2.9 million by 1926 (MacNeill 1932). This persistent trend, aside from producing the “inevitable effects in the mind of those who directed operations of business and the flow of capital,” led additionally to pressures on the fiscal capacity of the state (MacNeill 1932). This was reflected in the disproportionate numbers of very young and very old residing in the state (38 per cent of population) who could not contribute significant tax revenue (Kennedy 1971, p. 8). Furthermore, as an unusually large component of the population were classified for tax purposes as self-employed, raising revenue via income tax was historically difficult where incomes were generally low. Ireland had historically paid half the amount of income tax per capita as the rest of Great Britain (Hynes 2014). As noted above, Ireland purposefully maintained its income tax rate below the UK level; the fiscal competition between the old and new state meant the new state incurred a loss on tax receipts in order to avoid the risk of capital flight (Bolton & Roland 1997).

Demographic difficulties compounded an already delicate situation for the new state, as it was politically impossible to provide lower pension and other social welfare benefits than those which were offered within the UK. Especially problematic for the new administration was that in Ireland's case, "pensions were in a class of their own" dwarfing other categories of social welfare payments, and represented a "boon" to the aged poor (Ó Gráda 2000, 2002). When the pensions were introduced contemporaries estimated that they would "absorb at one stroke nearly one-third of the total revenue of the country" (Jalland 1983; Barry 2021). While UK pension payments consumed 5 per cent of government expenditure and over 1 per cent of GDP by 1930, the Irish equivalents still stood at 13 and 2 per cent respectively, even after substantial cuts (Ó Gráda 2000). Although cuts occurred during a period of deflation, they had political ramifications for the incumbent government (Hynes 2014)

Using a rearrangement of the social transfer budget, we may shed some light on the fiscal and policy space available to policy makers. The following equation assumes no deficit or surplus in the purest form of a PAYGO system (Lindert, 2004, p. 195).

$$\frac{N_{old}}{N_{young}} = \frac{t * Y_{young} - u * r}{B}$$

where N_{old} is the number of old people residing in the state, N_{young} is the working age population, t is the tax rate on the income Y of the workers, u represents the non-pension social benefits per recipient of working age and r is the share of working age population receiving non pension benefits. A number of caveats should be mentioned with respect to both the data and the unique case the IFS in the 1920s. As social welfare benefits were meagre, u and r are most likely overstated. Indeed, income is also likely to be overstated as it refers to GNP per head at market prices. The typical situation facing many OECD economies today is that the left hand side (LHS) of this equation exceeds the right hand side (RHS), leaving governments with difficult policy choices ranging from cutting B and/or u or raising t . The demographic solution is to increase the denominator (LHS) via incentivising larger families or increasing immigration. As Table 4 demonstrates, if one assumes that the working age population were all paying income tax at the prevailing rate of 15 per cent, one concludes that fiscal pressure on the new state was not significant. However, when one considers that only 60,000 people paid income tax (Kennedy et al. 1988, p. 36), the "adjusted" arithmetic conveys an urgent need to act, with the number of the taxable young and their income pool shrinking considerably. Nonetheless, as outlined above, it is likely that indirect taxation featured much more heavily in policy considerations in funding pensions than income tax did, as imagined in this limited conjectural exercise.

Table 4: The social transfer budget in a pure PAYGO System

	<i>Nold</i>	<i>Nyoung</i>	<i>LHS</i>	<i>t</i>	<i>Y,young</i>	<i>U</i>	<i>R</i>	<i>B</i>	<i>RHS</i>
Raw	0.27	1.83	0.15	0.15	4.80	0.93	0.29	26	0.17
Adjusted	0.27	0.06	4.53	0.15	0.16	0.93	0.29	26	0.00

Source: Equation adapted from Lindert (2004). *NOld* and *NYoung* from *Census of Population 1926/1930*; Pensions and Income Tax Rates from Ó Gráda 2000; GNP per capita from Kennedy (1971); Income tax payers from Kennedy et al (1988, p. 36). *U* is calculated by summing relief schemes, health insurance and unemployment insurance in the 1925 government *Finance Accounts*, divided by working age population minus number “gainfully employed” in 1926 *Census*; *r* is calculated by working age population non gainfully employed as a total share of potential workforce from the *Census*.

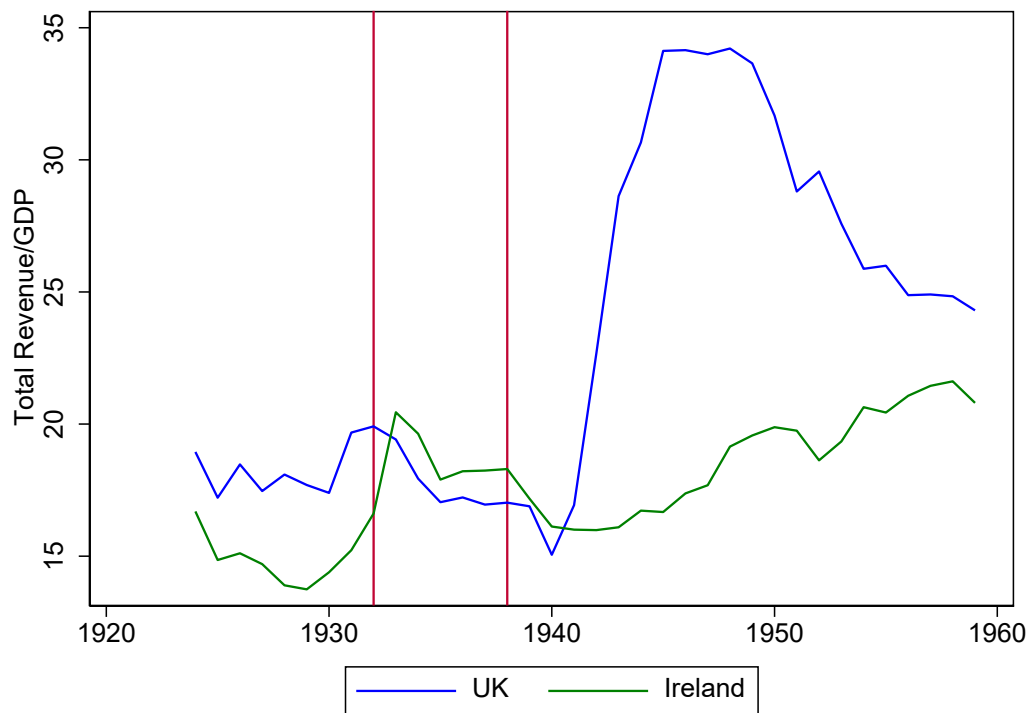
Pension cuts were subsequently made in the 1920s but the decision to do so was a politically costly one and the damage done to the ruling party was “probably out of all proportion to the savings involved” as they remained above the British shares of spending and national income (Ó Gráda 2000, 2002). The pension became a defining issue between the anti-treaty Fianna Fáil and the governing pro-treaty Cumann na nGaedheal which lost the subsequent general election in 1932.

The other outstanding piece of Edwardian social spending in Ireland was related to land purchase in Ireland, the unresolved nature of the ‘Land Question’ (Foley-Fisher & McLaughlin 2016b). Under pre-independence land acts the British government had borrowed extensively to finance the sale of land from landlords to tenants (see Foley-Fisher & McLaughlin 2016b for a detailed description). The pre-independence land acts saw £99.87 million spent on land transfers, these were funded by state borrowing. No other polity in the UK was subject to this policy, much to the chagrin of politicians in Scotland and Wales.²⁰ During the Revolutionary period there was renewed agitation, primarily by those who had not been beneficiaries of land purchases. One of the first pieces of legislation in the new state was the 1923 Land Act and it was an attempt to complete the work of the pre-independence land acts and was reciprocated by the 1925 Land Act in NI. The IFS government could not have undertaken the 1923 Land Act without the assistance of the UK government. Dooley notes that ‘the sheer scale of the financial burden that the completion of land purchase alone would place on the state was enormous; the government's willingness to carry that burden is merely more evidence of the perceived importance of the land question to contemporaries’. The scale of the 1923 Land Act, £30 million, was three times the extent of borrowing under the First National Loan (£10 million, see below). British authorities were supportive of the land act and given the renewed land agitation and did not want to see a failed state develop on their doorstep. However, while a guarantee was forthcoming, it came with a stipulation of British oversight of the contents of the act had to be agreed with the British

²⁰ Moreover, Offer (1983) argues that by using British credit for social policy in Ireland it crowded out policies such as education reform in Britain.

government (Dooley 2004, p. 58). Therefore, the only aspect of pre-independence social spending that was continued was with the support of the British state and could not have been financed by the new government by itself.

Figure 6 Government revenue as a share of GDP



Note: Vertical lines at 1932 and 1938 to highlight period coinciding with the trade war between UK and Ireland

5 Sovereign debt

Article V of the Treaty proscribed that the IFS would accept its share of the UK war debt to be calculated at a later date. As outlined in greater detail by FitzGerald and Kenny (2020), the Treaty had stipulated that the shape of the border between north and south was to reflect the “wishes of the inhabitants”. Due to large Catholic majorities in certain northern areas, expectations of large transfers from north to south were prevalent in the IFS. However, when details of the confidential report were subsequently leaked, it became apparent that no substantial territorial change would be considered. Consequently, the fragile IFS government was thrown into a crisis, prompting urgent talks in London.

While the IFS government realised that neither the British nor NI administrations would entertain their complaints about the existing border, they lobbied persistently for an improvement

of the civil rights of Northern Catholics. When this appeal, in turn, was rejected by the NI administration, the British government made a subsequent offer that the Boundary Report would be suppressed and the status quo border maintained in return for waiving the IFS share of the UK war debt under Article V of the Treaty.²¹

The debt relief that transpired, of between 80 to 100 per cent of IFS GDP, represents the largest of the twentieth century as shown in Table 3. However, the economic benefits came at a huge political cost that materialised again in the 1960s with the eruption of the civil rights movement in NI and the subsequent “Troubles” that plagued the region during the following three decades.

Table 5: Comparing IFS debt relief with later restructurings

Debtor	Period	Relief as percent of External Debt	Relief as per cent of GDP
<i>Latin American Debt Crises</i>			
Argentina	1982-1993	80	24
Mexico	1982-1990	105	36
Venezuela	1983-1990	106	42
<i>Soviet satellites</i>			
Bulgaria	1990-1994	36	56
Poland	1982-1994		15
<i>Former Yugoslavia</i>			
Bosnia Herzegovnia	1992-1997	n.a.	22
Serbia and Montenegro	2003-2004	23	8
IFS	1922-1925	94	80

Source: FitzGerald and Kenny (2020)

The IFS administration had survived this test and used the large debt relief agreement to save face against the bitter claims of betrayal by the anti-treaty forces. Having emerged from the civil war and the boundary crisis in 1925, for the remainder of the 1920s, “the prime preoccupation of the government...was with establishing the legitimacy of the new state” (Kennedy et al, 1988, p. 255).²²

²¹ The minister for finance noted in April 1926 that “In the past financial year there were no political events which produced any unfavourable financial or economic reaction. The elimination of Article 5 of the Treaty relieved the country of a contingent liability which might possibly, at a later stage, have become a serious burden”. *Dáil Debates*, 21 April 1926.

²² However, government debt increased from 17.2 per cent to 38.4 per cent of National Income from 1928 to 1935 (Nevin 1962).

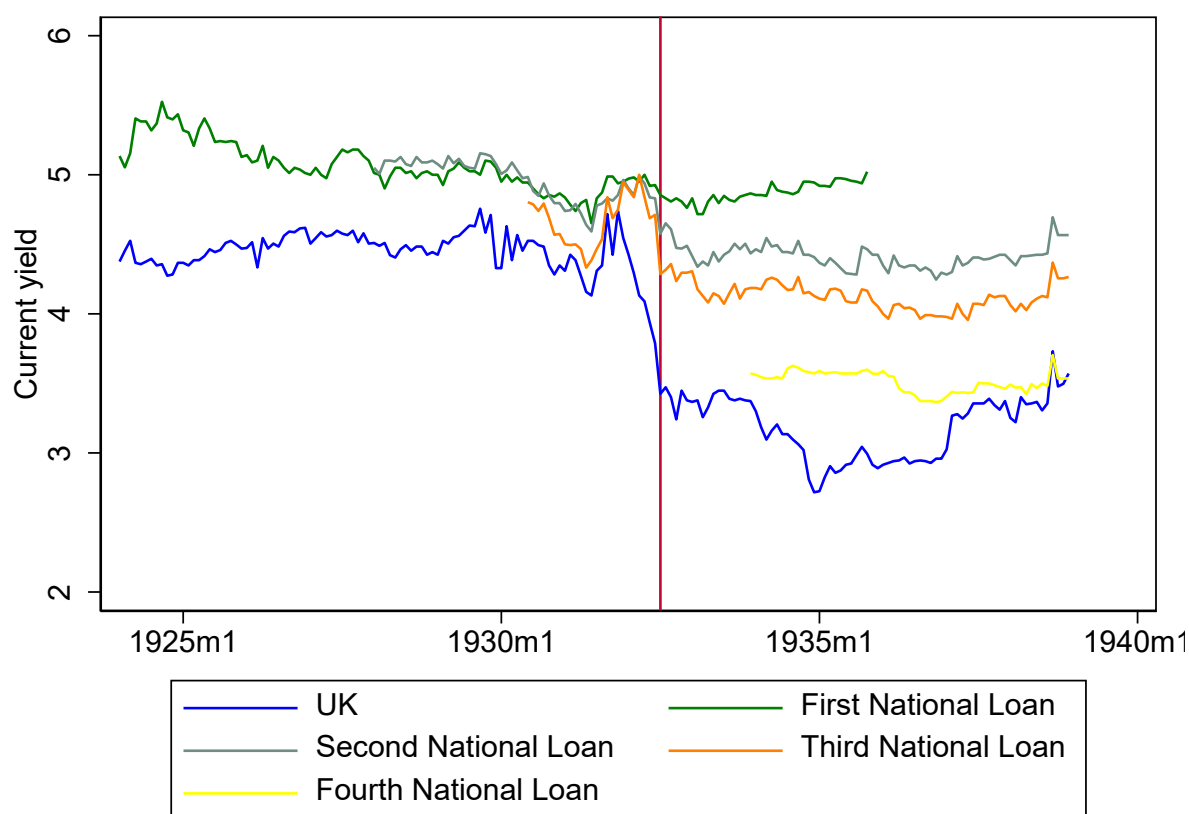
Contemporary international opinion was of the new administration was generally positive. *The Economist* noted how the IFS government had ‘restored order within its boundaries and having completed its organisation as the Government of an independent unit, politically and economically, [it] is in a position to close the list of applications for its first national loan.’²³ With reference to the oversubscription of the First National Loan, it continued: ‘it is a notable event, which cannot be without important reactions upon the prestige and stability of the new system and as it is an internal loan, it constitutes a declaration of faith which will operate and continue to operate with cumulative effect. Abroad, the event will do much to wipe out the unhappy impression created by Irregulars’ [anti-treaty] hysteria, which has been so completely suppressed by Government firmness.’²⁴ Although outstanding debts increased over the period 1923-1938, National loans mainly traded at a premium (see Figure 6) and current yields ranged between 3 ½ and 5 ½ per cent (Foley-Fisher and McLaughlin 2016). These were very low yields, comparable to UK consols, and low relative to other countries in Europe (e.g. see Eichengreen & Portes 1986, Eichengreen 1989), due in no small part to the fiscal competition forcing balanced budgets and the adoption of a sterling peg (i.e. no exchange rate risk).

Thus, in view of both fiscal and redistributive policies, the Irish experience appears to run contrary to what secession theory predicts. The minority who had *not* supported secession benefitted, in the form of reduced direct taxation, while those who supported it bore the costs in terms of increased indirect taxes and reduced social spending. Continuous support from the UK for wider social redistribution policies, namely land reform, is what placated the majority. Without this cordial arrangement further civil unrest would have persisted. While this experience is in line with the increased cost of public service provision arising from secession, it also demonstrates how the secessionist group of the pre-independence era split into heterogenous interest groups after 1922, each vying for its own preferences for fiscal and redistributive policy.

²³ *The Economist*, 8 December 1923.

²⁴ *The Economist*, 8 December 1923.

Figure 6 Yield on Free State debt



Sources: Dublin Stock Exchange; McLaughlin (2015); Foley-Fisher & McLaughlin (2016)

Note: Vertical lines at 1932 to highlight period coinciding with the trade war between UK and Ireland

6 Currency and credit

With a stable currency and banking system,²⁵ Ireland's monetary history is considered dull and uneventful until the 1970s (Ó Gráda 1994, 1997). For example, the IFS (as well as the UK) did not experience any of the US-centric banking crises, as outlined by Friedman and Swartz (1971), between 1929 and 1933. Set against the backdrop of the instability of the interwar years amongst many newly independent countries in Eastern Europe, Drea and Barry (2021) argue that Ireland's mundane monetary history should be celebrated. *The Economist* praised the IFS for not creating a separate currency.²⁶

There was hesitancy on the part of the new government to usher in any changes to the prevailing monetary system, which was effectively operated by private banks. This was mainly to do with the uncertainty that this would have on the economy. The experience of hyper-inflation

²⁵ No bank had failed between 1875 and 2007 (McLaughlin 2015b).

²⁶ *The Economist*, 8 December 1923

in post-War Europe was an obvious deterrent to any monetary experimentation. This is evident in Dáil Debates surrounding the 1926 coinage act when Major Bryan Cooper, a pro-business representative from Dublin who was formerly a Unionist MP, warned that ‘once you begin to tamper with currency you being to operate an inflation that leads to national disaster...the first step that France is now treading – the road to national humiliation, because she is absolutely unable to meet the demands of her creditors’.²⁷ Ernest Blythe, the IFS Minister for Finance, was also clear on this point, “I recognise very fully that any change in the currency position at the present time would have serious reactions.”²⁸ There were also warnings as to what a radical change could do to business confidence and that any tinkering with coinage ‘runs the grave risk of influencing the minds of others.’²⁹ Capital flight was also a persistent worry for policy makers, as evidenced by the lower income tax rates outlined above.³⁰ After independence, the maintenance of the monetary status quo suited capital owners, the Irish banking system, large firms requiring capital imports from Britain, and larger land owners. As with post-independence fiscal policy, it tended to suit the elite minority who had actually opposed secession.

Ireland had experience of fiscal administration through the offices of Dublin Castle during the Union (Hynes 2014).³¹ While the IFS Department of Finance was structured along the lines of the UK Treasury (Fanning 1978), there existed no obvious template for how to operationalise monetary independence (Drea 2015). The League of Nations financial conferences in Brussels (1920) and Genoa (1922) had recommended that newly independent countries should establish Central Banks of issue (League of Nations 1920, p. 235; Federal Reserve 1922, p. 678). Many newly independent countries did so, Ireland did not.

IFS officials were aware of these recommendations but were hesitant to institute any sweeping changes to the prevailing monetary system. Ireland had been part of a monetary union with Great Britain since 1826 with the Bank of England acting as the central bank for the United Kingdom of Great Britain and Ireland. The Bank of Ireland, founded in 1783, was also one of Europe’s oldest “national” banks; the banks that subsequently evolved into Central Banks (e.g. compare with table 1.1. in Capie et al. 1994). Ostensibly, it may have served as the Central Bank for the new state, as historically, it performed several functions of a national bank,³² having been formed by

²⁷ E.g. see *Dáil Debates* on the 1926 coinage act, 27 January 1926.

²⁸ *Dáil Debates*, 27 January 1926

²⁹ Captain William Redmond (son John Redmond, the former leader of the Irish Parliamentary Party) *Dáil Debates*, 27 January 1926.

³⁰ Sir John Keane referred to a 15% drop in bank deposits since the Treaty: *Seanad Éireann debate*, 22 July 1927; William Hewat, a representative of the commercial community, warned of capital flight if radical action was taken: *Dáil Debates*, 7 April 1927.

³¹ Joseph Brennan, one of the key architects of the Department of Finance, had worked as head of the Finance Division in the Chief Secretary’s Office.

³² E.g. as outlined in Capie et al. (1994, pp 4-5).

charter, enjoying political and financial privileges, and it had acted as a banker to the new state. However, there were also prominent commercial rivals and critics that disputed its privileges. As it had traditionally functioned as a protestant and unionist institution (Barry 2021), a politically palatable alternative was sought instead.

The IFS government created a commission of inquiry into banking and currency in 1926.³³ The banking inquiry, chaired by the Columbia University Professor in banking Henry Parker-Willis, was only formally established in March 1926 but delivered its first report within 6 weeks owing to the urgency and importance of its brief (Moynihan 1975, p. 42). Parker-Willis was purposefully chosen both for his expertise in commercial and central banking, but also as a non-British expert (Drea 2015). The Irish Currency Commission was established following the recommendations of the Parker-Willis' commission, which was effectively a currency board. The resulting institutional structure, modelled on the US Federal Reserve system, aimed to serve and evolve with, rather than alter, the existing monetary system (Pratschke 1969, Drea 2015). Commercial bank control and adherence to gold standard remained as core tenets of the system. Ireland gradually converted its currency board into a central banking organisation, in line with other post-colonial countries (Capie et al. 1994). When a Central Bank was formally established in 1943, it did not expand its activities much beyond that of the Currency Commission (Moynihan 1975, p. 70). Whether the Irish Central Bank operated as a central bank before 1978 is debatable (Honohan 1997).

The central recommendation of the Parker-Willis committee was a 'definite acceptance and continuance of British sterling as a standard of value in Saorstát Eireann', i.e. maintain the sterling peg (Parker-Willis et al. 1926). The rationale behind this decision was primarily due to historic trading links with Britain and a weaker currency was seen as a disadvantage. However, it was noted that a change in this relationship could be revisited when the 'business going to other parts of the world will undoubtedly increase' (Parker-Willis et al. 1926).

With a de-facto common currency during the 1920s, the IFS and NI shared a similar monetary experience (Daniel 1976). The Irish pound was pegged to Sterling and experienced similar trials and tribulations associated with the restoration of Sterling to its prewar parity experienced in Britain. Deflationary pressures acted on the economy as the IFS adhered to balanced budgets and 'sound finance' (Daniel 1976, pp 58-59).

When Britain abandoned the gold standard on 26 September 1931, the IFS followed shortly after. The IFS pound was essentially a sterling-backed currency (Bielenberg and Ryan 2012). The

³³ While the banks had been informed informally in April 1925 that the government intended to change the currency system, formal announcement was delayed until February 1926 so as not to create any panic (Moynihan 1975, p. 38).

close relationship between British and Irish monetary regimes is reflected in price levels illustrated in Figure 8.³⁴ Writing just a few years before the historic sterling link was broken, the former director of the Central Bank of Ireland reflected on the peg, noting that despite various changes and devaluations, the sterling link ‘has been accepted by successive governments, by Dáil Eireann and by the public at large as being, on the whole, in the best interests of the community’ (Moynihan 1975, p. 66). Honohan (1997) suggests that the instability of the floating exchange rate (1979-1998) compared memory of the stability of the sterling peg led to support for adoption of the Euro as Ireland’s currency from 1999.³⁵

The peg to the British pound was also advantageous during the Great Depression because, as Eichengreen argues, countries that left the Gold Standard earlier experienced a more rapid recovery.³⁶ In other words, by following British monetary policy,³⁷ the IFS may have been spared a potentially worse fate through the 1930s. Although it must be acknowledged that several countries, such as Australia and New Zealand, had left gold prior to Britain (Eichengreen and Sachs 1985), so it may have been possible to depreciate prior to 1931 if a more independent monetary policy was adopted. The Nordic countries’ economies experienced a stronger recovery than the United Kingdom, despite devaluing against gold at the same time and higher prevailing real wages in the latter may explain these alternative fortunes (Eichengreen and Sachs, 1985; Crafts, 2014).

After the floatation of Sterling, the wisdom of policy of adhering to the sterling peg was questioned, to which the Minister for Finance responded: “If British currency were going to collapse like the [Reichs]mark eight or nine years ago, then we might have to make up our minds that, cost what it might, be the inconvenience what it might, we would have to break from it. But, if we do not anticipate that, then the advantages of being level with British currency are so great that no matter what sort of institution we had in the way of a central bank, what happened is exactly the thing that would have happened, that is, we would have followed British currency.”³⁸ However, the opinion of the government appears to have been that leaving gold was a positive

³⁴ Changes in the Irish and British CPIs experiencing almost perfect correlation over the period 1901-1979 and various sub-periods (see McLaughlin 2015). UK aggregate demand and supply shocks spilled over effects and were major drivers of developments of the Irish CPI (Stuart 2019).

³⁵ Despite recent travails, Ireland continues to have strong support for the Euro, in fact support is ranks the highest in Europe (EU 2021, Q1.1).

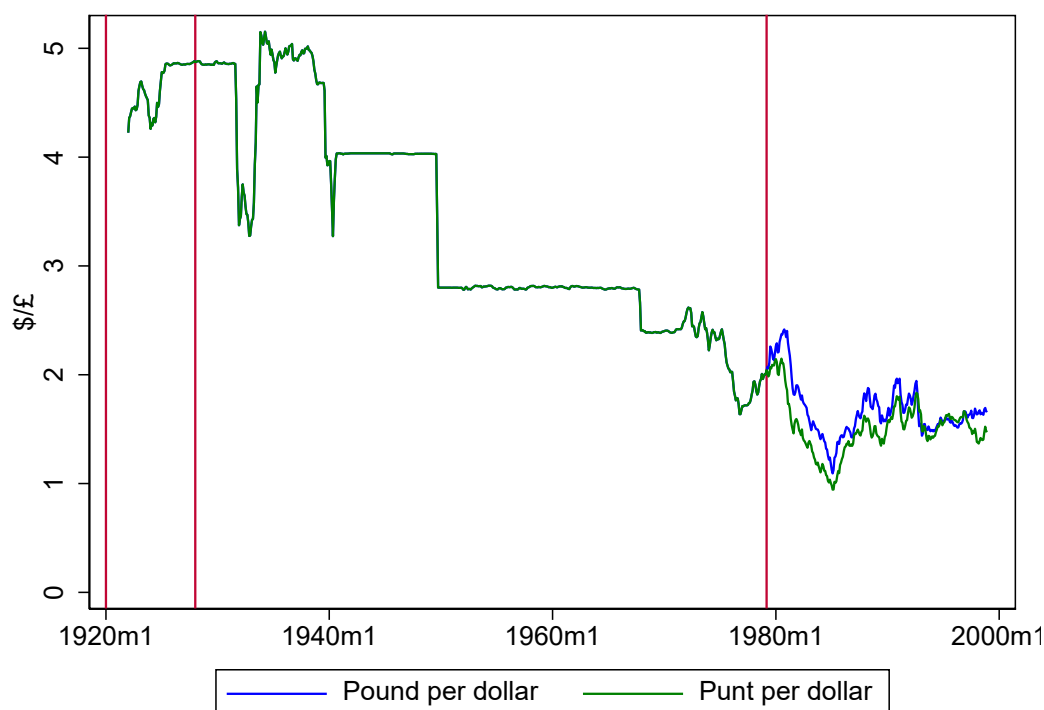
³⁶ Eichengreen (1992); Eichengreen and Sachs (1985)

³⁷ This was considered a radical policy option. When Britain left the gold standard in 1931 it was an unexplored policy option and as was famously noted by Tom Johnston, the Secretary for Scotland, ‘nobody told us we could do that’ (Eichengreen and Temin 2000, p. 202).

³⁸ Mr Blythe, *Dáil Debates*, 11 November 1931.

development.³⁹ Although, the opposition felt it was something that could have been avoided if there was a more distinct Irish monetary policy.⁴⁰

Figure 7 Irish “punt” and UK pound exchange rate against the dollar



Sources: Corbet and O'Connor (2020); Bank of England, Millennium of Macroeconomic data; and Central Bank of Ireland Exchange rates

Note: Vertical lines between 1932 and 1938 to highlight period coinciding with the trade war between UK and Ireland. Vertical line in March 1979 indicates break of sterling peg.

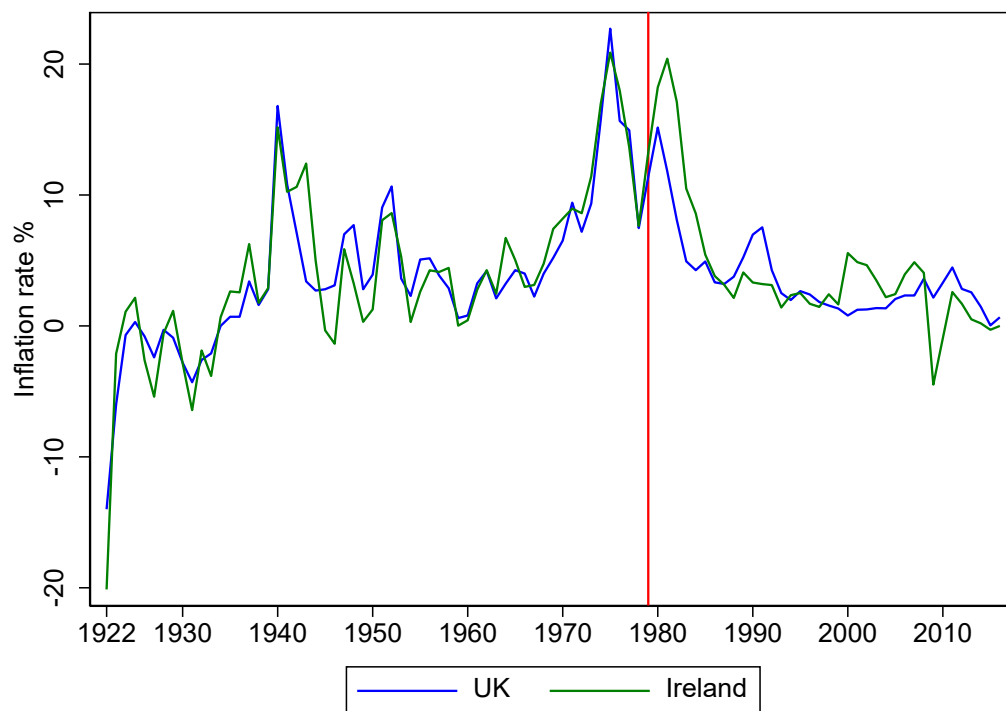
As Capie et al. (1994) outline, even if a country operates a currency peg, considerations of national pride invariably lead to the formation of a separate national currency and central bank-Ireland was no exception. While Ireland had its own note issue, these were sterling backed notes. The population of prominent Irish commercial banks in 1921 are listed in Table 6. In practical terms, what the 1927 currency act did was swap (convert) the old fiduciary note issue from the 1845 act with a new fiduciary issue (backed by sterling securities). It widened the privilege of note issuance to all banks, to the chagrin of the incumbent monopoly rights holders (primarily the Bank of Ireland which saw its share of note issuance diluted), and gave a small seigniorage income to

³⁹ For example James FitzGerald-Kenney, the Minister for Justice, noted, ‘I am perfectly satisfied that we, tied to the British currency as we are and, therefore, off the gold standard now, have gained enormously by that’. , *Dáil Debates* 11 November 1931.

⁴⁰ For example, Joseph Connolly, a Fianna Fail senator, noted, ‘that many of its worst reactions could have been avoided if we had a definite line of Irish policy as distinct from the Imperial financial policy’. *Dáil Debates*, 14 Oct 1931.

the state, estimated to be £275,000 - £300,000. As the banks had operated on an all-island basis pre-1920, reform in the IFS meant that, in theory, banks could issue their entire fiduciary allowance in NI. This created uncertainty for both the IFS and NI economies and was immediately followed by a reform of banking laws in Northern Ireland in 1928 (Pratschke 1969). The main criticism of the new note issue came from Andrew Jameson,⁴¹ director of the Bank of Ireland, whose main issue was with the note issue, however this appears to primarily be because the Bank of Ireland was losing its traditional privileges.

Figure 8 Price stability: UK and Ireland inflation rates



Source: Bank of England millennium of macroeconomic data and Central Statistics Office of Ireland
 Note: Vertical line in 1979 to highlight the break of sterling peg

⁴¹ Jameson was a member of the Senate who represented southern unionist community, who was a member of the Parker-Willis committee

Table 6 Banks in operation in Ireland

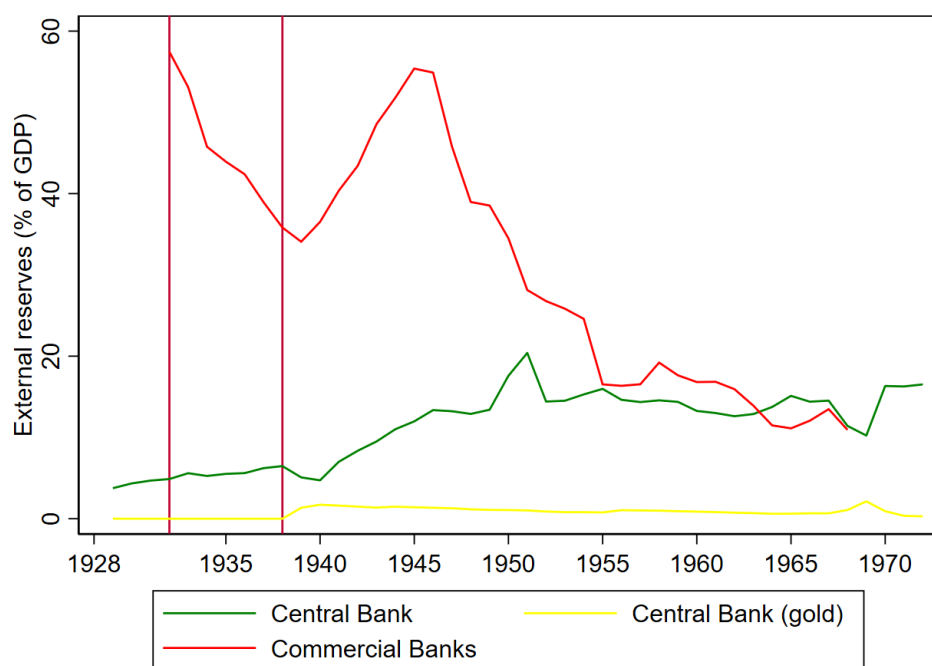
Name	Headquarters	Operating in both jurisdictions	Founded	Fiduciary issue pre-1920	Fiduciary issue in the IFS	Fiduciary issue in Northern Ireland
Bank of Ireland	Dublin	Y	1783	3,738,428	1,760,000	410,000
Provincial Bank	Dublin	Y	1825	927,667	649,000	220,000
Northern Banking Company	Belfast	Y	1824	243,440	243,000	244,000
Belfast Bank	Belfast	N	1827	281,611	-	350,000
Ulster Bank	Belfast	Y	1836	311,079	419,000	290,000
National	London	Y	1835	852,269	1,365,000	120,000
Royal	Dublin	N	1836	-	273,000	-
Hibernian	Dublin	Y	1824	-	439,000	-
Munster & Leinster	Cork	Y	1885	-	852,000	-

Source: Pratschke (1969)

Banking practices, namely the structure of bank assets and liabilities as well as branch banking, however, were unchanged from the pre-partition period. The creation of a political border did not result in the establishment of an ‘Irish’ (north or south) money market and Irish banks continued to use the facilities of the London money market.⁴² However, from a technical standpoint, secession meant that the IFS based banks were exporting capital and put the IFS in a strong financial position (Ó Gráda 1995).

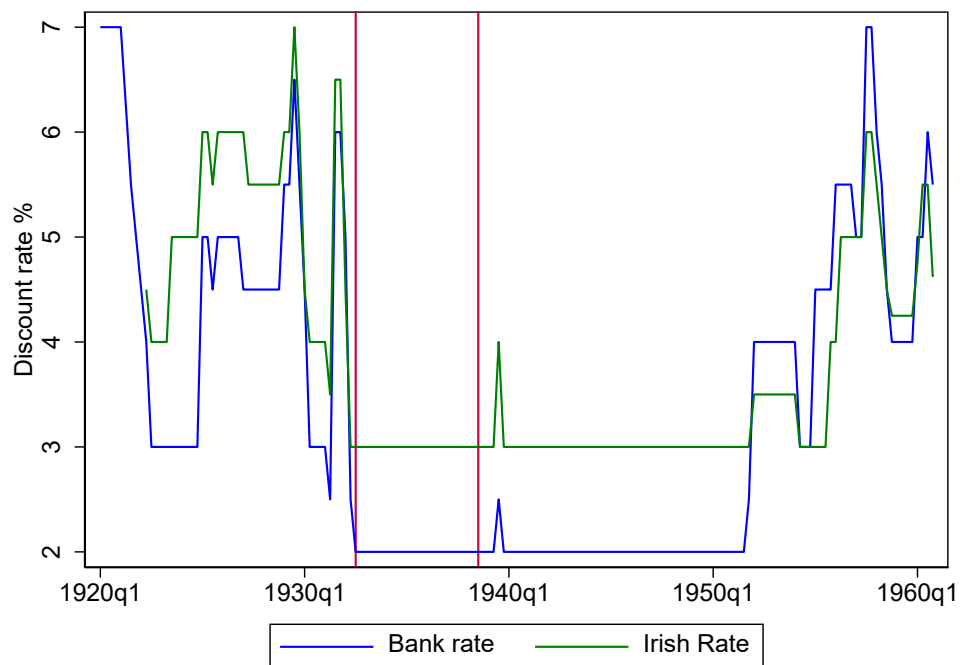
⁴² This was much to the chagrin of Department of Finance officials who in a policy brief in November 1922 suggested that the ““One of the first duties of the Saorstát Government once it is functioning under the Constitution will be to put a speedy end to this anomalous state of things, by pointing out that they could no longer be permitted to keep permanently invested out of the Saorstát this huge amount of Irish capital in Great Britain, her Dominions and Dependencies which had become by operation of the Treaty and the Constitution virtually a foreign country, as far as the Saorstát is concerned, and the government would be compelled sooner or later to force the Banks to realise these investments and bring the capital value bank to the Saorstát.”: National Archives of Ireland, Department of Finance Files, Fin 1/1335.

Figure 9 External reserves held by the Currency Board/Central Bank of Ireland, 1928-1972



Source: Moynihan (1975).

Figure 10: UK and Ireland bank rates



Source: Mitchell (1988); Moynihan (1975).

Note: Vertical lines at 1932 and 1938 to highlight period coinciding with the trade war between UK and Ireland

Figure 9 presents the official and private external reserves held by the IFS. The private external reserves were held by banks as deposits in London, in no small part a legacy from the agricultural boom at the end of the First World War. This also meant that the discount rate operated by Irish banks, later the Central Bank, followed Bank of England rates with a premium to discourage capital flight (see figure 10). Currency bank external reserves averaged 5.7 per cent of GDP, this more than doubled under the Central bank averaging 13.2 per cent of GDP between 1943 and 1972. In both instances there was an inverse between commercial bank external reserves, under the Currency Board regime these averaged 42.9 per cent of GDP and under the Central Bank 27.9 per cent of GDP. Only taking into account official reserves, the Irish experience is similar to that of a floating currency today, such as New Zealand (6.2% of GDP), but including both public and private external reserves, makes it similar to countries such as Singapore (63.4%) who operate a mixed basked peg (Tetlow and Soter 2021, Table 1).

7 Trade

While no banking crisis occurred in the 1930s, the Great Depression nonetheless led to rising unemployment. The strain on US and UK labour markets meant that the surplus labour that had traditionally emigrated now remained within the IFS, prompting a demand for changes in domestic economic policy.⁴³ Import tariffs were introduced in November 1931 to prevent dumping; these were comparable to measures in the UK (which applied to NI).

The election of Fianna Fáil in February 1932 is seen as a radical change in economic policy in the IFS. Yet the 1930s were characterised by three separate factors: the Great Depression, the Economic War, and Fianna Fáil protectionist policy. All three are interrelated and difficult to disentangle, thus it is difficult to make definitive statements over which factor had the greatest impact (Kennedy et al. 1988, p.44). NI also experienced the Great Depression but increasingly operated under protection, as the UK implemented protectionist measures. The NI agricultural sector also received protection and subsidies from Westminster. However, the NI government was unable to attract and develop new industries as it was essentially insolvent. As a result NI had some of the highest regional unemployment rates in the UK.

The creeping protectionism of the IFS must be seen both in the context of the global depression and in the light of an Anglo-Irish trade war following a default by the IFS on inter-governmental obligations. The tariffs introduced in 1932 were primarily the result of a political dispute that erupted when the IFS defaulted on land bonds and other obligations agreed under the

⁴³ Although operating under a quota system, Irish immigration in the US fell from 23,000 in 1930 to 500 in 1932: (Mitchell 1988, p. 89).

Treaty and subsequent financial settlements. The bonds were guaranteed by the UK government and the repayments of loan instalments under the pre-independence land acts, were withheld by the newly elected IFS government. In total, these payments amounted to £5m per annum. Foley-Fisher and McLaughlin (2016) illustrate how the default impacted on Irish land bonds, securities issued to finance Irish land reform. Prior to the default in 1932 there was a premium on land bond yields reflecting the uncertainty that bondholders had regarding the repayment of these bonds. When the Irish government defaulted on the bonds, the British Treasury met its guarantee and the premium on land bonds disappeared. At the same time, the premium on land bonds issued by the IFS increased.

The political context of the annuities dispute helps to understand the underlying motives of the Fianna Fáil administration. The annuities were part of a deliberate strategy to remove the remaining vestiges of the Treaty that were unpalatable to De Valera and his Fianna Fáil colleagues (e.g. the Oath of Allegiance to the British Monarchy and the Governor General) (McMahon 1984). The British response to the default was to levy tariffs on IFS imports,⁴⁴ most notably cattle, in an attempt to recoup the expense of servicing these debts. This too was politically motivated as it was believed that by hurting Irish farmers it would undermine the support for Fianna Fáil. However, the IFS immediately retaliated against the British tariffs with its own counter-tariffs. The dispute led to further tariffs levied on the IFS by virtue of it being unable to reach an accord at the Ottawa meeting of the Commonwealth. Also, the dispute did not harm the electoral prospects of Fianna Fáil and when the opposition Cumann na nGael declared it too supported Fianna Fáil policy, attempts were made to reach a settlement. The economic war was gradually ended with bi-lateral trade agreements between the UK and the IFS in 1934 and then again in 1938. The 1938 Anglo-Irish agreement led to the payment of a lump sum of £10m as a settlement for the underlying default, further agreements were also reached on trade and on the treaty ports.

The argument for economic nationalism along the lines of import substitution/infant industry protectionism took its roots in Griffith's 'Sinn Féin policy' and the first Dáil programme. Inspired by the writings of German economist, Friedrich List, Griffith became convinced of the "clear lesson that a system of tariff protection and of economic nationalism was seen to have worked well in Germany and thus provided a model for Ireland" (McCartney, 1973). The implementation of these ideas through the protection of Irish industry can also be viewed as a nationalist solution to the problems of unemployment and emigration from the IFS which continued throughout the 1920s and 30s, although slowed somewhat by the depressed economic conditions abroad. The

⁴⁴ There was a fear that the British response would be to seize the financial assets of the Currency Commission held in London (Moynihan 1975, p. 183), but this was not a policy option contemplated by the British government.

1930s is seen as a radical change given the protectionist policies adopted by Fianna Fáil but in the context of the time there was not much else the government could do given the self-imposed monetary constraints of the IFS. Nonetheless, in an international context, the extent of the Irish move towards protection can be considered comparatively mild (O'Rourke, 2017). Apparent gains in employment are evident from existing statistical material although serious doubts have been raised about the Irish censuses of production as the increases in employment have been attributed to the wider scope of the returns. Daly presents data on the employment in manufacturing (shown in table 7 below) and the distribution of employment and output throughout Ireland. Protected industries – despite local lobbying – were primarily located around key ports as they were dependent on imported raw materials and the majority of employment was located in and around Dublin. Further efforts were made to increase employment in agriculture by encouraging tillage, however here too there were limited gains.

Table 7: Decentralisation of industry: employment and net output

Location	Employment (%)				Net output (%)			
	1931	1936	1938	1944	1931	1936	1938	1944
Dublin City & Co.	42	43	43	42	59	53	54	52
Rest of Leinster	18	19	19	20	12	15	16	17
Cork City	7	8	7	8	10	9	9	8
Limerick City	3	3	3	3	3	3	3	3
Waterford City	2	2	2	1	2	2	2	2
Rest of Munster	16	14	13	15	9	10	9	11
Connaught	7	6	8	7	3	4	4	5

Source: Mary Daly, *Industrial development and Irish national identity* (Dublin 1992), table 6.

Trade flows did not change much in the decades following secession and the IFS remained heavily dependent on the UK. As the Parker-Willis Committee observed “Saorstat is now, and will undoubtedly long continue to be, an integral part of the economic system at the head of which stands Great Britain” (Parker-Willis et al. 1926, section 6). The bulk of IFS exports were still absorbed by the UK (see Figure 11), however after independence, internal trade between north and south of the island was classified as international trade. The IFSs exports were predominantly agricultural commodities reflecting the limited industrial base of the economy (see Figure 12). Imports from the UK decreased somewhat (see Figure 13), but here trends are clouded by changes in country of origin classification. Furthermore, from the 1930s onwards Irish farmers faced an increasingly protected UK agricultural market, thus highlighting that not all impediments to trade were from the Irish side.

Figure 11 Exports to the UK

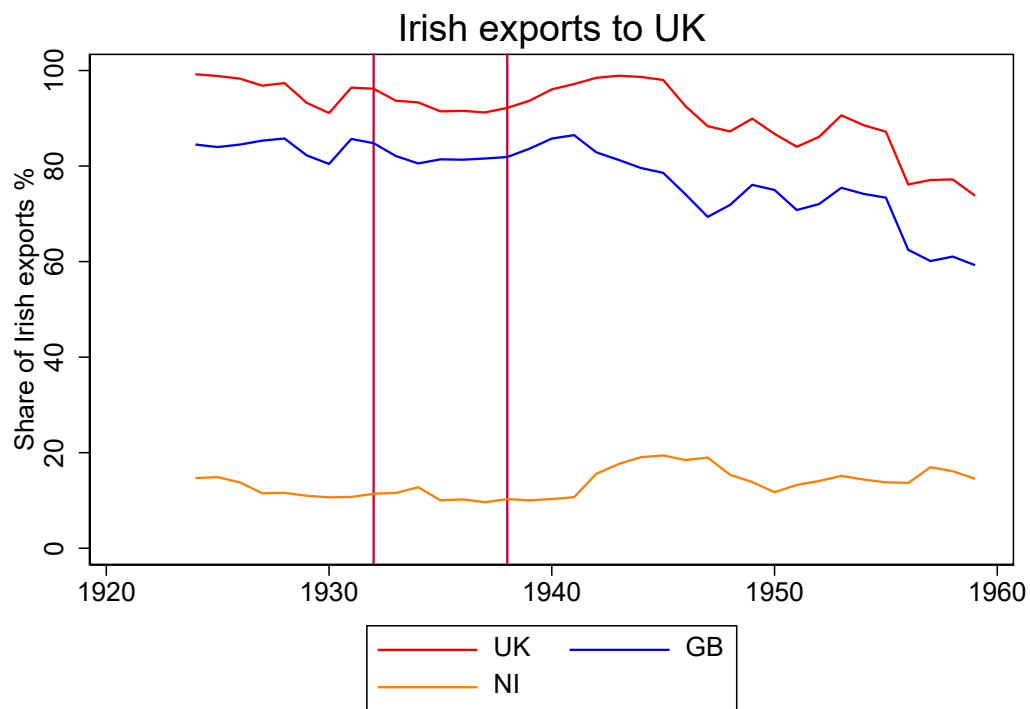


Figure 12 Distribution of exports

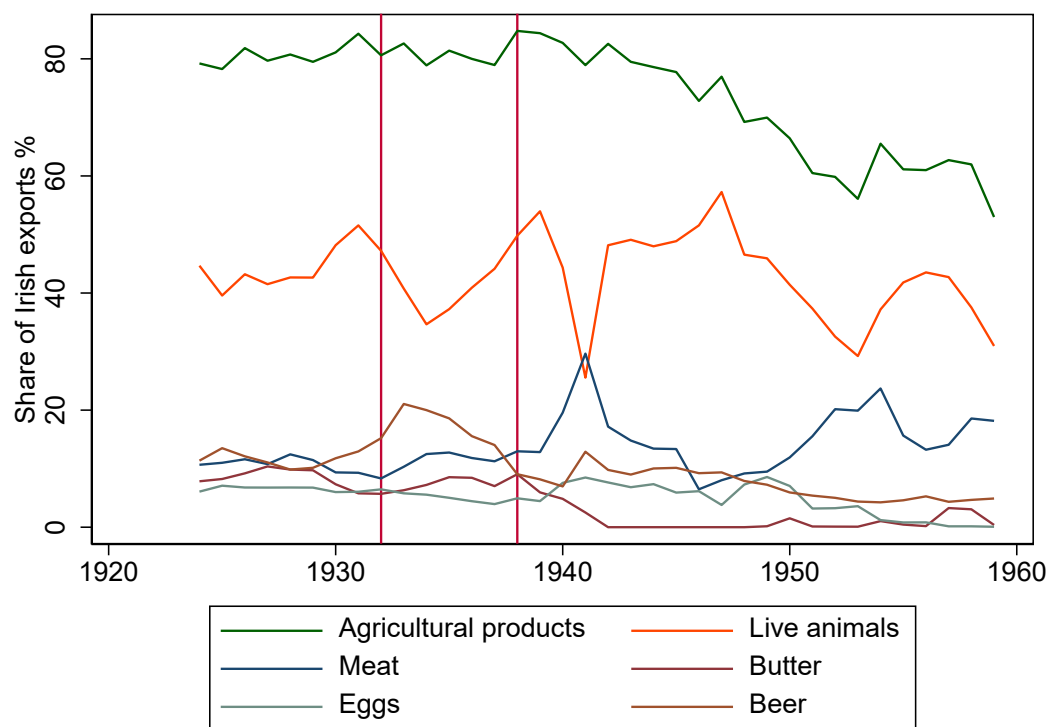
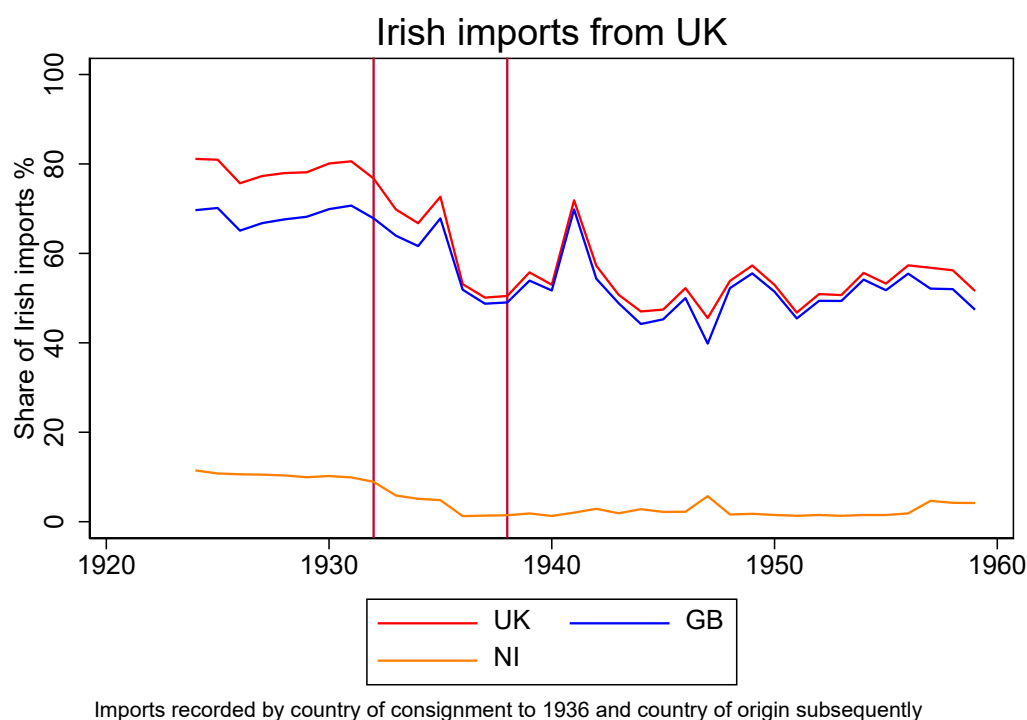


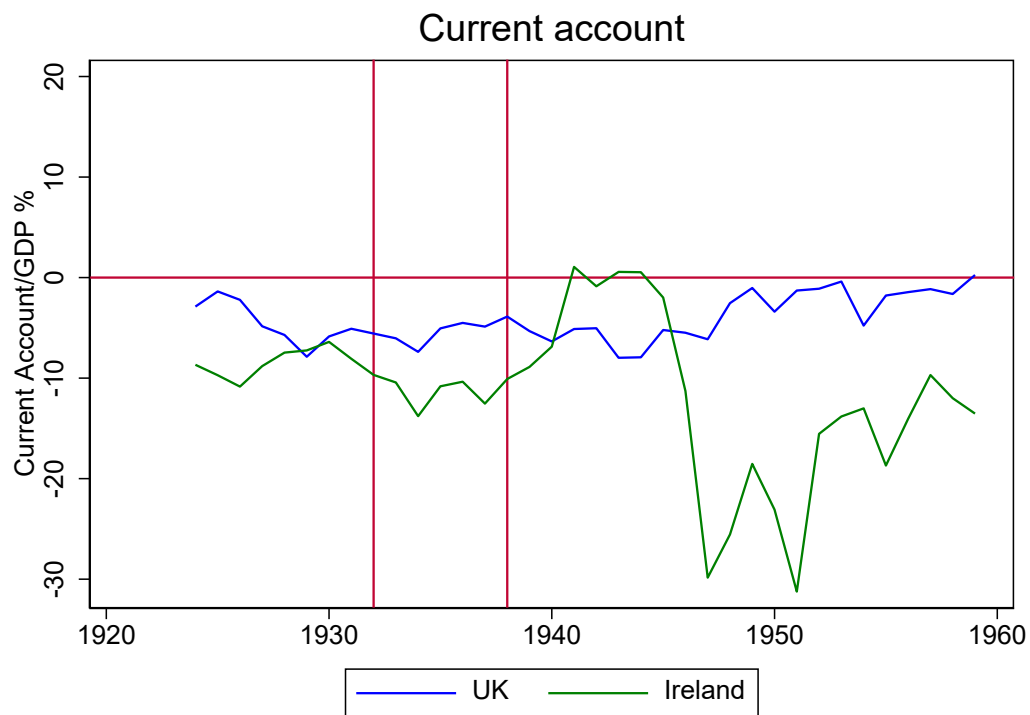
Figure 13 Irish imports from the UK



Source: Mitchell (1988).

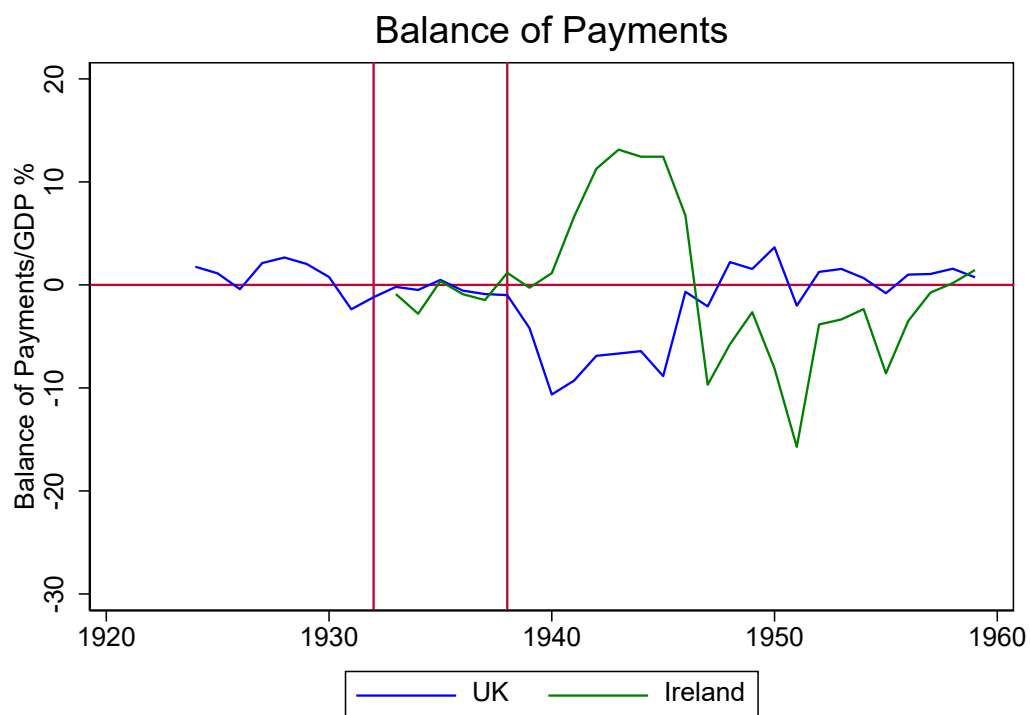
The Irish current account typically experienced a trade deficit as imports exceeded exports (Figure 14), however this was financed by the capital account in terms of net income from overseas investments, emigrant remittances, and income from visitors (Geary 1951). As Meenen (1970) noted, there was ‘no normal year’ where the trade balance was favourable and this was exacerbated in exceptional years, such as 1947 and 1951, when imports were 30 and 40% higher than exports. Ultimately, as a small open-economy, foreign trade was always an important feature of the Irish economy and by the mid-1960s it had one of the highest export and import shares of national income in the OECD (Meenan 1970). This placed a heavy burden on capital account to prevent balance of payment crises. The increased use of import substitution as official policy from the 1930s led to a decrease in sterling reserves (Brennan et al. 1938, paragraph 153), exacerbated by the War, and culminated in a series of balance of payment crises in late 1940s and early 1950s (see Figure 15). The latter led to an increase in emigration, particularly to Britain where there continued to be an open labour market for Irish migrants. Irish economic policy was therefore buffered by two pre-independence legacies: Integrated financial markets that led to sizeable external reserves and integrated labour markets that absorbed excess unemployment in Ireland. Without these safety valves perhaps Irish economic policy may have evolved differently.

Figure 14 Current account Ireland and UK



Source: Mitchell (1988).

Figure 15 Balance of Payments Ireland and UK



Source: Mitchell (1988).

8 Lessons for today?

From a purely efficiency perspective, the break-up of a country is never desirable; however all the benefits of unification may not, or may not be perceived to be, evenly distributed (Bolton and Roland 1997). Ireland's secession was partly inspired by a rhetoric that emphasised over taxation and a trade policy that did not suit a society that was a figment of nationalist imagination. The reality did not suggest over taxation, but rather generous social spending. An unprotected Irish society under the Union was a fictional entity. Indeed, a substantial share of the Irish economy had benefitted from free trade with the neighbouring island. The binary division between nationalist and unionist hid the multitude of visions for an independent Ireland within the nationalist community and the resulting political economy highlights some of these contradictions; the benefits of secession were not evenly distributed.

One of the most challenging issues for a dissolving nation state is how fiscal liabilities will be apportioned. Although the United Nations 1983 Vienna Convention provides guidelines for transferring debt to seceding regions, it does not impose any legal obligation nor even suggest criteria for determining the allocation of debts (Williams & Harris 2001). Without guidelines, a seceding region typically must negotiate what fraction of the existing fiscal burden it will receive as a liability. In addition to sharing onus for outstanding sovereign bonds, negotiations may include such liabilities as state pensions, state-owned enterprises and unemployment benefits. Moreover, these deals may extend to non-pecuniary considerations, such as the boundary of regional independence, monetary policy and reparations for costs incurred during the path to independence (McLaughlin & Foley-Fisher 2014).

Unsurprisingly then, the business of ascribing fiscal responsibility within a disintegrating state is complex and erratic. In the event of Scottish independence, the UK Treasury issued a communique stating that it would honour existing debt but that an 'independent Scotland would become responsible for a fair and proportionate share of the UK's current liabilities' (UK 2014).⁴⁵ The Irish case offers lessons but they highlight the complexities of the political economy involved in such a contingency. The IFS was granted debt relief for accepting a permanent border on the island of Ireland. Scotland does not have a similar bargaining chip to achieve such a debt write-off. Arguably however, a comparably contentious and divisive issue would be for the SNP to leverage debt write-off in exchange for abandoning its non-nuclear stance and allow the continued use of Faslane as a port for housing nuclear submarines. Without Faslane, the UK would be unable to maintain its current nuclear deterrent capability in its existing capacity. It relies not only on the

⁴⁵ Both Ireland and Newfoundland defaulted on obligations in 1932, the UK had guaranteed both debts but reacted differently to each episode (Foley-Fisher & McLaughlin 2014).

submarine base on the Gareloch at Faseland, but also depends upon the facilities at Coulport on Loch long, in addition to availing of the use of Scottish internal and territorial waters (Gower 2021).⁴⁶ Even if it did, the sacrifice of national assets for a reduction in national debt may be a step too far for domestic stakeholders. In the Irish case, the national compromise led to five decades of a sectarian NI administration which eventually gave way to thirty years of violence after the Civil Rights movement emerged in the late 1960s,

The Union of Great Britain and Ireland was a political, fiscal and monetary union. The secession of the IFS from the Union in 1922 ended the political and fiscal union but the monetary union, through accident and design, remained intact until 1979. Currency remains central to the Scottish independence debates, however ‘sharing’ a currency may not be an ideal policy option (Roy 2021). The currency question was serious but there was no immediate attempt to address it as ‘legislation on so vital a matter as currency would probably have created public alarm’ (Brennan 1931). The IFS solution was to establish a currency board and maintain a peg to sterling. This lasted for over 50 years. This decision effectively sacrificed monetary policy. However, as a small country highly integrated with its nearest neighbour, it would not have had much control if policy was not aligned with that of Great Britain. Rate cuts could not be enacted if not harmonised with Britain as it would lead to capital outflows, as witnessed in 1955 (Honohan & Ó Gráda 1998). Furthermore, while fiscal policy was “independent”, the emphasis on convertibility ensured that it could never in fact operate in isolation to monetary considerations.

The Sustainable Growth Commission (SGC) recommends the continued use of sterling for Scotland and the introduction of a new currency backed by sterling (Wilson et al. 2018, C1.23). There is also an acknowledgment of Scotland’s existing fiscal deficit. However, it notes that ‘a 6-7% fiscal deficit is not sustainable and action will be required to reduce it to more sustainable levels’ and that ‘a sustainable fiscal position is a strategic priority for small advanced economies’ (Wilson et al. 2018). It seems to recognise that operating a pegged currency requires significant fiscal discipline, something which is best captured by assessing the medium term fiscal stance, rather than reliance upon assessing annual budget data alone (Kenny and McLaughlin, 2022; Lane, 1998). Ireland learned this painful lesson after the Euro crisis revealed it to contemporaries. Similarly, operating a currency peg would require the maintenance of substantial external reserves. As documented above, Irish official reserves were supported by private reserves, particularly in the early years of independence, but when these private reserves depleted, greater balance of payments tensions arose.

⁴⁶ ‘Trident could be forced overseas or halted if Scotland if Scotland gains independence’, *The Guardian*, 26 April 2021 <https://www.theguardian.com/uk-news/2021/apr/26/trident-overseas-or-halted-scotland-independence>

Speaking in the aftermath of the British unilateral decision to leave the gold standard, Ernest Blythe realised this constraint, ‘with our trade relations with Great Britain, whether we had a central bank or whether we had not a central bank, we would have followed and would be bound to follow the British currency’.⁴⁷ Later, when Ireland exercised monetary independence (see figure 7 above), it came at a fortuitous time as sterling had experienced an unparalleled appreciation, rising by 55% between 1977 and 1981 (Chick 2020, p. 319).⁴⁸ There were several reasons for this, but it was in primarily due to the discovery of oil in the North Sea, and the appreciation had adverse effects on the UK tradable sector (Bean 1988). Therefore, similar to Alesina et al.’s (2000) argument regarding trade openness, freedom to leave the peg offset the impediments of country size. The benefit of flexibility in a currency board arrangement is something that Ghosh et al. (2000) stress in their review of monetary arrangements in the aftermath of the dissolution of the Soviet Union. Nonetheless, when Ireland abandoned the sterling system in 1979, fiscal policy lacked an disciplinary anchor and a number of misguided public borrowing and expenditure increases, combined with rising global interest rates, placed her public finances and economy in considerable jeopardy until the end of the 1980s.

Although the IFS attained political and fiscal independence, it remained economically tied to the UK. Not until Ireland joined the EEC/EU in 1973, was there a significant change in the structure of Irish trade relations and a growing diversification in trade patterns. Dependence on the UK was reduced slowly over time but major problems in the IFS economy remained unresolved (e.g., small under-capitalised farms in agriculture and the low productivity of IFS manufacturing). Barry (2014) argues that political independence was associated with attempts to reduce economic dependence on the former dominant partner.

As Ireland was a small and open economy, trends in the international economy were important factors. However domestic policies, such as fiscal incentives for foreign investment and investment in education, played an important role in later development. Similarly, issues of tax competition are relevant for Scotland. For example, at present Scotland operates a marginally higher rate (1 percentage point higher) on higher income bands, the most mobile contributors to the tax base. While a newly independent government may wish to extract more revenue from this group at independence, the political economy of secession, and more explicit tax competition, may temper these urges. These lead onto a final issue of contention; current and future pension contributions. While the SGC claims that ‘taxes raised in Scotland are sufficient at present to fund all devolved services plus welfare and pensions’, there is a lack of acknowledgement of the fact that Scotland

⁴⁷ *Dáil Debate*, 11 Nov 1931

⁴⁸ Bond and Knöbl (1982) referred to a 70% appreciation in the real exchange rate and attributed it to sterling becoming a petrocurrency.

has an older population.⁴⁹ Quite clearly, pension sustainability will be an issue that needs to be addressed as part of the fiscal deficit. In the case of the IFS, we have seen that concrete measures to tackle the pension issue can have a disproportionately negative political response.

Similarly, any Scottish temptation towards protectionism should remember Fianna Fáil's protectionist policy in the 1930s in the IFS. It led to short term gains in terms of employment but also meant slower economic growth in the future as Ireland remained with a weak industrial sector with low productivity. While a Scottish entry to the EU is the more likely alternative policy choice, such a step will automatically imply protection against a remaining rump UK market. The difficulties of achieving "alignment" or smooth passage of goods across borders has been demonstrated in recent years and a "hard border" may become part of the political dialogue.

In sum, as Rumpf and Hepburn (1977, p. 219) concluded, 'nationalism in Ireland, as elsewhere, has been more directly concerned with securing the power of the nation to direct its own destiny than with achieving prosperity or social progress as such'. Ultimately, as O'Rourke (2017) argues, independence was essential for Ireland to exploit its later membership of the European Union, as it gave the nation policy flexibility that other regions of the UK did not possess.

References

- Acemoglu, D., and Robinson, J. A. (2013). *Why Nations Fail: the origins of power, prosperity and poverty*. London.
- Adams, R. (2018). Shadow of a taxman: how, and by whom, was the Republican government financed in the Irish War of Independence (1919-21)? [PhD thesis]. University of Oxford.
- Alesina, A., Spolaore, E., and Wacziarg, R. (2000). Economic integration and political disintegration. *American Economic Review*, 90(5)
- Alesina, A. and Spolaore, E. (1997). On the number and size of nations. *Quarterly Journal of Economics*, 112(4): 1027-1056.
- Alesina, A. and Spolaore, E. (2003). *The Size of Nations*. MIT Press: Cambridge, MA.
- Akenson, D. (1975). *A mirror to Kathleen's face: education in independent Ireland 1922-1960*. London.
- Parker-Willis et al. (1926). *Banking Commission*.
- Brennan et al. (1938). *Commission of Inquiry into Banking, Currency, and Credit. Majority Report*. P 2628
- Barry, F. (2014). 'Diversifying external linkages: the exercise of Irish economic sovereignty in long-term perspective', *Oxford Review of Economic Policy*, 30.

⁴⁹ UK median age is 40.4, whereas in England is below median (40.2), Scotland is above the median (42.1) with an older population (19.3% over 65) in Scotland than in England (18.5% over 65) (ONS 2021).

- Barry, F. (2021). Business Establishment Opposition to southern Ireland's exit from the United Kingdom. *Enterprise & Society* doi:10.1017/eso.2021.7
- Bean, C. (1988). Sterling misalignment and British trade performance. In Richard C. Marston (ed). *Misalignment of exchange rates: effects on trade and industry*. Chicago: University of Chicago Press.
- Bielenberg, A. and Ryan, R. (2012). *An economic history of Ireland since independence*. London: Routledge.
- Bolton, P., Roland, G., and Spolaore, E. (1996). Economic theories of the break-up and integration of nations. *European Economic Review*, 40: 697-705
- Bolton, P. and Roland, G. (1997). The breakup of nations: a political economy analysis. *Quarterly Journal of Economics* 112(4): 1057-1090.
- Bond, M. E. and Knöbl, A. (1982). Some implications of North Sea Oil for the UK economy. *IMF Staff Papers* 29(3): 363-397.
- Bowman, T. (2014). 'Ireland and the First World War' in Alvin Jackson (ed), *The Oxford Handbook of Modern Irish History*. Oxford: Oxford University Press.
- Broadberry, S. and Howlett, P. (2005). 'The United Kingdom during World War I: business as usual?' in Stephen Broadberry and Mark Harrison (eds), *The Economics of World War I*. Cambridge University Press: Cambridge.
- Brownlow, G. (2006). 'The political economy of the Ulster crisis', in D. G. Boyce and A. O'Day (eds), *The Ulster Crisis 1885-1921*. London.
- Brownlow, G. (2010). 'Fabricating Economic development'. *The Economic and Social Review*, 41, no. 3.
- Capie, F., Goodhart, C., and Schnadt, N. (1994). The development of central banking. In Capie, F.; Fischer, S., Goodhart, C. and Schnadt, N. (eds), *The future of central banking: the tercentenary symposium of the Bank of England*. Cambridge, UK :Cambridge University Press
- Carroll, F. M. (2002). *Money for Ireland: Finance, diplomacy, politics and the First Dáil Éireann loans, 1919-1936*. Connecticut: Prager.
- Chick, M. (2020). *Changing Times: Economics, Policies, and Resource Allocation in Britain Since 1951*. Oxford: Oxford University Press.
- Childers, E. (1911). *The Framework of Home Rule*. London: Edward Arnold.
- Clark, G. (2015), 'What Were the British Earnings and Prices Then? (New Series)' MeasuringWorth, 2015. URL: <http://www.measuringworth.com/ukearnncpi/>
- Coolahan, J. (1981). *Irish education: Its history and structure 1800-1980*. Dublin: Institute of Public Administration.

- Corbet, S. and O'Connor F. (2020) 'Where was the Global Price of Silver Established? Evidence from London and New York (1878-1953)', *Finance Research Letters*, 39, pp. 1-8.
- Crafts, N. (2014), What does the 1930s' experience tell us about the future of the eurozone?. *Journal of Common Market Studies*, 52: 713-727. <https://doi.org/10.1111/jcms.12145>
- Daly, M. (1992). *Industrial development and Irish national identity 1922-1938*. Dublin: Gill & MacMillan.
- Daniel, T. K. (1976). 'Griffith on his noble head: the determinants of Cumann na nGaedheal economic policy, 1922-32', *Irish Economic and Social History*, 3: 55-65.
- Davis, G. (1994). *A history of money*. Cardiff: University of Wales Press.
- de Bromhead, A., Fernihough, A., and Hargaden, E. (2020). Representation of the People: Franchise Extension and the "Sinn Féin Election" in Ireland, 1918. *Journal of Economic History*. 80(3): 886-925.
- Devlin, A. and Barry, F. (2019). Protection versus Free trade in the Free State era: The finance attitude. *Irish Economic and Social History*, 46(1): 3-21.
- Dooley, T. (2004). 'The land for the people': the land question in independent Ireland. Dublin: University College Dublin Press.
- Drea, E. (2014). 'The Bank of England, Montague Norman and the internationalisation of Anglo-Irish monetary relations, 1922-1943', *Financial History Review*, 21.
- Drea, E. (2015). The impact of Henry Parker-Willis and the Federal Reserve on the Institutional Design of the Irish Currency Act 1927. *The Historical Journal*, 58(3): 855-875.
- Drea, E., and Barry, F. (2021). A reappraisal of Joseph Brennan and the achievements of Irish banking and currency policy, 1922-1943. *Financial History Review*, 28(1): 45-66.
- Durkan, J. (2010). Seán Lemass and the Nadir of Protectionism. *Economic and Social Review*, 41(3): 269-282.
- Easterly, W. and Rebelo, S. (1993). Fiscal policy and economic growth: an empirical investigation. *Journal of Monetary Economics*. 32, 417-458.
- Eichengreen, B. (1989), The U.S. Capital Market and Foreign Lending, 1920 - 1955, in J. D. Sachs, ed., 'Developing Country Debt and Economic Performance', University of Chicago Press, Chicago
- Eichengreen, B. (1992). The origins and nature of the Great Slump revisited. *Economic History Review* 45 (2): 213-239.
- Eichengreen, B. & Portes, R. (1986), 'Debt and default in the 1920s', *European Economic Review* 30: 599-640.
- Eichengreen, B. and Sachs, J. (1985). Exchange Rates and Economic Recovery in 1930s. *Journal of Economic History* 45(4): 925-946.

- Eichengreen, B. and Temin, P. (2000). 'The Gold Standard and the Great Depression', *Contemporary European History*, 9.
- EU (2021). Flash Eurobarometer 501 report: the euro area, October-November 2021
<https://europa.eu/eurobarometer/surveys/detail/2289>
- Fanning, R. (1978). *The Irish Department of Finance, 1922-58*. Dublin: Institute of Public Administration.
- Federal Reserve Bulletin (1922). Genoa Financial Commission Report. June 1922. pp 678-680.
- Fitzgerald, G. (1956). The Irish Economy North and South. *Studies: An Irish Quarterly Review*, 45(180): 373-388.
- FitzGerald, G. (1990). 'The decline of the Irish language: 1771-1871' in Mary Daly and David Dickson (eds), *The origins of popular literacy in Ireland: language change and educational development 1700-1920*. Dublin: Department of Modern History, Trinity College.
- FitzGerald, J, and Kenny, S- (2020). "'Till debt do us part': Financial Implications of the Divorce of the Irish Free State from the UK, 1922-6." *European Review of Economic History*, 24, no. 4 (2020): 818-842
- Fitzgerald, J. and Kenny, S., (2019) 'Managing a century of debt', *Journal of the Statistical and Social Inquiry Society of Ireland*, XLVIII , pp. 1- 40.
- Foley-Fisher, N. and McLaughlin, E. (2014). State dissolution, sovereign debt and default: Lessons from the UK and Ireland. Queen's University Centre for Economic History Working Paper 14-06.
- Foley-Fisher, N. and McLaughlin, E. (2016). 'Sovereign debt guarantees and default: Lessons from the UK and Ireland, 1920-1938', *European Economic Review*, 87: 272-286.
- Foley-Fisher, N. and McLaughlin, E. (2016b). 'Capitalising on the Irish Land Question: Land Reform and State Banking in Ireland, 1891-1938', *Financial History Review*. 23(1): 71-109.
- Foreman-Peck, J. S. (1979). Tariff protection and economies of scale: the British motor industry before 1939. *Oxford Economic Papers*, 31(2): 237-257.
- Friedman, M. and Schwarz, A. (1971). *A monetary history of the United States, 1867-1960*. Princeton: Princeton University Press.
- Garvin, T. (2005). Preventing the future: why was Ireland so poor for so long? Dublin.
- Geary, F. and Stark, T. (2014). 'Regional GDP in the UK, 1861-1911: new estimates', *Economic History Review*, 68(1): 123-144.
- Geary, R. C., (1951). Irish Economic Development since the Treaty. *Studies: An Irish Quarterly Review*, 40 (160): 399-418

- Gerlach, S. and Stuart, R. (2015). Money, interest rates and prices in Ireland, 1933-2012. *Irish Economic and Social History*, 42(1).
- Ghosh, A. R., Gulde, A., Wolf, H. C. (2000). Currency Boards: More than a Quick Fix? *Economic Policy* 15(31): 269-335.
- Gower, J. (2021). Implications for United Kingdom nuclear deterrence should the Union fail. Policy Brief Euro-Atlantic Security. European Leadership Network.
- Gordon, R. G. (2012). 'Is US economic growth over? Faltering innovation confronts the six headwinds'. NBER working paper 18315.
- Gibbon, H. D. (1996). 'Economic and social history, 1850-1921', in W. E. Vaughan (ed), *A New History of Ireland: VI Ireland under the Union, II 1870-1921*. Oxford: Oxford University Press.
- Griffith, A. (1918). The resurrection of Hungary: a parallel for Ireland, with appendices on Pitt's policy and Sinn Fein, Third edition. Dublin.
- Grimes, T. (2008). 'Starting Ireland on the road to industry: Henry Ford in Cork', NUI Maynooth history PhD thesis.
- Grossman, R. S., Lyons, R. C., O'Rourke, K. J., and Ursu, M. A. (2014) 'A monthly stock exchange index for Ireland, 1864-1930.' *European Review of Economic History*, 18 (3).
- Honohan, P. (1997). Currency Board or Central Bank? Lessons from the Irish Pound's link with sterling, 1928-79. *Banca Nazionale del Lavoro Quarterly Review*, 200: 39-67
- Honohan, P. and Ó Gráda, C. (1998). The Irish macroeconomic crisis of 1955-56: how much was due to monetary policy? *Irish Economic and Social History*, 25: 52-80.
- Hynes, W. (2014). To what extent were economic factors important in the separation of the south of Ireland from the United Kingdom and what was the economic impact? *Cambridge Journal of Economics*. 38(2): 369-397.
- Jalland, P. (1983). Irish Home-Rule Finance: a neglected dimension fo the Irish question, 1910-14. *Irish Historical Studies*, 23(91): 233-253.
- Johnson, D. (1985). *The Interwar Economy in Ireland*. Dublin.
- Johnson, D. S. and Kennedy, L. (1996). 'The two economies in Ireland in the twentieth century' in J. R. Hill (ed.), *A new history of Ireland: VII Ireland 1921-84* . Oxford: Oxford University Press.
- Jordan, D. (2020). The Economics of Devolution: Evidence from Northern Ireland 1920-1972. Queen's University Belfast PhD Thesis (Economics).
- Kennedy, K. (1971). *Productivity and Industrial Growth: The Irish experience*. Oxford: Oxford University Press.

- Kennedy, K., Giblon, T., and McHugh, D. (1988). *Irish economic development since independence*. London: Routledge.
- Kennedy, L. (1991). 'The economic thought of the nation's lost leader: Charles Stewart Parnell' in D. George Boyce and Alan O'Day (ed.), *Parnell in Perspective*. Routledge.
- Kennedy, L. (2003). 'The cost of living in Ireland, 1698-1998' in David Dickson and Cormac Ó Gráda (eds.), *Refiguring Ireland, essays in honour of L. M. Cullen*. Dublin: Lilliput Press, pp 249-276
- Kenny, S. (2022), Irish GDP (1922-47), forthcoming (mimeo)
- Kenny, S. and Lennard, J. (2018), Monetary aggregates for Ireland, 1840–1921. *The Economic History Review*, 71: 1249-1269
- Kenny, S., and McLaughlin, E. (2022). Currency choice: what lessons from Ireland for an independent Scotland?. *Economics Observatory*.
<https://www.economicsobservatory.com/currency-choice-what-lessons-from-ireland-for-an-independent-scotland>
- Keynes, J. M. (1933). National Self-Sufficiency. *Studies: An Irish Quarterly Review*, 22 (86): 177-193
- Lawrence, R.J. (1965). *The government of Northern Ireland: public finances and public services*, Oxford: Oxford University Press.
- League of Nations (1920). *Report of the International Financial Conference*. Vol 3, No. 5. Boston: World Peace Foundation.
- Lindert, P. (2004). *Growing Public: Social Spending and Economic Growth since the Eighteenth Century*. Cambridge: Cambridge University Press.
- MacNeill, E. (1932). Ten Years of the Irish Free State. *Foreign Affairs*.
- McCartney, D. (1973). The political use of history in the work of Arthur Griffith. *Journal of Contemporary History*, 8(1): 3-19.
- McGarry, F. (2014). Southern Ireland, 1922-32: a free state? in Alvin Jackson ed, *The Oxford Handbook of Modern Irish History*. Oxford: Oxford University Press.
- McGrath, L., Hynes, S., and McHale, J. (2021). Reassessing Ireland's economic development through the lens of sustainable development. *European Review of Economic History*.
<https://doi.org/10.1093/ereh/heab025>
- McLaughlin, E. (2015). Economic Impact of the Irish revolution. University of St Andrews Discussion Papers in Environmental Economics, 2015-13.
- McLaughlin, E. (2015b). Writing the economic history of Ireland since independence. *Irish Economic and Social History*, 42: 76-92.

- McLaughlin, E. (2017). The Irish Revolution and its Aftermath: the economic dimension. In John Crowley, Donal Ó Drisceoil and Mike Murphy John Borgonovo (eds.). *Atlas of the Irish Revolution*. Cork: Cork University Press.
- McMahon, D. (1984). *Republicans and Imperialists: Anglo-Irish relations in the 1930s*. Connecticut: Yale University Press.
- Meenan, J. (1970). *The Irish Economy since 1922*. Liverpool: Liverpool University Press.
- Meredith, H. O. (1925). Income and other taxation in Saorstát Eireann. *The Economic Journal* 35(138): 305-310.
- Mitchell, B. R. (1988). *British Historical Statistics*. Cambridge: Cambridge University Press: Cambridge.
- Moynihan, M. (1975). *Currency and Central Banking in Ireland, 1922-1960*. Dublin: Gill and MacMillan: Dublin.
- Musgrave, R. A. and Musgrave, P. B. (1989). *Public Finance in Theory and Practice*. 5th edition. McGraw Hill: New York.
- Nevin, E. (1962). Public Debt and Economic Development. ESRI, paper no. 11.
- Nunan, D. B. (1987). Price trends of agricultural land in Ireland 1901-1986. *Irish Journal of Agricultural Economics and Rural Sociology*, 12: 51-77
- Pratschke, J. L. (1969). The Establishing of the Irish Pound: A backward Glance. *Economic and Social Review* 1(1): 51-
- Offer, A. (1983). Empire and social reform: British overseas investment and domestic politics, 1908-1914. *Historical Journal*, 26, pp.119-38.
- Ó Gráda, C. (1997). *A Rocky Road: The Irish economy since the 1920s*. Manchester: Manchester University Press.
- Ó Gráda, C. (2000). The political economy of the old age pension: Ireland c. 1908-1940. UCD Centre for Economic Research Working Paper Series; WP00/22
- Ó Gráda, C. (2002). 'The Greatest Blessing of All': The Old Age Pension in Ireland. *Past & Present*, 175: 124-161.
- Ó Gráda, C. and O'Rourke, K. (2021). The Irish economy during the century after partition. *Economic History Review*, DOI: 10.1111/ehr.13106
- O'Hagan, J. W. (1980), 'An analysis of the Relative size of the Government sector: Ireland 1926-52', *The Economic and Social Review*, 12 (1).
- Olson, M. (1989). 'The rise and decline of nations: where does Ireland fit in?' Geary Lecture.

- ONS (2021). Population estimates for the UK, England and Wales, Scotland and Northern Ireland: mid-2020.
<https://www.ons.gov.uk/peoplepopulationandcommunity/populationandmigration/populationestimates/bulletins/annualmidyearpopulationestimates/mid2020#age-structure-of-the-uk-population>
- O'Rourke, K. (2017). Independent Ireland in comparative perspective. *Irish Economic and Social History*, 44(1): 19-45.
- Rosés, J. R. and Wolf, N. (2020). Rosés-Wolf database on Regional GDP, version 6 (2020).
<https://www.wiwi.hu-berlin.de/de/professuren/vwl/wg/roses-wolf-database-on-regional-gdp>
- Roy, G. (2022). The Scottish National Party's Economic Prospectus for Independence: Out with the Old? *The Political Quarterly*.
- Rumpf, E. and Hepburn, A. C. (1977). *Nationalism and Socialism in twentieth century Ireland*. Liverpool: Liverpool University Press.
- Stuart, R. (2019). UK shocks and Irish business cycles, 1922-79. *Economic History Review*, 72(2): 618-640.
- Tetlow, G. and Soter, T. (2021). Currency options for an independent Scotland. Institute for Government Report. <https://www.instituteforgovernment.org.uk/publications/scotland-currency>
- UK (2014). UK debt and the Scotland Independence Referendum.
<https://www.gov.uk/government/publications/uk-debt-and-the-scotland-independence-referendum>
- Williams, P. R. & Harris, J. (2001). 'State succession to debts and assets: The modern law and policy', *Harvard International Law Journal* 42, 355–417.
- Wilson, A., et al. (2018). Scotland – the new case for optimism. A strategy for inter-generational economic renaissance. The report of the Sustainable Growth Commission.